

Kaishev, V. & Dimitrova, D. S. (2005). Excess of loss reinsurance under joint survival optimality (Report No. Actuarial Research Paper No. 165). London, UK: Faculty of Actuarial Science & Insurance, City University London.



**CITY UNIVERSITY
LONDON**

[City Research Online](#)

Original citation: Kaishev, V. & Dimitrova, D. S. (2005). Excess of loss reinsurance under joint survival optimality (Report No. Actuarial Research Paper No. 165). London, UK: Faculty of Actuarial Science & Insurance, City University London.

Permanent City Research Online URL: <http://openaccess.city.ac.uk/2296/>

Copyright & reuse

City University London has developed City Research Online so that its users may access the research outputs of City University London's staff. Copyright © and Moral Rights for this paper are retained by the individual author(s) and/ or other copyright holders. All material in City Research Online is checked for eligibility for copyright before being made available in the live archive. URLs from City Research Online may be freely distributed and linked to from other web pages.

Versions of research

The version in City Research Online may differ from the final published version. Users are advised to check the Permanent City Research Online URL above for the status of the paper.

Enquiries

If you have any enquiries about any aspect of City Research Online, or if you wish to make contact with the author(s) of this paper, please email the team at publications@city.ac.uk.



Cass Business School
City of London

Cass means business

Faculty of Actuarial Science and Statistics

Excess of Loss Reinsurance Under Joint Survival Optimality.

Kaishev, V.K. and Dimitrova, D.S.

Actuarial Research Paper No. 165

November 2005

ISBN 1 901615-90-1

Cass Business School
106 Bunhill Row
London EC1Y 8TZ
T +44 (0)20 7040 8470
www.cass.city.ac.uk

“Any opinions expressed in this paper are my/our own and not necessarily those of my/our employer or anyone else I/we have discussed them with. You must not copy this paper or quote it without my/our permission”.

Excess of Loss Reinsurance Under Joint Survival Optimality

by

Vladimir K. Kaishev* and Dimitrina S. Dimitrova

Cass Business School, City University, London

Abstract

Explicit expressions for the probability of joint survival up to time x of the cedent and the reinsurer, under an excess of loss reinsurance contract with a limiting and a retention level are obtained, under the reasonably general assumptions of any non-decreasing premium income function, Poisson claim arrivals and continuous claim amounts, modelled by any joint distribution. By stating appropriate optimality problems, we show that these results can be used to set the limiting and the retention levels in an optimal way with respect to the probability of joint survival. Alternatively, for fixed retention and limiting levels, the results yield an optimal split of the total premium income between the two parties in the excess of loss contract. This methodology is illustrated numerically on several examples of independent and dependent claim severities. The latter are modelled by a copula function. The effect of varying its dependence parameter and the marginals, on the solutions of the optimality problems and the joint survival probability, has also been explored.

Keywords: excess of loss reinsurance, probability of non-ruin, Appell polynomials, joint survival of cedent and reinsurer, dependent claim severities, copula functions

1. Introduction

Several approaches to optimal reinsurance have been attempted in the actuarial literature, based on risk theory, economic game theory and stochastic dynamic control. Examples of research in each of these directions are the papers by Dickson and Waters (1996, 1997), Centeno (1991, 1997), Andersen (2000), Krvavych (2001), by Aase (2002), Suijs, Borm and De Waegenaere (1998), and by Schmidli (2001, 2002), Hipp and Vogt (2001), Taksar and Markussen (2003). A common feature of most of the quoted works is that optimality is considered with respect to the interest of solely the direct insurer, minimizing his (approximated) ruin probability, under the classical assumptions of linearity of the premium income function and independent, identically distributed claim severities.

Recently, a different reinsurance optimality model, which takes into account the interests of both the cedent and the reinsurer, has been considered by Ignatov, Kaishev and Krachunov (2004). As a joint optimality criterion they introduce the direct insurer's and the reinsurer's probability of joint survival up to a finite time horizon. Under this model, a volume of risks is insured by a direct insurer, who is entitled to receiving certain premium income in return for the obligation to cover individual claims. The latter are assumed to have any discrete joint distribution and Poisson arrivals. It is further assumed that the cedent is seeking to share claims and premium income with a reinsurer under a simple excess of loss contract with a retention level M , taking integer values. In their paper, Ignatov, Kaishev and Krachunov (2004) have derived expressions for the probability of joint survival of the cedent and the reinsurer and have demonstrated its applicability in the context of optimal reinsurance.

Catastrophic events in recent years have caused insurance and reinsurance losses of increasing frequency and severity. As a result, some reinsurance companies have been downgraded with respect to their credit rating while others, such as the 6-th largest reinsurer worldwide Gerling Global Re, even became insolvent and went out of business. The latter developments have motivated even stronger the proposed idea of considering reinsurance not solely from the point of view of the direct insurer, but taking into account the contradicting interests of the two parties, by jointly measuring the risk they share.

Our aim in this paper is to generalize the joint survival optimality reinsurance model, introduced by Ignatov, Kaishev and Krachunov (2004). We extend it here by considering an excess of loss (XL) contract in which the reinsurer covers each individual claim in excess of a retention level M , but up to a limiting level L and individual claim severities are not discrete but are modelled by continuous (dependent) random variables, with any joint distribution. Under these reasonably general assumptions we give closed form expressions for the probability of joint survival of the cedent and the reinsurer up to a fixed future moment in time. Based on these expressions, we state two optimality problems, according to which optimal values of M and L or alternatively, an optimal split of

the total premium income, maximizing the probability of joint survival, can be obtained. The derived joint survival probability formulae, conveniently allow the use of copula functions in modelling the dependency between claim severities. We have shown how varying the degree of dependence through the copula parameter(s) affects the optimal choice of the retention and the limiting levels, the optimal sharing of the premium income and also the probability of joint survival.

The results presented in this paper comprise an extension of the model considered by Ignatov, Kaishev and Krachunov (2004), to the practically more important case of continuous, dependent claim severities. In addition, the more general XL contract considered here gives a refined control over the optimal structure of this risk sharing arrangement.

The paper is organized as follows. In Section 2 we introduce the XL contract and the related joint survival probability model, considered further. Our main results are stated in Section 3 and illustrated numerically in Section 4, where we have introduced the copula approach to modelling dependence of consecutive claim severities under reinsurance. The final Section 5 provides some concluding remarks and indicates questions for further research.

2. The XL contract.

We will consider an insurance portfolio, generating claims with inter-occurrence times τ_1, τ_2, \dots , assumed identically, exponentially distributed r.v.s with parameter λ . Denote by $T_1 = \tau_1, T_2 = \tau_1 + \tau_2, \dots$ the sequence of random variables representing the consecutive moments of occurrence of the claims. Let $N_t = \#\{i : T_i \leq t\}$, where $\#$ is the number of elements of the set $\{.\}$. The claim severities are modeled by the non-negative continuous r.v.s. $W_1, W_2, \dots, W_k, \dots$, with joint density function $\psi(w_1, \dots, w_k)$. It will be convenient to introduce the random variables $Y_1 = W_1, Y_2 = W_1 + W_2, \dots$ representing the partial sums of consecutive claim severities.

The r.v.s W_1, W_2, \dots , are assumed to be independent of N_t . Then, the risk (surplus) process R_t , at time t , is given by $R_t = h(t) - Y_{N_t}$, where $h(t)$ is a nonnegative, non-decreasing, real function, defined on \mathbb{R}_+ , representing the aggregated premium income up to time t , to be received for carrying the risk associated with the entire portfolio. The function $h(t)$ may be continuous or not. If $h(t)$ is discontinuous we will assume that $h^{-1}(y) = \inf\{z : h(z) \geq y\}$. We will assume that the premium has been determined in such a way that the premium income defined by the function $h(t)$ adequately corresponds to the aggregate claim amount, generated by the portfolio up to time t . For the purpose, the various premium rating principles (see e.g., Gerber, 1979 and Wang, 1995) or other practical rating techniques can be used.

Without reinsurance, explicit formulae for the probability of non-ruin (survival) $P(T > x)$ of the direct insurer, in a finite time interval $[0, x]$, $x > 0$, with the time T of ruin, defined as

$$T := \inf \{t : t > 0, R_t \leq 0\}, \quad (1)$$

were derived by Ignatov and Kaishev (2004) and by Kaishev and Dimitrova (2003).

Here, we will be concerned with the case when the direct insurer wishes to reinsure his portfolio of risks by concluding an XL contract with a retention level M and a limiting level L , $M \geq 0$, $L \geq M$. In other words, the cedent reinsures the part of each claim which hits the layer $m = L - M$, i.e., each individual claim W_i is shared between the two parties so that $W_i = W_i^c + W_i^r$ $i = 1, 2, \dots$ where W_i^c and W_i^r denote the parts covered respectively by the cedent and the reinsurer. Clearly, we can write

$$W_i^c = \min(W_i, M) + \max(0, W_i - L)$$

and

$$W_i^r = \min(L - M, \max(0, W_i - M)).$$

Denote by $Y_1^c = W_1^c$, $Y_2^c = W_1^c + W_2^c$, ... and by $Y_1^r = W_1^r$, $Y_2^r = W_1^r + W_2^r$, ... the consecutive partial sums of claims to the cedent and to the reinsurer, respectively. Under our XL reinsurance model, the total premium income $h(t)$ is also divided between the two parties so that $h(t) = h_c(t) + h_r(t)$, where $h_c(t)$, $h_r(t)$ are the premium incomes of the cedent and the reinsurer, assumed also non-negative, non-decreasing functions on \mathbb{R}_+ . As a result, the risk process, R_t , can be represented as a superposition of two risk processes, that of the cedent

$$R_t^c = h_c(t) - Y_{N_t}^c \quad (2)$$

and of the reinsurer

$$R_t^r = h_r(t) - Y_{N_t}^r \quad (3)$$

i.e., $R_t = R_t^c + R_t^r$.

There are two alternative optimization problems which may be stated in connection with such an XL contract. The first is, given M and m are fixed, how should then the premium income $h(t)$ be divided between the two parties, so as to optimize a certain criterion measuring their joint risk or performance. And alternatively, if the total premium income $h(t)$ is divided in an agreed way between the cedent and the reinsurer, i.e., $h_c(t)$ and $h_r(t) = h(t) - h_c(t)$ are fixed, how should the parameters M and L of the XL contract be optimally set so as to minimize (maximize) the chosen joint risk or performance criterion.

3. The probability of joint survival optimality.

In this section we will introduce some risk measures, assuming both the cedent and the reinsurer jointly survive up to time x .

Define the moments, T^c and T^r , of ruin of correspondingly the cedent and the reinsurer as in (1), replacing R_t with R_t^c and R_t^r respectively. Clearly, the two events $(T^c > x)$ and $(T^r > x)$, of survival of the cedent and the reinsurer are dependent since the two risk processes R_t^c and R_t^r are dependent through the common claim arrivals and the claim severities W_i , $i = 1, 2, \dots$ as seen from (2) and (3). Hence, as has been proposed in Ignatov, Kaishev and Krachunov (2004), it is meaningful to consider the probability of joint survival, $P(T^c > x, T^r > x)$, as a measure of the risk the two parties share and jointly carry. The two optimization problems we have stated can now be formulated more precisely as follows.

Problem 1. For fixed $h(t)$, $h_c(t)$, $h_r(t)$ such that $h(t) = h_c(t) + h_r(t)$, find

$$\max_{L, M} P(T^c > x, T^r > x) .$$

Problem 2. For fixed M , L and $h(t)$, find

$$\max_{\substack{h_c(t), \\ h(t)=h_c(t)+h_r(t)}} P(T^c > x, T^r > x) .$$

Problems 1 and 2 may be given the following interpretation. In Problem 1, the ceding company may wish to retain a certain fixed part, $h_c(t)$, of the premium income, $h(t)$, and then to find values for M and L , defining the corresponding optimal portion of the risk it would need to accept, so as to have maximum chances of joint with the reinsurer survival, up to a finite time x . Alternatively, the values M and L may be fixed, according to the ceding company's risk aversion and/or according to decisions, driven by negotiations with the reinsurer or other market conditions, after which the optimal split of $h(t)$, between the two parties would need to be defined, solving Problem 2. To explore Problems 1 and 2 we will next derive closed form expressions for the probability $P(T^c > x, T^r > x)$.

Theorem 1. *The probability of joint survival of the cedent and the reinsurer up to a finite time x under an XL contract with a retention level M and a limiting level L is*

$$P(T^c > x, T^r > x) = e^{-\lambda x} \left(1 + \sum_{k=1}^{\infty} \lambda^k \int_0^{h(x)} \int_0^{h(x)-w_1} \dots \int_0^{h(x)-w_1-\dots-w_{k-1}} A_k(x; \tilde{v}_1, \dots, \tilde{v}_k) \psi(w_1, \dots, w_k) dw_k \dots dw_2 dw_1 \right) \quad (4)$$

where

$$\tilde{v}_j = \min(\tilde{z}_j, x), \tilde{z}_j = \max(h_c^{-1}(y_j^c), h_r^{-1}(y_j^r)), y_j^c = \sum_{i=1}^j w_i^c, y_j^r = \sum_{i=1}^j w_i^r, j = 1, \dots, k, \\ w_i^c = \min(w_i, M) + \max(0, w_i - L), w_i^r = \min(L - M, \max(0, w_i - M)), \text{ and}$$

$A_k(x; \tilde{v}_1, \dots, \tilde{v}_k)$, $k = 1, 2, \dots$ are the classical Appell polynomials $A_k(x)$ of degree k , defined by

$$A_0(x) = 1, \quad A'_k(x) = A_{k-1}(x), \quad A_k(\tilde{v}_k) = 0.$$

Proof. The event of joint survival $\{T^c > x, T^r > x\}$ can be expressed as

$$\begin{aligned} \{T^c > x, T^r > x\} &= \bigcap_{j=1}^{\infty} [\{(h_c^{-1}(Y_j^c) < T_j) \cup (h_r^{-1}(Y_j^r) < T_j)\} \cup \{x < T_j\}] \\ &= \bigcap_{j=1}^{\infty} [\{\max(h_c^{-1}(Y_j^c), h_r^{-1}(Y_j^r)) < T_j\} \cup \{x < T_j\}] \end{aligned} \quad (5)$$

Noting that $\Omega = \bigcup_{k=0}^{\infty} \{N_x = k\}$, applying the partition theorem we have

$$\begin{aligned} P(T^c > x, T^r > x) &= \sum_{k=0}^{\infty} P(N_x = k) P(T^c > x, T^r > x \mid N_x = k) \\ &= \sum_{k=0}^{\infty} \frac{(\lambda x)^k}{k!} e^{-\lambda x} P(T^c > x, T^r > x \mid \{T_k \leq x\} \cap \{T_{k+1} > x\}) \end{aligned} \quad (6)$$

In (6), we have used the fact that the event $\{N_x = k\} \equiv \{T_k \leq x\} \cap \{T_{k+1} > x\}$.

If we now express $\{T^c > x, T^r > x\}$ in (6) using its representation given by (5) we obtain

$$\begin{aligned} P(T^c > x, T^r > x) &= \sum_{k=0}^{\infty} \frac{(\lambda x)^k}{k!} e^{-\lambda x} \\ &P(\bigcap_{j=1}^{\infty} [\{\max(h_c^{-1}(Y_j^c), h_r^{-1}(Y_j^r)) < T_j\} \cup \{x < T_j\}] \mid \{T_k \leq x\} \cap \{T_{k+1} > x\}) \\ &= \sum_{k=0}^{\infty} \frac{(\lambda x)^k}{k!} e^{-\lambda x} \\ &P((\bigcap_{j=1}^{\infty} [\{\max(h_c^{-1}(Y_j^c), h_r^{-1}(Y_j^r)) < T_j\} \cup \{x < T_j\}]) \cap \{T_k \leq x\} \cap \{T_{k+1} > x\} \mid \\ &\quad \{T_k \leq x\} \cap \{T_{k+1} > x\}) \end{aligned} \quad (7)$$

where in the last equality we have used that $P(A \mid B) = P(A \cap B \mid B)$. Applying some algebraic manipulations on the event in (7) it can be shown that

$$\begin{aligned} &(\bigcap_{j=1}^{\infty} [\{\max(h_c^{-1}(Y_j^c), h_r^{-1}(Y_j^r)) < T_j\} \cup \{x < T_j\}]) \cap \{T_k \leq x\} \cap \{T_{k+1} > x\} \\ &= (\bigcap_{j=1}^k \{\max(h_c^{-1}(Y_j^c), h_r^{-1}(Y_j^r)) < T_j\}) \cap \{T_k \leq x\} \cap \{T_{k+1} > x\} \end{aligned} \quad (8)$$

Substituting (8) back in (7) leads to

$$\begin{aligned} &P(T^c > x, T^r > x) \\ &= \sum_{k=0}^{\infty} \frac{(\lambda x)^k}{k!} e^{-\lambda x} P(\bigcap_{j=1}^k [\{\max(h_c^{-1}(Y_j^c), h_r^{-1}(Y_j^r)) < T_j\}] \cap \{T_k \leq x\} \cap \{T_{k+1} > x\} \mid \\ &\quad \{T_k \leq x\} \cap \{T_{k+1} > x\}) \\ &= \sum_{k=0}^{\infty} \frac{(\lambda x)^k}{k!} e^{-\lambda x} P(\bigcap_{j=1}^k \{\max(h_c^{-1}(Y_j^c), h_r^{-1}(Y_j^r)) < T_j\} \mid \{T_k \leq x\} \cap \{T_{k+1} > x\}) \end{aligned} \quad (9)$$

It is known that (see Karlin and Taylor, 1981)

$$P(T_1 \leq t_1, \dots, T_k \leq t_k \mid \{T_k \leq x\} \cap \{T_{k+1} > x\}) = P(\tilde{T}_1 \leq t_1, \dots, \tilde{T}_k \leq t_k) \quad (10)$$

where $\tilde{T}_1 \leq \dots \leq \tilde{T}_k$ are the order statistics of k independent, uniformly distributed random variables in the interval $(0, x)$. From the independence of the two sequences of

random variables Y_j^c , Y_j^r , $j = 1, 2, \dots$ and T_k , $k = 1, 2, \dots$ and applying (10) we can rewrite (9) as

$$P(T^c > x, T^r > x) = \sum_{k=0}^{\infty} \frac{(\lambda x)^k}{k!} e^{-\lambda x} P(\bigcap_{j=1}^k \max(h_c^{-1}(Y_j^c), h_r^{-1}(Y_j^r)) < \tilde{T}_j) \quad (11)$$

The random variables $\tilde{T}_1 \leq \dots \leq \tilde{T}_k$ have a joint density (see Karlin and Taylor, 1981)

$$f_{\tilde{T}_1, \dots, \tilde{T}_k}(t_1, \dots, t_k) = \begin{cases} \frac{k!}{x^k} & \text{if } 0 \leq t_1 \leq \dots \leq t_k \leq x \\ 0 & \text{otherwise} \end{cases}$$

hence, introducing the notation

$$\mathcal{D}_k \equiv \left(\begin{array}{l} 0 \leq w_1, \dots, 0 \leq w_k \\ w_1 + \dots + w_k \leq h(x) \end{array} \right),$$

we can express the probability on the right-hand side of (11) as

$$\begin{aligned} & P(\bigcap_{j=1}^k \max(h_c^{-1}(Y_j^c), h_r^{-1}(Y_j^r)) < \tilde{T}_j) \\ &= \int_{\mathcal{D}_k} \dots \int \psi(w_1, \dots, w_k) \int \dots \int \frac{k!}{x^k} dt_k \dots dt_1 dw_k \dots dw_1 \\ & \quad \min[\max(h_c^{-1}(y_1^c), h_r^{-1}(y_1^r)), x] < t_1 < x \\ & \quad \dots \\ & \quad \min[\max(h_c^{-1}(y_k^c), h_r^{-1}(y_k^r)), x] < t_k < x \\ & \quad t_1 \leq \dots \leq t_k \end{aligned} \quad (12)$$

where $\min[\max(h_c^{-1}(y_j^c), h_r^{-1}(y_j^r)), x]$, $j = 1, 2, \dots, k$ appear as lower limits of integration since $\max(h_c^{-1}(y_j^c), h_r^{-1}(y_j^r))$ can in general exceed x for some value $y_j = y_j^c + y_j^r = w_1^c + \dots + w_j^c + w_1^r + \dots + w_j^r = w_1 + \dots + w_j$, $j = 1, 2, \dots, k$. In this case $\min[\max(h_c^{-1}(y_j^c), h_r^{-1}(y_j^r)), x] = x$, i.e., the integral in (11) vanishes as is necessary, since such trajectories $t \mapsto y_j$ cause ruin of at least one of the parties and therefore should not contribute to the probability of their joint survival. To simplify notation, we let $\tilde{v}_j = \min[\tilde{z}_j, x]$, $\tilde{z}_j = \max(h_c^{-1}(y_j^c), h_r^{-1}(y_j^r))$, $j = 1, 2, \dots, k$ and use (12) to rewrite (11) as

$$\begin{aligned} & P(T^c > x, T^r > x) \\ &= e^{-\lambda x} \sum_{k=0}^{\infty} \frac{(\lambda x)^k}{k!} \int_{\mathcal{D}_k} \dots \int \psi(w_1, \dots, w_k) \int \dots \int \frac{k!}{x^k} dt_k \dots dt_1 dw_k \dots dw_1 \\ & \quad \tilde{v}_1 < t_1 < x \\ & \quad \dots \\ & \quad \tilde{v}_k < t_k < x \\ & \quad t_1 \leq \dots \leq t_k \\ &= e^{-\lambda x} \sum_{k=0}^{\infty} \frac{(\lambda x)^k}{k!} \int_{\mathcal{D}_k} \dots \int \psi(w_1, \dots, w_k) \frac{k!}{x^k} \int_{\tilde{v}_1}^x \int_{\max[\tilde{v}_2, t_1]}^x \dots \int_{\max[\tilde{v}_k, t_{k-1}]}^x dt_k \dots dt_2 dt_1 dw_k \dots dw_1 \\ &= e^{-\lambda x} \sum_{k=0}^{\infty} \lambda^k \int_{\mathcal{D}_k} \dots \int \psi(w_1, \dots, w_k) A_k(x; \tilde{v}_1, \dots, \tilde{v}_k) dw_k \dots dw_1 \end{aligned} \quad (13)$$

where we have set

$$A_k(x; \tilde{v}_1, \dots, \tilde{v}_k) = \int_{\tilde{v}_1}^x \int_{\max[\tilde{v}_2, t_1]}^x \dots \int_{\max[\tilde{v}_k, t_{k-1}]}^x dt_k \dots dt_2 dt_1.$$

It can be seen directly that $A_k(x; \tilde{v}_1, \dots, \tilde{v}_k)$ is a polynomial of degree k with a coefficient at the highest degree $1/k!$. Moreover, applying similar reasoning as in Theorem 1 of Ignatov and Kaishev (2004) it can be shown that $A_k(x; \tilde{v}_1, \dots, \tilde{v}_k)$, $k = 1, 2, \dots$ are the classical Appell polynomials.

The asserted joint survival probability formula now follows, appropriately rewriting the multiple integral in (13).□

An alternative formula for $P(T^c > x, T^r > x)$ is provided by the following

Theorem 2. *The probability of joint survival is*

$$P(T^c > x, T^r > x) = e^{-\lambda x} \left(\sum_{k=1}^{\infty} \int_0^{h(x)} \int_0^{h(x)-w_1} \dots \int_0^{h(x)-w_1-\dots-w_{k-2}} \int_{h(x)-w_1-\dots-w_{k-1}}^{\infty} B_l(\tilde{z}_1, \dots, \tilde{z}_{l-1}, x) \psi(w_1, \dots, w_k) dw_k dw_{k-1} \dots dw_2 dw_1 \right) \quad (14)$$

where

$$B_l(\tilde{z}_1, \dots, \tilde{z}_{l-1}, x) = \sum_{j=0}^{l-1} (-\lambda)^j b_j(\tilde{z}_1, \dots, \tilde{z}_j) \left(\sum_{m=0}^{l-j-1} \frac{(x\lambda)^m}{m!} \right), \text{ with } B_0(\cdot) \equiv 0, B_1(\cdot) = 1, \\ l \text{ is such that } \tilde{z}_1 \leq \dots \leq \tilde{z}_{l-1} \leq x < \tilde{z}_l,$$

$$b_j(\tilde{z}_1, \dots, \tilde{z}_j) = \sum_{i=1}^j (-1)^{j+i} \frac{\tilde{z}_j^{j-i+1}}{(j-i+1)!} b_{i-1}(\tilde{z}_1, \dots, \tilde{z}_{i-1}), \text{ with } b_0 \equiv 1,$$

\tilde{z}_j and $\psi(w_1, \dots, w_k)$ are defined as in Theorem 1.

Proof. The probability of survival of the cedent without reinsurance (see Kaishev and Dimitrova, 2003) is given by

$$P(T > x) = \sum_{k=1}^{\infty} \int_0^{h(x)} \int_0^{h(x)-w_1} \dots \int_0^{h(x)-w_1-\dots-w_{k-2}} \int_{h(x)-w_1-\dots-w_{k-1}}^{\infty} P(T > x | W_1 = w_1, \dots, W_{k-1} = w_{k-1}; W_k \geq h(x) - w_1 - \dots - w_{k-1}) \times \\ \psi(w_1, \dots, w_k) dw_k dw_{k-1} \dots dw_2 dw_1 \quad (15)$$

where

$$P(T > x | W_1 = w_1, \dots, W_{k-1} = w_{k-1}; W_k \geq h(x) - w_1 - \dots - w_{k-1}) \\ = e^{-\lambda x} B_k(z_1, \dots, z_{k-1}, x) \quad (16)$$

and $z_j = h^{-1}(w_1 + \dots + w_j)$, provided that $h^{-1}(w_1 + \dots + w_{k-1}) \leq x < h^{-1}(w_1 + \dots + w_k)$.

By analogy with the reasoning in deriving (15) we can write

$$\begin{aligned}
P(T^c > x, T^r > x) &= \sum_{k=1}^{\infty} \int_0^{h(x)} \int_0^{h(x)-w_1} \dots \int_0^{h(x)-w_1-\dots-w_{k-2}} \int_{h(x)-w_1-\dots-w_{k-1}}^{\infty} \\
&P(T^c > x, T^r > x \mid W_1 = w_1, \dots, W_{k-1} = w_{k-1}; W_k \geq h(x) - w_1 - \dots - w_{k-1}) \\
&\psi(w_1, \dots, w_k) dw_k dw_{k-1} \dots dw_2 dw_1
\end{aligned} \tag{17}$$

Following equality (10) of Ignatov, Kaishev and Krachunov (2004), it is possible to show that

$$\begin{aligned}
&P(T^c > x, T^r > x \mid W_1 = w_1, \dots, W_{k-1} = w_{k-1}; W_k \geq h(x) - w_1 - \dots - w_{k-1}) \\
&= P(\bigcap_{j=1}^{k-1} \{\max(h_c^{-1}(y_j^c), h_r^{-1}(y_j^r)) \leq T_j\} \cap \{T_k > x\})
\end{aligned} \tag{18}$$

From (16) and (18) it can be concluded that

$$P(\bigcap_{j=1}^{k-1} \{\max(h_c^{-1}(y_j^c), h_r^{-1}(y_j^r)) \leq T_j\} \cap \{T_k > x\}) = e^{-\lambda x} B_k(\tilde{z}_1, \dots, \tilde{z}_{k-1}, x) \tag{19}$$

where $\tilde{z}_j = \max(h_c^{-1}(y_j^c), h_r^{-1}(y_j^r))$, $j = 1, \dots, k$. It is not difficult to see that there should exist an index $1 \leq l \leq k$, such that $\tilde{z}_1 \leq \dots \leq \tilde{z}_{l-1} \leq x < \tilde{z}_l$ and since we consider the events of ruin of the cedent and the reinsurer up to time x only, hence we can rewrite (19) as

$$P(\bigcap_{j=1}^{k-1} \{\tilde{z}_j \leq T_j\} \cap \{T_k > x\}) = e^{-\lambda x} B_l(\tilde{z}_1, \dots, \tilde{z}_{l-1}, x) \tag{20}$$

Formula (14) now follows from (18), (20) and (17) which completes the proof of Theorem 2. \square

The use of formulae (4) and (14) to compute $P(T^c > x, T^r > x)$ is discussed in Section 4 where the case of independent and dependent claim severities are thoroughly explored.

4. Computational considerations and results.

In this section we demonstrate that using the results of Theorem 1 and 2, one can successfully find solutions to Problems 1 and 2, stated in Section 3, and optimally determine the parameters of an XL contract. For this purpose, formulae (4) and (14) have been implemented in *Mathematica* in the case of any joint distribution of the original claims and linear premium income function $h(t) = u + ct$. Thus, Problems 1 and 2 have been solved with different joint distributions for the claim amounts and different choices for the rest of the model parameters. In the independent case, results for Exponential, Pareto and Weibull claim amount distributions are presented and the effect of their varying tail behavior on the probability of joint survival is assessed. In order to model dependence between claim severities, copula functions have been successfully used. The copula approach has allowed us to study how the assumption of dependence affects the solutions to Problems 1 and 2 and the probability of joint survival. For the purpose, a combination of Rotated Clayton copula with Weibull marginals has been implemented.

In general, our experience has shown that expression (4) is computationally more efficient than (14) since it converges faster with respect to k , i.e., a small number of terms is required in the summation in order to reach a desired accuracy of the result. The multiple integration is less computationally involved and hence faster, since all limits of integration in (4) are finite whereas in (14) the inner most integral is infinite. However, it should be noted that the derived expressions for $P(T^c > x, T^r > x)$ are rather general and that in each particular case, when the input parameters are fixed, both formulae could be simplified and of course, depending on the software used for the implementation, the computational efficiency may turn to be in favour of (14).

4.1 Independent claim severities.

Here, we have assumed that claim amounts are independent and have three alternative distributions: lighter tailed Exponential and heavier tailed Pareto and Weibull distributions. The optimization Problems 1 and 2 have been solved in each of these cases and the effect of the different tail behaviour of the claim distributions on the optimal solutions have been studied. Sensitivity results with respect to the choice of other model parameters are also presented.

The solution of the optimization Problem 2 in the case of exponentially distributed claim severities with parameter $\alpha = 1$, Poisson intensity $\lambda = 1$, finite time interval $x = 2$ and $h(t) = ct = 1.55t$, is illustrated in Fig 1. For fixed combinations of values of the levels M and L , an optimal value, c_r , is found, which maximizes $P(T^c > x, T^r > x)$, given that $h(t) = h_c(t) + h_r(t) = (1.55 - c_r)t + c_r t$. This is achieved by varying the proportion, $h_r(t) = c_r t$, of the premium income, given to the reinsurer from 1% to 99%, i.e., c_r is varied from 0.1 to 1.5 with a step 0.1. In the left panel of Fig. 1 we present results for the case of an XL contract without a limiting level, i.e. $L = \infty$, while the right panel refers to a retention level M and a limiting level $L = M + 0.5$. In both cases, the optimal premium rate c_r decreases when the retention level M increases. This complies well with the market principle that a smaller reinsurance premium should be charged for a smaller proportion of the risk, taken by the reinsurer. Comparing the two cases $L = \infty$ and $L = M + 0.5$, it can be seen that, in the latter case, the optimal solutions for c_r are shifted to the left, since there is a fixed non-zero layer $m = L - M = 0.5$, covered by the reinsurer.

From both panels of Fig. 1 it can also be seen that each curve has a single global maximum of the joint survival probability. This suggests that the optimization Problem 2 has a unique solution, at least for the classical linear $h(t)$. The proof of this interesting conjecture is hindered by the complexity of formulae (4) and (14) and in particular of the definitions of $\tilde{v}_j, \tilde{z}_j, w_i^c, w_i^r$, and is a subject of current investigation.

The solution of the optimization Problem 1 has been performed in the case of exponentially and Pareto distributed claim severities, both with unit mean, $\lambda = 1$, $x = 2$ and

$h(t) = 1.55t$. Thus, in Fig. 2 two 3D plots are given, which illustrate the behaviour of the probability of joint survival as a function of M and $m = L - M$ when the premium income is equally shared, i.e. $h_c(t) = h_r(t)$ for any $t \geq 0$. The left panel of Fig. 2 refers to the case of exponentially distributed claim amounts, $W_i, i = 1, 2, \dots$ with mean and variance $E(W) = V(W) = 1$, whereas the plot in the right panel is for Pareto claims with $E(W) = 1$ and $V(W) = 3$. As seen from both panels of Fig. 2, $P(T^c > x, T^r > x)$ has a single global maximum with respect to M and m . As with Problem 2, the existence of a unique solution of Problem 1 can be conjectured, but the proof is related with similar difficulties.

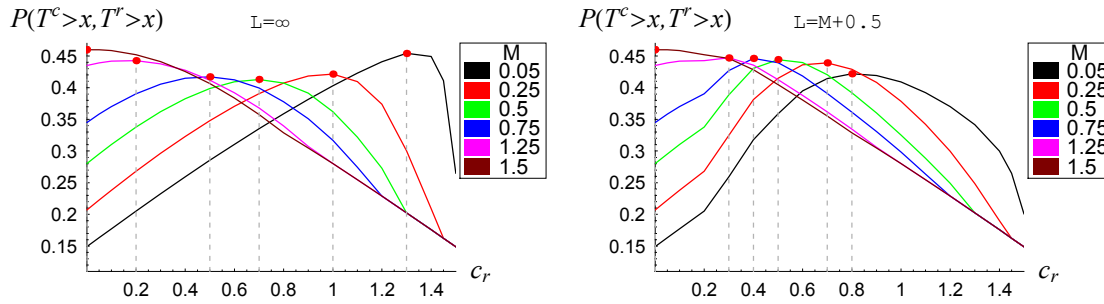


Fig. 1. Solutions to the optimality Problem 2: independent claim severities, Exp(1) distributed, $\lambda = 1, x = 2, h(t) = h_c(t) + h_r(t) = (1.55 - c_r)t + c_r t$.

Solutions of Problem 1 for different choices of c_r , i.e., for different proportions in which the total premium income is shared, are summarized in Table 1. As can be seen, giving higher proportion of $h(t)$ to the reinsurer causes the optimal retention level, M , to drop and the optimal limiting level, m , to increase. The latter is not surprising as the cedent's retained risk should decrease when the premium income, passed on to the reinsurer, increases.

Table 1. Optimal values of M and m , maximizing $P(T^c > x, T^r > x)$ in the case of independent claim severities, Exp(1) distributed, with $\lambda = 1, x = 2, h(t) = h_c(t) + h_r(t) = (1.55 - c_r)t + c_r t$.

$\max_{M,m} P(T^c > x, T^r > x)$	$c_r = 0.25$	$c_r = 0.50$	$c_r = 0.775$	$c_r = 1.00$	$c_r = 1.25$
M	0.4	0.3	0.3	0.2	0.001
m	0.1	0.3	0.7	1.2	> 1.5

As can also be seen from Fig. 2, although the implemented Exponential and Pareto distributions have different variance and imply lighter and heavier tails of the claim severities, the two surfaces are very similar and the optimal values of M and m , which maximize $P(T^c > x, T^r > x)$ in each case, are very close. This is explained by the similarity in the shape of the Exponential and Pareto densities, as can be seen from the left panel of Fig. 3, since all other model parameters are the same. We have also implemented Weibull distributed claims, which does not affect the form of the surface as well. It is interesting to note that the probability of joint survival is higher for Pareto distributed claim amounts, com-

pared with the exponential case, given that other model parameters coincide. The probability $P(T^c > x, T^r > x)$ is even higher if the claim size follows Weibull distribution with the same mean, $E(W) = 1$, and $V(W) = 2.2$. An illustration of the latter phenomenon is given in the right panel of Fig. 3. It can be explained by the fact that the time interval, $[0, 2]$, is relatively short and $P(T^c > x, T^r > x)$ is affected most significantly by the distribution of the smaller but more probable claims rather than by the less probable extreme claims in the tail. This is in compliance with the order of the probabilities 0.955, 0.940, 0.917, computed as $P(W \leq h(2)) = P(W \leq 3.1)$ correspondingly for exponentially, Pareto and Weibull distributed claims. The shape of the three densities, given in the left panel of Fig. 3, are also in support of this explanation. Our experience shows that for higher x the tail behaviour is of more importance for $P(T^c > x, T^r > x)$ and the order may reverse.

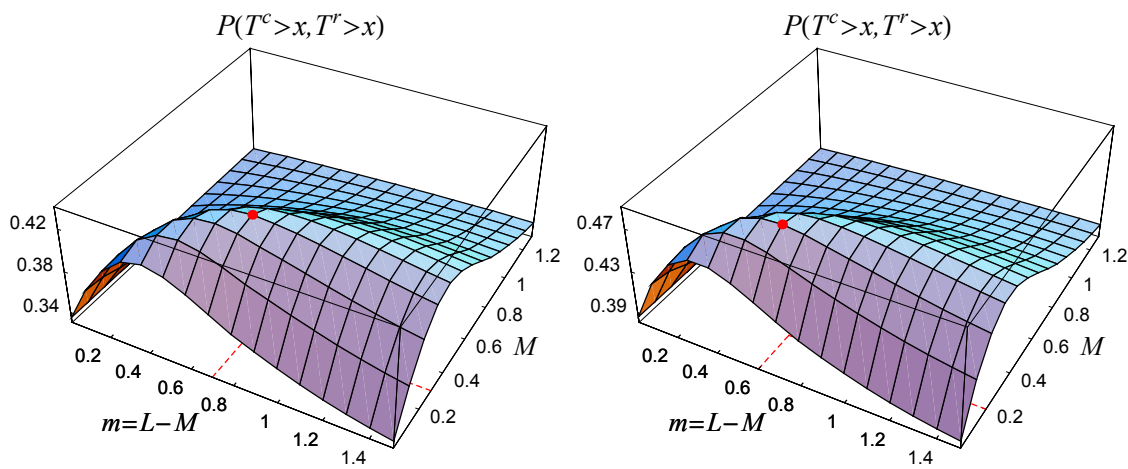


Fig. 2. Solutions to the optimality Problem 1: independent claim severities, $\lambda = 1$, $x = 2$, $h(t) = h_c(t) + h_r(t) = (1.55 - c_r)t + c_r t$, $c_r = 0.775$. Left panel - exponentially distributed, $E(W) = V(W) = 1$; Right panel - Pareto distributed, $E(W) = 1$, $V(W) = 3$.

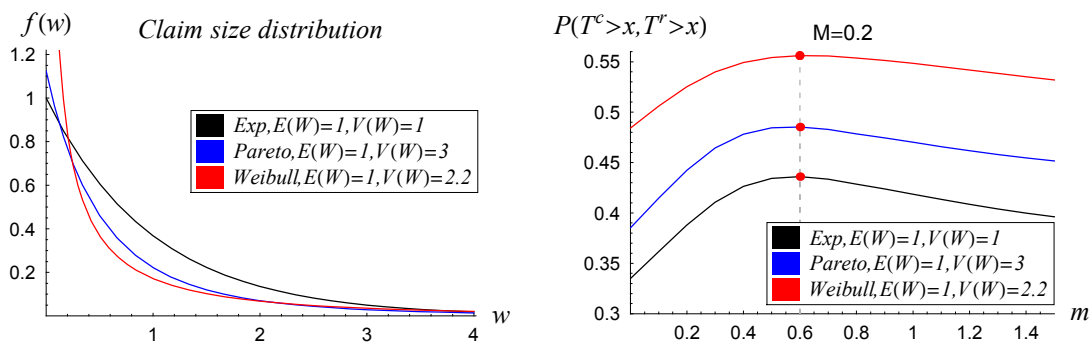


Fig. 3. Left panel - assumed probability density functions for the claim amounts W_i , $i = 1, 2, \dots$; Right panel - $P(T^c > x, T^r > x)$ as a function of the layer m , $\lambda = 1$, $x = 2$, $h(t) = h_c(t) + h_r(t) = (1.55 - c_r)t + c_r t$, $c_r = 0.775$.

4.2 Dependent claim severities.

In what follows, we provide some very interesting results for the probability of joint non-ruin and the solutions of Problems 1 and 2, assuming dependence between the claim severities W_1, W_2, \dots . We show how this dependence could be modelled, using copula functions. The effect on $P(T^c > x, T^r > x)$ of the degree of dependence, modelled by the underlying copula parameter, and of the choice of the marginals, is also studied.

A difficulty, related to the copula approach is that, in general, a large number of consecutive claims may arrive at the insurance company and modelling their joint distribution will require highly multivariate copulas. The curse of dimensionality is overcome here due to the fast convergence of formula (4), for which only the first few terms in the summation with respect to k are needed, in order to compute $P(T^c > x, T^r > x)$ with a reasonable accuracy. This allows us to use up to a five-variate copula in the numerical examples presented here.

Let H denote the k -dimensional distribution function of the random vector of consecutive claim amounts (W_1, \dots, W_k) with continuous marginals F_1, \dots, F_k . Then, one can use the well-known Sklar's theorem to represent H through a k -dimensional copula $C(u_1, \dots, u_k)$, $0 \leq u_j \leq 1$, which depends on a set of parameters θ , as $H(w_1, \dots, w_k) = C(F_1(w_1), \dots, F_k(w_k))$. By changing the values of θ within a specified range, one can control the degree of dependence, in general, from extreme negative, through independence, to extreme positive dependence. To measure the dependence in the tails of the distributions of two consecutive claims W_1 and W_2 , one can use the upper and lower tail dependence coefficients, defined as

$$\lambda_L = \lim_{u \rightarrow 0^+} C(u, u) / u$$

$$\lambda_U = \lim_{u \rightarrow 1^-} (1 - 2u + C(u, u)) / (1 - u)$$

where $\lambda_L \in (0, 1]$, $\lambda_U \in (0, 1]$. The copula C has no upper (lower) tail dependence iff $\lambda_U = 0$ ($\lambda_L = 0$). For example, in our context, $\lambda_U > 0$ would mean that extremely large insurance losses are likely to occur jointly. For further properties of copulas and related dependence measures we refer to Joe (1997). An extensive account on some actuarial applications of copulas can be found in Frees and Valdez (1998).

It should be noted that dependence between the components of the random vector (W_1, \dots, W_k) implies dependence between the components of the random vector (W_1^c, \dots, W_k^c) and also between the components of (W_1^r, \dots, W_k^r) , since $W_i = W_i^c + W_i^r$. So, the two risk processes, R_t^c and R_t^r , which implicitly define $P(T^c > x, T^r > x)$, also incorporate dependent claims, namely (W_1^c, \dots, W_k^c) and (W_1^r, \dots, W_k^r) . However, since formulae (4) and (14) involve the joint density function $\psi(w_1, \dots, w_k)$ of the random vector (W_1, \dots, W_k) , in order to compute $P(T^c > x, T^r > x)$ under dependence, we express this density through the copula function as

$$\begin{aligned}\psi(w_1, \dots, w_k) &= \frac{\partial^k C(F_1(w_1), \dots, F_k(w_k))}{\partial w_1 \dots \partial w_k} \\ &= \frac{\partial^k C(u_1, \dots, u_k)}{\partial u_1 \dots \partial u_k} \prod_{i=1}^k \frac{\partial F_i(w_i)}{\partial w_i} = c(F_1(w_1), \dots, F_k(w_k)) \prod_{i=1}^k f_{W_i}(w_i)\end{aligned}\quad (21)$$

where $c(u_1, \dots, u_k)$ is the density of the copula C and $f_{W_i}(w_i)$, $i = 1, \dots, k$ are the marginal density functions. As can be seen from (21), the copula approach to modelling dependence between claim amounts is very convenient since it separates the dependence structure, incorporated into the copula, from the marginals. Thus, one can independently choose the copula and its parameter(s), and the marginals, and study separately the effect of these two choices on $P(T^c > x, T^r > x)$ and on the solutions of the optimality Problems 1 and 2. For the purpose, we have chosen C to be the k -dimensional Rotated Clayton copula, C^{RCI} , and F_1, \dots, F_k to be identical Weibull(α, β) marginals.

Clayton and Rotated Clayton copulas are suitable for modelling dependence between claim severities. To see this, let us first introduce the Clayton copula, which is an Archimedean copula, with generator $\phi(t) = t^{-\theta} - 1$, $\theta > 0$, defined as

$$C^{\text{Cl}}(u_1, \dots, u_k; \theta) = (\sum_{i=1}^k u_i^{-\theta} - k + 1)^{-1/\theta},$$

where $0 \leq u_i \leq 1$, $i = 1, \dots, k$ and $\theta \in (0, \infty)$ is a parameter. Its density is given by

$$c^{\text{Cl}}(u_1, \dots, u_k; \theta) = \theta^k \frac{\Gamma(1/\theta + k)}{\Gamma(1/\theta)} (\prod_{i=1}^k u_i^{-\theta-1}) (\sum_{i=1}^k u_i^{-\theta} - k + 1)^{-1/\theta - k}.$$

As $\theta \rightarrow 0$, the Clayton copula converges to the product copula with density $c(u_1, \dots, u_k) = 1$, which, as seen from (21), corresponds to independent claim amounts. The degree of dependence increases as θ increases. Further properties of the Clayton copula and its application in finance can be found in Cherubini et al. (2004).

In the general insurance context, it is of interest to consider the case in which the occurrence of large claims is highly correlated with the emergence of further large claims. Hence, it is meaningful to use a copula with upper tail dependence. However, the Clayton copula has lower tail dependence with coefficient $\lambda_L = 2^{-1/\theta}$, which makes it convenient for modeling dependence in the left tails of the marginal distributions, i.e. between very small claims. A typical example would be the joint occurrence of a large number of small motor insurance claims caused by a common (catastrophic) event, e.g. hail or bad driving conditions.

Based on the Clayton copula, one can model upper tail dependence using the multivariate Rotated Clayton copula, defined as

$$C^{\text{RCI}}(u_1, \dots, u_k; \theta) = \sum_{i=1}^k u_i - k + 1 + (\sum_{i=1}^k (1 - u_i)^{-\theta} - k + 1)^{-1/\theta}, \quad (22)$$

with density $c^{\text{RCI}}(u_1, \dots, u_k; \theta) = c^{\text{Cl}}(1 - u_1, \dots, 1 - u_k; \theta)$ and $\theta \in (0, \infty)$. The value $\theta = 0$ corresponds to independence as for C^{Cl} . A two dimensional version of (22) has

been considered by Patton (2004). The Rotated Clayton copula has upper tail dependence with coefficient $\lambda_U = 2^{-1/\theta}$ and is suitable for modeling dependence between extreme insurance losses. The dependence structure, defined by a Rotated Clayton copula with parameter $\theta = 5$, is illustrated in the left panel of Fig. 4 through a random sample of 500 simulated pairs (u_1, u_2) . In the right panel, we give the corresponding simulated claim amounts with joint distribution function $H(w_1, w_2) = C^{RCI}(F_1(w_1), F_2(w_2); \theta)$ and identical Weibull(1, 1) marginals. The presence of positive dependence, determined by $\theta = 5$, and of upper tail dependence, $\lambda_U = 2^{-1/5}$, are clearly visible.

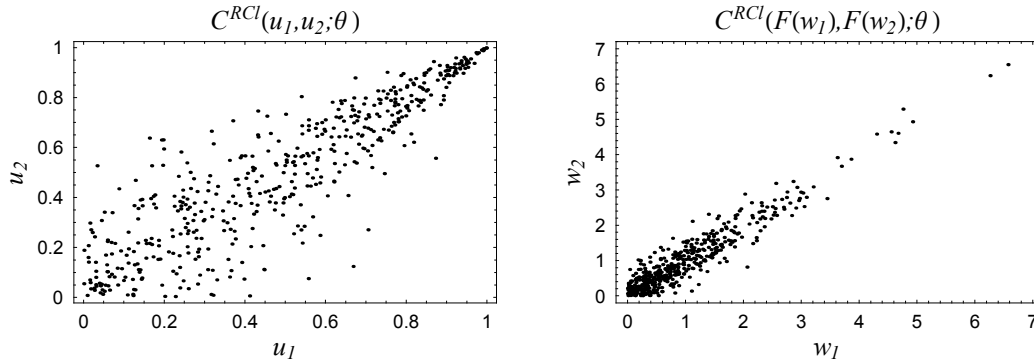


Fig. 4. A random sample of 500 simulations from a bivariate Rotated Clayton copula, with dependence parameter $\theta = 5$, marginals $F \equiv \text{Weibull}(1, 1) \equiv \text{Exp}(1)$.

With the increase of θ , the solution of the optimality Problem 2 does not change, as illustrated in the left panel of Fig. 5 for fixed Weibull marginals with unit mean and variance. It can also be seen that, for any c_r , $P(T^c > x, T^r > x)$ goes up as θ deviates from zero. This may seem unexpected but it should be mentioned that, as θ increases, not only the tail dependence increases but so does the dependence throughout the whole range of claim amounts. As a result of this, jointly small claims occur with higher probability and through the risk processes, R_t^c and R_t^r , affect more significantly $P(T^c > x, T^r > x)$ than the occurrence of jointly large claims.

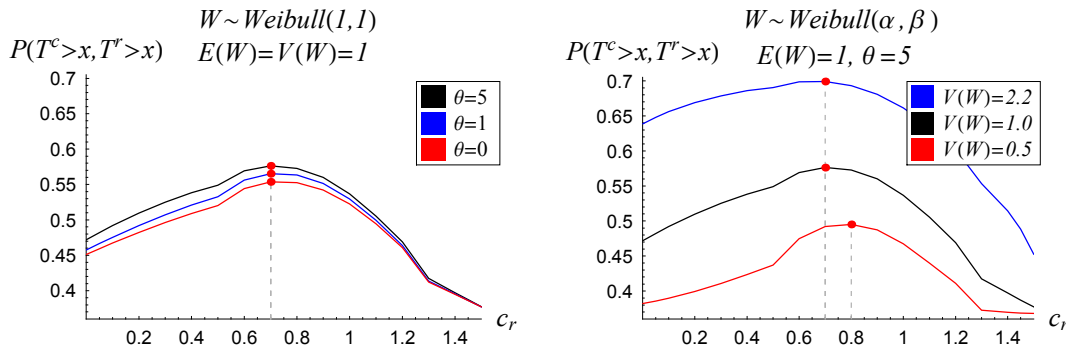


Fig. 5. Solutions to the optimality Problem 2: dependent claim severities, $C^{RCI}(F(w_1), \dots, F(w_k); \theta)$ distributed, marginals $F \equiv \text{Weibull}(\alpha, \beta)$, $\lambda = 1$, $x = 1$, $h(t) = h_c(t) + h_r(t) = (1.55 - c_r)t + c_r t$, $M = 0.25$, $L = M + 0.5$.

The solution of the optimality Problem 2 for Weibull marginals with mean 1 and increasing variance is given in the right panel of Fig. 5. As can be seen, the optimal value for c_r slightly decreases as the variance increases. This is meaningful, since the variance of the cedent's claims increases with the variance of the original claims more significantly than that of the reinsurer and hence, the reinsurance premium should decrease. The latter effect is due to the fact that the reinsurer's liability is limited within the layer m . It can also be seen from the right panel of Fig. 5 that $P(T^c > x, T^r > x)$ increases as the variance increases which is a phenomenon, similar to the one illustrated in Fig. 3 and can be explained applying similar reasoning.

5. Conclusions and comments.

In this paper, we have demonstrated that the optimal retention and limiting levels and the optimal sharing of the premium income, obtained by maximizing the probability of joint survival of the cedent and the reinsurer in an excess of loss contract, assuming continuous claim severities, are sensible. It will be instructive to test this joint optimality criterion on real claim data.

An interesting finding is the presence of unique solutions to Problems 1 and 2 in the examples of Section 4.1. Proofs of such conjectures are a subject of ongoing research.

We have also demonstrated that formulae (4) and (14), through their reasonable generality, conveniently allow to implement copulas in modelling dependence between consecutive claim severities. These are only first steps in this important new direction of research and a variety of open problems arises. For example, it is interesting to explore how the solutions of Problems 1 and 2, and also $P(T^c > x, T^r > x)$, will be affected by different dependence structures. In particular, will the upper and lower Fréchet bounds lead to upper and lower bounds for $P(T^c > x, T^r > x)$?

Finally, viewing $P(T^c > x, T^r > x)$ as a risk measure, one could define a performance measure based on the expected profits, at the end of the time horizon x , of the insurer and the reinsurer and consider an optimality criterion which combines these measures and could be used to optimally set the parameters of a reinsurance contract. The latter is a subject of future investigation.

References

- Aase, K. (2002). Perspectives of Risk Sharing. *Scand. Actuarial J.*, 2, 73-128.
- Andersen, K.M. (2000). Optimal choice of reinsurance-parameters by minimizing the ruin probability. Thesis for the Degree Cand. Act., University of Copenhagen, Laboratory of Actuarial Mathematics.

- Centeno, M. L. (1991). An insight into the excess of loss retention limit. *Scandinavian Actuarial J.*, 97-102.
- Centeno, M. L. (1997). Excess of loss reinsurance and the probability of ruin in finite horizon. *ASTIN Bulletin*, 27, 1, 59-70.
- Cherubini, U., Luciano, E. and Vecchiato, W. (2004). Copula methods in finance. John Wiley and Sons Ltd.
- Dickson, D.C.M. and Waters, H.R. (1996). Reinsurance and ruin. *Insurance: Mathematics and Economics*, 19, 1, 61-80.
- Dickson, D.C.M. and Waters, H.R. (1997). Relative reinsurance retention levels. *ASTIN Bulletin*, 27, 2, 207-227.
- Frees, E. and Valdez, E. (1998). Understanding Relationships Using Copulas. *North American Actuarial Journal*, v.2 No 1, 1-25.
- Gerber, H. U. (1979). An Introduction to Mathematical Risk Theory. Monograph N 8, S.S. Huebner Foundation for Insurance Education, Wharton School, University of Pennsylvania, Philadelphia.
- Hipp, C. and Vogt, M. (2001). Optimal dynamic XL reinsurance. Preprint No 1/01, University of Karlsruhe.
- Joe, H. (1997). Multivariate Models and Dependent Concepts. Chapman & Hall, London.
- Ignatov, Z. G. and Kaishev, V. K. (2004). A finite time ruin probability formula for continuous claim severities. *Journal of Applied Probability*, 41, 570-578.
- Ignatov, Z. G., Kaishev, V. K. and Krachunov, R. S. (2004). Optimal retention levels, given the joint survival of cedent and reinsurer. *Scand. Actuarial J.*, 6, 401-430.
- Kaishev, V. K. and Dimitrova, D. S. (2003). Finite time ruin probabilities for continuous claim severities. Actuarial Res. Paper 150, Cass Business School, City University, London.
- Karlin, S. and Taylor, H. M. (1981). A Second Course in Stochastic Processes. Academic Press, New York.
- Krvavych, Y. (2001). On existence of insurer's optimal excess of loss reinsurance strategy. Paper presented at the 5-th International Congress on *Insurance: Mathematics and Economics*.
- Patton, A. (2004). On the Out-of-Sample Importance of Skewness and Asymmetric Dependence for Asset Allocation. *Journal of Financial Econometrics*, v.2, 130-168.
- Schmidli, H. (2001). Optimal proportional reinsurance policies in a dynamic setting. *Scand. Actuarial J.*, 1, 55-68.

Schmidli, H. (2002). On minimizing the ruin probability by investment and reinsurance. Preprint, University of Aarhus.

Suijs, J., Borm, P. and De Waegenaere, A. (1998). Stochastic cooperative games in insurance. *Insurance: Mathematics and Economics*, 22, 209-228.

Taksar, M. and Markussen, C. (2003). Optimal Dynamic Reinsurance Policies for Large Insurance Portfolios. *Finance and Stochastics*, 7, 1, 97-121.

Wang, S. (1995). Insurance pricing and increased limits ratemaking by proportional hazards transforms. *Insurance: Mathematics and Economics*, 17, 43-54.

FACULTY OF ACTUARIAL SCIENCE AND STATISTICS

Actuarial Research Papers since 2001

135. Renshaw A. E. and Haberman S. On the Forecasting of Mortality Reduction Factors. February 2001. ISBN 1 901615 56 1
136. Haberman S., Butt Z. & Rickayzen B. D. Multiple State Models, Simulation and Insurer Insolvency. February 2001. 27 pages. ISBN 1 901615 57 X
137. Khorasane M.Z. A Cash-Flow Approach to Pension Funding. September 2001. 34 pages. ISBN 1 901615 58 8
138. England P.D. Addendum to "Analytic and Bootstrap Estimates of Prediction Errors in Claims Reserving". November 2001. 17 pages. ISBN 1 901615 59 6
139. Verrall R.J. A Bayesian Generalised Linear Model for the Bornhuetter-Ferguson Method of Claims Reserving. November 2001. 10 pages. ISBN 1 901615 62 6
140. Renshaw A.E. and Haberman S. Lee-Carter Mortality Forecasting, a Parallel GLM Approach, England and Wales Mortality Projections. January 2002. 38 pages. ISBN 1 901615 63 4
141. Ballotta L. and Haberman S. Valuation of Guaranteed Annuity Conversion Options. January 2002. 25 pages. ISBN 1 901615 64 2
142. Butt Z. and Haberman S. Application of Frailty-Based Mortality Models to Insurance Data. April 2002. 65 pages. ISBN 1 901615 65 0
143. Gerrard R.J. and Glass C.A. Optimal Premium Pricing in Motor Insurance: A Discrete Approximation. (Will be available 2003).
144. Mayhew, L. The Neighbourhood Health Economy. A systematic approach to the examination of health and social risks at neighbourhood level. December 2002. 43 pages. ISBN 1 901615 66 9
145. Ballotta L. and Haberman S. The Fair Valuation Problem of Guaranteed Annuity Options: The Stochastic Mortality Environment Case. January 2003. 25 pages. ISBN 1 901615 67 7
146. Haberman S., Ballotta L. and Wang N. Modelling and Valuation of Guarantees in With-Profit and Unitised With-Profit Life Insurance Contracts. February 2003. 26 pages. ISBN 1 901615 68 5
147. Ignatov Z.G., Kaishev V.K and Krachunov R.S. Optimal Retention Levels, Given the Joint Survival of Cedent and Reinsurer. March 2003. 36 pages. ISBN 1 901615 69 3
148. Owadally M.I. Efficient Asset Valuation Methods for Pension Plans. March 2003. 20 pages. ISBN 1 901615 70 7

149. Owadally M.I. Pension Funding and the Actuarial Assumption Concerning Investment Returns. March 2003. 32 pages. ISBN 1 901615 71 5
150. Dimitrova D, Ignatov Z. and Kaishev V. Finite time Ruin Probabilities for Continuous Claims Severities. Will be available in August 2004.
151. Iyer S. Application of Stochastic Methods in the Valuation of Social Security Pension Schemes. August 2004. 40 pages. ISBN 1 901615 72 3
152. Ballotta L., Haberman S. and Wang N. Guarantees in with-profit and Unitized with profit Life Insurance Contracts; Fair Valuation Problem in Presence of the Default Option¹. October 2003. 28 pages. ISBN 1-901615-73-1
153. Renshaw A. and Haberman. S. Lee-Carter Mortality Forecasting Incorporating Bivariate Time Series. December 2003. 33 pages. ISBN 1-901615-75-8
154. Cowell R.G., Khuen Y.Y. and Verrall R.J. Modelling Operational Risk with Bayesian Networks. March 2004. 37 pages. ISBN 1-901615-76-6
155. Gerrard R.G., Haberman S., Hojgaard B. and Vigna E. The Income Drawdown Option: Quadratic Loss. March 2004. 31 pages. ISBN 1-901615-77-4
156. Karlsson, M., Mayhew L., Plumb R, and Rickayzen B.D. An International Comparison of Long-Term Care Arrangements. An Investigation into the Equity, Efficiency and sustainability of the Long-Term Care Systems in Germany, Japan, Sweden, the United Kingdom and the United States. April 2004. 131 pages. ISBN 1 901615 78 2
157. Ballotta Laura. Alternative Framework for the Fair Valuation of Participating Life Insurance Contracts. June 2004. 33 pages. ISBN 1-901615-79-0
158. Wang Nan. An Asset Allocation Strategy for a Risk Reserve considering both Risk and Profit. July 2004. 13 pages. ISBN 1 901615-80-4
159. Spreeuw Jaap. Upper and Lower Bounds of Present Value Distributions of Life Insurance Contracts with Disability Related Benefits. December 2004. 35 pages. ISBN 1 901615-83-9
160. Renshaw A.E. and Haberman S. Mortality Reduction Factors Incorporating Cohort Effects. January 2005. 33 pages. ISBN 1 90161584 7
161. Gerrard R.J. Haberman A and Vigna E. The Management of De-Cumulation Risks in a Defined Contribution Environment. February 2005. 35 pages. ISBN 1 901615 85 5.
162. Ballotta L, Esposito G. and Haberman S. The IASB Insurance Project for Life Insurance Contracts: Impact on Reserving Methods and Solvency Requirements. May 2005. 26 pages. ISBN 1-901615 86 3.
163. Emms P. and Haberman S. Asymptotic and Numerical Analysis of the Optimal Investment Strategy for an Insurer. September 2005. 42 pages. ISBN 1-901615-88-X
164. Kaishev V.K., Dimitrova D.S. and Haberman S Modelling the Joint Distribution of Competing Risks Survival Times using Copula Functions. October 2005. 26 pages. ISBN 1-901615-89-8

165. Kaishev V.K. and Dimitrova D.S. Excess of Loss Reinsurance Under Joint Survival Optimality. November 2005. 18 pages.

ISBN1-901615-90-1

Statistical Research Papers

1. Sebastiani P. Some Results on the Derivatives of Matrix Functions. December 1995. 17 Pages.
ISBN 1 874 770 83 2
2. Dawid A.P. and Sebastiani P. Coherent Criteria for Optimal Experimental Design. March 1996. 35 Pages.
ISBN 1 874 770 86 7
3. Sebastiani P. and Wynn H.P. Maximum Entropy Sampling and Optimal Bayesian Experimental Design. March 1996. 22 Pages.
ISBN 1 874 770 87 5
4. Sebastiani P. and Settimi R. A Note on D-optimal Designs for a Logistic Regression Model. May 1996. 12 Pages.
ISBN 1 874 770 92 1
5. Sebastiani P. and Settimi R. First-order Optimal Designs for Non Linear Models. August 1996. 28 Pages.
ISBN 1 874 770 95 6
6. Newby M. A Business Process Approach to Maintenance: Measurement, Decision and Control. September 1996. 12 Pages.
ISBN 1 874 770 96 4
7. Newby M. Moments and Generating Functions for the Absorption Distribution and its Negative Binomial Analogue. September 1996. 16 Pages.
ISBN 1 874 770 97 2
8. Cowell R.G. Mixture Reduction via Predictive Scores. November 1996. 17 Pages.
ISBN 1 874 770 98 0
9. Sebastiani P. and Ramoni M. Robust Parameter Learning in Bayesian Networks with Missing Data. March 1997. 9 Pages.
ISBN 1 901615 00 6
10. Newby M.J. and Coolen F.P.A. Guidelines for Corrective Replacement Based on Low Stochastic Structure Assumptions. March 1997. 9 Pages.
ISBN 1 901615 01 4.
11. Newby M.J. Approximations for the Absorption Distribution and its Negative Binomial Analogue. March 1997. 6 Pages.
ISBN 1 901615 02 2
12. Ramoni M. and Sebastiani P. The Use of Exogenous Knowledge to Learn Bayesian Networks from Incomplete Databases. June 1997. 11 Pages.
ISBN 1 901615 10 3
13. Ramoni M. and Sebastiani P. Learning Bayesian Networks from Incomplete Databases. June 1997. 14 Pages.
ISBN 1 901615 11 1
14. Sebastiani P. and Wynn H.P. Risk Based Optimal Designs. June 1997. 10 Pages.
ISBN 1 901615 13 8
15. Cowell R. Sampling without Replacement in Junction Trees. June 1997. 10 Pages.
ISBN 1 901615 14 6
16. Dagg R.A. and Newby M.J. Optimal Overhaul Intervals with Imperfect Inspection and Repair. July 1997. 11 Pages.
ISBN 1 901615 15 4

17. Sebastiani P. and Wynn H.P. Bayesian Experimental Design and Shannon Information. October 1997. 11 Pages. ISBN 1 901615 17 0
18. Wolstenholme L.C. A Characterisation of Phase Type Distributions. November 1997. 11 Pages. ISBN 1 901615 18 9
19. Wolstenholme L.C. A Comparison of Models for Probability of Detection (POD) Curves. December 1997. 23 Pages. ISBN 1 901615 21 9
20. Cowell R.G. Parameter Learning from Incomplete Data Using Maximum Entropy I: Principles. February 1999. 19 Pages. ISBN 1 901615 37 5
21. Cowell R.G. Parameter Learning from Incomplete Data Using Maximum Entropy II: Application to Bayesian Networks. November 1999. 12 Pages ISBN 1 901615 40 5
22. Cowell R.G. FINEX : Forensic Identification by Network Expert Systems. March 2001. 10 pages. ISBN 1 901615 60X
23. Cowell R.G. When Learning Bayesian Networks from Data, using Conditional Independence Tests is Equivalent to a Scoring Metric. March 2001. 11 pages. ISBN 1 901615 61 8
24. Kaishev, V.K., Dimitrova, D.S., Haberman S., and Verrall R.J. Automatic, Computer Aided Geometric Design of Free-Knot, Regression Splines. August 2004. 37 pages. ISBN 1-901615-81-2
25. Cowell R.G., Lauritzen S.L., and Mortera, J. Identification and Separation of DNA Mixtures Using Peak Area Information. December 2004. 39 pages. ISBN 1-901615-82-0

Faculty of Actuarial Science and Statistics

Actuarial Research Club

The support of the corporate members

CGNU Assurance
English Matthews Brockman
Government Actuary's Department
Watson Wyatt Partners

is gratefully acknowledged.