

Assessment, Feedback & Technology

Contexts and Case Studies in Bloomsbury

Edited by

Leo Havemann & Sarah Sherman

Assessment, Feedback and Technology: Contexts and Case Studies in Bloomsbury

Edited by Leo Havemann and Sarah Sherman

CC-BY-NC-ND 2017 Bloomsbury Learning Environment, London

DOI: 10.6084/m9.figshare.5315224



Assessment, Feedback and Technology: Contexts and Case Studies in Bloomsbury
edited by Leo Havemann and Sarah Sherman is licensed under a
Creative Commons Attribution-NonCommercial-NoDerivatives 4.0 International License

Contents

Introduction (L Havemann & S Sherman)	1
Section 1: Contexts	
Chapter 1: Contextualising the Electronic Management of Assessment Lifecycle in Bloomsbury (L Havemann & S Sherman)	5
Chapter 2: Electronic Management of Assessment – Administrative Perspectives (L Havemann & S Sherman)	15
Chapter 3: Assessment, Technology and Innovation in Distance Learning in the Bloomsbury Learning Environment Institutions (N Weitz & K Seddon)	23
Section 2: Case Studies – Alternative Tasks and Formats	
Chapter 4: Blogging and Social Media for Formative Assessment in Marketing and PR Modules (D Grange & W Hein)	38
Chapter 5: Blogging for Summative Assessment in Postgraduate Education (T Neumann)	41
Chapter 6: Using Journals in the SOAS International Human Rights Clinic (L Welchman)	44
Chapter 7: Running a Group Assessment in Mahara (M Vogel)	46
Chapter 8: Assessing Veterinary Students Using Posters and Online Lectures (S Powney & N Short)	49
Chapter 9: Formative Assessment for Postgraduate Academic Skills Development in Arts (L Havemann)	51
Section 3: Case studies – Students Feeding Back	
Chapter 10: Peer Reviewing Summative Assignments (S Sherman & S Channon)	55
Chapter 11: Using WebPA for Summative Peer Assessment (H Croall, B Cobb, C Lawson & A Spark)	57
Chapter 12: Peer Feedback with Moodle Workshop (M Vogel)	59
Chapter 13: Using Forums in Moodle to Provide Peer Feedback (S Sherman & J S Rofe)	61
Chapter 14: Academic Blogging with Peer Feedback (L Guetcherian)	63
Chapter 15: Improving Feedback In Online Assessments (S Powney)	67
Section 4: Case Studies – Assessing at Scale	
Chapter 16: Assessing at Scale in a Global Health MOOC (J Stroud)	70
Chapter 17: Assessment in MOOCs for Continuing Professional Development (T Neumann)	72
Chapter 18: Self-Assessment and Self-Monitoring Tools in Professional Accountancy (S Ogden)	76

Section 5: Case Studies – Multimedia Approaches

Chapter 19: Student Presentations at a Distance (T Neumann)	80
Chapter 20: Using Online Communication Tools to Provide Live Feedback to Students (S Sherman & S Pullen)	84
Chapter 21: Providing Audio Feedback to SOAS Chinese Competition Contestants (S Wadud & Z Pang)	87
Chapter 22: Moving from an Assessed Presentation during Class Time to a Video-based Assessment in a Spanish Culture Module (D Grange & M Paz Balibrea Enriquez)	89
Chapter 23: Using Panopto for Formative Assessment in Earth Science (D Grange & S Hirons)	91
Chapter 24: Assessment and Feedback Video (S Wadud & V Janev)	94

Section 6: Case Studies – Technical Developments

Chapter 25: SOAS Assignment Creation and Results Tracking (L O'Sullivan & A Leedham)	97
Chapter 26: My Feedback Report Plugin for Moodle (J Gramp)	100
Chapter 27: Coursework Module for Moodle (S Sherman & A Spark)	101

Acknowledgements	103
-------------------------	------------

About the Editors	104
--------------------------	------------

Introduction

Leo Havemann¹

Sarah Sherman²

Assessment and feedback lies at the heart of the learning experience, and forms a significant part of both academic and administrative workload. It remains however the single biggest source of student dissatisfaction with the higher education experience.

(Ferrell, 2012, p.3)

As technology-enhanced learning (TEL) practitioners, we have noted that practices surrounding assessment consume a significant proportion of the time academic staff and students spend interacting with learning technologies. Indeed, we would suggest that this is because assessment and feedback are increasingly produced and consumed digitally. Here in the UK, post-secondary education-focused organisations such as Jisc (2009), the National Union of Students (NUS, 2010 and 2011) and the Higher Education Academy (HEA, 2012) have called for increased and improved application of learning technologies in assessment practice. The NUS study “Student Perspectives on Technology” was based on a range of views from students with differing experiences of, and exposure to, online learning and technology. This study recommended that institutions consider ways of making university administration more accessible through technology, including online submission of assessment (NUS, 2010). This point was echoed in the NUS Charter on Technology in Higher Education, which states that the use of technology in institutional administration will simplify and improve processes, including assessment and feedback (NUS, 2011).

This summary of student perspectives appears aligned with many of those at the institutional level, which focus on the potential to make administrative and service gains through the application of technologies. Yet, moving assessment online has not automatically equated to greater satisfaction among students. And furthermore, if the processes of setting assessment tasks, developing work for submission, and giving and receiving marks and feedback on this work are understood as core to *learning and teaching*, then the actual and potential digital transformation of such practices must surely be considered, first of all, from a pedagogical perspective.

The HEA’s (2012) report “A Marked Improvement” presents a strong argument for transforming assessment methods in higher education, founded on the principle of Assessment *for* Learning (AfL). The authors highlight a “need for institutions to continue to adopt robust technological solutions to support assessment and feedback”, going beyond administration and replication of established offline practices in online environments. They write:

Effective use of information systems and learning technologies is a precursor to change in assessment policy and practice, efficiencies in staff time and a better experience for students. A range of technologies can be employed to systematise and improve the administration of the whole assessment cycle from submission of work to assessment boards (involving submission,

1 Leo Havemann, Learning Technologist, Birkbeck, University of London.

2 Sarah Sherman, Service Manager, Bloomsbury Learning Environment.

marking and feedback), and including easy access to student work for external examiners. By harnessing relevant technologies, the student experience can be enhanced through better access to assessment information, a broader range of tasks, automated or speedier feedback, student-student and student-staff dialogue regarding assessment, and support for peer and group assessment. (HEA, 2012, p. 16).

In 2014, the Bloomsbury Learning Environment (BLE)³ Consortium initiated a wide-ranging, two-year-long research and dissemination project focusing on the use of technology in assessment and feedback. The BLE partners (Birkbeck, London School of Hygiene and Tropical Medicine [LSHTM], School of Oriental and African Studies [SOAS], Royal Veterinary College [RVC], University College London [UCL] Institute of Education and the University of London) are a diverse set of both small and specialist, and larger multidisciplinary institutions, which attract a wide range of undergraduates and postgraduates, including 18–21 year olds, international students and mature learners. In this way, we believe that the BLE is in some senses a ‘microcosm’ of the wider UK higher education (HE) sector. By working collaboratively, the BLE partners benefit from a wide pool of collective knowledge, shared expertise and resourcing to ensure they learn from each other and improve practice in TEL. The BLE was founded upon technological synergies: for example, all participating members use Moodle as their Virtual Learning Environment (VLE) platform. An Advisory Board drawn from the member institutions was convened to steer the work of the assessment and feedback project. In the spirit of openness, we also welcomed participation from additional institutions including UCL, Loughborough University, Oxford Brookes University and the London School of Economics (LSE), as well as organisations including Jisc and the Association for Learning Technology (ALT).

The main purpose of the project was to understand and improve online assessment and feedback processes, practices, opportunities and technologies available to the members of the BLE Consortium. There were three main aims and objectives:

- 1 to identify various stakeholders and their expectations and goals in the deployment and use of technology to support assessment and feedback;
- 2 to assess and evaluate appropriate emerging technologies which would potentially support and enhance assessment and feedback across the consortium;
- 3 to produce documentation and case studies, and organise events in order for academic and support staff to learn and contribute.

As we began to produce and collect overviews of current practice and case studies of both technology-enabled pedagogy and technical development, we realised that these were of potential interest to a wider audience beyond the BLE membership and the idea of collecting them together as an open resource began to form. This book therefore represents the culmination of our third project objective.

3 www.ble.ac.uk

We have organised the book into a series of sections. The first section contains three papers, which attempt to capture macro-level snapshots of current practice (at the time of writing); here, we focus on technology use across the assessment lifecycle, the roles played by administrative staff in assessment processes, and technology-supported assessment in distance learning, respectively. The four subsequent sections contain case studies of digital assessment and feedback practices, which operate at the micro-level of specific modules to give insight into the pedagogy underlying the adoption of particular tools, and the associated benefits and challenges. The final section contains case studies of technical developments which have been undertaken locally to support or enhance aspects of practice. As such, the book provides a flavour of the variety and breadth of the BLE's activities relating to the project theme. The issues raised in these chapters remain as vital now as they were when the project theme was first envisaged, and although the project itself must end, the work must be ongoing. We are therefore pleased to offer this compendium as a contribution to the sector's widening conversation about the interplay of assessment, feedback, pedagogy and technology.

References

- Ferrell, G. (2012). A view of the Assessment and Feedback Landscape: baseline analysis of policy and practice from the JISC Assessment & Feedback programme. Available:
<http://www.jisc.ac.uk/media/documents/programmes/elearning/Assessment/JISCAFBaselineReportMay2012.pdf>
- HEA (2012). A Marked Improvement: Transforming assessment in higher education. Available:
<https://www.heacademy.ac.uk/resource/marked-improvement>
- Jisc (2009). Effective Practice in a Digital Age: A guide to technology-enhanced learning and teaching. Available:
<http://www.jisc.ac.uk/media/documents/publications/effectivepracticedigitalage.pdf>
- NUS (2010). Student perspectives on technology. Available:
https://www.hefce.ac.uk/media/hefce/content/pubs/2010/rd1810/rd18_10.pdf
- NUS (2011). NUS Charter on Technology in Higher Education. Available:
https://moodle.ble.ac.uk/pluginfile.php/22311/mod_glossary/attachment/125/ICT%20Charter%20Final.pdf

SECTION 1

Contexts

Chapter 1: Contextualising the Electronic Management of Assessment Lifecycle in Bloomsbury

Leo Havemann⁴

Sarah Sherman⁵

Introduction

“Teachers have traditionally used assessment to act as both goal and feedback for the learner” (Laurillard, 2001, p.58). Assessment and feedback are core to student learning, and ‘the student experience’ of higher education. In recent years, we have seen an increasing interest across the sector in Assessment *for* Learning (AfL), rather than simply *of* learning (HEA, 2012). In addition, assessment is increasingly being submitted, being marked or entirely taking place online, usually because of the affordances of technology in managing processes more effectively and efficiently.

In recent years, UK agencies such as Jisc, the NUS and the HEA have dedicated significant research and project resources into the enhancement of assessment and feedback. The NUS has argued that institutions must consider ways of making university administration more efficient through technology including online submission of assessment (NUS, 2010), and that the use of technology in institutional administration simplifies and improves processes, including assessment and feedback (NUS, 2011). Beyond these kinds of administrative gains, there is evidence that learning technologies are playing a significant role in the transformation of assessment pedagogy. For Jisc (2010), a holistic approach which considers the technical, administrative and pedagogic elements of assessment and feedback is necessary.

If it is now understood that well-designed assessment and timely, forward-focused feedback are essential components of a desirable ‘student experience’, then enhancement of assessment and feedback practices must be regarded as a priority. Within the institutions that make up the Bloomsbury Learning Environment (BLE) Consortium, there has been increasing interest in this area. Sector-wide, institutions have been grappling with low scores for feedback in the National Student Survey: “students express concerns about the reliability of assessment criteria, challenge the fairness of their experience and say they are dissatisfied with the nature and timing of feedback” (HEA, 2012, p. 10).

To address this locally, the BLE Consortium launched a project in September 2014 to investigate online assessment and feedback processes, practices, opportunities and technologies available to the partner members known as the ‘Bloomsbury Colleges’ (Birkbeck, UCL Institute of Education, LSHTM, SOAS and RVC). The purpose of the Bloomsbury Enhancing Assessment and Feedback Project was, first of all, to map current ‘typical’ practice from across the consortium in the use of learning technologies in assessment and feedback; and, furthermore, to discover and disseminate innovative approaches via events and case studies that showcase how technology can improve assessment. There are good examples of widespread adoption of technologies, and also of innovative assessment design which have already been developed within the BLE, and our intention was to surface this work in order to encourage and inform replication and modification.

4 Leo Havemann, Learning Technologist, Birkbeck, University of London.

5 Sarah Sherman, Service Manager, Bloomsbury Learning Environment.

In this paper, we report on the first strand of the project in which we set out to gain an overview of current practice. We have been fortunate that our concerns in this project have significantly overlapped with those of the Jisc Electronic Management of Assessment (EMA) programme, and, consequently, we have been able to benefit from the work Jisc has produced on behalf of the sector. In order to map our data on EMA practices against a relevant framework, we adopted Jisc's (2016) assessment lifecycle, originally developed by Manchester Metropolitan University (Forsyth, Cullen, Ringan and Stubbs, 2015); see Figure 1. The lifecycle is an end-to-end model of the stages of the assessment and feedback process, which enables consideration of distinct areas of assessment activity and the associated technologies. Sub-processes include: assessment scheduling; submission of assignments; tracking of submissions; extension requests and approvals; academic integrity; academic misconduct processes; examinations; marks recording; moderation and external examining (Jisc, 2016). Using this framework, we have been able to categorise practices to demonstrate the various ways in which technology impacts, supports and enhances the various stages from setting and submission through to marking and providing feedback.

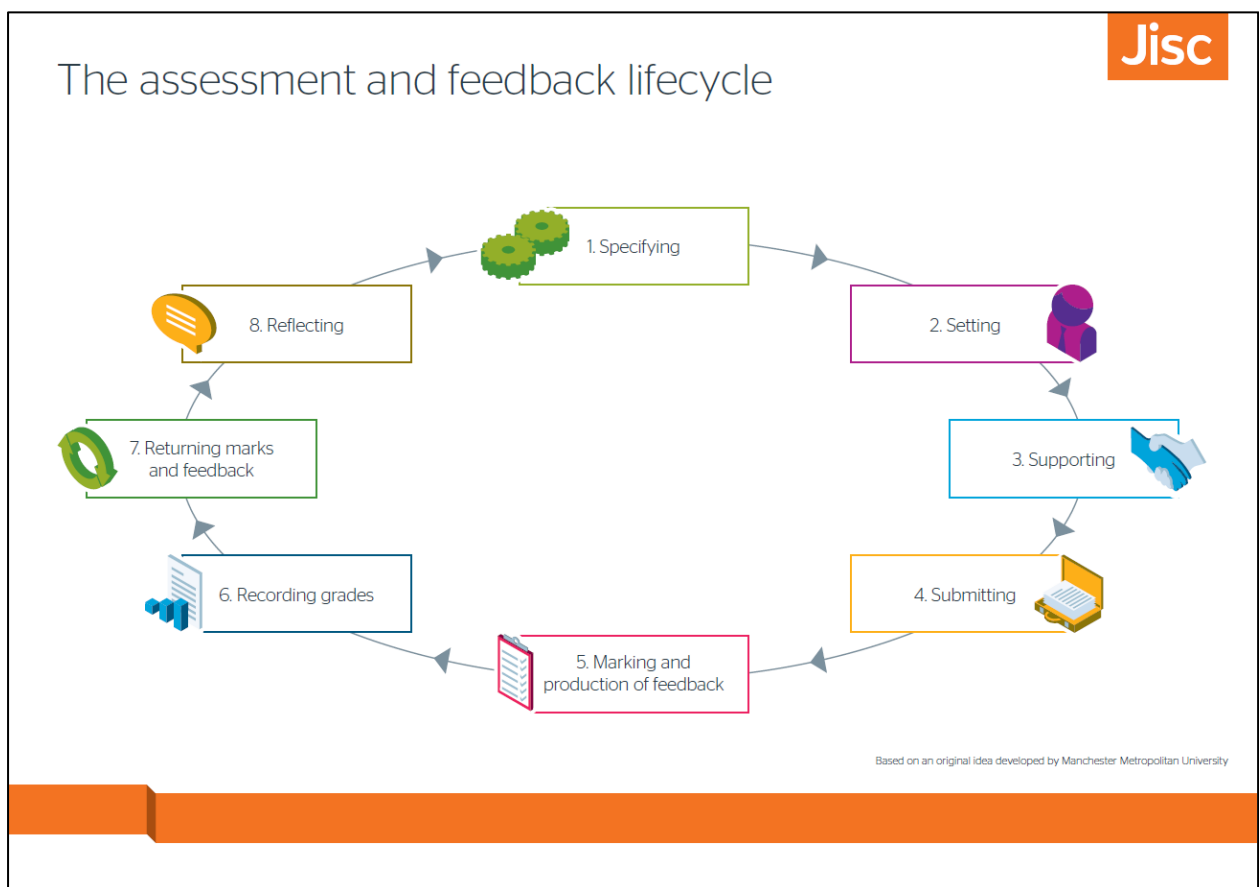


Figure 1: The assessment and feedback lifecycle (Jisc, 2015)

Approach

Data collection

There had not previously been any research carried out across the Colleges of the BLE Consortium which attempted to collate the various technological approaches to managing assessment and providing feedback, either already in use or under consideration. Anecdotal evidence tends to point to both diversity and complexity in assessment and feedback practices (often even within a single institution), and it is difficult to be sure exactly *how* diverse or complex such practices are. Therefore, we developed a matrix, which was shared with staff responsible for supporting learning technologies within the Colleges for completion.

Analysis

As EMA practices continuously evolve, this paper aims to explore a snapshot, captured at the time of data collection, across the campus-based and blended programmes within the BLE Colleges. As discussed above, a key element of the Jisc EMA work has been the framing of assessment and feedback practices in terms of the assessment lifecycle. We have structured the discussion of the findings around the elements of the lifecycle, about which there is more to say on some than others. When collecting the data, we did not start with the intention to research the assessment lifecycle itself, but rather to simply map current assessment practices to the technologies used to support them. However, once we had collected the data, we concluded that the lifecycle provided a productive analytical framework. The following sections describe each stage and corresponding examples from the Colleges.

Findings

Specifying

Specifying is the process of determining the details of a course or programme of study and consequently the assessment strategy within it (Jisc, 2016). While the fields in our matrix did not really address the specifying stage in the lifecycle, our project as a whole aims to influence assessment strategies. An aspect of the project was to capture and highlight innovative practices in technology-enhanced assessment, in order to share examples and advice with academics and ultimately support the assessment design process. The HEA (2012) concurs with Jisc in highlighting the importance of a programme-level approach to specifying assessment. A key challenge here is that assessment design is usually agreed a long time in advance, at the time of course/module approval.

Setting

Setting assignment details needs to happen each time a group of students takes a particular module; this is often known as an instance of delivery. Early on in the lifecycle of an assessment, a decision point must establish the key features and format of the assignment, e.g. formative or summative; online or offline; coursework or exam; weighting; and timing. It is therefore an outcome of the setting process that students receive details, usually in the form of an assignment brief, about precise topics, deadlines, learning outcomes assessed, marking criteria and feedback arrangements (Jisc, 2016). From the

perspective of this project, we were particularly interested in the processes involved in deciding whether to conduct assessment online or offline.

It is not always possible or appropriate to complete assessments online. A good example of an assessment that is not suitable for online submission is the Objective Structured Clinical Examination (OSCE), which assesses the practical skills of final year veterinary students; similarly, we are not tending to see performances, artwork or laboratory-based experiments assessed online. Transposing a written exam into an online environment may be considered too high risk or complex. Concerns around students proving their identity are commonly expressed in relation to online examinations in particular, although this unresolved tension exists in offline assessment too.

Examples of assessment types that *are* supported by technological approaches include quizzes, such as Multiple Choice Questions (MCQs), which are set up within Moodle and are used frequently by Birkbeck, LSHTM and the RVC. The availability of instant, tailored feedback provided to the student is very powerful, and so are the facts that MCQs can be accessed any time, any place and used in private, multiple times. At the RVC, students are creating their own ‘flashcards’ for self-study, which lends an additional learning dimension. The benefits of these types of assessment have been examined informally by the Colleges that use them. The ability to provide instantaneous, automatic marks and produce statistical analyses are all great benefits. However, a major drawback is that it can be time-consuming to create good questions (although once the time has been invested, they can be re-used). Additionally, it is hard to assess higher-order skills when deploying these types of formative assessment.

Across the Colleges, there is little evidence of the use of online *summative* assessment (e.g. online exams). SOAS has some experience of running practice essays conducted online, but it is not very widespread. Similarly, the RVC’s Continuing Professional Development Unit has experience of managing open book MCQ quizzes in Moodle (randomised questions, categorised by topic and level of difficulty, drawn from a wider repository), but this is not mainstream for the whole College. A growing number of suppliers of online examinations now exist, but a lack of resourcing and strategic drive have been obstacles within the Colleges to investigate the options. The Bloomsbury Enhancing Assessment and Feedback Project provided the opportunity to organise collective demonstrations of the options available.

Supporting

This component looks specifically at supporting students during the period between Setting and Submitting assignments, i.e. while they are in the process of completing an assignment; it has a relationship with the broader information and digital literacies agenda for both staff and students (Jisc, 2016). Supporting students’ ability to understand the *language* of assessment and assessment processes (known as assessment literacy) has been described by the HEA to be fundamental in helping them to appreciate “principles of sound assessment, the relationship between assessment and learning, and the nature of professional judgement”. Therefore, it is recommended that students be clearly informed about the assessment ‘safeguards’, such as second marking, moderation and external examining (HEA, 2012, p. 14).

The originality reports generated by Turnitin⁶ are used by some Colleges as formative exercises for students to develop their writing abilities while drafting their assignments reports; students are therefore encouraged to self-check. Some academics choose to allow students to see the results of the reports, allowing for resubmissions and/or late submissions, while others do not. There is a sentiment at the UCL Institute of Education in particular that Turnitin should be used to help to empower students rather than to identify students who are plagiarising. At the RVC, students are encouraged by their tutors to examine their own originality reports, which are made available to them. Several 'draft' submission areas are provided where students are encouraged to submit draft copies of their work prior to the final version. At SOAS and LSHTM, guidance is available to students to help them understand how to use Turnitin and how to interpret the originality report.

Here, the difference between formative and summative assessment types is important: formative assessments are primarily about supporting students to learn and ultimately to perform better in later summative assessments. Understanding where rapid formative assessments fit into the lifecycle has been a challenge, as these arguably encapsulate the entire lifecycle, including feedback. Personal Response Systems are used by several of the Colleges to collect student's responses to formative assessments live in classrooms. These systems are useful as they provide support to students in testing their knowledge and, therefore, preparing for future, high-stakes assessments. However, their use has been limited since academics often have to organise and set up the technology themselves. At the RVC, TurningPoint is supported institutionally, but some academics have experienced technical problems, which put them off trying again; conversely, a few successful academics have persisted and continue to use it very effectively. At the time of writing, LSHTM staff had been given access to PollEverywhere, and were testing it out to gauge student understanding and gather feedback.

In terms of assessment practices which support students' assessment literacy, we are seeing growth in Bloomsbury in the use of peer assessment and feedback. Peer assessment enables a deeper understanding of a topic, encourages engagement in group work and supports and improves the student's assessment literacy, allowing them to grasp what is expected of them. In terms of providing opportunities for peer assessment, where the students mark each other's assessment, the UCL Institute for Education has examples where this is built into some formative activity designs. At Birkbeck, Criminology students give and receive peer feedback on drafts as part of an academic blogging task (see the case study by Guetcherian, Chapter 14). At the RVC, the Moodle Workshop Tool and WebPA application have been used for peer assessment (see case studies by Sherman and Channon, Chapter 10, and Croall, Cobb, Lawson and Spark, Chapter 11). In general practice in Bloomsbury, however, peer assessment techniques are *not* widely used; one argument has been the assumption that students don't appreciate or trust their peers' feedback.

Submitting

Submitting is the process of students handing over their completed assignment so that marking and/or feedback can take place (Jisc, 2016). This appears to be the area of assessment in which the use of technology has become the norm rather than the exception (although its use is by no means universal). In this stage, we examined the use of online submission for written coursework as formative and summative assessment. The native Moodle and integrated Turnitin assignment tools are used across the Bloomsbury Colleges

⁶ Turnitin is a commercial platform for assignment submission and 'similarity checking' (in order to detect or deter plagiarism), which also offers online marking and feedback functionality.

(to varying, mixed degrees) to enable electronic submission. The vast majority of Birkbeck coursework and all essays at SOAS are submitted via Turnitin. At SOAS, students can submit as many times as they wish before the assignment due date in order to view the originality report and self-check their work (see ‘Supporting’). While electronic submission can certainly bring advantages in terms of saving students and administrators time in the production, delivery and processing of hard copies, it tends to create a significant support workload for IT helpdesks and learning technology teams, and of course administrators, who experience new demands on their time.

At the time of writing, the Coursework plugin for Moodle was being developed and trialled at the RVC whereby assignments were submitted via Moodle and marked online (see Chapter 27 by Sherman and Spark). Turnitin is used extensively at the College in summative assessment for plagiarism detection only; this has become mandatory policy. Two high-stakes research projects that are submitted by students enrolled on the largest course at the RVC (the veterinary medicine undergraduate course) rely heavily upon Turnitin, and the Coursework plugin. A dedicated teaching session before this submission is due takes place to assist students with their academic writing skills and how to use Turnitin. At the time of data collection for this review, paper copies at the RVC were still required in some instances. LSHTM had completed pilots of submission of formative essays via the Assignment tool, but intended to scale up online submission using the Coursework plugin.

Although Moodle and Turnitin support submission of various file formats, the majority of submissions are documents. Exceptions to this exist in subject areas where the assignment is to produce a certain type of file or dataset (for example, computer science, where a submission might consist of code). A growing subset of formats which is less subject-specific is sound and video based assignments: at Birkbeck, this has been occasional, but is starting to increase (see the case study by Grange and Hein, Chapter 4); at the UCL Institute of Education, some specialist modules require the submission of self-made films, animations and audio recordings; at SOAS, some language courses require students to submit podcasts for formative assessment. Our existing learning and assessment technologies provide opportunities to explore these options more widely, but training and support for both teaching staff and students are required.

Marking and production of feedback

This crucial stage describes the ways in which submitted work is marked by tutors against evaluation criteria and the ways feedback is produced. While marking and the provision of feedback are often performed at the same time, they can be understood as distinct functions. It is often in this aspect of the lifecycle that we see variation across institutional, local and perhaps disciplinary practices; for example, in the application of anonymity and moderation or double marking.

Turnitin’s GradeMark feature is used extensively at Birkbeck and SOAS in particular, for managing the marking process and providing written feedback. At the RVC, GradeMark is used to mark formative assessment and the Coursework plugin is used when assignments are required to be annotated online and double-blind marked. Alternatively, at the UCL Institute of Education, comments for summative assessment have often been produced on a Microsoft Word pro-forma document. However, more recently, feedback is required to be returned via the Moodle Assignment plugin, although use of email for returning feedback is still widespread. LSHTM ran a pilot of feedback delivery via the Moodle Assignment tool, also requiring the use of a Microsoft Word pro-forma.

How marking is actually carried out by teaching staff varies between the Colleges. For example, online marking in Turnitin GradeMark (including via the iPad app) is quite common at Birkbeck; some tutors prefer to download the assignments in order to use the track changes feature in MS Word. On the other side of the spectrum, paper-based marking still prevails at the UCL Institute of Education; offline but on-screen marking on desktop computers and laptops is, however, on the increase. Again, online marking is limited to GradeMark. At SOAS, all assignments which are submitted via Turnitin are marked online.

Across the Colleges, there has thus far been limited use of audio and video feedback. The occasional use of the Campus Pack podcasting tool in Moodle has been made at SOAS in language classes.

Recording grades

Once marking has taken place – often by more than one marker – the grades have to be collated and a final mark decided upon. As Jisc (2016) notes, “Institutional regulations will determine who records the grade, how this is verified and in which system it is stored. However, in most cases, the student record system is the definitive source of grading information” (p.17). Integration between Moodle/Turnitin GradeMark and the institutional student record system has been most formally developed at SOAS (see Chapter 25 by O’Sullivan and Leedham). There, grades added to GradeMark within Moodle are passed in bulk, on demand, into UNITE (SOAS’s student record system) using a locally developed plugin. At the UCL Institute of Education, a similar integration project is also underway. An automated update of student records from Moodle and/or Turnitin is not seen as desirable in these cases as student records are regarded as the official and definitive repository of final grades, as determined by exam boards. At the RVC, integration between the systems is not currently required; the manual input of marks is performed by the Exams Office.

Returning marks and feedback

This stage is the most important from the student’s point of view, as it describes the way in which they receive their marks and feedback. In Bloomsbury, again, there is a widespread reliance on Turnitin as the location for marks and feedback to be stored and provided to students. Although Turnitin allows for audio feedback to be given, there has been very low uptake of this option. A very low number of students will be presented with audio-visual files containing their feedback or via a podcast feed (in the case of SOAS’s Language Centre). The availability of alternative, digital forms of feedback (for example, audio feedback for language students) might increase levels of satisfaction and increase student engagement with it. Constraints of time, resourcing and support requirements appear to be barriers to adoption.

Reflecting

The final stage of the lifecycle is said to be where the *real* learning takes place as students consider their marks and feedback in the context of the learning objectives in order to reflect on their progression. In fact, Jisc argues that it is vital that students “engage with their feedback and use it to improve their future performance” (Jisc, 2016, p.20). Teaching staff also use this time to reflect on how they can reshape the curriculum or teaching content to affect future results.

A good example illustrating the Reflecting stage comes from the UCL Institute of Education (UCL IOE) which, as part of its Jisc-funded Assessment Careers project,⁷ developed a feature in Moodle to allow teaching staff to access all the comments and feedback made to individual students of all their assessed work. This allows a tutor to identify any commonalities or concerns about individual students and enables appropriate interventions to be made. Building upon this, UCL subsequently enhanced the feature by enabling the students themselves to view all their feedback in one place (see Chapter 26 by Gramp). This enhancement allows a greater opportunity for students to actively take account of the feedback they get on an ongoing basis.

The UCL IOE also explored the potential of using two feedback cover sheets under two key objectives: firstly, to improve the relevance of feedback provided to students; secondly, to encourage students to make use of all the feedback they receive from staff with a feed-forward, 'action on feedback' component, which asks students how they addressed any feedback on an earlier version. The feedback cover sheets allow for a dialogue between staff and their tutors to open up. Students receiving detailed written feedback on complete drafts of all work is very specific to UCL IOE practice rather than a sector norm, but the two feedback cover sheets can be used in any case where students receive formative feedback before a summative assignment. For the first formative assignment, students completed a feedback cover sheet self-evaluation at the time of submission to collect their reflections on the assessment.

At the formative stage, the feedback cover sheets asked students to complete the following statements:

- What have you done well in this assignment?
- What could be improved?
- Is there anything you specifically want feedback on?

At the summative stage, the Student Feedback Response Form asked students:

- Thinking about the feedback on your draft (previous) assignment, please indicate what the key points were. For each point state what action you took to respond to this feedback in preparing the final version of your assignment. Your response will help your assessor identify the progress you have made and suggest further action to help you develop.

Initially, staff were concerned that the feedback cover sheets might cause additional workload. In terms of using the feedback cover sheet for formative work, the IOE concluded that a certain amount of 'assessment literacy' was required to use them, with the higher achieving students more able to self-assess, but staff concerns were allayed and they valued the insights from students' self-assessment. In terms of the cover sheet for summative work, staff found student accounts of what they had done as a result of feedback a very helpful starting point for addressing their feedback.

⁷ See: For more information see: Assessment Careers Project (IOE/JISC) (video). Available: https://www.youtube.com/watch?v=sx_j2VPMiE0.

Conclusions

Considered planning of assessment practices benefits both students, staff and an institution as a whole. Exposure to a variety of assessment approaches and formats reinforces learning and plays to learners' different strengths, providing experiential and authentic assessments (see the case study by Sherman and Rofe, Chapter 13). For staff, exploiting technology for the setting and marking of an assessment can, in the long term, reduce workload. In the case of the institution, integrating platforms, such as students record systems and Moodle-based assessment tools (as can be seen at SOAS), is very valuable in terms of reducing staff time spent on manual data-entry and the associated risk of errors.

The lifecycle used in this paper provided a very helpful structure to define and describe the various assessment elements and sequences. Much of the lifecycle can potentially be managed and supported by deploying electronic systems, but practice across Bloomsbury is quite variable. The key stages that are enhanced by the use of technology are Submission, Marking and Production of Feedback. The analysis of our data in the context of the lifecycle has provided a useful starting point for investigating EMA in Bloomsbury, but more work could usefully be undertaken across all the stages. We initially used the lifecycle as a structure to frame data we had already collected rather than to ask questions specifically appropriate *for* the lifecycle.

The lifecycle framework has helped to identify ways in which the Colleges can use technological approaches to manage assessment practices to the benefit of all key stakeholders. Therefore, it is recommended that course directors and designers are encouraged to consider, review and challenge their own assessment methodologies and the way they design assessments. The HEA (2012) paper on assessment remarks on the importance of assessment design for influencing the quality and amount of learning achieved by students. It concludes that assessors need to consider a range of assessment methods to "improve their validity, authenticity and inclusivity, making them clearly relevant and worthwhile in the eyes of students" (HEA, 2012, p.17).

The examples provided in this paper reveal a high level of dependency on reliable, stable technology, in particular on Turnitin, which is a third party, commercial platform. The high-stakes nature of this dependence poses a risk (e.g. technical failures or commercial collapse) as well as offering an opportunity as this integration provides flexibility and additional functionality. For less high-stakes assessment, Personal Response Systems can be used to effectively represent a complete 'mini-cycle' comprising the Setting, Submitting and Feedback stages in a rapid way.

The decisions made at the crucial Setting stage, regarding whether or to what extent an assessment will be managed online, does not appear to be made on a consistent basis across - or even within - the Colleges; there is clearly still potential for the development of policy and guidelines regarding good practice in this area. However, the collaborative approach of the Bloomsbury Enhancing Assessment and Feedback Project has provided a rich and wide pool of experience from which to extract working examples of using online assessment methods. The BLE Consortium has a long history of sharing good practice between colleagues across the membership base, and it is hoped that further work in the field of EMA in Bloomsbury will continue in a similar, joined-up spirit.

References

Forsyth, R., Cullen, R., Ringan, N. and Stubbs, M. (2015). Supporting the development of assessment literacy of staff through institutional process change. *London Review of Education*, 13: 34–41

HEA (2012). A Marked Improvement: Transforming assessment in higher education. Available: <https://www.heacademy.ac.uk/resource/marked-improvement>

Jisc (2010). Effective Assessment in a Digital Age: A guide to technology-enhanced assessment and feedback. Available:

https://www.jisc.ac.uk/media/documents/programmes/elearning/digiassass_eada.pdf

Jisc (2015). New version of lifecycle. Electronic Management of Assessment. Available:

<https://ema.jiscinvolve.org/wp/2015/02/20/new-version-of-lifecycle>

Jisc (2016). Transforming assessment and feedback with technology. Available:

<https://www.jisc.ac.uk/guides/transforming-assessment-and-feedback>

Laurillard, D. (2001). Rethinking University Teaching: A Conversational Framework for the Effective Use of Learning Technologies. Routledge, London

NUS (2010). Student Perspectives on Technology. Available:

https://www.hefce.ac.uk/media/hefce/content/pubs/2010/rd1810/rd18_10.pdf

NUS (2011). NUS Charter on Technology in Higher Education. Available:

https://www.ucisa.ac.uk/~media/Files/about/news/2012/ICT_Charter_Final1.ashx

Chapter 2: Electronic Management of Assessment – Administrative Perspectives

Leo Havemann⁸

Sarah Sherman⁹

Introduction

Assessment and feedback are generally understood as key elements in the work of academic staff and in the education of students; this realm of activity also often forms a major proportion of the workload of the administrative staff who support programme delivery. The roles performed by administrators can tend to be overlooked in discussions around the management of assessment methodologies and practices.

In May 2015, the Bloomsbury Learning Environment (BLE) Consortium organised an event specifically for administrative staff from the BLE partner institutions, who were invited to come together and share their practice in the use of technology to support and manage their roles. One of the main aims of the afternoon was to discuss how attendees were involved in the process of the electronic management of assessment (EMA), to inform the BLE project investigating online assessment and feedback processes and practices.

There were a total of 115 registrations for the event; out of these, 77 administrative staff from Birkbeck, LSE, LSHTM, Oxford Brookes University, RVC, SOAS and UCL attended (although not all were ‘participants’ in the EMA exercise). Attendees were asked to create ‘process maps’ depicting the EMA workflow in their situation and indicating where their input was required. In total, 20 process maps were generated: 13 in which the process being described was (in our view) reasonably clear and detailed, and 7 in which we found it to be somewhat unclear. All the maps also contained additional observations including the explicit mention of ‘pain points’.

This paper serves to capture the ways in which administrators are involved in EMA activities and highlights the challenges it poses to them. It is important to consider that the information referenced here was correct at the time of the event and represents the views of the participants taken on that day.

Approach

The role of ‘administrator’ is used in a broad sense for the purpose of this paper; event attendees identified themselves as being academic, course, programme, faculty, departmental, research or project administrators, as well as examination officers, team leaders and school or course managers. A small number of attendees commented that they are not closely involved with EMA processes. As we suspected this might be the case, and that some attendees would be colleagues who work together, we suggested they should work together in small groups to map out the various activities involved in setting up and managing the assessment process from their own context. We provided A3 paper and

8 Leo Havemann, Learning Technologist, Birkbeck, University of London.

9 Sarah Sherman, Service Manager, Bloomsbury Learning Environment.

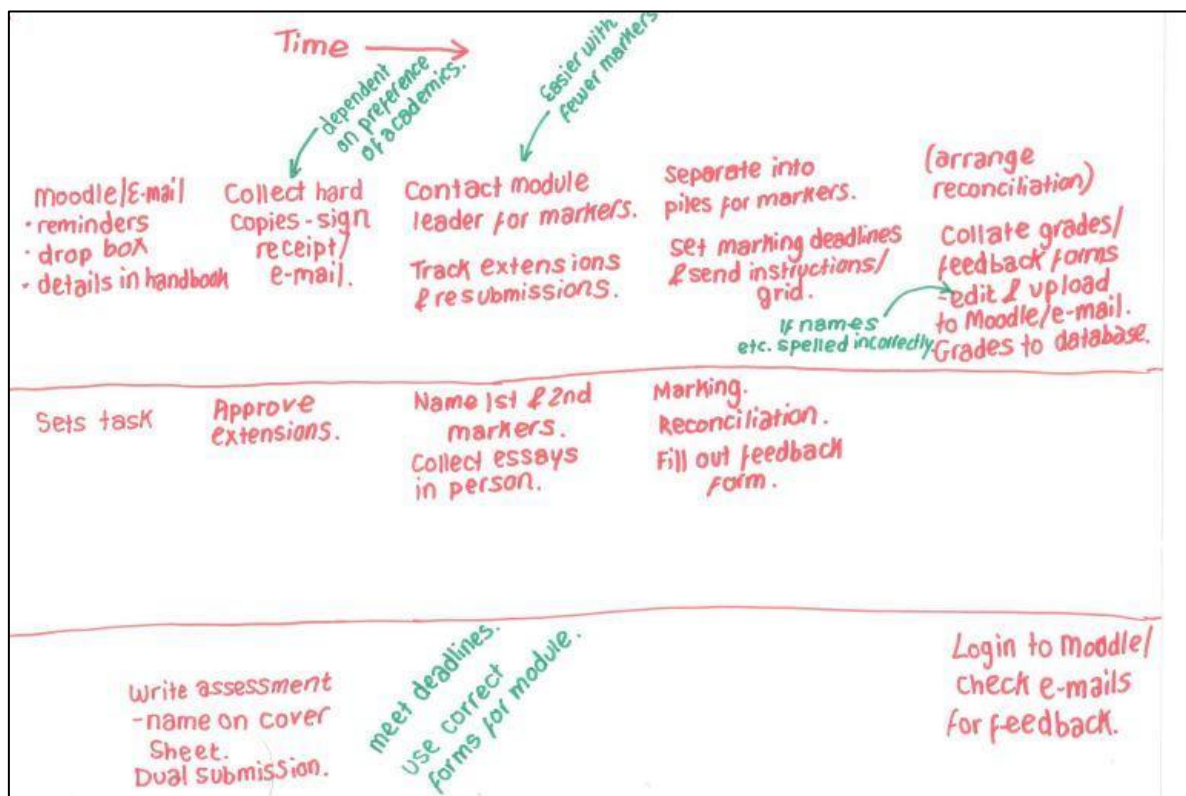
multi-coloured felt-tip pens and asked attendees to visually represent how the following elements of EMA mapped to each other, indicating their individual involvement:

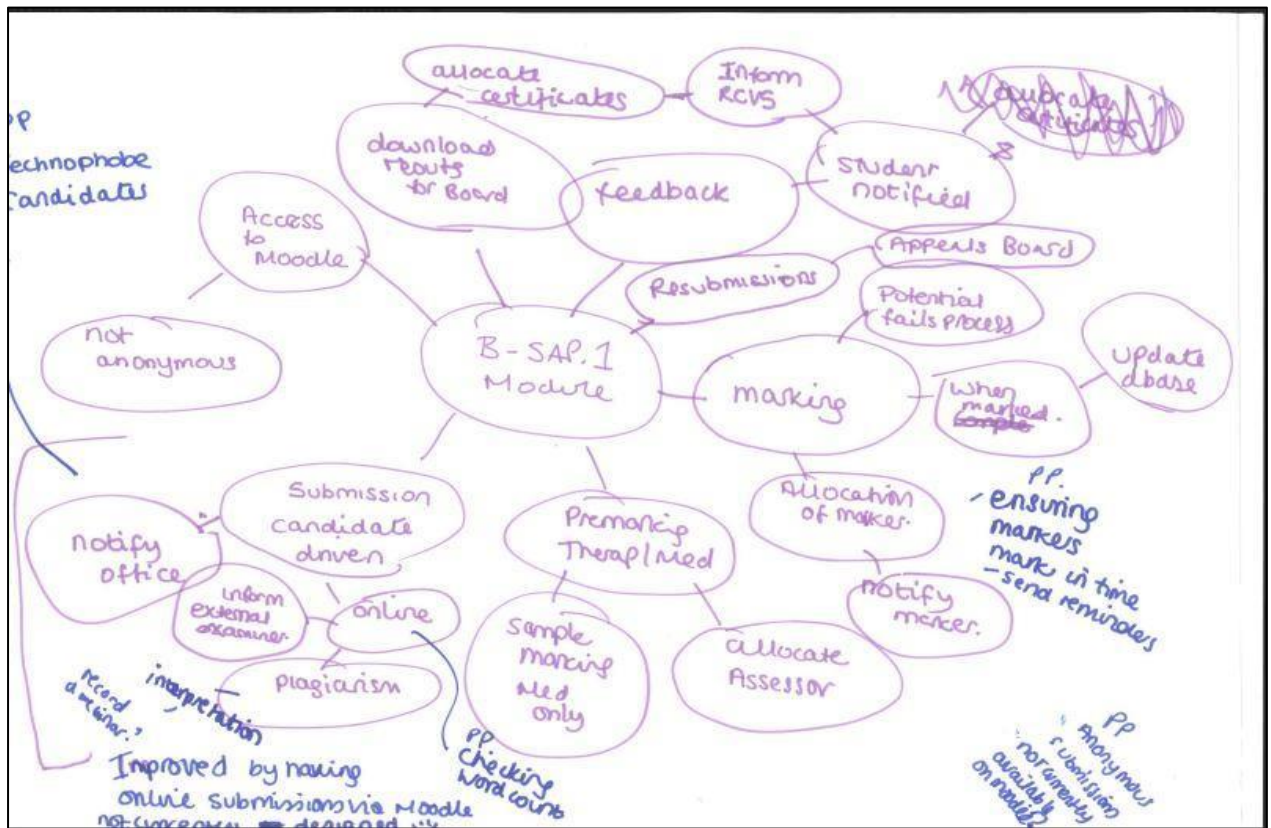
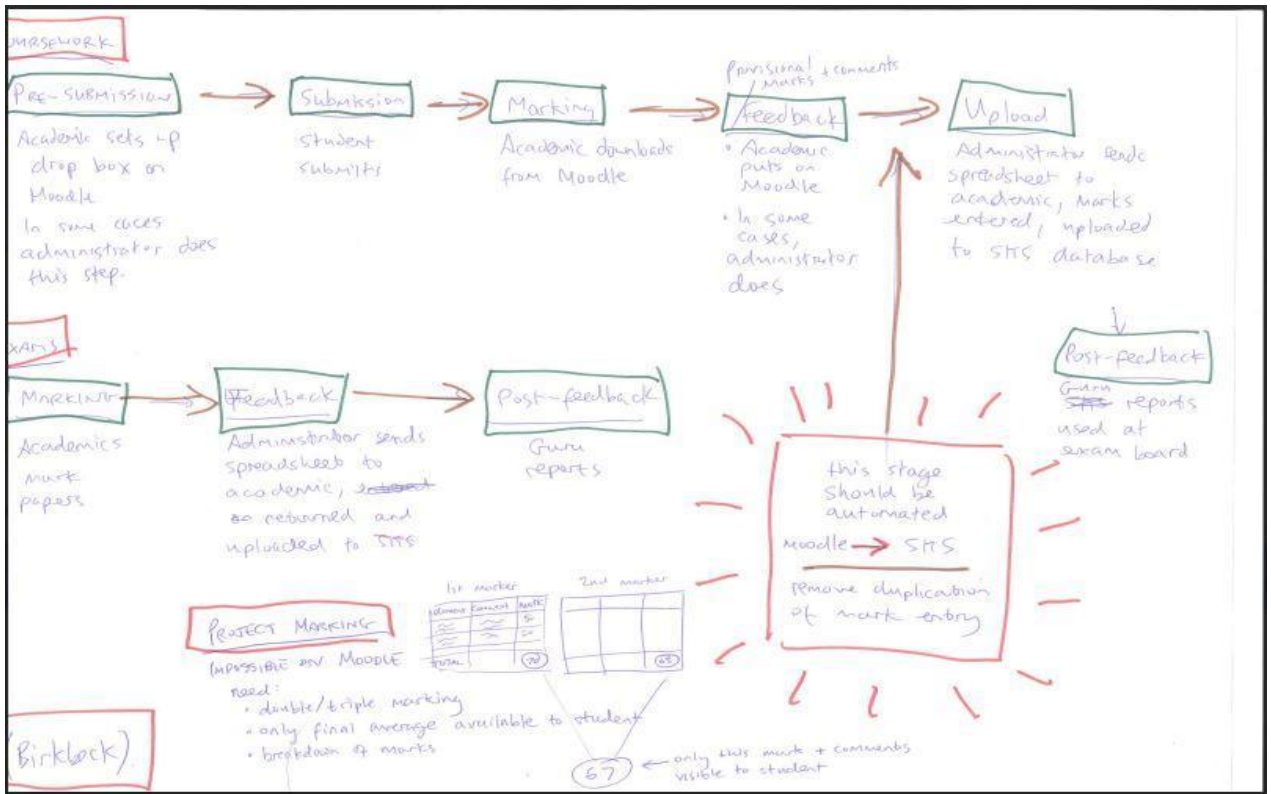
- Pre-submission (e.g. setting, setup, anonymity)
- Submission (e.g. online, paper, dual)
- Pre-marking
- Marking (first, second markers, moderation)
- Feedback/return to students
- Post feedback (e.g. external/exam board)

Attendees were also asked to consider and discuss the following questions:

- How is EMA managed? What is your involvement?
- How are markers/moderators assigned?
- What works well?
- What doesn't work so well (pain points)?
- How might it be improved?

Below and overleaf are three examples of the process maps developed at the event:





Findings

Processes in the EMA workflow

Across the sample of administrators that were consulted in this study, a number referred to common practices within the process of managing online assessment, but there was also variation. Regardless, it should be noted that these experiences alone cannot be used to draw assumptions around *general* practice across an entire institution, as it appears there is not a standard approach to EMA taken by any one of the BLE partners. The similarities and differences of the experiences are described in this section, and are based on the four administrative-focused aspects of the Jisc (2016) assessment life-cycle (Submitting; Marking and production of feedback; Recording grades; Returning marks and feedback).

Submitting – Before online submission can take place, procedures need to be put in place, such as guidelines for teaching staff, dates and deadlines. The format of the assignment activity has to be agreed; for example, whether it is to be submitted via Turnitin or the Moodle Assignment tool. Finally, a decision around whether the markers receive the papers anonymously has to be made. When online submissions are made in Bloomsbury, they may also include a hard copy submission, which the administrators themselves may be tasked to print. In addition, in some cases, two paper copies are required. Some departments provide signed or emailed receipts of submissions. Extensions might be managed by email exchange between students and staff.

Marking and production of feedback – The administrative staff reported that the allocation of assignments to markers is usually made by the lead academic, but in rare cases the administrator is responsible for recruiting both first and second markers. In general, the BLE partners differ - both internally and from each other - in the *way* markers are allocated and whether rubrics are used.

Administrators are often involved in the physical allocation of the hard copy assignments and/or downloading and providing markers with electronic copies, except where academics mark online. In some cases, administrators manage the process of anonymous and/or double marking, which can involve online submission, but is otherwise handled offline.

There are many extra tasks that a few administrators are expected to manage, which would more usually be the responsibility of an academic. For example, checking the Turnitin similarity reports, checking students have submitted and then chasing students who have failed to submit and setting marking deadlines (which includes informing academics when they should start marking). In some cases, students are expected to inform administrators directly when they have submitted. In preparing the marking, some administrators have to provide hard copies of marking grids/sheets or upload marking rubrics (if used). Administrators may then be expected to enter the assignment and submission data into the relevant systems to record the information.

Across the consortium, it also varies over who publishes and informs students that their results are available, for example, the administrators or the academics themselves.

Recording grades – In many cases, administrators coordinate the liaison between first and second markers, which usually involves sharing spreadsheets containing marks and communicating via email or at face-to-face meetings. Although the *final* agreed marks and feedback are accessed by students in Moodle, they may be entered either by academics or administrators; all mark sheets are, generally, returned to administrators.

Not all partners have integrated their student record system with the Moodle grades database. This is a big piece of work to develop, but the payoff is very high in terms of saving time and improving accuracy and efficiency.

Returning marks and feedback – Administrators tend to enter marks on their institution’s student record system, which can either be a manual process, the upload of a CSV file or by ‘push of a button’, which activates an automated transfer from a holding table into the system. This is already taking place at SOAS, as the case study in Chapter 25 by O’Sullivan and Leedham describes.

In terms of moderation, often only a sample is sent to external markers; this may be in hard copy, but sometimes they are given special access to the relevant Moodle courses.

One example that stood out as an interesting case was where an academic completed a feedback form, which was scanned by the administrator, saved online and stored. The marks were entered into Moodle and the student record system, but the student was provided with a hard copy.

Challenges

The administrators highlighted areas they found particularly challenging, which have been sorted into the following seven categories.

Time – Administrators felt that they spent too much time working on extraneous processes that could be better used to support students. For example, the duplication of managing paper and online submissions is avoidable if the processes are fully digitised. Requiring students to physically travel to hand in an assignment was deemed unfair and unnecessary. Administrators also spent time chasing academics to receive their marks; and when deadlines were not met, it was the students who inevitably suffered.

Training – Administrators complained about the lack of available training on the systems they use to manage the assessment processes, for themselves, academic staff and for students. Turnitin was the most frequently mentioned technology that required support – for example, students’ interpretation of the similarity index score. Pedagogic training to enable academics to produce consistent feedback was also recommended.

Technological barriers – Comments regarding unreliability and flaws with the Moodle and Turnitin Assignment plugins, which are both used widely to support online assessment, related to the issues with handling the anonymity of assignments and the difficulties in enabling first and second (and even sometimes third) markers to comment, mark and agree grades. It was therefore felt that Turnitin does not completely meet the needs of the UK HE assessment practices, thus explaining why academics still mark in hard copy.

Administrators made reference to the use of ‘too many’ platforms and systems that are not integrated (e.g. student record systems, Turnitin and Moodle grades). One participant expressed a worry that, due to the manual nature of the procedures and lack of integration of systems, a single point of failure in the workflow would be the individual administrator. Incompatible file types and large file sizes (in the case of videos for example) were also a source of concern, as this precludes submission of some practical assignments through Turnitin, which thus increases the workload of the administrative staff who may have to email these files directly to markers. Finally, administrators noted that if it were possible to receive automatic notification of late submissions, this would reduce the use of administrator time taken in manually checking assignment inboxes.

Dependence on other people – Reliance on others during the assessment process was viewed as another potential point of failure. This referred mainly to academics not meeting the deadlines by which marks had to be returned to administrators. Academic engagement with online processes is often lacking and there were some challenges with students, who were not keen to use online tools.

Manual, labour-intensive processes – Many references were made to an insistence on submitting hard copies of assignments, which was deemed unnecessary. There were numerous laborious, manual processes involved in the workflow such as inputting grades from spreadsheets received from academics into the student record system. Checking for plagiarism was also described as being labour intensive. Some administrators reported the requirement to scan feedback forms, manually enter marks and return hard copies to students. One administrator even reported that they were required to check word counts on assessments.

Institutional procedures – Administrators noted a lack of clarity and consistency regarding standardised policy within the institutions; there was no common set of procedures across any individual institution. It appears that departments often manage the EMA workflows in different ways. This can cause alarming difficulties, as for example Turnitin reports are inconsistently viewed and interpreted. In addition, it was reported that the assessment responsibilities of job roles were not well defined.

Legal issues – In addition to unnecessary cost and time-consuming activity, there was some concern about the data protection issues around providing hard copy samples of assessments to external examiners. It was also noted that high similarity scores could go unnoticed and not acted upon if academics only mark/moderate paper copies of assignments.

Concluding remarks

The process we have used to gather the data discussed here cannot be described as a representative reflection of practice across the institutions as we cannot be sure what additional insight might potentially have been provided by non-attendees. However, from this quite large and diverse sample, we are able to determine that there is a wide range of EMA practices across the institutions and even within them. We have also noted that there is a continuum of EMA adoption from those who make use of online submission only, through to those who handle submission, marking and feedback to students almost entirely online. It is important to note that ‘almost entirely’ is a key point here, as there are key elements of the marking process which EMA systems currently do not adequately support. Overall, this exercise has proved valuable in understanding the issues from the point of view of the administrative staff, whose voices are less often heard in discussions surrounding assessment. Analysis of the event’s evaluation, which was conducted by anonymous survey, revealed a desire for a new local community to share practice more regularly and formally.

Our research has indicated that there is a lot of variance in the practice of assessment administration, not just across the individual institutions but *between* different organisational sub-units. This lack of consistency makes it difficult for the institutions to source technical solutions that would support and enhance all desired approaches. Anecdotally, we have noted that differences in practice are often thought to arise because of differences between disciplines, although some of these differences may stem from ‘tradition’ rather than pedagogy. In any case, a standardised approach to EMA across a diverse institution is not pedagogically desirable. However, a common approach at department level assists in maintaining processes that are streamlined, efficient, accurate and non-repetitive or duplicating.

Regarding our opening questions to the participants, the prompt which generated a (perhaps surprising) volume of feedback was the one asking for identification of particular ‘pain points’:

- | | |
|---|--|
| <ul style="list-style-type: none">• Lack of training• Academics having little/no training on how to use Moodle/Turnitin• Anonymous submission not currently available on Moodle Assignment• Technology unreliable• Academics not meeting deadlines for returning the mark sheets to admins (2); reminders have to be sent
Students receive grade marks late; fuels disgruntled students• Academics resistant to marking online/ don't want to use technology (2)• Technophobe students• Need to remove paper copies, using Moodle for return | <ul style="list-style-type: none">• Too many processes• Manual data entry of marks on student record system (SRS)• Lack of clarity across the institution (policy); not using the same systems across the College• If academics are not checking online submissions because they refer to paper copies, it is very likely that high similarity scores for plagiarism may go unnoticed and so not be acted upon• Hard copy samples for external examiners – costly, time-consuming and data protection issues• Inconsistent viewing of originality reports due to submissions being downloaded to shared drive |
|---|--|

Overall, the preference of the administrative staff who took part in this exercise was that assessment activities are conducted online. It is not the use of online technologies per se that is generally regarded as the most significant pain point involved in EMA, but rather the necessity for offline ‘sub-routines’ to handle aspects of processes that fall outside of the available systems. The wider list of pain points can be categorised into three key areas: people, technology and pedagogic requirements.

In terms of ‘people’, it was felt that academics should be encouraged to mark online to help streamline the workflow. According to the participants, there is still a strong preference among the academic community for paper-based marking. As well as online marking in Turnitin, downloading of electronic copies for offline marking (e.g. using ‘track changes’ in Word) is quite common, but creates some administrative overhead in returning marked copies to students.

A further strategy in common use is dual submission (that is, both online and hard copy), which can be a useful interim strategy when moving towards online marking. However, the participants felt that this halfway house of dual submission involves a double workload of managing two sets of submissions, and is therefore not suitable as a permanent process. Administrators’ preference appears to be strongly for marking to be done online; those who attended our event indicated that they are generally willing and able to support academic staff with this. Additionally, support improvements, such as more frequent or timely training sessions, were also recommended. We also observed a lack of consistency in relation to the academics’ and administrators’ areas of responsibility.

In terms of ‘technology’, this report provides evidence of a strong demand for automation between Moodle, Turnitin and student record systems. Some unusual practice has been highlighted here, which could be better managed by using Moodle and/or Turnitin for assignment processes. In addition, administrators felt that they expend excessive efforts in notifying academics of submissions, liaising between markers, reminding academics to mark and chasing for grades. It was thought therefore that systems could better support these processes to make them more automatic. Interestingly, occasional technical failures were not reported as a pain point. This may indicate an understanding and acceptance that technology is not always perfect, and a belief that it is still valued despite potential issues.

In terms of ‘pedagogic requirements’, a number of issues were revealed. There was significant use of anonymous marking although it was not as common as we might have expected. Also, there were frequent requests for improvements to double marking (i.e. support for second marking, moderation and reaching agreement between markers) within Turnitin. We were surprised that some instances of checking for plagiarism (or rather suspicious levels of text-matching) were reported as being conducted by administrative staff. It appears that some administrators are very involved with aspects of the marking process such as assigning markers, checking word counts and even finalising grades.

It was interesting to see the different approaches that the participants adopted in illustrating or explaining the EMA processes in which they are involved. If repeating the exercise described in this paper, we would want to ensure the participants are completely clear and explicit in their explanation of the assessment workflow including who does what. Also, we would ask for contact details on the activity worksheets so we could follow up with them after the event, as this would have enabled us to clarify some points or ask further questions. We deliberately chose *not* to do this at the time in case the participants felt uneasy about ‘naming and shaming’ their institution or department, but, in hindsight, we might have been able to provide better support if we had known who was experiencing the most difficulties. It would also be a useful exercise to survey academics regarding their experience of moving to marking online. A further study could look more closely at how administrators and academics interact with each other and among themselves throughout the EMA workflow.

References

Jisc (2016). Electronic management of assessment: Using technology to support the assessment life cycle, from the electronic submission of assignments to marking and feedback. Available: <https://www.jisc.ac.uk/guides/electronic-assessment-management>

Chapter 3: Assessment, Technology and Innovation in Distance Learning in the Bloomsbury Learning Environment Institutions

Nancy Weitz¹⁰

Kathy Seddon¹¹

Introduction

The brief for this review was to examine the use of technology in assessment in distance learning (DL), including Massive Open Online Courses (MOOCs), within the Bloomsbury Learning Environment (BLE) institutions and offer commentary and recommendations for future improvement.

The majority of data was gathered in the form of hour-long interviews with lecturers, course directors, DL coordinators and learning technology staff within the BLE member institutions. Supplementary information came from questionnaires completed by them and others working in similar roles.

While complete coverage of all DL courses and programmes was not possible within the scope of the review, a general understanding of current practices employed by consortium members enabled us to devise a model for the use of technology for assessment. This model provides the framework for discussion and, crucially, moves us away from a too-specific emphasis on individual technologies and towards a focus on good practice in learning design in relation to assessment.

The analysis set out in the *Assessment Toolkit*, developed by Gordon, Hughes and McKenna (2015), offered a useful starting point for developing the model: “Assessment influences what students learn, the way they approach their learning and their attitudes towards learning and their course. Well-designed assessment tasks can also help prepare students for future employment or further study” (p. 5).

The overarching context that we considered was that of postgraduate international courses, with a wide variety of students, a range of cohort size, and where the desired learner achievements have to be accomplished within a set framework of assessment. With this in mind we constructed a model for analysis of DL programme and course assessment of BLE member institutions which is informed by the suggested main purposes of assessment:

- Assessment **of** learning, which occurs when teachers use evidence of student learning to make judgements on student achievement against goals and standards (*summative*).
- Assessment **as** learning, which occurs when students reflect on and monitor their own scaffolded progress to inform their future learning goals (*formative*).
- Assessment **for** learning, which occurs when teachers use inferences about student progress to inform their feedback and teaching. Peer interaction and assessment also occur here (*formative*).

¹⁰ Nancy Weitz, Digital Learning Specialist, Architela.

¹¹ Kathy Seddon, Consultant.

The model we devised incorporates three approaches to assessment:

1. A **functional** approach, in which compliance processes are met. Resources and results are generally available through technology. Summative assessment is more prevalent than formative assessment.
2. An **enhanced** functional approach, where there is an increase in the use of formative assessment with tutor interaction and individual feedback enabled through technology.
3. An **innovative** approach, with a strong collaborative pedagogical rationale and increased variety of learning activities.

Approaches One and Two are hierarchical and additive in nature: One is the baseline; Two contains all of One with the addition of other, more formative features. However, Approach Three represents a different vision of assessment, in fact to whole course design – a vision that is more activity-based with collaborative features which serve to increase feedback to students. There is some overlap between the approaches, particularly One and Two, and some of these courses are beginning to bring in elements of Approach Three.

Approach Three courses incorporate higher levels of formative assessment and they have a greater variety of assessment activities. Formative feedback comes not only from tutors, but also through peer-to-peer communication and collaboration. A high value is placed on formative assessment, peer interaction and feedback.

According to the Assessment Reform Group (ARG), a task force set up by the British Educational Research Association, formative assessment or ‘assessment for learning’ is a key tool for raising achievement. Improving learning through assessment depends on the provision of effective feedback to students and on a recognition of the profound influence assessment has on motivation – students need to learn how to assess themselves and understand how to improve (ARG, 1999).

We do not make any judgements about the quality of the assessment feedback in courses, nor do we claim that high quality feedback can only be accomplished through technology. However, we see technology as a key enabler for improvements in assessment practices in DL, and the way technology is used is often indicative of which approach prevails.

The current situation

To consider the three approaches, it is useful to match some of the courses included in our study to the approaches set out in the model to serve as examples. This is a subjective process, and while we feel that many courses have elements of more than one approach, most fall more strongly into a single category. Moreover, rather than listing in exhaustive detail every assessment element or tool, we present ‘snapshot’ examples that represent typical practice. This analysis is therefore intended as a starting point for discussion rather than a ‘set in stone’ classification or map of assessment taking place in BLE DL courses.

Functional approach

The **functional** approach to assessment applies

- when courses comply with university regulations in terms of assessment and course structure
- when resources and results are generally available through technology
- when summative assessment is more prevalent than formative assessment, which may not exist at all

All of the DL courses within the scope of the review fulfil the minimum standard comprising Approach One to assessment: courses in this group comply with university regulations in terms of assessment and course structure. These may be legacy courses – originally correspondence courses where the material was formerly posted out rather than posted online. They are now mostly ‘paperless’ with assessment results available through technology.

Summative assessment generally dominates, though formative assessment may also be present in some form. A high percentage mark is attached to the summative ‘unseen’ essay examination (not seen before the examination sitting): up to 80%. Multiple Choice Question (MCQ) tests sometimes form part of this grade.

The rest of the assessment mark comes from coursework tasks which may include reviews, reports, essays, oral presentations, case studies, journals, logs, scientific and mathematical exercises, audiotapes or videotapes, depending on the subject matter of the course. Moodle and Turnitin are commonly used to access material and to upload assessments.

At SOAS, the Centre for Financial and Management Studies (CeFiMS) has exams worth 80% of the grade, which are held in Examination Centres around the world. Coursework (20%) is generally online in Moodle. Huge numbers of students in over 160 countries participate. Centre for Development, Environment and Policy (CeDEP) courses allow two sessions of preparation prior to the exam, which again is worth 80% of the final grade; 20% comes from coursework. All submissions are now made online, for instance coursework PowerPoint presentations.

Birkbeck runs four degrees for distance learning (with entry certificate routes). These are taught with full video streaming of lectures and are supported by digital lecture notes, email/phone/Skype tutorials. There are optional residential field classes and use of an electronic library. Many assessments do not require online interaction other than downloading the assessment. They do, however, make provision for electronic upload of standard practical assessments and also for essay style questions, requiring submission through Turnitin. This year they have started to use audio/video in formative assessment. The Department of Earth and Planetary Sciences offers all certificate and degree programmes via distance learning as well as face-to-face or blended routes; and while the final exam is mostly unseen essay questions, there are MCQ papers. Other Birkbeck courses are considered later.

UCL IOE courses use Moodle and Turnitin to upload coursework assignments, such as self-recorded presentations, essays and quizzes. Feedback is available prior to final submission. GradeMark software is used for marking.

DL students taking two of the RVC's MSc courses (MSc in Veterinary Epidemiology and Public Health, and Livestock Health and Production) sit exams held in local exam centres. There are also one to three coursework assignments per module uploaded in Turnitin with feedback by email. The Certificate in Advanced Veterinary Practice (CertAVP) has at least one module assessed by a short open book exam. Formative assessments include self-assessment quizzes. In the MSc in Veterinary Education, written assignments are submitted online and feedback given via Turnitin.

LSHTM does not use Turnitin. The Infectious Diseases Programme (IDP) core has an unseen hand written exam which is scanned and marked online. Electives are submitted and marked online with comments from markers to agree grades. The IDP core assignment is marked and feedback submitted online. Global Health Policy final exams use exam centres and also require short essays with online feedback.

Enhanced functional approach

The **enhanced** functional approach to assessment applies

- when there is an increase in the use of formative assessment
- when there is tutor interaction with individual students
- when feedback is enabled through technology

Courses which exemplify Approach Two appear to be common in the DL landscape of the BLE institutions. Whereas Approach One is more or less based on the traditional form of the correspondence course, updated with modern communication tools for some of the delivery of (primarily summative) assessments, Approach Two courses show a greater recognition of the value of formative assessment and feedback. It is likely therefore that the majority of all DL courses in the BLE group fall into this category.

Discussion forums in Moodle for peer-to-peer and peer-to-tutor interaction are standard in DL courses at LSHTM, as are Skype sessions with project supervisors and online seminar (Collaborate) sessions with groups. The MSc in Clinical Trials also offers online study materials with embedded questions and pop-up answers for automated formative self-assessment.

All of the RVC course modules provide peer feedback forums, and some courses offer optional Skype tutorials. The CertAVP course offers self-assessment (formative) quizzes, in the form of either multiple choice or essay.

Some innovations of the University of London International Academy (UoLIA) fall within Approach Two (some in Approach Three below), such as the custom built self-assessment plugin for essay type questions with model answers. Students have the option to self-mark their answers against the model answers. They have also introduced new support personnel, student relationship managers and a Student Advice Centre, which all provide feedback and monitor engagement.

The lecture capture software Panopto¹² is used to record face-to-face lectures at Birkbeck, and Skype has been used for seminars for ten years. Formative assessment includes essays and mock exams with feedback.

¹² Panopto is commercial software used in many academic institutions to manage, live-stream, record and share videos.

SOAS CeDEP uses a Moodle tutor-led discussion forum. There is also unofficial student interaction. Skype is used for 'student voice' interaction with a designated tutor involved.

UCL IOE uses a variety of forums, blogs and wikis, which are embedded in online activities; some are mandatory. There is some formative feedback in discussion boards and web conferences. Online tutorials, UCL assessments and reuse of module activities towards a final submission are used in the Education & Technology MA.

Innovative approach

The **Innovative** approach to assessment applies

- when there is a strong, collaborative, pedagogical rationale
- when there is increased variety of learning activities

In identifying courses, or parts of courses, that might be deemed to exemplify Approach Three, the key diagnostic is the degree of student interaction and number of collaborative learning activities that occur. The thinking behind such activities draws on cultural theories (including social constructivism) and scaffolding for learning comes from tutors and peers in online activities. This underlying rationale influences both course structure and assessment.

There were several courses in our study that went some way towards this kind of structure in their formative assessment. UCL Eastman Dental Institute's Paediatric Dentistry MSc offers blended learning. The online interface (iPad Mini provided) allows staff to support students' day-to-day work. Assessment is through written and practical presentations, essays and vivas. An innovative online logbook is provided as part of the programme; it records treatment and can be used to support further career progression. There is some degree of peer interaction.

The new Birkbeck Geochemistry MSc utilises their online learning environment (OLE). Geochem students are provided with high quality photos of rocks (via Xerte tutorial) to analyse and comment on peers and tutors take part in the discussions that follow. Other assessment elements include unseen examinations, theoretical and practical assessed coursework, oral presentations and associated handouts, a research proposal and a dissertation.

The Financial Sector Management course (MSc) has been developed by academics at SOAS's CeFiMS working with UoLIA. Through their OLE, students communicate with an assigned academic tutor, administrators and other students on the course using discussion forums. The OLE is, however, mainly used to access study materials, to submit assessments, to communicate with tutors and support staff and to gain access to the University of London Library.

Nevertheless, a complex module that is in development introduces a variety of activities, and activity-based assessments, into the course through a strategic simulation. Students carry out research which is then applied to a strategic case study. The case study will be supported by a simulation model enabling the student to build a business plan and carry out risk analysis and scenario planning. Students make a series of annual decisions to implement their business plan. At the end of each decision year, they will receive feedback on their progress and be able to reflect on their performance, comparing actual results

against their plans, and benchmark their performance against other students/teams. Students will work in teams of five to plan and manage their business, establishing long-term collaboration as a significant factor.

The course which most fully embraces online interaction between students and tutors in its activities and assessments is the MA in Global Diplomacy (Online Learning) course developed by the Centre for International Studies and Diplomacy (CISD) at SOAS. The course demonstrates an holistic approach to assessment design where it is integral to course design and where assessment activities are mapped onto learning outcomes. Each module is assessed by five written online assessments ('e-tivities') comprising 30% of the module mark and one longer essay comprising 70%. The e-tivities provide formative and summative feedback to students as a means of monitoring their progress and encouraging areas in which they can improve.

The concept of e-tivities, which underlies the course, was first set out by Gilly Salmon in 2002. An e-tivity is a framework for online, active and interactive learning that states clearly to the students its 'purpose', the 'task', the contribution (response type) and the 'outcome'. She describes how learners should be supported through five stages in progressive participation in an online learning community: access and motivation, online socialisation, information exchange, knowledge construction and development. These are integral to this course design and assessment.

Another promising development is UoLIA's 'Track C', which is setting a foundation for more courses to move towards Approach Three. Track C is a technical framework or template for new courses and is designed to lead colleges towards change by getting Programme Directors to rethink how they approach DL. As some DL programmes are run by a small number of people with few resources to make big changes, UoLIA established the framework first and then looked for partners to develop new courses. This strategy arose in an effort to get control of content, establish coherency and increase efficiency to all programmes. UCL's Professional Accounting course is currently running in the Track C framework, with group work (formative) in project teams running simulations.

In addition, UoLIA has created a series of tools for mapping and tracking performance, which bring assessment into line with pedagogy. These include formative assessment questions (e.g. multiple choice, self-mark, etc.) which are mapped and weighted against learning outcomes. The Learning Outcomes Profiler (LOP) tool provides a single view to show progress against all learning outcomes within the module. Students are able to monitor and record their own perceived progress against key learning targets, and tutors can use the data to provide targeted support.

The RVC is on the cusp of Approach Three with the MSc in Veterinary Education: for the teaching observation, students are asked to prepare a plan for a teaching session with all supporting materials, to video themselves delivering the teaching session and to write a critical analysis of the video. This is then submitted online and summative feedback is given via Skype. This activity shows an innovative approach to solving the problem of observation in a remote situation, but in order to fit within Approach Three, it could be revised to include formative, peer-assessed or collaborative elements.

There could very well be other examples of Approach Three innovative practice happening within the BLE, which may come to light.

MOOCs

MOOCs are special cases of DL courses. They are not included in the model outlined above primarily because they sit outside the assessment and accreditation requirements for qualifications and degrees that govern regular university DL programmes. As such, they are freed from the rigours of summative assessment. However, the novelty of MOOCs and rapid changes in what they are, what they can be and what they should be when administered by universities means they need to be watched.

The very nature of their ‘massive’ and ‘open’ status makes the typical challenges of administering DL courses pale into insignificance by comparison. MOOC course design is tested by size, student range and global reach. Most MOOCs use basic multiple choice online tests to provide assessment, whether as formative ‘self-check’ mechanisms, or as the summative test at the end of the course to assign ‘pass’ or ‘fail’. Automation is key for managing the numbers and providing uniformity of result.

When they do occur in MOOCs, activity-based formative assessment and interaction are generally peer-to-peer due to the sheer impracticality of tutor–student interaction. A large online discussion forum space is a standard feature.

Forms of assessment in BLE institution MOOCs are somewhat constrained by what is available in the system being used. The University of London International Programmes (ULIP) offers MOOCs via the Coursera platform, which provides feedback through a range of assessment formats:

- In-video questions (lightweight, ungraded questions presented within a video lecture)
- Discussion prompts (discussion questions formatted as content items within a specific lesson; learners can respond to the prompt, read others' comments and continue the conversation in the discussion forums)
- Quizzes (supporting a range of question types including multiple choice, numerical response and text response)
- Peer-graded assignments (open-ended assignments in which learners grade one another's work according to a rubric provided by the instructor)
- Programming assignments (machine-graded assignments that require learners to submit computer code)

Lee and Rofe (2016) set out some original alternatives to current thinking on MOOC course structure and assessment. The course described in the paper is the product of a partnership between SOAS, providing academic expertise, and UoLIA, providing investment and project management, in liaison with Coursera as the platform operator.

The course is structured around a series of e-tivities essential to learning research methods, each of which has a stated purpose, task, response and outcome. The course is based on a peer-led constructivist approach incorporating assessment for learning. Forums, central to self-reflection and peer support, were initially led by tutors, but, with 60,000 students, trained volunteer community mentors became essential. Small group discussions initiated by students used Google hangouts.

A community of learners developed where students tried things out with their peers before submission (the flipped assessment model). This model drew on elements of ‘paragogy’ (learning alongside peers) and the intellectual reflection (IR) approach that acknowledges and exploits peer learning. The course design moved away from ‘talking heads’ prevalent in MOOCs to recordings of researchers ‘in conversation’. The course thus provided learning opportunities that are not routinely captured by ‘completion’ metrics. In general, there is a wide variety of methods of assessment taking place in BLE DL courses. The context of the courses is extremely varied, particularly in terms of student numbers and governing regulations. The assessment model may become a helpful tool to understand other DL courses in the BLE and determine ways to raise Approach One courses into the Approach Two level, or whether to plan for more extensive redesign in the aim to reach Approach Three.

Issues and Opportunities

The overall impression we gathered in our investigation was one of desire for change and improvement but a recognition of the difficulties and frustrations of actually implementing change. The complex web of relationships between the BLE institutions and the University of London can lead to both opportunities for and obstacles to change.

This section includes the opinions and experiences of staff working within the institutions, and our observations on those perspectives, leading to recommendations. In the interest of anonymity to protect respondents, names and institutional affiliations have been omitted.

Not surprisingly, there are a number of common concerns across all the BLE, and these have been brought together under specific category headings:

- Communications and sharing: across and within institutions
- Skills, support and training: technical and online learning
- Assessment and activity design: aligning assessments to good learning design
- Cost and resource: including time and manpower
- Authenticity and identity: addressing verification and plagiarism
- Technology and access: including complexity of systems and internet access by students around the world
- Course size and student profile: how these affect course design and assessment
- Attitudes towards DL and online learning within colleges

Issues

Generalised here as ‘issues’, these experiences and views reflect the frustrations, problems and concerns around assessment of staff currently working in DL in the BLE institutions.

Institutional communication and sharing – ‘Siloing’ is a key problem for many of the institutions, in that there is a relative lack of sharing of ideas, resources and practice especially between institutions, but even within them. One institution described how there is little knowledge sharing across departments, and there appears to be no central role for overseeing, or even just being aware of, DL courses or practices within those courses. Even where intra-institutional communications and oversight are present, the sharing of practice between institutions is limited.

Skills, support and training – Most of the institutions in the review remarked about skills gaps in both students and teaching staff and the difficulty of training and supporting remote students, tutors and off-site markers. Of concern are both general technical abilities and those skills specific to using course technologies and working/learning in an online environment.

Assessment and activity design – Assessment design is (or should be!) intrinsically linked to course design. One of the problems and frustrations we encountered was a recognition amongst staff that many DL courses suffer from their legacy as ‘correspondence’ courses and need to be updated to benefit from more learner-centred design and take advantage of online tools – to move from their position in Approach One into Approach Two, if not to be redesigned completely as Approach Three courses.

Others expressed a dissatisfaction with the way e-learning is experienced online and the difficulty of navigating around the course website and locating activities.

Taking into consideration access to technology (see ‘Technology and access’ below), there can be a conflict between designing rich, activity-based online learning and making learning accessible to international students in the field or in areas with poor internet reliability.

There is also a frustration that despite efforts to develop engaging activities, a number of students do not participate.

Development cost and resource – Following on from the previous point, creating engaging assessments and activities is labour-intensive and calls for certain expertise that may not already be in the skill set of the staff. There may also be additional costs associated with development of such materials. The cost areas affected are:

- budget
- time
- manpower

These are the three areas that are generally already in short supply in higher education.

That said, the existing assessment regimes, particularly for managing summative assessment, are very labour-intensive, and respondents expressed a need for new systems that streamline processes.

Candidate authenticity and identity – Common to all the institutions is the concern for authenticity in the assessment practice in DL, particularly when moving to online assessment. The ability to verify identity and have confidence that the work submitted is indeed produced by the student being assessed are fundamental issues. It is of high importance that the colleges and the University of London retain their reputation as degree-granting institutions with high standards. Plagiarism, cheating, false identity all potentially undermine the value of that degree.

Course size and student profile – A wide variation in the number and demography of students in DL courses is a common challenge. Some issues are addressed in other headings in this section, such as available technology and internet access in countries across the world, but there are many other factors that make it difficult to serve a large, dispersed student population, including culture, language, age, life experience, career level, time zone and sheer numbers. In many cases, this situation extends to tutors and markers, who may also be widely dispersed.

Technology and access – Internet and data security are a concern amongst technology specialists. Some expressed the worry that too many people have access to sensitive data.

Others who administer the courses find the assessment technology has ‘glitches’ or is not completely fit for purpose, in some cases having been developed without understanding the learner experience or the needs of those giving feedback or marking.

Another issue, related to student profile (see ‘Course size and student profile’ above), is the availability and type of technology and internet access for students in other parts of the world. The prevalence of mobile devices and relative lack of desktop computers makes online learning that is not optimised for small screens difficult – sometimes impossible – to use. Similarly, unreliable and slow connection speeds can hamper the ability of students in remote areas or who need to work in the field from accessing their courses.

A proliferation of different online systems across the University of London and colleges, many of which are not interoperable, creates a drain on resource, time and personnel. In some cases, it can also create a dangerous reliance on the individual(s) who built the systems. In one college, there is only one person who can maintain a complex, homemade assessment management system. If he or she is absent for any reason, there is no safety net.

Attitudes – Some staff members witness a lingering attitude in departments or colleges that DL is considered a lower priority or less worthy than traditional on-campus learning, which leads to under-resourcing as well as low morale.

Other attitude problems are apparent with colleagues who remain sceptical about the value of online learning more generally. This can also drain morale and continually undermine attempts to expand online offerings and to innovate.

Further opportunities and recommendations

‘Opportunities’ here refers to the views of those working in DL, as well as the cross-college commonalities and possible ways forward that we identified. Some of this takes the form of observation together with some suggestions and recommendations for change.

Institutional communication and sharing – The BLE is a solid start to sharing practice and resources. Similar initiatives could be established with the aim of building up assessment design skills across programmes and institutions. The expertise displayed by staff running innovative courses, as seen in Approach Three, could become the basis for hands-on practical workshops on formative assessment design, which could take as their guide *The Assessment Toolkit* (see below).

Other DL courses may be using innovative practice in BLE institutions, but these were not apparent in our investigations. A job role that includes developing a clear overview of DL across the consortium would provide the foundation for dissemination and sharing.

Skills, support and training – Support and training in courseware and online learning for both staff and participants (students) are frequently afterthoughts to any kind of online learning in any sector. They are the factors most often under-planned and under-resourced, but which causes so many problems for the success of programmes. One benefit to centralising key systems is the ability to centralise training on that system.

One of the more significant developments in relation to supporting students in online learning is coming from UoLIA, who are adopting an approach to surround courses with dedicated student support teams. This has the benefit of providing a reliable first point of contact for any problem a student is facing, performing triage and then finding the right mechanism to get the specific support needed. This avoids the common problem of students barraging their tutors with technical problems and questions about extraneous issues such as exam policies, etc., leaving the tutors to concentrate on teaching.

One idea, to address the need for more general skills associated with learning online, is to expand on RVC's pre-study, orientation-style mini-MOOCs for prospective students to give them time to become acquainted with the specific technologies used in the full course. These can also address library use, academic writing and a wide range of other skills that students will need before they start the course. Postgraduates require many of these same skills and, particularly, need to familiarise themselves with the culture and workings of the institution they are entering.

Similar attention should be paid to training and supporting staff in all areas of online learning: courseware technology, learning technologies and media (i.e. video), online tutoring and facilitation, and assessment design.

One thing to keep in mind is that training and support are not the same thing. Training is proactive: it involves defining lessons and actions that build towards a particular goal (i.e. learning how to use the online system). Support is reactive: it steps in to address questions, problems or needs expressed by the user. Training is a visible provision, while support, with its ad hoc nature, is not so visible. Unless participants complain about not getting support, the deficiency can go unnoticed.

Assessment and activity design — Certainly an overhaul of existing courses to update the assessment and activity design is a labour-intensive and time-consuming job. However, with the relaxing of strict exam regulations announced by the University of London earlier this year, we recommend that colleges undertake a review of assessment in their DL courses with a view towards increasing formative assessment and student interaction. This is already happening in some of the colleges and should be extended across the board.

Many new opportunities are opened up by the change in assessment policy, but caution is also required in order to avoid overwhelming students and tutors with a raft of exciting, new but unnecessary assessment activities that mainly serve to increase workload. Rather than adding more formative assessments into an already rigorous course, it is better to replace work done one way with work done another. Scaffolded assignments are a good way to shift existing appropriate workload towards sensible deadlines and timely support and intervention.

Where there is already high quality feedback using traditional methods, a shift to electronic delivery should not erode quality, but this would need to be monitored and supported while staff become accustomed to change.

UoLIA and some colleges are planning for or already bringing in progress tracking, and there is discussion underway about introducing peer assessment.

Generic activity templates for various types of formative assessment, complete with mapping to learning objectives, could be developed for use and reuse across the BLE. These would save time and provide guidance for course developers and tutors. As a starting point for this, the *Assessment Toolkit* detailed below has a table illustrating a mapping of different assignments against learning objects.

The Assessment Toolkit – A significant piece of work that should have wide application across the University of London was published in 2015. *The Assessment Toolkit*, co-authored by Claire Gordon, Jane Hughes and Colleen McKenna for the University, was designed to support the review and redesign of existing courses as well as the development of new ones for ULIP. The toolkit does not preference particular assessment methods and offers a thought-provoking tool for reflection.

The toolkit is built on the principles that assessment should be valid, reliable, fair and inclusive. The first table provides a comprehensive breakdown of how assessment tasks might fit learning outcomes in courses. Sections on assessment design that reduces misconduct are helpful.

Use of a range of assessment methods is then detailed. This includes: bibliographies, blogs, computer-based assessments, essays, MCQs, oral presentations, policy papers, portfolios, posters, short answer questions and other online assessment activities.

When looking into combining assessment methods, many factors such as accessibility, scalability and range of feedback formats are considered and a useful mapping exercise is set out. The Masters in Global Diplomacy, SOAS, is used as a case study for this.

Marking and feedback are reviewed in detail and questions are offered to allow reflection on the approaches that course designers might use. The appendices offer a comprehensive list of other similar resources.

Our recommendation is that this resource should be considered essential reading, and efforts should be made to support staff in using the guide to improve the formative assessment in their DL courses.

Development cost and resource – Shared practice can reduce costs and resources. In addition to utilising the templates in the *Assessment Toolkit*, the BLE could provide a central bank or library of activity designs, technology, video clips and other plans, tools and materials, which can prevent the ubiquitous problem of ‘reinventing the wheel’ for every new course or module. Commonalities of the virtual learning environment (VLE) platform across institutions can reduce the workload on support staff and shared resources. Content, module plans and instructional design tools (i.e. learning objective maps) that build on the Toolkit exemplars can save course director and tutor time through duplication in development.

UoLIA’s Track C framework and assessment mapping tools also appear to offer a productive way forward for new courses, whereas existing courses could benefit from ad hoc sharing and combining efforts as discussed above.

Implementing sensible systems for online delivery and management of summative assessment could ease the workload for staff who are currently burdened by this problem. That, in turn, could free up time to work at increasing formative assessment.

Candidate authenticity and identity — Ways to combat fraud and cheating are being researched within the institutions, and if there isn't one already, it would be worth putting together a task force to explore the latest tools and services for assessment, building on the suggestions in the Toolkit.

This problem has, in the past, been a legitimate obstacle for wholesale adoption of online assessment, but that is no longer the case: a number of companies have stepped into the void to provide validation services and administer safe exams online (such as ProctorExam, Software Secure and Assessment Systems for Good Measure, etc.). Whether or not the University of London and/or BLE institutions wish to buy in a service, they need to understand new opportunities to administer secure assessments.

Course size and student profile — According to respondents, there is some indication that DL student enrolments are up in BLE member institutions. With this positive development, it will be important to prepare for scaling courses for greater numbers and accommodating the variation in student populations. Lessons may be learned from the experience of running MOOCs (see below), and some solutions to problems with technology may be addressed by using more ubiquitous online systems. Moreover, assessments can be designed and modified to fit the needs of the students.

Student needs can be monitored through requesting frequent feedback that targets particular issues and by implementing technical data collection and analysis tools within the courseware (i.e. page views, statistics).

Technology and access — Technology design should be user-focused, with design and testing performed in collaboration with representatives of all user groups: students, tutors, markers, admin staff, etc.. Some institutions are using online forums to provide a platform for the student voice, which is a good step forward. The tension between standardisation and individual needs is ever-present and seems to make compromise a constant. However, there may be times when the apparent drivers for needs are more about tradition or arcane policy than about true necessity. In (re-)designing systems, it is worth getting to the root of anything that surfaces as a conflicting need to see whether

- it is really driven by absolute necessity
- it can't be accomplished by a completely new approach
- another college or department has solved a similar problem

If there is effective technology available that is underused (i.e. GradeMark, audio feedback, web conferencing, etc.), efforts could be made to encourage use through workshops and one-to-one advice sessions.

In the case of multiple systems for assessment and marking, simplification and standardisation, wherever possible, would increase efficiency, save costs and decrease demands on staff. Training and support materials and regimes can then be centralised and shared across the University. Greater capacity for support and maintenance is ensured, by increasing the number of staff (or external support communities) who understand the system, and this in turn enables colleges to avoid being left paralysed by the loss of a single staff member.

We recommend that development or buying-in of individualised technology with limited application be phased out except in very specialised circumstances.

Attitudes – There is no absolute solution to the problem of poor attitudes to online or distance learning. In either case, the fight tends to be against a retrenched conservatism rather than a specific foe that can be attacked head on. There are only three approaches that seem to have any effect, and – ideally – they will be employed simultaneously:

- tireless ‘hearts and minds’ campaigns that continually show off good practice, good results and high standards;
- buy-in from people in high places who can lend their power, authority and standing to the work;
- attrition: the world is moving more towards remote and online learning. Those who object will increasingly be out-voted, converted or retired.

MOOCs – MOOCs can be the agents of change (whether embraced with eagerness or dragged to with reluctance) for more traditional DL programmes. The SOAS/UoLIA course outlined by Lee and Rofe (2016) shows that MOOCs have the capacity to provide a testing ground for innovation. If interactivity and peer feedback can work with massive student numbers, they can work in a typical DL course.

One word of caution, however: when a MOOC is used as a taster or marketing tool to increase enrolment in a full course, the student experience in that MOOC will affect the expectations of students who go on to take the full DL course. Any innovations introduced to make the MOOC engaging, such as variety in formative assessment, will be accepted by the students as a true reflection of the full course to come. To retain student satisfaction, the full course will need to carry through the experience of the MOOC.

Conclusion

In this report, we have frequently moved beyond a strict adherence to the topic of assessment to include wider issues of DL and even online learning more generally. This is because assessment, when approached effectively, is intricately entwined with other aspects of learning: assessment is itself an aspect of learning. Moreover, the issues and opportunities we identified and explored through the filter of assessment and technology are common to the wider picture of online learning. *Assessment for learning* is part and parcel of *design for learning*.

While we don’t claim to have silver bullets to address the issues or solve the problems identified by BLE DL staff, we hope that this report and the opportunities we suggest may provide an objective viewpoint that shows up common ground between institutions, affirms individual perceptions and experiences and provides some new ways of looking at assessment in distance learning.

References and supporting documents

ARG (1999). *Assessment for Learning: Beyond the Black Box*. University of Cambridge School of Education.

Gibbs, G. and Simpson, C. (2005). Conditions Under Which Assessment Supports Students' Learning. *Learning and Teaching in Higher Education*, 1: 3–31

Gordon, C., Hughes, J. and McKenna, C. (2015). *Assessment Toolkit*. University of London International Programmes. Available:
http://www.londoninternational.ac.uk/sites/default/files/governance/ltas22/ltas22-2_assessment_toolkit-2015_interactive.pdf

Lee, Y. and Rofe, J. S. (2016). Paragogy and flipped assessment: experience of designing and running a MOOC on research methods. *Open Learning: The Journal of Open, Distance and e-Learning*, 31: 116–129

Ramsden, P. (1992). *Learning to Teach in Higher Education*. Routledge/Falmer, London and New York

Weitz, N. (2014). Digital Learning: the importance of training and support. *Architela Blog*. Available:
<https://architelablog.wordpress.com/2014/05/08/digital-learning-the-importance-of-training-and-support/>

Yuan, L. and Powell, S. (2013). MOOCs and Open Education: Implications for Higher Education. JISC CETIS. Available:
<http://publications.cetis.org.uk/2013/667>

SECTION 2

Case Studies —

Alternative Tasks and Formats

Chapter 4: Blogging and Social Media for Formative Assessment in Marketing and PR Modules

Deborah Grange¹³

Wendy Hein¹⁴

Summary

These modules develop formative assessment practices that facilitate critical and transformative learning. In particular, this approach focuses on students using their own experiences as case studies, which are then analysed via academic theories and frameworks.

Implementation

This case study considers assessment practices across two modules taught in Birkbeck's Department of Management.

Blogging in a marketing module

Students are asked to keep a blog on a topic related to their own consumer behaviour for formative assessment. Past examples include Korean pop music and the iPhone. In a series of blog posts, they associate the various theories to their practice. The academic then discusses the blog entries during seminars as live case studies. Students themselves also choose specific blog posts and then analyse and evaluate them with reference to the research literature.

In a separate formative assessment, students select a behaviour that they would like to change over the course of a month. For example, some students choose to stop smoking; others decide to follow a fitness programme, etc. They blog about their progress (or lack of) on this endeavour, referencing the academic literature, including theories of behavioural change. This personal experience of systematically effecting change equips students with a direct and nuanced appreciation of the challenges of marketing.

The blogging software used was either Blogger or Wordpress, both of which are free.

Social media in a public relations module

Part of the assessment requires each student to choose a company as a case study to follow over a nine-week period. Students are encouraged to set up Google Alerts to keep abreast with any news on the company and to engage with both online and offline resources. Again, this is an example of the use of technology to provide students with original research and live case studies. Students are advised to choose the case study carefully because some students have later gained employment with the company they have chosen for this assessment.

13 Case study author: Deborah Grange, Senior Learning Development Tutor (TEL), Centre for Transformative Practice in Learning and Teaching, Birkbeck, University of London.

14 Project lead: Wendy Hein, Lecturer, Department of Management, Birkbeck, University of London.

Benefits and Challenges

Not all students kept blogs, as they were not formally assessed. It worked very well for those students who did choose to keep a blog. Indeed, a few students have now entered careers as bloggers.

Take-Aways

Students are advised that using blogs for formative assessment tends to work better for class numbers of 70 or less. A later cohort had over 100 students which means that blogs are kept by groups rather than individuals and it is possible that interest may decline.

Chapter 5: Blogging for Summative Assessment in Postgraduate Education

Tim Neumann¹⁵

Summary

Blogging is widely regarded as a useful tool for reflection, articulation of ideas and learning from peers – activities that support the formation of knowledge. Hence, blogging is often used in the formative stage of a module. Entries normally address curriculum topics for a particular week, so peer or tutor feedback works best with quick response times, before the curriculum journey moves on to new topics.

Such a body of writing of course only develops with regular and consistent engagement. While engagement can be enforced by making a blogging activity mandatory, students would be better motivated if they received a more tangible return for their efforts. High quality formative feedback would provide such return, but at the cost of a heavier tutor workload. Embedding the blogging activity into the summative module assessment would provide an alternative motivation without overloading tutors.

Over the course of a module, students can accumulate a significant body of writing in their blogs, though this writing may be too raw and unfocused for summative purposes. Nevertheless, it can act as valuable evidence for a student's learning journey, which can be moulded into a piece of writing more suitable for summative purposes.

This case study reports on how a blogging activity can be used to accumulate evidence for the purposes of summative assessment by getting students to blog regularly and use their writing to critically self-assess their learning progress.

Implementation

The activity runs in a fully online MA module on Education and Technology with annual cohorts of between 30 and 60 students. Students are asked to post regular blog entries in response to weekly prompts that are linked to each week's curriculum topic. Students have the choice to post their entries either in private journals that are only visible to them and the module tutors, or they can post to class blogs, which are visible to all module participants, who can then comment. While the private journal loses the peer feedback element, it provides students with an option to record their thoughts privately, which is sometimes appropriate for a variety of reasons.

Technically, Campus Pack, which is an embedded component of the UCL Moodle installation, was used for both the private and the class-wide blog. Compared to other blog systems, Campus Pack features fewer design options and functions, but as the focus of the blog entries was the actual writing, Campus Pack was found to be very suitable.

Module tutors do not formally monitor any blog entries, but can do so if they wish and find time. For the summative submission, students do not directly submit their complete set of contributions, but a

¹⁵ Case study author and project lead: Tim Neumann, Learning Technologies Lead, UCL Knowledge Lab, UCL Institute of Education.

1,000-word reflection of their learning journey within the module, with the requirement to use excerpts from their blog entries and, if relevant, discussion forum posts. This means that students must construct an academic argument using their own contributions as evidence.

The 1,000-word reflection counts 20% towards the overall module grade. Students submit a draft at the end of the module's teaching phase and get formative comments on their writing before the final summative submission. The blog itself is not marked directly.

Evaluation

This activity has run for over five years, and is not evaluated separately beyond the standard evaluation mechanisms, such as end-of-module questionnaires and participation monitoring via the blog's usage statistics.

The reflection submissions themselves often contain comments about the usefulness of this activity, as it helps students realise and articulate how their understanding has developed over the module period of ten weeks.

Statistics show that the private blog option is roughly twice as popular as the more open class blog. Unsurprisingly, the class blog produces more comments, although with a post-to-comment ratio of 3:1, the class blog does not create a high level of genuine discussion.

While weekly blog posts were originally declared as mandatory and required to pass the module, the statistics have shown that only seven in ten students produced or exceeded the required minimum number of blog posts. The mandatory status was therefore adjusted mid-module. However, as it is in the students' interest to write blog entries in order to be able to complete the summative reflection piece, every student has contributed something to the blog.

The average number of views per public blog entry was just above 23, which suggests that the entries were read by a number of students, so at least a passive idea exchange appears to take place.

Benefits and Challenges

Tutor feedback on every individual blog post would be difficult to evaluate. Therefore, in this activity, the tutor only comments on the final drafts of a reflection piece constructed with evidence from blog entries, followed by summative marking of a final submission. Consequently, this activity can run with a higher number of students, while retaining the benefits of blog posting in terms of regular articulation of developing knowledge and the exchange of ideas.

By using blog posts as evidence, students learn how to work with text as data, and they develop their academic writing skills by creating arguments. Students tend to choose a theme around which they organise their reflections, and the final submissions are as much documents of a knowledge development process as investigations of a curriculum topic, in particular as students are also encouraged to supplement their own observations with existing literature.

The activity is not without challenges though. Even though weekly blog entries are mandatory and excerpts from the posts are supposed to be part of the summative assessment, students need prompting beyond the pre-prepared weekly instructions. Many students still fall behind or simply do not complete the required number of posts, which tends to have direct consequences on their marks, as they only have a limited amount of data to work with. The conscientious students who post regularly on the other hand are aware that their weekly posts are already contributions to the overall module assessment, and they tend to achieve much better results.

The separation between a private and a class-wide blog is artificial. It would be desirable to just have a single blog that allowed students to set the viewing permissions for each post individually. Blogging platforms such as Wordpress have this functionality; however, a dedicated advantage of Campus Pack is its deep integration in the virtual learning environment, so students do not need to switch platforms.

Take-Aways

It is important to use the right tool for this activity. A limited functionality is beneficial in this case, as this reduces potential distractions; however, a setting to control visibility for each post would be highly desirable.

Access to the blog needs to be as easy as possible. It is already a challenge to encourage students to contribute on a weekly basis, and any technical barrier, such as switching platforms or even having to log on elsewhere, would exacerbate this issue.

A mandatory requirement for the weekly blog post is a must, although tutors should be prepared for concessions to prevent outright failure based on not keeping up. While this activity has some embedded incentives, including preparing elements for the summative assessment during the taught phase of the module, these are not enough to ensure regular contributions. Tutors must remind students of the importance of regular contributions throughout.

Splitting up final module assessment into multiple components can be a challenge, but as students produce a coherent piece of academic writing, the standard grading criteria that are used for similar pieces of writing (e.g. essays) can be applied. If assessment is based on contributions other than longer pieces of writing, grading criteria need to be considered.

Chapter 6: Using Journals In the SOAS International Human Rights Clinic

Lynn Welchman¹⁶

Summary

Clinical legal education (CLE) is based on ‘learning-by-doing’ and praxis: reflection on what students are doing, and what and how they are learning is a critical part of CLE methodology. After two years of structuring reflection into class time and in the preparation of students’ Project Portfolios, I introduced the ‘Project Diary’ as an annex to the Portfolio. The aim of this was to provide an additional, regular route for written reflection during the course of the project work; and to supplement regular oral Project Rounds in the Clinic plenary and discussions in our team meetings. Originally, it was prepared and submitted by the students as a Word document, but in the last four Clinics we have used the Campus Pack Journal facility in Moodle (supplied by Learning Objects). The Diary will be formally assessed from 2017/18.

Implementation

Project Diaries are set up by the SOAS e-learning department, who create a Project Diary for each student in the project teams to which they have been assigned. The team work on a research and advocacy project with a human rights non-governmental organisation; I usually have five or six project teams working with different external partners in each Clinic. The Diaries are set up as soon as I have assigned the students to their teams (in early October), and they remain live until the Project Portfolios are submitted (in mid-February). I explain the learning purpose of the Diary and the place of reflection in CLE praxis, and encourage students to start making entries immediately and, as far as possible, regularly. Students cannot see each other’s Diary posts.

The Project Diary of each student is annexed to the Project Portfolio submitted by each student for assessment (at 40% of the course mark). The Diary is read by markers (along with the completed project document and a self-evaluation statement from the end of the first term) as an annex to the Portfolio.

Evaluation

Inevitably, some students make more frequent use of the Diary than others, and from 2017/18 I will be formally assessing the Project Diary at 10% of the student’s course mark, within the new postgraduate Credit Framework that SOAS is implementing from 2017/18.

¹⁶ Case study author and project lead: Lynn Welchman, Convenor, International Human Rights Clinic, School of Law, SOAS, University of London.

Benefits and Challenges

Benefits

- As supervisor of the different projects, as well as convenor of the Clinic, I am able to keep track of progress on the project in each team and with each individual team member in between my regular team meetings and the Project Rounds in class.
- I ask the students to log the approximate time spent on different tasks associated with the project, including team meetings and exchanges with the project partner, challenges faced, legal developments, their research activities and challenges. This is a good practice and skills-building for the students, as well as a useful way for me to feed in ideas, sources etc. on the project work.
- I am able to pick up on any tensions developing in the team or the project more generally; while the latter might be voiced in Project Rounds, the former are not, and the Diary provides a route for the individual student to flag issues to me that they might not be comfortable voicing in a meeting, but that might be affecting their learning experience.
- Some of the Diaries become quite engaged as the intensity of teamwork and confidence in the Clinic setting builds; students get used to the idea of writing Diary entries and reflection on the learning process gains its own momentum.

Challenges

I try to read each Diary every fortnight; it should probably be once a week, but student numbers (24 in the last Clinic) make this a challenge. Engaging in a conversation with each student (by responding to their Diary entries) about how they are reflecting on the progress of their project and their learning experience, and the challenges they are encountering, is quite an intensive process.

Take-Aways

My experience suggests it is useful to have the journal formally assessed, but as the next academic year (2017–18) will be the first time I do this, I do not yet know whether and how it will change content.

This form of assessment is quite demanding for the academic supervisor.

Chapter 7: Running a Group Assessment in Mahara

Mira Vogel¹⁷

Summary

*Mahara*¹⁸ is an e-portfolio platform with an educational focus. With support, Mahara works as a flexible, multimodal platform for group assessment. As a multimedia-enabled platform for student work, it is particularly valuable where there is need for a level playing field. It is important to be clear up front that students are conscious of the education-specific nature of Mahara and may well raise *Wordpress*,¹⁹ with its huge global usage, as a better platform in employability terms. However, if you do not have an institutional Wordpress installation, Mahara serves well.

Groups of students were required to produce digital exhibitions for assessment. The exhibitions needed to include a range of different audio-visual and social media, and students needed to be able to control how these were organised and encountered by their viewers. Staff needed to get students into groups with minimal fuss and confusion, apply a deadline fairly and give access to assessors.

Implementation

The pioneering department's teaching committee made a decision about platforms. After looking at a comparison of different possibilities (<https://goo.gl/m0etXI>), they chose Mahara because it was flexible and would be supported by a responsive team with an educational remit.

There are a few things to flag up about using Mahara for group work:

Support students to work as a group — Unlike a wiki, Mahara can only give very patchy information about who did what in a group. If you want students to cooperate and influence each other rather than simply dividing the work into individual territories, you will need to explicitly guide them to do this. Mahara's *Page Comments* are one way that students can influence without directly editing each other's work. The *Group Forum* (which needs to be set up by an *Administrator*) is a possible site for a group to externalise decision-making, although third-party platforms dedicated to consensus building, such as *Loomio*,²⁰ may work better.

Choose the best time to induct students — Do this hands on and in groups, and not too early so they have an idea of what they would like to do and are ready to make and enact some decisions together. We provided an online worksheet which was easy to navigate out of order, and encouraged the students to start on their projects rather than slavishly working through the exercises. A couple of experienced Mahara users were on hand to answer questions.

¹⁷ Case study author and project lead: Mira Vogel, Digital Education Advisor, UCL.

¹⁸ <https://mahara.org/>

¹⁹ <https://wordpress.org/>

²⁰ <https://www.loomio.org/>

Get students into groups on Mahara in advance — This saves precious time and avoids disorientation. Where there are many groups, a Mahara administrator can do this with three separate CSV uploads: the first establishes students and colleagues as users (if they have never logged in previously); the second establishes the groups; the third populates those groups with those users in their respective roles. See <https://wiki.ucl.ac.uk/x/3YCKAw> for guidance.

Give all students the same Group role – Member is probably best — Originally the Group ‘About’ page seemed a logical choice of home page since this is the landing page when you click a link to the *Group*. However, in order to edit that ‘About’ page, *Group Members* need to have a *Group Administrator* role – but this in turn creates hassle since *Administrators* retain editing rights after the deadline. It is far better for students to have a *Member* role, and giving them all the same role is more equitable.

Keep two members of staff as Administrators in the Group — Groups need at least one *Administrator*, and two is safest. Be aware that the presence of staff may inhibit students from drafting and experimenting there, unless steps are taken to reassure them and set out expectations.

Let students know how they can contribute work — Students can contribute to a group in two contexts. They can either work within the *Group* context, in which case the work becomes editable by all other *Members*; or they can *Share* work created within their own *Portfolio*. Assuming they have made this copiable, this latter way allows them to retain their original while also allowing the *Group* to work on the copy. However, the former way is more usual, because it is more obvious.

Applying a deadline — Assuming students have a *Member* role, then in the Group’s *Settings* a *Group Administrator* can set the *Editability* to the required deadline.

Making an assessor-friendly space — *Group Members* gather all *Pages* into one *Collection*. The *Collection* allows a *Navigation* block (menu of pages) to be generated, and this can be placed on each *Page* in the *Collection*. *Collections* also allow *Members* to share all the *Pages* at once, which is another way to give access to others. The first *Page* of any *Collection* is the landing page for that *Collection*, and students should be supported to make that effective as an orientating, inviting first impression.

Make sure that assessors can easily find the work — The failsafe way is for a *Group Administrator* to add the assessors to the groups whose work they are assessing. Mahara does not let groups submit work for assessment – only individuals can do that – so an alternative approach is needed. If the assessors are not added to the groups, then permissions management is required (because students and staff are usually reluctant to make pages public before assessment). This requires students to follow a further set of instructions and staff to check to make sure they have followed these correctly. So you can see why, if assessors are part of the *Group*, things become much easier.

We have guidance on all the above aspects in our *Guides for Particular Modules* section of our *MyPortfolio Resource Centre* released under a Creative Commons Attribution Share-Alike licence: <https://wiki.ucl.ac.uk/x/DwXxAQ>.

Evaluation

We have evaluated this use of MyPortfolio in two contexts using questionnaires and focus groups, observation during induction, and opportunistically asking students.

Benefits and Challenges

Mahara is a highly flexible environment – staff are often delighted with what students produce there and award high marks. Students with less technical experience appreciate Mahara.

However, students were split on whether or not Mahara allowed them to present their materials as they wished, and tended to disagree over whether Mahara allowed them to express themselves more meaningfully than in an essay (unsurprising since these students had gained admittance to their course of study on the strength of their essays). To address this we would recommend making your best case to students for multimodal work. On the technical front we would recommend stripping down the theme to as close to a blank canvas as possible, and ensuring that students are inducted to the full range of possibilities in Mahara and have a range of examples to refer to.

Mahara is not widely used outside education, and you need to be prepared to justify its use to students. It is also felt to be quite constraining for technically advanced students, so be clear about the assessment criteria and emphasise the importance of a level playing field for a fair assessment. If you want to reward technical acumen, allow students to depart from Mahara. You may need to repeat these justifications for the duration of the projects.

Out of the box, Mahara is not primarily a collaborative environment, although it is an effective cooperative one. In other words, students can contribute their bit, discuss in a forum and comment on each element, but Mahara does not store versions for comparison, nor does it record contributions in a fine-grained way. So if you want to find out more about who contributed and influenced the work, you will need to rely on students' own accounts of what they did.

Students were more likely to resolve their Mahara difficulties on their own or by asking fellow students, rather than with staff guidance. Because (left to themselves) only a small number of students in each group did the Mahara work, and this tended to be last minute, we expect this caused frustration and anxiety. To alleviate this, we recommend offering drop-in sessions in the run-up to the deadline and/or assessing draft work.

Take-Aways

Do induct students, ideally in person and in their groups, and ideally once they have begun to think about how to present their work. Do be available to support them in the run-up to the deadline. Do explain and repeat why you decided they should work in Mahara. Do make a range of examples of successful work available, and point students to a Mahara features demo (making one yourself will get you acquainted with Mahara). Please do make use of our guidance at <https://wiki.ucl.ac.uk/x/DwXxAQ>.

Chapter 8: Assessing Veterinary Students Using Posters and Online Lectures

Sonya Powney²¹

Nick Short²²

Summary

The eMedia Unit is responsible for delivering the 'Digital Literacy for Vets' module as part of the Masters in Veterinary Medicine (MVetMed) programme provided for graduate vets undertaking further training at the Royal Veterinary College. The course was developed to provide an overview of a wide range of new technologies, which could prove of value to vets in practice and academia.

An authentic assessment method was sought to enable the students to put into practice the new skills learnt during the course.

Implementation

The course consists of eight face-to-face practical workshops, including the following topics:

- How to create high quality digital images
- Working with digital video and audio
- Using PowerPoint to create effective posters and presentations
- Creating e-lectures and e-cases

Students were asked to demonstrate these techniques by creating a scientific poster and an online lecture. Technical support and guidance was available during the scheduled sessions, and individual drop-in sessions were also offered.

Assessment in 2014–15 and 2015–16

- Production of a scientific poster of clinical or research work. The poster will be marked on the basis of presentation, design and impact, but not on scientific content (50%).
- Creation of a 10-minute e-lecture with narration and slide set on a clinical topic for use by undergraduate students (50%).

Poster assessment criteria

Based on the poster award criteria from the International Association for Medical Education (AMEE):

- Attraction: Does it attract the viewer's attention and is it visually appealing?
- Design: Is it well presented and laid out to best display content?
- Language: How well is the information presented?
- Illustration: Are graphics, diagrams and images used effectively?
- Message: How effective is the poster in projecting information and key conclusions?

21 Case study author: Sonya Powney, Learning Resources Developer, eMedia Unit, Royal Veterinary College, University of London.

22 Project lead: Nick Short, Head of eMedia Unit, Royal Veterinary College, University of London.

Evaluation

Unfortunately, student participation in the formal student evaluation process was low and no feedback was received regarding the method of assessment. However, the quality of the student work was very high, and all the students who took part passed the module.

Benefits and Challenges

Benefits

Posters and e-lectures provided an authentic assessment method, and encouraged students to reinforce their new knowledge in a practical way, hopefully better equipping them for the real world.

Challenges

The students came across some technical problems with the e-lecture recordings. Students were offered a choice of technologies, but they were unsure what to choose – in hindsight it might have been better to offer a clear recommendation (with alternatives available if required).

It was very challenging to be objective when marking the poster and the e-lecture. The criteria for the poster helped with this to some extent.

Take-Aways

It is common knowledge that assessment drives learning. If practical real-world skills are assessed, students are more likely to engage and practise these skills, and, most importantly, will be better equipped for the workplace.

This form of assessment helped students to embed the technical skills they had learnt. It also offered an opportunity for the course tutors to provide detailed feedback.

Chapter 9: Formative Assessment for Postgraduate Academic Skills Development in Arts

Leo Havemann²³

Summary

Step Up to Postgraduate Study in Arts is a taught, blended module designed to support students at the point of transition into postgraduate study (i.e. Master's/level 7) across the various disciplines of Arts offered at Birkbeck. The module grew out of a *Changing the Learning Landscape*²⁴ (CLL) project in 2012/13, in which the Birkbeck project team²⁵ worked with CLL consultants²⁶ to develop a flexible, blended learning design approach suitable for Birkbeck students. Once this was developed, the next phase was the creation of a pilot module.²⁷

Previously, academic skills training for potential or accepted postgraduates had been identified as a gap in provision, and also a potential route to support student retention. While acceptance on a postgraduate programme might be taken as an assurance of graduate-level academic capabilities, in practice many incoming Birkbeck postgraduates are returning to study after long breaks, and often will face significant work and family commitments. We asked programme leaders from the School of Arts to identify key academic capabilities that could be developed via a pre-sessional module. This wishlist evolved into the following learning units:

1. Critical thinking
2. Plagiarism, referencing and bibliography
3. Resources for research
4. Seminar skills
5. The language of academic English
6. Planning and structuring essays

In terms of the mode of study, while the majority of the module is housed in Moodle, there are opening and closing face-to-face meetings which students are encouraged to attend. Participation in these meetings, as in all aspects of the module, is opt-in. Because *Step Up* is non-credit bearing, all assessment in the module is formative, although the final assessment tasks of each unit are graded.

23 Leo Havemann, Learning Technologist, IT Services, Birkbeck.

24 Leadership Foundation for Higher Education, *Changing the Learning Landscape*, <https://www.lfhe.ac.uk/en/research-resources/resource-hub/cll/>.

25 The original project team who worked with the CLL consultants comprised: Joana Barros, Lecturer in Geographic Information Science and former TEL Champion; Joanne Leal, Senior Lecturer in Cultures and Languages and Assistant Dean for Learning and Teaching, School of Arts; Liz Johnston Drew, Flexible Learning Tutor, School of Arts; Vincent Tong, former TEL Champion; Leo Havemann, Learning Technologist, IT Services.

26 The consultants were Alison Le Cornu and Amanda Jefferies.

27 The project team developed the pilot module, with additional content on academic English provided by Fleur Rothschild, Learning Development Tutor, School of Arts.

Implementation

Step Up utilises a blended, flexible approach in which the majority of the learning is self-paced and online. The six units in the online module space follow a consistent structure that opens with an introductory video and self-assessment quiz followed by a series of related learning materials. Each set of learning resources and activities is organised in progressive steps. These comprise readings, multimedia content, exercises, reflective writing, and tips for further learning. Finally, there is a marked assessment task.

From a student's perspective, much of the work of the module consists of formative assessment. The initial engagement with each unit is a self-assessment quiz which must be completed in order to 'unlock' the learning materials. The purpose of this self-evaluation is to enable students to assess their own knowledge and therefore plan their own journey through the units and assessments, prioritising the aspects they feel will be most helpful. Some of the activities in the learning materials are self-marking exercises, or consist of a reflection that will be responded to by a tutor (but not marked). The final assessment task in each unit is graded by a tutor who also provides individualised feedback.

While almost all of the assessment and feedback in the module is technology-supported, one assessment in particular attempts to activate the transformative potential of a specific learning technology: Turnitin. Turnitin is used throughout the module, and throughout the programmes students will go on to study, but the nature of its use and functioning is typically in the background of academic activity. Students often do not have access to view their similarity reports, or place too much significance on the similarity percentage, so we felt they could benefit from a guided introduction to the similarity reporting function.

The Turnitin-focused assessment closes the 'plagiarism, referencing and bibliography' unit and aims to surface and address academic writing expectations and anxieties. In this task, students are asked to write two summaries of an extract of a journal article. One summary should be deliberately plagiarised, and the other should avoid plagiarism. Both of these summaries are submitted via Turnitin and students are given access to both similarity reports. Contextual feedback is provided on each version using the Turnitin Feedback Studio environment (formerly, GradeMark), pointing out any errors or issues, and highlighting good practice. Overall feedback that considers how well they have addressed the task is also provided. Students are then asked to add a reflective post in their journals discussing their experience of completing the assessment. In this way, students are invited to explore the differences between similarity and plagiarism, and the nature of intentional and unintentional plagiarism.

During this assessment activity, students observe that while Turnitin's similarity reporting function can find matches to other known sources, it cannot draw conclusions about which of these matches are 'significant' in terms of plagiarism. It becomes evident that legitimate reuses of text can become part of the 'noise' that Turnitin reports generate, and also that it is possible to plagiarise an original source without generating any matches in Turnitin, simply by paraphrasing without citing. The core outcome of this exercise should therefore be an improved understanding of the importance of not reusing another author's ideas without acknowledgement, whether one quotes or paraphrases, as academic inquiry is a process of 'standing on the shoulders of giants'.

Benefits and Challenges

The benefits and challenges of *Step Up* relate more to the module as a whole than the assessments specifically. The module has now run each summer for four consecutive years and is being used as a template for similar projects. Student feedback has been overwhelmingly positive, indicating that the content has been pitched at an appropriate level and has acted as a confidence boost as well as an academic refresher course. This has been confirmed by tutors who report that *Step Up* 'graduates' are entering their MA programmes already 'up to speed', participating in seminars with greater confidence and skill.

The most significant challenge we face relates to the ongoing sustainability of the module. Both the original development phase and the subsequent delivery of the module have posed resourcing challenges. Although the online materials are reused from year to year, each instance of *Step Up* requires a significant commitment of staff time to moderate discussions, respond to reflections and mark the assessments, in addition to administration and the face-to-face events. As we prepare to run the module for the fifth time, we are increasingly seeing a need for revision and updating beyond maintenance and the smaller adjustments we have made from year to year.

Another challenge is student engagement. Although all accepted postgraduates in the school are offered a place on the module, a smaller subset decide to take it up, and within that group there is a wide variation between those who engage enthusiastically in all aspects, and those who might log in and have a look or only do the self-assessments. While it has always been our intention that students should choose how much of the module they wish to engage with, it is difficult to be sure if we are reaching the audience which would benefit most from this intervention.

Take-Aways

Step Up has demonstrated the effectiveness of technology-assisted assessment practices in a flexible, blended learning environment. Self-marking activities developed in Moodle were combined with the use of learning technologies and individualised feedback from a tutor to model academic expectations at postgraduate level, so as to help students to identify and address gaps in their prior knowledge.

More information on the flexible model and module are available as these were the focus of an innovative practice *conference workshop*.²⁸ The module has also been *recognised by Jisc as an exemplar project*²⁹ in the category of supporting students to study with digital technologies. The team were recipients of a Birkbeck Excellence in Teaching Award in 2016.

28 <http://eprints.bbk.ac.uk/8710>

29 <https://digitalstudent.jiscinvolve.org/wp/exemplars>

SECTION 3

Case Studies —

Students Feeding Back

Chapter 10: Peer Reviewing Summative Assignments

Sarah Sherman³⁰

Sarah Channon³¹

Summary

The first written assignment for veterinary medicine undergraduates in their first year causes much stress among the student body, as the stakes are high and, for many, this is their first experience of producing a piece of academic writing. For some students, the need for feedback and assistance with the assignment is especially great since they are used to getting extensive help – and in some instances coaching – at school. Unfortunately, since there are 200 students in the year group, it is simply not possible for students to receive the extensive one-to-one attention that they crave.

The lead tutor needed to find a consistent approach that would reduce the load on staff time. She identified a technical solution to allow students to provide peer feedback within a specified framework of criteria. Firstly, the process of marking assignments different to ones they had submitted themselves gave the students access to a new topic. Secondly, the process of delivering feedback to their peers provided the students with the experience of putting themselves in the position of the tutor, and hence developing a new understanding of how to interpret assessment criteria in order to write a good assignment.

Implementation

The ‘Workshop’ activity in Moodle provided an online space for students to upload their assignments while the tool was in ‘submission mode’. At a specified time, the tool changed to ‘assessment mode’, at which point no more submissions were accepted. Students were then manually (rather than automatically) allocated an assignment to review, so that they could be given a topic they had not chosen for their own essay. During the period of review, students completed a set of criteria statements which were added into the tool by the lead tutor. The statements mapped directly to the College’s common grading scheme. Once the feedback had been received, the students had a further week to submit their final version of the assignment. During this time, students were also able to submit a draft to Turnitin to generate a similarity report of their assessment. The peer review part of the assignment was not compulsory, but it was strongly expected.

30 Case study author: Sarah Sherman, Service Manager, Bloomsbury Learning Environment.

31 Project lead: Sarah Channon, Lecturer in Veterinary Anatomy, Royal Veterinary College, University of London.

Benefits and Challenges

Benefits

- The use of the tool enabled support for students that would otherwise not have been possible.
- It was straightforward to set up.
- ‘Workshop’ has configurable anonymity; in our case, removing anonymity allowed students to seek advice from each other.
- Academic staff can also monitor and comment on the peer review.
- The approach is helpful for students for whom English is their second language.
- It encourages students to reflect on their work and how it maps to the marking scheme.

Challenges

Challenges to the approach stemmed from the students’ attitudes. For example, there was some doubt as to whether the tutor could be bothered to help them. There was also a tendency for students to mistrust one another’s opinions and reviews, so training students is recommended. These issues should reduce once students get used to the approach.

Take-Aways

If using the Workshop Tool in Moodle, it is really important to ensure that the deadlines are emphasised to students; once the tool has advanced from the submission mode to assessment mode (or assessment to feedback mode), it cannot be reverted.

Chapter 11: Using WebPA for Summative Peer Assessment

Hannah Croall³²

Bradley Cobb³³

Charlotte Lawson³⁴

Alistair Spark³⁵

Summary

The Problem Disease Investigation module in the RVC's Biosciences Year 1 courses includes four weeks of group presentations; each week, the students peer-assess the other members of their group and these marks contribute to the overall summative marks for the module.

In the past, the peer marks have been collected on paper sheets. However, it was felt electronic submission would be more efficient.

Implementation

The Course Support Manager, the Course Director and the Module Leader met with the RVC eMedia team to explain their requirements and discuss systems that could be used to collect peer marks. The VLE Manager set up a pilot electronic marking form using WebPA – <http://webpa.ac.uk/>.

Accounts for all of the students were set up manually and students were emailed their login details manually.

For each of the four weeks being assessed, an assessment form was set up and students were sent a weekly email prompt when the relevant form went 'live'; students were then expected to log in and record a mark for every member of their group.

We manually checked for outstanding marks and email reminders were sent to the students whose marks were missing. A deadline for completion of marks was set, and students were informed from the outset of the module that any student who did not provide peer assessment for their group members would not receive the marks awarded by their peers (meaning that their overall mark for the module would be lower).

At the given deadline, we closed the mark forms and exported the peer marks. As peer marking was only one component of the whole module mark, we calculated an average mark for each student for each week; these marks were added to a separate spreadsheet used to collate the scores for all of the marked elements of the module.

32 Case study author: Hannah Croall, Sciences Course Support Manager, RVC, University of London.

33 Project team member: Bradley Cobb, Module Leader, RVC, University of London.

34 Project team member: Charlotte Lawson, Course Director, RVC, University of London.

35 Project team member: Alistair Spark, VLE Manager, RVC, University of London.

Benefits and Challenges

Using WebPA enabled us to collate peer marks in a more efficient and confidential manner than the previous paper-based system had allowed. As the marks were a component of the overall summative mark for the module, it was important that they were collected accurately and securely. Another benefit was that the process became paperless.

The students did not seem to encounter any issues using WebPA and the pilot went smoothly; we would be keen to use this system again in future years.

As this was just a pilot scheme, many processes were completed manually (student log-ins were set and disseminated, students were assigned to groups manually, and email reminders/prompts were sent manually). It could have been easier if some of these processes were automated; however, the process worked fine and considering we were using a free system the work involved was not overly onerous.

Chapter 12: Peer Feedback with Moodle Workshop

Mira Vogel³⁶

Summary

As part of a programme to support their application for Associate Fellowship of the Higher Education Academy, postgraduate teaching assistants undertake a peer feedback activity in three large groups. Each submits a case study of their own teaching practice, and provides feedback on three others, with reference to the UK Professional Standards Framework (PSF). The activity is feedback only, i.e. no numeric marks, and although non-compulsory, it is strongly encouraged.

Implementation

A Moodle Workshop was set up which gave a week to prepare the assessed work, and a week to give feedback on others' work. We used Moodle Workshop's Assessment Form to set three open questions which would scaffold the feedback by prompting reference to the UK PSF. Advance testing and evaluation of the first iteration gave us insights into what participants needed to know, to be reminded of, and how instructions would display to participants at each phase, and we prepared those accordingly. On the original submission we set attachments to zero (i.e. the submission would be typed/pasted into Moodle directly to streamline the review by allowing the feedback and original work to appear in the same window). We did not apply Moodle Groups to the Workshop activity since this would make the activity vulnerable to non-participation. We set the allocation to happen automatically, rather than to be done manually by a tutor. We ruled out non-submitting students from giving feedback on the basis that they were unlikely to participate. We were also very clear about who could see whose identity during the process (this is configurable using the Permissions for that instance of Moodle Workshop, and can be negotiated with students in advance).

A tutor for each group introduced the activity during an in-person session. Since the participants were new to the process, the lead tutor in each group took the important measure of writing themselves diary reminders to move the activity along. This helped with a number of actions: to remember to click Close to reveal feedback; to monitor the activity at key points; to provide signposting for participants (e.g. how to find their allocated case studies, or how to access the feedback they had been given by peers); to send out emails flagging the deadlines. It should be noted that the submission deadline is 'hard' for Moodle Workshop insofar as any lates need to be checked for and then manually allocated, which is time-consuming for the tutor, and potentially troublesome for any student who suddenly finds that they have an extra submission to assess which they had not planned for.

³⁶ Case study author and project lead: Mira Vogel, Digital Education Advisor, UCL.

Evaluation

Twenty-one participants completed a short questionnaire. The response rate was low, but there was clear approval for the activity. Eighteen reported their experience of *assessing* peers' work as Excellent or Good (with two further respondents reporting that it was Fine). Seventeen respondents reported their experience of *receiving* assessment as Excellent or Good (four as Fine).

Benefits and Challenges

Students said they appreciated:

Feedback on their work.

Insights about their own work from considering others' work.

Being able to edit their submission in advance of the deadline.

The improved instructions letting them know what to do, when and where.

Staff views haven't been formally evaluated, but from informal conversations we know that the group leaders appreciate Moodle taking on the grunt work of allocation. However, this depends on setting a hard deadline with no late submissions (otherwise staff have to keep checking for late submissions and allocating those manually), and one of the leaders was less comfortable with this than the other. They found it feasible to write diary notes to send reminders and alerts to students to move the activity along. The exercise has been repeated and now includes all tutors.

For each iteration we need to decide afresh about anonymity – should both submissions and reviews be anonymous, or one or the other, or neither? These can be configured via the Workshop's Permissions, and it's important to let students know who can see what. We also need to decide whether it is helpful for all participants to eventually be able to see all submissions and all feedback; we could achieve this by changing Permissions after the activity is complete (or even while it is running) to allow students to access the dashboard. We need to keep in mind that students who are reassured that their views are anonymous will often be franker than students who are not, and that their confidence to express views about peers' work constructively under their own names should improve with time and support.

Take-Aways

Peer feedback in Moodle Workshop works well if it is closely monitored and guided until students are used to it. The first few times students participate will depend on a tutor monitoring the activity and intervening with reminders and the occasional click to move the activity along. However, tutors have said that this is an acceptable trade-off given the immense amount of time saved with the automatic allocation of work and return of feedback. Anonymity and visibility of work and feedback is highly configurable, which is another benefit. Students need to know if the submission deadline is hard, although with some effort on the tutor's part it is possible to accommodate late submissions by making manual allocations of reviewers.

Chapter 13: Using Forums in Moodle to Provide Peer Feedback

Sarah Sherman³⁷

J. Simon Rofe³⁸

Summary

The purpose of the technique described here is to enable students to share professional and academic experiences, enabling them to learn, reflect on their learning and understand the purpose of assessment. It utilises the ‘e-tivity’ framework that identifies the following elements: purpose, task, response and outcome (Salmon, 2013).

SOAS’s Masters in Global Diplomacy is a discursive course delivered online, with a variant available on-campus. The 200+ students come from a broad range of backgrounds and experiences. For each module (not including the dissertation), students have a specific time-frame in which to produce a 400-word analysis of an article, which they are required to post to a forum on Moodle. They are then required to provide an analytical review of 400 words on another student’s analysis under a specific rubric.

This approach provides an opportunity for experiential learning, which is important in developing assessment literacy, and also provides exposure to additional subject-matter articles. The framework of assessment is a feature of all the six ‘e-tivities’ in each module. It is a scaffolded approach, which leads to a final essay submitted at the end of the module.

Implementation

This technique utilises the standard forum in Moodle, which is set up by academic staff. Students are arranged into groups of up to 15 (with a minimum of six) using the Moodle Groups function, and are assigned to an Associate Tutor. Students post their analyses of the articles to the discussion forum. They then choose a peer’s analysis to review, which is submitted to Turnitin as an assignment. The Associate Tutors mark the quality of the peer review as well as the analysis against a common rubric, ensuring consistency across the cohort. Each element is awarded a combined mark out of 5; GradeMark manages the marking.

Students are introduced to this process at the very start of their module (within the first 72 hours), so the notion of a peer review is well understood and students get very used to communicating with each other using this approach.

³⁷ Case study author: Sarah Sherman, Service Manager, Bloomsbury Learning Environment.

³⁸ Project lead: J. Simon Rofe, Senior Lecturer in Diplomacy and International Studies, SOAS, University of London.

Evaluation

The technique of peer feedback has produced engaged responses enabling deeper learning. The mode of assessment is included in the formal evaluation that is conducted at the end of each module by the Programme Director for informal reflection of its usage. Ultimately, it has been found that this is a low value, low risk method, which works well to achieve the learning outcome.

Benefits and Challenges

Benefits

- Allows students to meet their learning outcomes.
- Supports students' engagement in Moodle.
- Offers the opportunity for students to learn from each other.
- Increases tutors' confidence in using technology to support their pedagogy.
- The technique works well for both distance and on-campus learning.
- Engages academics without over-burdening them.
- Easy and reliable technology – no issues have been experienced.
- All managed in one place.

Challenges

The only issues experienced with the approach are administrative: if the academic setting up the assessment lacks the appropriate Moodle understanding and administration rights.

Take-Aways

Some simple training may be required to set this up. At SOAS, this is included in the e-moderator training programme that is offered to teaching staff by the Programme Director.

References

Salmon, G. (2013). *E-tivities: The Key to Active Online Learning*. Routledge, London

Chapter 14: Academic Blogging with Peer Feedback

Lucia Guetcherian³⁹

Summary

To promote deep learning in the Psychology of Criminal Behaviour, a module of the Criminology and Criminal Justice Programme (BSc and Cert. HE), the end-of-year exam was replaced with an academic blogging assignment. This assignment, in its four stages, is a process that imitates academic knowledge sharing and dissemination, which is a natural activity in academic circles. This mode of assessment goes beyond the traditional written essay or end-of-year exam. Academic blogging promotes and improves learner engagement and development through diagnostic and dialogic feedback. Learners will demonstrate transformative learning as they progress through the stages of the assignment, via research, collaboration, discussion in learner groups, drafting, peer feedback, and redrafting a revised edition of previous work following scrutiny by peers.

The aim of this assignment is to enhance learner performance via diagnostic tutor feedback and peer information sharing in learner communities (groups). These inform learners about their progress and help to identify weaknesses and challenges that learners can address in order to construct new knowledge and improve their own performance. Using feed-forward and feedback techniques, students are assessed formatively throughout the assignment, except after final submission. The desired outcome is to enhance not only student confidence and competence in discipline-specific knowledge, but also to develop knowledge and skills that support employability.

The main objective is to encourage learners to focus on understanding the subject matter critically and interpretively throughout the module and beyond the university campus.

Implementation

The assignment specification, uploaded to Moodle as a PDF document, included: questions, step-by-step guidance throughout the stages of the assignment, reflection questions and the marking criteria. The assignment requirements were also discussed with students in class in detail, and all questions were addressed.

To demonstrate how to read peer output critically and provide constructive feedback, 'Assessment Workshops' were set up during seminars, where students were given the opportunity to scrutinise some scripts and examine the marking criteria, with guidance from the seminar leader, and apply them in tailor-designed classwork.

Collaboration was loosely monitored, except when problems arose because of group dynamics or when students consistently failed to turn up to class. Every week, students were given opportunities to discuss the progress of their work or any challenges they faced.

³⁹ Lucia Guetcherian, Associate Lecturer in Criminology, Birkbeck, University of London.

At the end of the collaboration stage, draft blog posts were written and uploaded to an advanced Moodle forum in which the posts were anonymised (except those written by seminar tutors). The forum was set up eight weeks in advance of the deadline to manage stress levels resulting from unfamiliar territory. At this point peer feedback began.

After two weeks of peer feedback and diagnostic tutor feedback (formative), students revised the blog posts, wrote a 1,000-word reflective essay detailing their experience on this assignment, created an appendix with feedback provided to peers, and submitted all three components as one document via Turnitin. The timeframe of two weeks for feedback turnaround and its dialogic nature throughout the two weeks kept the students engaged and focused on their tasks.

Evaluation

An analysis of the data indicates that learning in partnership with peers increased learner engagement and success. It worked to promote deep learning, as all group members were actively engaged in the process of learning itself rather than the outcome of their learning. It also contributed to forming learner communities and constructing a learner identity. On the other hand, through dialogic feedback, partnerships between the lecturer and the learner increased student engagement with their learning process.

The reflective essay provided rich content for evaluation, where students had to provide feedback on their experience of the assignment. At first, students were quite apprehensive about this type of assignment, but, on completion, the vast majority of students enjoyed the different tasks very much and learned a great deal more than they would have done in an exam or, to a lesser degree, an essay. Learners addressed questions on the impact of collaboration, feedback, accessibility, mobility, deep learning, team support, best and worst features of the assignment, time management skills, technology navigations, independent research and employability skills.

The results were very encouraging. Learning through collaboration and discussion encouraged students to articulate their ideas and questions, and to challenge and respond to questions and ideas from seminar tutors and/or peers. Group discussions helped students build up their discipline-specific knowledge and understanding, enabling them to consider new ways of thinking about and practising criminology. Feedback generated by the draft blog post helped learners to develop independent abilities to make judgements for themselves, cope with their studies and understand their weaknesses and strengths in order to address them before summative assessment. The option to use mobile technology to complete this assignment was very popular with learners, especially those with full-time jobs. They were able to access the material, provide and receive feedback and complete their assessment while commuting.

To ensure that the language used in feedback was accessible to all, and all students and the lecturer had a common understanding of what was required in the assignment, assessment workshops were designed into seminar sessions.

Benefits and Challenges

Collaboration and active engagement with the content of the course yielded excellent results in deep learning and understanding, and in constructing new knowledge, which learners disseminated (via the draft blog post) and on which they received peer feedback.

Benefits (data gathered from reflective essays)

- Collaboration helped students improve their communication skills and helped them manage, set and achieve goals.
- Collaboration was enriched by the diversity of abilities and strengths per group, and weaknesses were addressed within the group.
- Giving and receiving feedback helped learners to examine one another's work and to learn about different academic writing styles. Moreover, students said that tutor feedback was very useful, in particular that it contained details, explanations and suggestions on how the draft blog post could be enhanced.
- This assignment gave learners an insight into potential future jobs while developing and practising new writing skills.
- Having to work with others in a group encouraged learners to develop their critical thinking skills.
- The skills learned were transferable to other assignments/projects/modules. For instance, by learning how to provide feedback, students internalised the marking criteria, giving them a better understanding of the summative process, which in turn raised the standard of their output.
- Mobile technology, which allowed learners to complete the whole assignment via Moodle, was very popular among students.

Excerpts from student feedback

1. "Blog writing is one of the fastest growing skills required in many places of work, but the assignment required collaboration and peer feedback which are crucial for being successful in a workplace environment."
2. "The blog requires a large amount of research, which is a core skill for many jobs and roles, but crucially it requires full understanding of the topic."
3. "By requiring it to be written with a public audience in mind, but still adhering to academic writing style, the assignment forced the writer to have fully understood the topic in question."

Challenges (data gathered from reflective essays)

- In the first iteration, some students did not receive constructive feedback from their peers. As a result, they had to rely only on lecturer feedback. This problem was addressed by embedding Assessment Workshops within the syllabus.
- In the first iteration, learners worked in pairs, but in some cases learners dropped out of the programme without informing their peers. This resulted in high levels of stress. In further iterations, learners worked in groups of three or five members, depending on the size of the cohort. This worked well because students felt more supported by their peers and had better opportunities of collaborating and discussing their progress.
- It took students a long time to understand what exactly the assignment entailed because they found the concept of collaboration and knowledge sharing alien to their previous modes of learning. An attitude change was fostered by addressing misconceptions during assessment workshops, where the rules of academic knowledge dissemination and importance of sharing knowledge were explained, highlighting that knowledge sharing is not plagiarism when academic conventions are adhered to.
- Some students did not feel confident about navigating the stages of the assignment. In further iterations, to reduce stress, feed-forward sessions were embedded in assessment workshops and a list of 'Frequently Asked Questions (FAQs)' was provided to students. In the future, the FAQs will be uploaded to Moodle.
- Formative tutor feedback at the draft blog post stage is very demanding, especially if the cohorts are large.

Take-Aways

1. Collaboration and peer feedback worked very well in developing student understanding of discipline-specific content and developing transferable skills.
2. Assessment Workshops are essential to manage stress levels and maintain high levels of motivation and learner buy-in.
3. The critical point is to ensure that student engagement with the feedback is transformative, i.e. they use the feedback as 'feed-forward' to inform their future work.

Chapter 15: Improving Feedback In Online Assessments

Sonya Powney⁴⁰

Summary

The purpose of this initiative was to improve communication between large cohorts of students working through online computer-aided learning quizzes and tutorials (CALs) and academic staff.

In an e-learning student survey, conducted by the Royal Veterinary College (RVC) in 2014, students were asked what they thought was the ‘worst thing’ about online assessment and feedback. Some students commented that CALs were “impersonal – no place to ask questions about feedback” and “an excuse for a lecturer not to bother teaching”. The 2014 National Student Survey also highlighted general problems with feedback.

The author noted the success of an interactive CAL session developed with Professor Adrian Boswood, where students were invited to ask questions at the end of each section of a Moodle quiz. These questions were then discussed in a face-to-face session. The author decided to try this technique with other RVC quizzes.

Implementation

The author contacted a handful of particularly enthusiastic academics to pilot this idea in the academic year 2014–15. They agreed to the addition of a new question towards the end of the quiz:

“Do you have any questions about the topics covered in this CAL? Are there some aspects you still find difficult to understand? Your questions will be collated and answered via an email to your year group.”

(This was followed by an existing question asking for feedback about the CAL in general, asking what students liked about it, and how it could be improved, to spot any mistakes and to generate ideas for improvement.)

A week after the end of the timetabled session (as students rarely worked through the CAL when scheduled), the author collated the student questions and emailed them to the relevant academic, who had the choice of whether to present feedback via an email or during a face-to-face session. Most opted for an email to the relevant student year group.

Feedback from staff and students was overwhelmingly positive, and therefore the approach was rolled out to all RVC Moodle CAL sessions in 2015–16.

Evaluation

An informal evaluation took place. The author emailed the academics who took part in the pilot phase, asking for feedback:

⁴⁰ Case study author and project lead: Sonya Powney, Learning Resources Developer, eMedia Unit, Royal Veterinary College, University of London.

- “Very useful.”
- “Very valuable.”
- “This made the process of feedback much easier than individual students emailing me – I find that some of the questions are repetitive anyway.”
- “Interesting to see the comments the students have made.”
- “Interesting to see how students perceived the CAL. Will tweak it a little bit next year to make sure that they do not spend too much time on it and do not get lost in details.”
- “Lots of ideas how we can improve things next year!”

The students were also asked for feedback (via the inclusion of yet another question in a scheduled CAL session). The response was entirely positive – here is a selection of comments:

- “This is very useful. I don't always have questions, but sometimes other people ask questions which I should have thought of and am interested in finding out the answer for! And it helps to engage with the lecturers too.”
- “I feel as though it has allowed the lecturers to get a feel of how we have grasped the concepts.”
- “This is useful as it helps to clarify any points that were unclear and you get to see answers to other queries you may not have thought of.”
- “I have found this very useful as, in the past, if you didn't understand something about a CAL, it was very difficult to get feedback that totally answered your question.”
- “You can ask questions more anonymously, whereas before you may have felt too shy/embarrassed to ask something that may be seen as a ‘silly question’.”
- “Please keep giving us the year feedback, it’s really helpful.”

Benefits and Challenges

Benefits

Students were given the opportunity to anonymously ask questions about topics they found difficult or confusing, whereas in previous years they might have struggled alone. Academics could easily respond to the queries, sending their response to the whole year group, so other students could learn from the exchange.

Challenges

A small number of academics were reluctant to engage – concerned that it would increase their busy workload. They were reassured that there were normally only between 5 and 15 questions to respond to, and that they simply needed to add comments onto an email sent to them and forward it to the relevant year group. A few members of staff needed some prompting to respond to the students, but only one or two failed to provide feedback as requested.

Take-Aways

This is a very simple and easy-to-implement approach. As well as making academics aware of student areas of difficulty, and enabling them to quickly respond to them, it makes students in large cohorts feel more in touch with teaching staff.

SECTION 4

Case Studies –

Assessing at Scale

Chapter 16: Assessing at Scale In a Global Health MOOC

Joanna Stroud⁴¹

Summary

LSHTM delivered its first massive open online course (MOOC) in the field of global health in January 2015. Each free online course, delivered via the FutureLearn platform, has made use of a range of content delivery methods and learning activities.

With far greater numbers of learners than we are used to in a traditional context, it is important that the pedagogies employed are fit for purpose at a 'massive' scale and effective without tutor intervention; this is particularly true for assessment tasks. As such, it has been key to select methods that can mirror the course or educator voice, while being automated, and offer supportive feedback that motivates the learner towards the appropriate solution or outcome, at the same time as being rigorous enough to challenge learners' understanding and application of material.

Multiple choice questions, with either single or multiple answers, and structured, pre-defined feedback can perform in such a way, and have therefore acted as the fundamental form of assessment throughout our courses.

Implementation

Simple quiz activities have been employed at appropriate points throughout each free online course, and are targeted towards assessment of learners' understanding of theoretical concepts rather than current or historical issues. Quiz questions require that students apply the concepts and understanding they have been exposed to, rather than demonstrate their retention. Every question also incorporates general and per option feedback that, in the case of an incorrect answer, implicitly and in a meaningful way signposts learners towards course material that is of use in seeking the correct answer. In the case of a correct answer, the feedback received is both targeted and formative, working to underscore the reasoning for the option to be correct and, where possible, extending knowledge through access to advanced material.

While these assessment activities are ultimately low stakes given that there are unlimited opportunities to yield the correct answers, an individual's attempt and score do count towards the ability to purchase a Statement of Participation (attempt required only) or Certificate of Achievement (pass mark of >50%).

⁴¹ Case study author and project lead: Joanna Stroud, Distance Learning Facilitator, UCL; at the time of writing the case study, she was E-Learning Officer, London School of Hygiene & Tropical Medicine.

Benefits and Challenges

Multiple choice quizzes are a valid and worthwhile form of assessing learners at scale. They can address gaps in learners' understanding quickly and efficiently, and provide instantaneous feedback. However, a challenge common in the design of multiple choice questions in any context is to constructively align each quiz task to the teaching week's learning outcomes, and to instil effective question design techniques that target higher order thinking rather than recall. Nonetheless, for the staff involved this challenge became a benefit, with the training given in this area being applicable and transferable to their regular teaching and assessment practices.

Take-Aways

A valuable paper with respect to effective use of multiple choice questioning is David Nicol's 'E-Assessment by design: using multiple-choice tests to good effect':

http://www.reap.ac.uk/reap/public/Papers/MCQ_paperDN.pdf

Another short blog post from the University of Sussex also targets quiz design in a practical fashion:

<http://blogs.sussex.ac.uk/tel/2015/08/04/effective-online-quiz-design/>

Chapter 17: Assessment in MOOCs for Continuing Professional Development

Tim Neumann⁴²

Summary

UCL Institute of Education's first MOOC ran on the Coursera platform for six weeks between May and July 2014 with an intention to provide Continuing Professional Development (CPD) for Primary Education Teachers based on a co-learning strategy. The pedagogy of this CPD MOOC followed the standard CPD format of curating resources and orchestrating peer collaboration.

The MOOC was designed and delivered by a team of eight international authors from four continents under the leadership of Professor Diana Laurillard, with additional support from a small team of teaching assistants. Learning objectives were centred around sharing of experience and practice, to enable participants to develop and improve strategies for Information and Communications Technology (ICT) implementation in schools, to support head teachers and specialist staff in developing pedagogy-led and problem-led uses of ICT, and to gain greater awareness of the range of pedagogic innovation that uses ICT.

Such learning objectives and the CPD nature of the course are not in line with the provided assessment options on a typical MOOC platform, which is centred around quantitative methods and automatic grading using quizzes or formulas with easily identifiable 'correct' solutions. The design team worked creatively to bridge the expectations from the MOOC provider, the pedagogic experts and the practitioners. The adopted solution focused primarily on peer assessment, but also on the quantitative aspects of forum contributions.

Implementation

In line with standard CPD design, there was no formal assessment. The automated assessment methods using quizzes were not appropriate for evaluating qualitative descriptions and localised interpretations of theory that were the main outputs from participants. Peer assessment was the only form of assessment used.

Each assignment had a set of criteria, and once a participant had submitted their assignment, these were sent to up to four peers to assess against the criteria, giving marks out of ten and constructive qualitative feedback.

The four peer-assessed assignments were to:

- Create and describe a learning object
- Develop a 'technology decision' for their school or class
- Prepare a suggestion for tackling one of the key challenges identified in the literature
- Design a two-page brochure or newsletter to inform policymakers about the issues of implementation

42 Case study author and project lead: Tim Neumann, Learning Technologies Lead, UCL Knowledge Lab, UCL Institute of Education.

In each case participants could use what they had produced during prior activities on the course as part of their assignment. The requirement to review the outputs of their peers was also an opportunity for participants to use this experience to improve their own outputs.

This peer assessment represents instances of reciprocal learning activities, but it is not collaboration, which was the main pedagogic aim. Collaboration is only possible within small groups, but the MOOC platform that was used did not have a suitable group function at the time. Typical collaborative tasks such as co-working on a shared output is currently difficult to achieve on a MOOC platform, and even harder to assess.

As the MOOC platform expects some form of judgement on whether a course has been completed successfully, pass and distinction levels were defined:

- Pass level: 60/100
- Distinction threshold: 85/100

The final participation points were calculated from:

- Number of submitted peer review contributions (20% for 4 in total in weeks 3–6)
- Number of peer reviews done (30% for 8 in total)
- Peer feedback scores (30%, based on scores for each of 4)
- Forum contributions across the course (20% for 15 in total)

Only those who did all four assignments were able to achieve a distinction. Average scores for weeks 3–6 were 68%, 75%, 79% and 79%, respectively. The slightly weaker participants were dropping out, perhaps, but the range is not very wide.

Of those active in week 6, 27% gained a distinction and an additional 10% gained a pass, both towards the high end of MOOCs delivered via ULIP, of which this MOOC was a part.

Evaluation

The MOOC was evaluated in detail, with a post-course participant survey, participation analysis based on activity statistics (video views, forum views and posts, and similar), marking statistics, forum comment analysis, and additional analysis of wider data (mainly for marketing success measurement purposes).

Most of the evaluation focused on target audience reach and general experience with the MOOC. In the absence of formal assessment, success in relation to the learning outcomes was measured by evaluating participant expectations, perceived improvements and course experience.

Respondents valued the overall course experience highly with 99% of responses in the ‘excellent’, ‘very good’ or ‘good’ category. Based on a pre- and post-course survey comparison, their perceived improvement in subject understanding developed significantly, and a clear majority of respondents with over 90% of strong or moderate agreements indicated that the course was relevant to their career, that own goals were fulfilled, that expectations were met, and that the time investment resulted in

satisfactory learning outcomes. With a response rate of just above 20% of active final week users, these results are not fully representative, but they show that even without formal assessment, it is possible to evaluate the success of a course in terms of learning objectives and outcomes.

Interaction patterns in this specific MOOC deviated significantly from comparable MOOCs, in that forum discussions were much higher, with almost 40% of active final week users posting messages, as opposed to 2–3% in other MOOCs. While the level of interaction itself can be regarded as evidence for the existence of an active learning community, it is not a measure for achieving learning outcomes. Nevertheless, interaction in optional activities was about 20% lower than for compulsory activities, so making activities compulsory leads at least to higher engagement. How this translates to learning would be a matter for a deeper forum comment analysis, which is not doable at this scale. The comment analysis done for this evaluation uncovered evidence of co-learning, which again points to a success in meeting the objective of creating a learning community, but this data cannot easily be used to assess participants at an individual level.

The peer assessments were a highly useful driver for direct interactions between participants. The overall grade was effectively a peer validation of whether the contributions reached a satisfactory level, but the real value was in writing responses. ‘Doing the peer review’ was the highest-rated activity, with just under 85% strong or moderate agreements, topping course videos and discussion forums.

Benefits and Challenges

MOOC platforms guide course designers towards using standardised quantitative assessment that might not be appropriate for all purposes. Our MOOC demonstrates that the platform we used can be used successfully for co-learning with formative peer assessment, while still providing the numerical data used by the MOOC platforms to decide on whether an individual has completed a course successfully.

The pedagogic design, however, needs to be developed carefully, and some creativity is required to configure the functionality in a way that allows learners to work effectively towards CPD learning objectives, while providing the assessment data format required by the MOOC platform. In essence, participation levels can be monitored automatically by the platform, whereas content assessment is done by peers.

While the MOOC platform for our MOOC did not provide appropriate functionality to facilitate proper collaborative learning, most notably mechanisms to form and guide small groups at scale, the functions were sufficient to enable a good level of co-working for the benefit of participants, although tutor intervention is likely to be needed for such an approach.

The wide reach of MOOC platforms and their ability to draw in high numbers of participants make them an attractive delivery mechanism for CPD. Provided that future platform policies will not shut the door to working around largely automated assessment methods based on quizzes or formulas, and provided that platforms will allow for pedagogy-driven appropriate strategies for formatively assessing co-created outputs, qualitative descriptions and localised interpretations of theory, CPD can run successfully at scale on these platforms.

Take-Aways

Learning points, desired functionality for MOOC platforms and details on the MOOC, including the assessment methods, can be found in the following open publications:

Laurillard, D. (2014). Anatomy of a MOOC for teacher CPD. UCL Institute of Education, University College London. Available:

http://www.iite.unesco.org/files/news/639194/Anatomy_of_a_MOOC.pdf

Laurillard, D. (2016). The educational problem that MOOCs could solve: Professional development for teachers of disadvantaged students. *Research in Learning Technology*, 24. Available:

<https://journal.alt.ac.uk/index.php/rlt/article/view/1738>

Chapter 18: Self-Assessment and Self-Monitoring Tools in Professional Accountancy

Stephen Ogden⁴³

Summary

We are developing a new range of online programmes that are intended to be delivered to large cohorts. It is essential that we are able to provide high quality support and feedback in a scalable manner.

With this as a driver, we sought to create and provide a range of self-assessment and self-monitoring tools for students.

This case study describes three complementary tools we implemented to cover self-assessment, self-reflection, progression analysis and understanding, mapped against learning outcomes.

Implementation

Study content is divided into topics; each topic has a set of objectives, which map to overall learning outcomes.

Three tools were implemented.

Self-mark questions: self-assessment, self-reflection

- Each topic has several quizzes which contain approximately five questions. These questions come in two parts.
- Each question requires a long-form answer which might take 5–10 minutes to write.
- After all questions are answered and submitted, a set of detailed model answers are displayed.
- Students are then prompted to grade their own answers against the model answer with a scale of 1–5.
- These quizzes test knowledge to a greater depth than multiple choice questions and do not require tutor intervention to mark.
- Additionally, and importantly, these questions then push students to engage in reflective thinking to self-assess their understanding and the answers they provided.
- Each question contains metadata mapping them to learning outcomes.

⁴³ Case study author and project lead: Stephen Ogden, Head of Learning Technology, University of London International Academy (UoLIA).

Topic objective tracker (TOT): self-reflection, progression analysis

- At the end of every topic of study, students are prompted to fill in their progress log (a self-diagnostic form).
- This allows students to reflect and self-assess their confidence and understand each topic outcome on a scale of 'Completely confident', 'Partially confident' and 'Unsure'.
- Each progress log collates into a single TOT, which students can use to monitor their understanding of each topic across the whole module of study.

Learning outcomes profiler (LOP): progression analysis, understanding

- Each topic contains self-mark quizzes, as well as some conventional multiple choice quizzes. All questions (in both types of quiz) are mapped against learning outcomes.
- The LOP collates the results of all quiz questions, mapping them visually against learning outcomes.
- For each learning outcome, the student receives two scores.
- The first score correlates to the number of questions they have attempted (i.e. attempted five questions for a given learning outcome against a total of ten). This indicates their progress through the assessment content.
- The second score correlates with their results: the number of correct answers they have achieved taken from the total number they have attempted. This indicates their understanding of the subject matter.

Evaluation

We are less than one year into using these tools so are not in a position yet to formally assess their success.

We are pleased with the anecdotally large volume of students using these tools, and with the high coursework submission rates and completion rates on the new programme implementing these tools as compared with programmes not using these tools. It must be noted, however, that this new programme does use a range of additional approaches to encourage participation, attainment and retention.

We will be asking students for their feedback on the utility of these tools via surveys.

Benefits and Challenges

There are, hopefully, obvious benefits to giving students greater ability to monitor and take responsibility for their own progress.

One significant additional benefit is the quantity of data these tools generate in an easily comparable format. Although still work-in-progress, this allows support staff to monitor overall progress of large cohorts and the data may be used to identify students who are struggling or lacking in confidence. Where possible, the data can be used to generate directed interventions with the goal of increasing student attainment and retention.

One aspect we are currently missing is linking the topic objective trackers to the learning outcome profiler. We are very interested in correlating how well the student *thinks* they understand the content with how well they actually perform in quizzes. All the relevant information is available and this linking can be performed manually, but automating this would be very valuable.

Another area in active development is extending the functionality of the LOP to provide a level of adaptive assessment. The tool already indicates attainment against learning outcomes and all quiz questions are already mapped against these. The next step is to allow the LOP to generate new quizzes containing questions mapped against learning outcomes which the student is struggling with and/or selected learning outcomes.

Take-Aways

All of our self-assessment tools are optional. While we believe they have a great utility to students, we are not in a position to mandate their use. This means that some generated data indicating a lack of participation does not automatically correlate with a student struggling to understand.

Future iterations will attempt to improve usage by highlighting to the students the benefits of using the tools to make their own study more efficient, and potentially improve their assessment scores.

SECTION 5

Case Studies —

Multimedia Approaches

Chapter 19: Student Presentations at a Distance

Tim Neumann⁴⁴

Summary

Key academic skills are the presentation of research and presenting critical, reflected arguments. For distance education students, the predominant mode of communication is text, and there might be limited opportunities to talk and engage in immediate interactions. While the technology exists to connect students by voice, by video and generally by types of audiovisual media in real time, such sessions are often still tutor driven, and sometimes even restrict students to textual reactions.

At the UCL Institute of Education, several modules run activities that ask distance education students to make individual or group presentations in webinar sessions, aiming to develop their academic skills and to engage them in formats of discussions that are common academic practice. While those activities currently are not assessed summatively beyond a participation requirement, formative group feedback is provided to support the overall development of academic skills.

This case study addresses two types of student presentation activities that are used in three postgraduate modules, along with observations on peer and tutor feedback.

Implementation

Two activity types will be described, with a focus on the feedback aspects. Both activities are run as webinars using the Blackboard Collaborate platform, complemented with two text-based asynchronous forums, one for preparatory discussions and one for post-event discussions. The forums mainly exist as a peer feedback resource, while tutors restrict their responses to clarifications of the presentation process, expectations and practical problems.

Activity type: research presentation

Students are asked to prepare a presentation of their research or a piece of research they find interesting. Presentations are of fixed duration and must be supported by a set of slides. To accommodate the widest range of options, students are given the choice between:

1. A 10-minute live presentation plus 5 minutes for audience questions.
2. A pre-recorded video of 10 minutes, plus either 5 minutes of questions during a webinar session or asynchronous text questions if they cannot make any webinar session.
3. A 6:40 PechaKucha⁴⁵ as a webinar presentation or a pre-recorded video plus 8 minutes of questions.
4. A presentation, either face-to-face or video-streamed, during an annual IOE student conference event.

⁴⁴ Case study author and project lead: Tim Neumann, Learning Technologies Lead, UCL Knowledge Lab, UCL Institute of Education.

⁴⁵ A 6:40 PechaKucha is a presentation delivered at speed where 20 slides are presented for 20 seconds each, lasting 6 minutes and 40 seconds in total.

A high number of two-hour webinar slots at a wide variety of times are offered for student booking, with up to six student presentations per session, to allow for slippage and reschedules. The number of webinar sessions overall therefore depends on the number of students. A tutor acts as chair of the proceedings.

Feedback is provided as a group discussion at the end of each session, based on notes taken by the tutor during presentations and organised under main headings. Students are encouraged to be active participants in the feedback discussion, thus providing opportunities for peer feedback and immediate responses to feedback.

Activity type: debate

Students are given a 'house opinion' to debate. They are allocated to two groups by the tutor by random allocation, in order to force some to argue against their instinctive preference, leaving their comfort zone. Groups are then given access to a private discussion forum and a private webinar environment for debate preparation.

The debate itself runs as a live webinar session scheduled for a maximum of two hours to account for slippage and feedback, and it is organised into four rounds with an eight-minute single-presenter slot for each round. Students are free to use visual aids such as slides; they are asked to make their points and engage with the opposing side's arguments. During the live webinar, students are free to communicate in private in the background to adjust their arguments in response to the opposing side's presentation. During a presentation, students are allowed to use the webinar's text chat function in response to the presentation, although the presenter can choose whether to respond to or ignore the text chat.

During the debate, the tutor acts as chair of the proceedings. At the end of the debate webinar, the tutor provides formative feedback and invites students to respond in a discussion.

Votes are held before and after the debate to establish the extent to which the debate has changed opinions; a discussion forum is then provided to pick up on points raised in the debate.

The webinar date and time is agreed by putting a number of different time slots to a vote.

Evaluation

The activities were continuously monitored as part of the normal end-of-module evaluation processes. In addition, anecdotal statements were collected from student forums, and usage statistics and activity engagement data from Moodle and Blackboard were monitored. Anecdotal statements might display a positive bias, as forums appear to be used less for critical responses.

The statistics generally showed a very good level of pre-presentation engagement. Students who contributed less to the pre-presentation forums and also did not take part in webinars tended to participate less in post-presentation forums, highlighting again that the captured statements might be positively biased.

The statements themselves were generally highly positive about both types of activities. Students appreciated the opportunity to listen to each other and debate with each other in real time, even though the number of actual speakers in a session was limited. Engagement by listening and using the text chat, or even simply by listening, enhances the social cohesion significantly and appears to provide an additional level of motivation to students.

Students did, however, comment on a relatively high time investment for both activities. While some concerns echoed a regret that the activity was not part of the overall summative assessment, there was a general consensus that – despite initial doubts by some – both activities were positive learning experiences, and students seemed to be able to identify learning gains very directly. The debate activity showed particularly high engagement rates, with a display of genuine excitement, manifest in frantic background activity, and a high number of unsolicited comments that rated the debate as the highlight of the module.

The high tutor visibility during this activity also appeared to compensate somewhat for a lack of presence during other phases of the module. The group discussion format of the end-of-webinar feedback session was also widely accepted positively, which contrasts with requests for individual feedback for other activities. Tutor feedback is an important part in distance education, and the encouraging comments about live group feedback discussions might be a good complementary method of keeping the provision of formative feedback manageable in terms of workload in groups with a high student-to-tutor ratio.

Benefits and Challenges

Student presentations and live debates offer the potential for high levels of deep student engagement. Tutor feedback can be organised into group feedback discussions, which appear to be accepted positively by, and genuinely useful for, students while not being overbearing for tutors.

Time differences are an obvious challenge for any live interaction in a distance learning context, with students spread all over the world. Tutors should be willing to offer sessions outside of traditional office hours to accommodate as many students as possible. Where this is not possible, for example because only a single session is run as in the case of the debate activity, opportunities for engagement must be created for those students who cannot attend the scheduled sessions. Pre-recording of presentations is one such opportunity, while forums for preparation and debriefing are another.

Supporting pre-recording of videos might be a challenge; a good set of instructions or pointers to self-help resources are beneficial. Occasional difficulties might arise when students have technical difficulties with their microphone during a webinar or difficulties connecting altogether. Not all issues can be resolved on the spot. In the case of individual presentations, the tutor can ask students to prepare presentation notes, which the tutor can read out alongside the slides if there are unforeseen issues with a microphone.

Take-Aways

The activities should be embedded deeply into a module curriculum. While we have been running these activities at Postgraduate (PG) level, they would be suitable for Undergraduate (UG), too, though students might need more guidance.

The activities require some logistical effort on the part of the tutor. The process of finding webinar dates in particular should be initiated as soon as possible, with clear deadlines for session registration. The absolute minimum lead time is two weeks.

Individual student presentations require a high level of tutor availability during presentation week, though this is no different to equivalent face-to-face activities. The debate activity, once times have been agreed, runs pretty much by itself before and after the webinar.

Feedback categories should be worked out well in advance, and tutors must be very familiar with them. There are arguments for and against releasing the categories in advance, so this should be up to the tutor. The webinars themselves require a high level of concentration in order to generate useful feedback points, but providing feedback as a group session opens up highly beneficial opportunities to engage with feedback in more detail.

Time management during webinars must be strict, otherwise slippage will be significant.

Tutors should emphasise character of these activities, as well as the very tangible benefits of working together – in the event of individual presentations, students would still work together on providing peer feedback.

Chapter 20: Using Online Communication Tools to Provide Live Feedback to Students

Sarah Sherman⁴⁶

Sophie Pullen⁴⁷

Summary

Providing essay support to students both on distance learning courses and during the holiday periods can be challenging. Traditionally, students receive help and advice in written format, either as comments on a Word document (often using the track changes option) or using the various functions available in Turnitin. Feedback in this form takes time to produce and is often unsuccessful. Many students have reported that they find written feedback confusing, and some find the amount that has been written demoralising. This seems particularly true in the case of students with learning difficulties.

In order to address these problems, students at the RVC are now offered essay support via Skype. This has proved to be popular, as it provides students with the opportunity to discuss areas of concern and obtain clarification on points they do not understand. It is also far more satisfying for staff, as it enables them to see each student as a person and not just a piece of work. The conversations between student and staff allow both parties to identify the issues together, discuss ways of addressing the problems together and develop an action plan. It is less time-consuming to support students using this method, and more enjoyable and more beneficial to the student.

Implementation

Students who are struggling to write an essay, have received poor feedback on a draft submission or who are required to resubmit come to the RVC's Learning Development office displaying a variety of emotions. Students often feel ashamed at their inability to write, embarrassed by the results they obtained, frustrated by their lack of understanding, angry at the process, and many have lost complete confidence in their abilities. Providing support to these students is challenging and adding to their work using more written words, often interpreted as criticism, is often contra-indicated.

In order to ensure that the Skype feedback session is constructive, each student is asked to email their essay and, if applicable, a copy of the feedback they have received from their tutor. The essay is then read and key issues that need to be discussed are highlighted. For example, problems with referencing may be highlighted in green, changes of topic within a paragraph may be highlighted in yellow, etc. Occasionally, a short sentence (in a different colour) is added to explain a situation or provide an example. Informal language is used, writing is kept to a minimum and emoticons are often added to try to reduce the student's anxiety. The 'colourful essay' is then emailed back to the student within 24 hours of the Skype appointment.

⁴⁶ Case study author: Sarah Sherman, Service Manager, Bloomsbury Learning Environment.

⁴⁷ Project lead: Sophie Pullen, Learning Development Officer, Royal Veterinary College, University of London.

During the Skype session, the essay is discussed by colour, allowing both parties to navigate through the essay with ease, identifying the points which need to be discussed. Students are asked why they feel certain words/phrases have been highlighted and are encouraged to find ways of rectifying the problems. Students are then asked to look at other paragraphs within their essay, which have not been highlighted (a change in font colour allows these paragraphs to be identified), to see if they can identify similar issues to those that have been discussed previously. Skype enables this conversation to take place and allows students to develop ways of identifying their own problems and addressing their own mistakes. Similar sessions can be, and have been, conducted over the phone; however, experience suggests that these conversations are often more one-sided and more formal.

Evaluation

No formal evaluation has taken place; however, anecdotal evidence suggests that students who use Skype for feedback, or who are willing to discuss an essay in the same way over the phone, find the process useful. The following quote is from a student on a distance learning programme, and demonstrates the benefits of discussing essays and encouraging students to identify problems so that they can apply what they have learnt to other pieces of work. This process ultimately helps the student and reduces the amount of support they require:

“Just would like to say a massive thank you for your help and guidance with my summative EPCRs for my ECC module before Christmas. I got 75% on the one you went through with me and 68% on my second one. I am extremely happy with my results and hopefully I can continue writing at that level” (Graduate Diploma Student, 2016).

Benefits and Challenges

Benefits

- Students are able to record the conversation and play it back at a later date. This is particularly useful for students who may struggle to converse, listen and write at the same time.
- It is a far more enjoyable and constructive use of time for tutors. Less time is spent writing comments, knowing that they may be misinterpreted and/or not read, and more time is spent encouraging the student to identify their own problems and find their own solutions, which in turn increases their confidence.
- The use of Skype improves conversation as body language can also be conveyed.

Challenges

- Scheduling the Skype call can be problematic due to student placements – the calls often take place at lunch times, late in the afternoon or evenings.
- Poor Internet connections can occasionally be a problem from some remote locations.

Take-Aways

This method of providing support needs to be promoted more to students on distance learning courses. We have not done this effectively in the past, probably due to a fear of Skype. However, having witnessed and experienced the benefits and noticed that issues with Skype are not as bad as initially anticipated, we will be promoting it more in the future.

Chapter 21: Providing Audio Feedback to SOAS Chinese Competition Contestants

Sultan Wadud⁴⁸

Zhaoxia Pang⁴⁹

Summary

For the first time at SOAS, 20 third-year undergraduate students were being entered into an annual UK contest on Chinese proficiency. The course leader wanted to provide students with feedback in preparation; however, it was felt traditional methods such as written feedback were not effective in conveying accurate pronunciation, and individual face-to-face meetings were deemed too time-consuming. This case study describes how the course leader was able to provide individually-recorded feedback to students for verbal assessments through the use of simple technology.

Implementation

The course leader used a headset with a mic plugged into the office computer to record the short (few minutes) individual feedback for each student using free software, Audacity. The recordings, which were in mp3 format, were then emailed individually to each student.

Students were informed in the face-to-face sessions about how their feedback would be delivered, so they were fully aware of when and how they would receive their feedback.

No issues were reported by the students of any technical problems encountered in accessing the feedback.

Evaluation

The SOAS students performed exceptionally well in the competition, and won the contest to become no. 1 in the UK. The response provided by the students to the approach was positive; in particular, they liked being able to access the feedback on their mobile devices.

Benefits and Challenges

Benefits

Students could access their feedback any time, any place and on their preferred devices, thereby offering flexibility over the traditional method of receiving face-to-face feedback.

They were also able to re-listen to the recordings as many times as they wanted.

Challenges

There were no major challenges, just the time required to record and send out the recordings to the students.

48 Case study author: Sultan Wadud, E-Learning Officer, SOAS, University of London.

49 Project lead: Zhaoxia Pang, Senior Lecturer in Chinese, SOAS, University of London.

Take-Aways

This type of assessment feedback is very effective for small classes, but may become difficult to manage alone with a larger cohort.

It is vital that students are informed properly at the start of the course as to how the feedback will be provided.

Chapter 22: Moving from an Assessed Presentation during Class Time to a Video-based Assessment in a Spanish Culture Module

Deborah Grange⁵⁰

Mari Paz Balibrea Enriquez⁵¹

Summary

This case study focuses on an innovative approach to summative assessment on the ‘Studying the Hispanic, Luso-Brazilian and Native American Worlds’ module at level 4.

Previously, students were required to make presentations during class time for a summative assessment. As the cohort consisted of about 50 students, they presented in groups rather than individually. This approach required a substantial percentage of limited face-to-face time, led to concerns about the fair allocation of individual marks, and demanded that students listen to group presentations of varying quality and sometimes limited value.

The course tutor decided to substitute the in-class group presentation assignment with a requirement for students to submit videos individually, thus allowing for individual marks to be allocated and freeing up valuable class time.

This video-based assessment took place during Autumn 2014, and required students to submit videos of no more than five minutes on topics provided by the course tutor. This case study describes the experience of students and staff.

Implementation

Students were asked to record a five-minute video of a response to topics provided to them, and then upload it into Moodle’s assignment submission tool. The course tutor used some class time to briefly describe what was required and she reported that student reaction seemed positive. She also provided some links to advice on the technicalities via Moodle, which are listed in the Take Aways section below.

The course tutor emphasised to students that she would not accept emailed assignments, and any students who emailed their video to her were told to submit it via the assignment tool.

To offer support to students, the Learning Development Tutor held a drop-in surgery a few days before the assignment deadline, where students could use College equipment to record their videos. Only three students attended, and none of them wanted to record their video there and then. Instead, they wanted to check that they were using the appropriate approach with their smartphones or tablets.

As Moodle’s assignment submission tool had an upload limit of 100MB, students were required to compress their videos before they submitted them. Most managed this process successfully without support.

50 Case study author: Deborah Grange, Senior Learning Development Tutor (TEL), Centre for Transformative Practice in Learning and Teaching, Birkbeck, University of London.

51 Project lead: Mari Paz Balibrea Enriquez, Senior Lecturer, Cultures & Languages, Birkbeck, University of London.

Evaluation

All active students submitted this assignment, although six students required a substantial extension due to technical issues.

Benefits and Challenges

Benefits

- Class time was reallocated and used more efficiently.
- Individual assessment was enabled.
- The course tutor was able to mark student work at a time convenient for her.

Challenges

Initial concerns that not all students had access to smartphones or other technology for videoing proved groundless. However, the requirement to compress the video necessitated by Moodle's 100MB limit proved highly challenging for a minority of students, and substantial support was required for a few students. Problems included:

- Two students submitted videos that had been truncated according to a default setting when emailing video from an iPhone. One of these students found a solution himself; the other required substantial support due to very weak IT skills (e.g. this student was unsure of how to upload an attachment to an email).
- One student submitted a file in a format which could not be accessed by the course tutor, and simply re-submitted in a different format.
- In another case, the student was not waiting long enough for the file to upload in Moodle, which was something that we had not considered explaining.

Although comparatively few students required support, substantial staff time was required from TEL staff at the College. Also, where students had not submitted successfully, out-of-date email addresses made communication challenging.

When the assignment was completed during class time, students would have benefited from observing particularly good presentations, but this was not possible when using online submission in Moodle.

Take-Aways

The upload limit of the standard online submission tool in Moodle made the task much more difficult for students. Use of the institution's lecture capture software Panopto, for student-created content, is likely to resolve this problem. Furthermore, a shared folder on the Panopto server would enable students to see each other's work selectively, thereby replicating the best of the in-class experience.

Students were provided with the following links to help them compress their videos:

- Advice for video compression using different types of phones and tablets:
<http://7labs.heypub.com/mobile/compress-video-android-ios-wp.html>
- Advice for video compression for recordings made with a video camera:
<http://blogs.it.ox.ac.uk/adamweblearn/2013/10/how-to-compress-large-video-files-without-losing-quality-using-handbrake/>

Chapter 23: Using Panopto for Formative Assessment in Earth Science

Deborah Grange⁵²

Steve Hirons⁵³

Summary

Students on the BSc Geology course at Birkbeck are required to produce descriptions of rocks so that, by the end of the course, they are able to describe rocks in detail. This practical aspect of the course is experiential, and continuous formative feedback throughout the course encourages and supports students in their development, and ensures they become competent with these descriptions. This is an essential outcome of the course, as 50% of the final exam is based on the student's ability to write descriptions of rocks. Furthermore, it is important that they become confident at providing descriptions verbally because the degree culminates in a viva with a professional geologist.

Previously, students would produce written descriptions and submit them for formative assessment. This had the disadvantage that only the marker and student would see the work and, obviously, this did not give students practice in talking about the rock. Therefore, the assessment was changed to enable students to record their verbal commentaries using Panopto (recording software licensed by the institution). These recordings were then uploaded to a shared Panopto folder so that all students on the module could access them. This gave students experience in providing verbal commentaries, and also allowed for them to see how their colleagues on the module had approached the task.

Implementation

The tutor, who had used Panopto previously, provided students with detailed instructions about both the task and the video platform, Panopto. Students downloaded the Panopto software onto their own computers. They then opened the images of rocks that the tutor had given them, added their verbal commentary, and then uploaded them to a single Panopto folder that served for all students on the module so that everybody could access, and learn from, the commentaries. The tutor and his colleagues provided formative feedback.

As the task was for formative assessment, students were allowed to take as long as they liked to prepare. The tutor did not want to add pressure by applying a deadline, but encouraged a three-week turnaround. Generally, this preparation time took around two weeks. Many students reported feeling anxious and 'outside their comfort zone' given the prospect of other students hearing their descriptions. Some dealt with that anxiety by writing down the entire script for the video, but then said that they would be more spontaneous next time. No particular time limit was given for the videos, and the longest one was about eight minutes.

52 Case study author: Deborah Grange, Senior Learning Development Tutor (TEL), Centre for Transformative Practice in Learning and Teaching, Birkbeck, University of London.

53 Project lead: Steve Hirons, Lecturer, Earth Sciences, Birkbeck, University of London.

Evaluation

Overall feedback

- Overall, students reported that the assessment made them feel more confident and comfortable describing rocks.
- Distance learners reported more satisfaction than face-to-face.
- Students reported that they were more organised in writing their observations because they knew that they were going to be recorded.
- Students reflected on the difficulty of describing what they were seeing and said that they had made notes about what they would do differently next time.
- Some students said that they enjoyed making the recordings, despite their initial anxieties.
- Students reported that the formative nature of the assessment made it less stressful.
- Students said that they would feel more comfortable if they did it again.

Individual comments

- One student didn't upload anything, but then saw what others had done and thought it was fantastic.
- Another student was very nervous and reluctant to participate, but then reported that carrying out the task has helped her gain confidence in public speaking.
- Another student who showed signs of struggling with English academic language reported that she would prefer to write down her answers. The public nature of the recording made it stressful for her.
- A very able student reported that it was extremely difficult and the most challenging task she had undertaken for a long time. It made her nervous.
- Another student reported that they found it very difficult because they had never done it before, but felt that they would enjoy it more the next time they did it, and that it would help with public speaking.
- One student said that it encouraged them to be more concise and to be more thoughtful about what they were saying. They also liked it because it was a 'different way of learning'.
- Another student, who did not upload her own contribution, found it very valuable. She was able to recap without having asked basic questions which she would find embarrassing. She also thought that learning from different students who were at the same level as her helped her learn from a different angle. She reported feeling greater confidence and understanding about producing descriptions and will upload her own next time.

Benefits and Challenges

Overall, students could see tangible benefits and it helped their confidence, although many reported feeling anxious about the assessment.

For the tutor, the preparation for this assessment was extensive and meticulous, focusing on the desired learning outcomes. A detailed, step-by-step set of instructions was written for students, and headings were provided to help them structure their descriptions. Most students found the technicalities straightforward, although the step-by-step instructions provided by the project lead were very important.

The Department of Earth and Planetary Sciences has distance learners as well as face-to-face, and one advantage of this initiative is that it is inclusive for distance learners.

Take-Aways

- Once the initial work has been done, the workload is manageable for the lecturer.
- It may push students outside their comfort zones with the resultant discomfort and resistance.
- The tutor in this case has always given lectures to students on how to organise and present their rock descriptions, but he thinks that the recording requirement makes students take it more seriously and take responsibility and ownership of their descriptions.
- This exercise may also be useful for group work. For example, students could work in groups to generate the commentaries and/or give feedback on other groups' work.
- As well as providing the students with valuable experience, the tutor reports that it will inform his teaching practice, as it requires students to engage in reflection.
- Students generally have a shrewd idea of academic ranking within the class, and the statistics (albeit very small at this stage) suggest that the contributions from the 'top' students attracted more views.

Chapter 24: Assessment and Feedback Video

Sultan Wadud⁵⁴

Vera Janev⁵⁵

Summary

For the second SOAS Learning and Teaching Conference, which was themed around Innovative Approaches to Assessment and Feedback, we decided to produce a video entitled ‘SOAS Assessment and Feedback’. You can access the video *here* (<https://youtu.be/YQ0RMH6dYew>). The video project involved interviewing both students and academics to capture experiences, tips, observations and recommendations. The purpose was to provide students with an insight into how they could utilise the feedback they receive for their assignments.

The students were also asked what, with hindsight, they would have liked to have known when they had started their studies.

Implementation

We received training on how to use the HD cameras and Adobe Premiere Pro from the marketing team at SOAS. We also contacted the audiovisual team to obtain clip-on mics and lighting equipment to ensure that we captured the best possible quality recording.

We contacted potential interviewees during the summer and at the beginning of term, and booked 30-minute slots to conduct the interviews. We were able to interview six students and six academics from a range of backgrounds and faculties. Where possible, we tried to conduct the interviews around the campus, i.e. in the Student Union, library or offices. In addition to the interviews, we recorded various ‘beauty shots’ in parts of the campus, which were used in the final clip to complement the interviews and give viewers a sense of life at SOAS.

Once all the recordings had been completed, the interviews were edited and reviewed; the parts that best suited the theme of the conference were combined to produce a five-minute clip.

Evaluation

The video was well received at the conference and was subsequently promoted within our study skills pages for students on the VLE.

54 Case study author and project lead: Sultan Wadud, E-Learning Officer, SOAS, University of London.

55 Project team member: Vera Janev, Learning and Teaching Development Officer, SOAS, University of London.

Benefits and Challenges

Benefits

- A short video appealed to students as the ‘talking heads’ were peers and experienced academics.
- The full interviews contained content that is currently being edited to produce short clips for other Welcome Week activities.
- It was useful to have a colleague who had experience in editing videos.

Challenges

- Due to a lack of available funds, existing staff were required to manage the whole video project. The main challenge was that we had to learn how to use the recording equipment and editing software.
- Booking the interviewees was another challenge, especially during the summer when not many academics or students were around.

Take-Aways

- Video projects can be very effective, but try and ensure that they are short and concise.
- Obtaining the right equipment and planning when to conduct the interviews can be difficult, so ensure you book this as soon as possible.
- Finally, editing the videos is more time-consuming than most people expect, so ensure sufficient time is planned for this before delivering the video project.

SECTION 6

Case Studies —

Technical Developments

Chapter 25: SOAS Assignment Creation and Results Tracking

Linda O'Sullivan⁵⁶
Andrew Leedham⁵⁷

Summary

Purpose

The aim of this technical development was to reduce the administrative workload and risk of error by:

- Automating the creation of Turnitin assignments.
- Collecting the results from Moodle.
- Automatically feeding into the student record management system.
- As SOAS deducts marks for late submission on a per-day basis, the submission date also needed to be returned along with the grade.

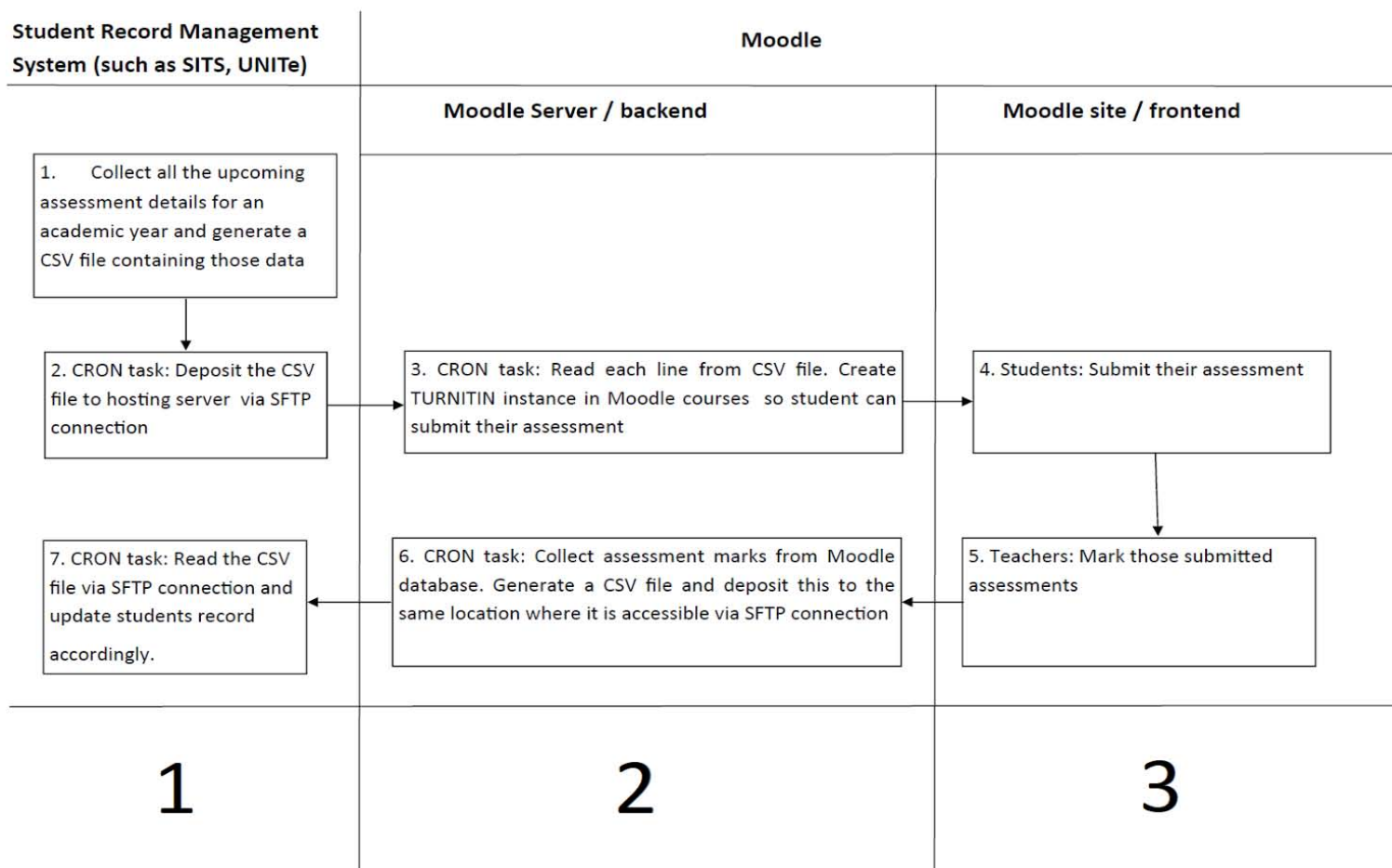
Activity summary

1. Data is collected from the Turnitin tool, which includes grades and the submission date of each assignment submission, and is saved into a text file and passed to a sftp folder (a secured folder accessible online by more than one party).
2. Once data is collected from Turnitin, it is then passed on to UNITE (student record management system). All data is initially written to a holding table and extracted from there to update individual records.

The figure overleaf illustrates the requirements for the development and how data is passed between the various systems, which include UNITE, Moodle and Turnitin.

56 Case study author and project lead: Linda O'Sullivan, E-Learning Manager, SOAS, University of London.

57 Project support: Andrew Leedham, Senior Analyst Programmer, SOAS, University of London.



Known issues

This plugin was built for the Moodle plugin Turnitin Direct 1, so it is not guaranteed that it will work on version 2.

All the default values for assignment creation are hard coded. The next version should have selectable options.

Usage

This plugin was developed for SOAS's on-campus courses, but later on it was adopted by SOAS's distance learning unit too.

The plugin is owned by the University of London Computer Centre (ULCC).

Benefits and Challenges

Benefits

SOAS is heavily dependent on essays as an assessment method, so the automation of the assignment creation process has had a wide impact on the following areas:

- **Academic workload.** The responsibility for creating assignments has been removed from individual academics. This had previously been a major stress point.
- **Administrative workload.** The majority of assignments are managed automatically leaving only outliers to be managed manually. Errors have been greatly reduced.
- **VLE support workload.** Support calls have been greatly reduced.
- **Quality Assurance.** Due dates on assignments match those published on student materials.

Challenges

In order for the benefits to be fully realised, a consistent approach to assignments needs to be maintained. SOAS has addressed this by insisting that any changes to due dates, assignment numbers, etc., is managed by faculty administrative staff, ensuring that the data is consistent across all systems. The responsibility of supplying due dates still lies with academic staff, and extracting these in a timely manner so the assignments can be created in time has proved problematic in some instances.

Dependence on Turnitin can be a challenge, and workarounds for common errors (e.g. failure to process reports) need to be worked out and consistently applied in consultation with all parties.

Take-Aways

While not perfect, this plugin has been a success. A conscious decision was made when designing it to not try to make it do all things for all circumstances. The aim was to automate the bulk processes, freeing time and resources to manually deal with outliers.

Chapter 26: My Feedback Report Plugin for Moodle

Jessica Gramp⁵⁸

Summary

The Moodle My Feedback report appears in the Profile > Reports menu and allows students to see an overview of all their grades and feedback for assessment activities, such as Moodle Assignments, Turnitin Assignments, workshops, quizzes and manual grade items entered directly into the GradeBook on one page. It also enables the information to be filtered, exported to Excel or printed. It provides students' visible grades and a link to their submission, as well as any feedback that has been released to them. Anything hidden in the GradeBook or on the course will not display. Staff have access to dashboards of summary information about the students they support.

The report is intended to help students, with the support of their personal tutors, understand the variety of feedback they receive. It can also be used to identify similarities between feedback received from across modules to help students see how they can improve their work in future assessments.

Known Issues

The My Feedback report does not draw in feedback from Turnitin directly, as there is no API available to enable this. However, the report does allow students to copy and paste general feedback from Turnitin into the report, should they choose to do so. The report also makes it easier for students and staff to access Turnitin feedback, by providing links that open each assessment directly within Turnitin, so although the feedback is not automatically displayed within the report for comparison, it is still more easily available.

Usage

The My Feedback plugin is available for download from moodle.org and has been installed on over 300 Moodle installations worldwide.

University College London (UCL) piloted the My Feedback report with over 700 students from Engineering in 2015, and released it to all staff and students across the university in October 2016. Initial feedback from students and staff has been positive, and UCL is working to promote its use more widely and encourage staff to enter grades electronically within Moodle, so that these are available within the report.

⁵⁸ Case study author and project lead: Jessica Gramp, Digital Education Advisor, UCL.

Chapter 27: Coursework Module for Moodle

Sarah Sherman⁵⁹

Alistair Spark⁶⁰

Summary

The purpose of the Coursework module, specifically developed in the context of the UK higher education market, is to improve Moodle's function for summative coursework assignments.

This plugin, which is an alternative to the Moodle Assignment tool, supports a variety of marking workflows that are not supported by other tools. It allows for double-blind marking, sample marking and single marking with moderation, which are the three key workflows for marking practice in the UK HE sector and many more. The allocation of students or groups to specific markers can be arranged either manually or automatically. It integrates with the Plagiarism API (for Turnitin) and the Moodle Advanced Grading API (to make use of Moodle Scales and Rubrics). It also supports assignments with personal deadlines, no deadlines and the regular ones where everyone has the same deadline. In addition, it has the ability to provide individual students with an extension.

Coursework has been piloted and subsequently rolled out at the RVC, which developed it in partnership with the University of London Computer Centre (ULCC), the University of Plymouth and LSHTM. It was a major evolution of the earlier Jisc-funded project, managed by the University of Exeter, called OCM (Online Coursework Management).

Known Issues

The tool is still undergoing regular updates, but the core functions are now complete. During the pilot, student submission of assignments was flawless; there were no reported technical issues from staff or students. The double-blind marking workflow worked well; however, markers involved in the pilot were notably late in marking their assignments and well beyond their set deadlines for initial marking. Although not a flaw with the tool itself, since this was purely due to academic staff time pressures, this is likely to remain a trending concern during any rollout.

Coursework does also require a fair amount of Moodle administration time in order to match the institution's particular marking workflow variants, but that is also what makes it widely usable.

59 Case study author: Sarah Sherman, Service Manager, Bloomsbury Learning Environment.

60 Project lead: Alistair Spark, VLE Manager, RVC, University of London.

Usage

Coursework was piloted at the RVC in Spring and Summer 2015 across three courses, each with different aims, grading scales and marking workflows. A number of issues and improvements were identified during these pilots beyond the previously identified requirements for a full rollout at scale. The pilots were run with a Minimum Viable Product (MVP) in order to tease out any issues with the permissions of the different roles, assess the willingness of markers to move to online marking and feedback, and identify any further functionality requirements.

Coursework was subsequently rolled out fully at the RVC throughout the 2016–17 academic year, following the presentation of a paper presented to the Learning, Teaching and Assessment Committee in May 2016. Its use remains optional, but is the recommended solution for any paperless submission of summative work and, as of June 2017, is currently used for more than 90% of submissions. Rollout for distance learning courses began in Spring 2017 following the availability of a ‘no deadline’ assignment type. The only holdouts are for assignments where a single marker is marking over 60 papers, a situation in which the markers have a preference for paper.

Benefits and Challenges

Following a consultation exercise, an overwhelming majority of markers were confident about marking online and giving feedback, with 88% of surveyed respondents being either ‘very confident’ or ‘confident’ about using the tool. While this was very positive, markers felt much less confident about PDF annotation, therefore a PDF annotation toolkit was developed with information on tools available on the various platforms and relevant existing online guidance available.

All markers who responded to the post-pilot survey stated that they would be comfortable marking all future submissions through Coursework. Feelings were mixed, however, about rolling this out to all submissions. Overall, it is really positive that markers are so open to online marking and feedback. Indeed, if they did not already have some prior experience of electronic assessment, this was solely due to lack of opportunity not willingness. More than 75% of markers expected that Coursework would be beneficial to them.

Time is, however, a major concern for markers, in particular due to the absence of a physical pile of paper on a desk to remind them that they must mark the papers, and the reduced visibility for managers of the marking workload.

One of the concerns before the pilot was to ensure that markers would review the Turnitin similarity reports of student submissions; from the pre-pilot questionnaire, 74% of respondents reported that they would either review all of the submissions or specific papers if they suspected plagiarism.

Take-Aways

Staff training was adapted based on the pre-pilot survey, with online guides and video walkthroughs for markers. Some on-site workshops were scheduled, which became feedback sessions rather than training sessions since the markers had already finished marking successfully.

Acknowledgements

The editors are grateful for all the contributors to this book, and we extend our thanks to the following, without whom publication would not have been possible:

The BLE Assessment and Feedback Advisory Board members (many of whom also provided case studies and assisted with proofreading): Luke Dillon, Jess Gramp, Deborah Grange, Lorraine Locke, Tim Neumann, Stephen Ogden, Eva Peters, Sonya Powney, Holly Smith, Jo Stroud, Mira Vogel, Sultan Wadud and Heidi Ward.

The BLE Steering Group, past and present, for their support with the project, including Jon Faulkner, Jas Gill, Craig Higgins, John Peck, J. Simon Rofe, Hilary Sellars, Nick Short and Jonathon Thomas.

Gill Ferrell and Lisa Gray (Jisc) for their advice and expertise on EMA.

Kathy Seddon and Nancy Weitz for their research and the chapter about assessment practice in distance learning.

Elizabeth Charles, Dawn Marsh and Sonya Powney for commenting thoughtfully on drafts.

Nicola Proudfoot and Sarah Turner for copy-editing.

Sonja Grussendorf for artwork.

David Hipple for typography, layout and design.

About the Editors



Leo Havemann

A former tutor in higher education, librarian in further education and IT support analyst in industry, Leo Havemann joined Birkbeck, University of London, in 2008 as a Learning Technologist. In this role he provides pedagogic and technical support for technology-enhanced learning across Birkbeck and collaborates with colleagues beyond the college via the Bloomsbury Learning Environment. He is also a coordinator of the M25 Learning Technology Group (a practitioner-focused SIG of the Association for Learning Technology), and is on the advisory board of the Open Education Working Group. His research interests include open educational practices, skills and literacies, blended learning, and technology-enhanced assessment and feedback.



Sarah Sherman

Following a degree in Psychology at UCL, Sarah began her professional career working as a primary school teacher and educational researcher. She has worked in the field of e-learning for over 17 years and currently manages the Bloomsbury Learning Environment (BLE) – a shared e-learning service for six London-based higher education institutions. Sarah is responsible for managing the coordination, implementation and development of technology-enhanced learning across the BLE partners, helping to support the use of the virtual learning environment and associated technologies, such as lecture capture and web conferencing software. Sarah is a Trustee of the Association for Learning Technology, a Fellow of the Centre for Distance Education and coordinates a number of regional and national e-learning user groups in the UK.