



Frank, Michael and Drikakis, Dimitris (2017) Solid-like heat transfer in confined liquids. *Microfluidics and Nanofluidics*, 21 (9). ISSN 1613-4982 , <http://dx.doi.org/10.1007/s10404-017-1980-x>

This version is available at <https://strathprints.strath.ac.uk/61610/>

Strathprints is designed to allow users to access the research output of the University of Strathclyde. Unless otherwise explicitly stated on the manuscript, Copyright © and Moral Rights for the papers on this site are retained by the individual authors and/or other copyright owners. Please check the manuscript for details of any other licences that may have been applied. You may not engage in further distribution of the material for any profitmaking activities or any commercial gain. You may freely distribute both the url (<https://strathprints.strath.ac.uk/>) and the content of this paper for research or private study, educational, or not-for-profit purposes without prior permission or charge.

Any correspondence concerning this service should be sent to the Strathprints administrator: strathprints@strath.ac.uk

Solid-like heat transfer in confined liquids

Michael Frank¹ · Dimitris Drikakis¹

Received: 24 October 2016 / Accepted: 6 August 2017
© The Author(s) 2017. This article is an open access publication

Abstract The aim of this research is to identify possible mechanisms that govern heat transport at a solid–liquid interface using molecular dynamics. The study reveals that, unlike its bulk analogue, a liquid in a nanochannel sustains long-lived collective vibrations, phonons, which propagate over longer timescales and distances. The larger phonon mean free path in nanochannels is attributed to the greater structural order of the liquid atoms and to the larger liquid relaxation time—the time in which the liquid structure remains unchanged and solid-like. For channels of height less than 10σ , long-range phonons are the dominant means of heat transfer in the directions parallel to the channel walls. The present findings are in agreement with experiments, which have observed significantly increased liquid relaxation times for the same range of channel heights. Finally, it is argued that confinement introduces additional transverse modes of vibration that also contribute to the thermal conductivity enhancement.

Keywords Heat transfer · Thermal conductivity · Confined liquid · Phonons · Density of states · Relaxation time

1 Introduction

Despite the increasing use of micro- and nanoflows in many fields, the effect of confinement on the properties of liquids is only partly understood. Experimental and numerical studies have shown that interactions at the solid–liquid interface,

increasingly important with diminishing system dimensions, can alter the behavior of liquids. In nanochannels, the structural order of the liquid atoms has been found to increase to various extents depending on the liquid and solid properties (Bai et al. 2010; Klein and Kumacheva 1995; Sun et al. 2002; Koga et al. 1997, 2000). This in turn has an impact on the flow dynamics; liquids often exhibit increased flow rates inside nanofluidic structures such as carbon nanotubes (Walther et al. 2013; Nicholls et al. 2012; Thomas and Corry 2015). The thermodynamic properties of liquids, such as viscosity and diffusivity, also change in nanochannels (Gao et al. 1997; Liu et al. 2005; Aoun and Russo 2016; Ghorbanian and Beskok 2016; Sofos et al. 2009).

The thermal properties of micro- and nanofluidic systems are also of academic and industrial interest, as micro- and nanochannel heat sinks are increasingly being used for thermal management. The Kapitza resistance (thermal resistance at an interface), often a bottleneck of cooling devices, can be decreased by choosing lyophilic materials that are wettable by the cooling liquid (Barrat and Chiaruttini 2003; Kim et al. 2008). This is a direct result of the increasing density of the structured liquid layers next to the channel walls (Xue et al. 2004; Alexeev et al. 2015).

It is also known that the thermal conductivity of confined liquids is in general anisotropic (Liu et al. 2005; Frank et al. 2015): As we increase the length of confinement (i.e., the diameter in the case of nanotubes or channels or the height in the case of parallel surfaces), the thermal conductivity normal to the channel surface increases. On the contrary, the thermal conductivity parallel to the solid surface decreases as the length of confinement increases. The increase in the normal thermal conductivity is attributed to the diffusivity, which also increases with the length of confinement (Liu et al. 2005; Sofos et al. 2009). However, the larger values of the parallel thermal conductivity in narrower channels are

✉ Michael Frank
michael.frank@strath.ac.uk

¹ University of Strathclyde, Glasgow G1 1XJ, UK

not well understood. This lack of understanding motivated this study.

Molecular dynamics (MD) simulations were performed to examine the effect of confinement on the thermal properties of liquids. We found that in a channel of 6.58σ in height, the thermal conductivity of liquid argon in the direction parallel to the channel walls is approximately three times greater than its unconfined equivalent. As the channel height increases, the thermal conductivity decreases and plateaus to the value of bulk argon at 25.6σ , where σ is the molecular diameter of argon. The thermal conductivity enhancement in smaller channels is due to phonons, which propagate, unscattered over longer distances compared to the phonons in bulk liquids. The increase in the phonon mean free path in nanochannels is due to the greater structural order of the liquid atoms and the larger liquid relaxation time—a time window in which the liquid atoms retain their structure—during which phonon scattering events are reduced. For channel heights less than 10σ , we show that the thermal conductivity is dominated by long-range phonons. Experiments very similar to the setup of our simulations observed significantly increased liquid relaxation times for the same range of channel heights (Demirel and Granick 1996). Finally, by studying the vibrational density of states, we argue that liquids in nanochannels can support additional transverse vibrational modes that are not available in bulk liquids. Using Frenkel's theories for liquid thermodynamics (Frenkel 1946; Bolmatov et al. 2012), we attribute the availability of the transverse oscillations to the larger liquid relaxation time.

2 Molecular model

MD simulations were performed using the LAMMPS Molecular Dynamics Simulator (Plimpton et al. 2007). The model consists of liquid argon confined by two parallel ideal solid surfaces. The walls of the channel are fixed perpendicular to the y -direction, and periodic boundary conditions are used parallel to the channel (x - and z -direction) to emulate its perpetual continuation. The dimensions in the x - and z -directions are $L_x = 14.14\sigma$ and $L_z = 16.33\sigma$, respectively. Far from being arbitrary, these values ensure that the thermal conductivity does not change by further increasing the size of the simulation box in the x - and z -directions. Physically, this convergence of the thermal conductivity implies that the system is large enough to accommodate for the largest phonon mean free path of the liquid in the corresponding directions. L_y is the distance separating the walls in the y -direction and varies across different cases, ranging between 3σ and 25.6σ . The solid particles are placed on two (111) FCC lattice planes, forming closed-group layers that minimize the gaps for liquid atoms to escape. The argon particles are initially placed randomly in the channel. The

number of inserted particles is adjusted depending on the volume of the system to realize a constant density of $0.84\rho^*$, where ρ^* is the reduced density.

The liquid particles interact through Lennard-Jones (LJ) potentials where the molecular diameter and the depth of the potential well used are $\sigma_{ll} = 1.0\sigma$ and $\epsilon_{ll} = 1.0\epsilon$, respectively. The wall atoms are fixed onto their initial lattice sites using spring potentials of stiffness $\kappa = 500\epsilon\sigma^2$. The solid–liquid interactions are also modeled through Lennard-Jones potential with $\epsilon_{wl} = 0.8\epsilon$ and $\sigma_{wl} = 0.75\sigma$.

The system temperature is regulated solely through the walls by rescaling the atomic velocities of the solid atoms (Kim et al. 2008). We have not tampered with the temperature of the liquid in any way as that has been shown to introduce unrealistic behavior (Bernardi et al. 2010; Basconi and Shirts 2013; Thomas and Corry 2015); instead the liquid atoms conduct heat to and from the walls through natural interactions/collisions.

The system is brought into thermal equilibrium at a temperature of $0.71T^*$, where T^* is the reduced temperature; this temperature, along with the aforementioned density, corresponds to the liquid state of argon (Allen and Tildesley 1989; Sarkar and Selvam 2007). The system evolves within the micro-canonical (NVE) ensemble with a timestep of $\tau \approx 2fs$. After an initial equilibration phase of $10^6\tau$, the system is sampled for a further $4 \times 10^7\tau$ for the calculation of the thermal conductivity. The thermal conductivity is calculated using the Green–Kubo relation, which correlates the thermal conductivity to the integral of the heat flux autocorrelation function (HFACF) of the system in equilibrium.

Previous studies have shown that the thermal conductivity in nanochannels is anisotropic between the directions parallel and normal to the channel walls (Liu et al. 2005; Frank et al. 2015). The behavior of the normal thermal conductivity is well understood: As the channel width increases, so does the molecular diffusion, leading to an increased thermal conductivity normal to the channel walls. Here, we are concerned with the thermal conductivity in the parallel directions, whose physical origins are, to the best of our knowledge, absent from the literature. Therefore, any reference to the thermal conductivity of the confined liquid is strictly referring to its component in the x -direction (the z -direction yielded identical results).

3 Results and discussion

Our results reveal a different dissipation pattern of energy perturbations between confined and unconfined liquids (Fig. 1). In bulk argon, energy disturbances dissipate monotonically within a short time frame—approximately 400τ —reflecting the diffusive nature of heat transfer in liquids. Under confinement, however, energy perturbations in the

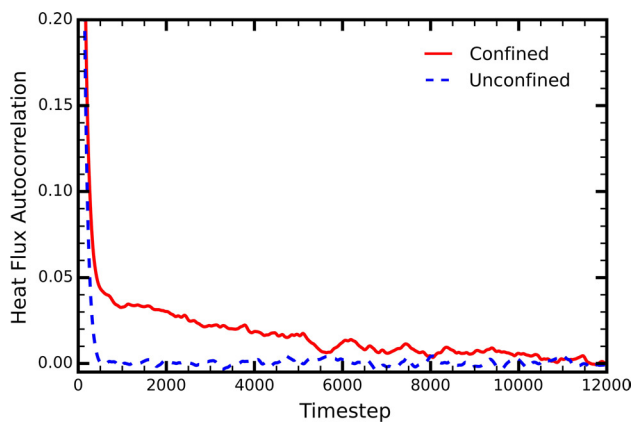


Fig. 1 Heat flux autocorrelation function in the x -direction for unconfined liquid argon (blue) and for liquid argon in a nanochannel (red). In general, the function shows how an average energy perturbation in the system dissipates over time. For bulk argon (blue), energy disturbances dissipate monotonically within 400 timesteps. For argon in a nanochannel (red), energy perturbations dissipate in two stages and vanish after 10000 timesteps. This shows that phonons in the system can propagate unscattered for longer (colour figure online)

system follow a two-stage decay: a short-lived component coinciding with its unconfined counterpart and a more gradual decrease extending in time beyond 10000τ .

Previous studies (McGaughey and Kaviani 2004; Kaburaki et al. 2007) have shown that the transition from liquid or amorphous solid to crystal argon is accompanied by the exact same change in the HFACF as that observed here between unconfined and confined liquid argon. Other crystalline materials have shown similar trends (Chen et al. 2010; Yang et al. 2014). The authors of these studies attribute the phenomenon to the existence of long-range phonons in perfect crystals, which carry energy over longer distances and timescales, causing the HFACF to decay more slowly.

In a similar manner, we attribute the two-stage decay of liquids in nanochannels to the existence of long-range phonons. In bulk liquids, phonons scatter frequently due to anharmonicities originating from the structural disorder and constant deformation of liquid atoms (Fig. 2a). However, experiments have shown that in nanochannels, the relaxation time of liquids increases by up to 10^7 times the Brownian motion in bulk liquids (Hu et al. 1991). During this relaxation time, the liquid atoms retain their structure (qualitatively shown in Fig. 2b, c) and phonon scattering events are reduced. Furthermore, the arrangement of the liquid atoms in nanochannels into neat, solid-like planes parallel to the channel walls further reduces anharmonicities. An accurate analogy is the comparison between amorphous and crystalline solids, i.e., crystals usually have greater thermal conductivities due to the highly symmetric configuration of their atoms. As Fig. 2c (and to a lesser extent Fig. 2b) shows, there is still a significant amount of diffusion in

nanochannels, which justifies the short-lived component of the decay. To quantify the effect of long-range phonons on the thermal properties of the liquid, we decomposed the thermal conductivity into its short- and long-range components by fitting a sum of two exponential functions onto the HFACF (Fig. 3) (McGaughey and Kaviani 2004; Che et al. 2000).

Figure 4 shows that, with the exception of the first point, the total thermal conductivity decreases with increasing channel height converging to 0.132 W/mK , i.e., the experimentally measured value for bulk liquid argon (Muller-Plathe 1997). We observe a maximum value of 0.38 W/mK at a confinement of 6.58σ , an almost threefold enhancement compared to the liquid's bulk form at the same temperature. We attribute the slightly decreased thermal conductivity of the first point—approximately 3σ channel height—to the overly restricted motion of the liquid particles. This restriction is shown by the different oscillatory pattern of the density profiles of the system compared to those of larger channel heights (red curve in Fig. 5).

For channel heights less than 10σ , the thermal conductivity is dominated by long-range phonons (dashed dot, blue line in Fig. 4). Experiments using a setup very similar to that of our simulations—Lennard-Jones-like liquids confined in atomically smooth walls—observed a significant increase in the liquid relaxation time for the same range of channel heights (Demirel and Granick 1996). This supports our argument that the long-range phonons are enabled by a larger liquid relaxation time.

As the channel height increases to approximately 25σ , the long-range effects vanish. Conversely, the short-range component (dotted, purple line in Fig. 4) of the thermal conductivity increases with the height of the channel, reaching a plateau at approximately 25σ .

We attribute the increase in the liquid relaxation time to the structural order of the liquid in nanochannels (Fig. 5). For channel heights below 10σ , the liquid is solid-like and stratified across the entire channel height. We believe that the increased order in smaller channels further reduces the anharmonicities in the system. At larger scales, however, the density at the center of the channel plateaus to that of bulk liquid argon, an indication that the liquid atoms behave diffusively and are under constant deformation.

To further compare the dynamics between the bulk and confined liquid, we consider the normalized vibrational density of states (VDOS), obtained by Fourier transforming the velocity autocorrelation function of the liquid particles (Fig. 6). The non-zero value at zero frequency is the diffusive vibrational mode and is a characteristic of the VDOS of liquids and gases. Although confinement doesn't seem to excite different vibrational frequencies, it introduces additional vibrational states for the same range of frequencies, which further enhance the thermal conductivity.

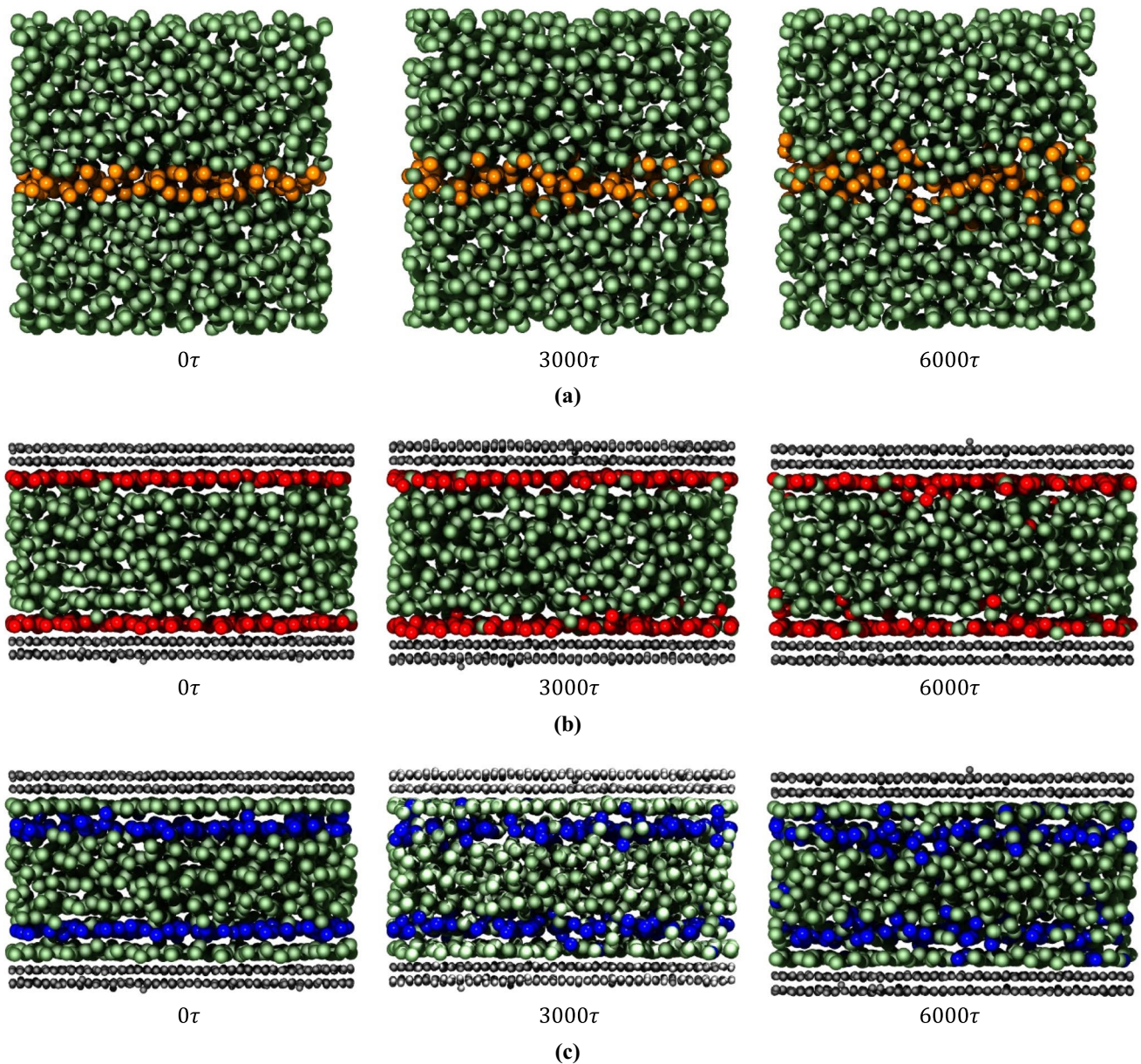


Fig. 2 Evolution of liquid particles in time. **a** A random selection of atoms in bulk liquid. The atoms diffused significantly even after 3000τ . After 6000τ , the initial configuration is no longer recognizable. **b** Evolution of the first liquid layer next to each wall (colored in red). The atoms retain their structure even after 6000τ with very little

diffusion. **c** Evolution of the second layer next to each wall (colored in blue). After 3000τ , the atoms retain their structure. However, more diffusion is observed compared to the first layer. After 6000τ , although the layers are still recognizable, the liquid atoms have diffused significantly (colour figure online)

According to Frenkel (1946), liquids can support transverse oscillations whose frequencies are greater than the inverse of the liquid relaxation time $1/\tau_F$. If we approximate the liquid relaxation times of our systems by the phonon relaxation time obtained from the HFACF then for confined liquids, we get $1/\tau_F = 0.05$ THz, whereas for the bulk liquid, we get $1/\tau_F = 1.25$ THz. Indeed, the major discrepancies

between the VDOS of the two systems lie within this interval; beyond the frequency $1/\tau_F = 1.25$ THz, the two curves are coincident with each other, within statistical accuracy. Therefore, we attribute the increased VDOS in confined liquids to transverse modes of vibration enabled by the increased relaxation time—or more precisely, the decrease in the inverse of the relaxation time. Although in this study the difference in the VDOS between the confined and

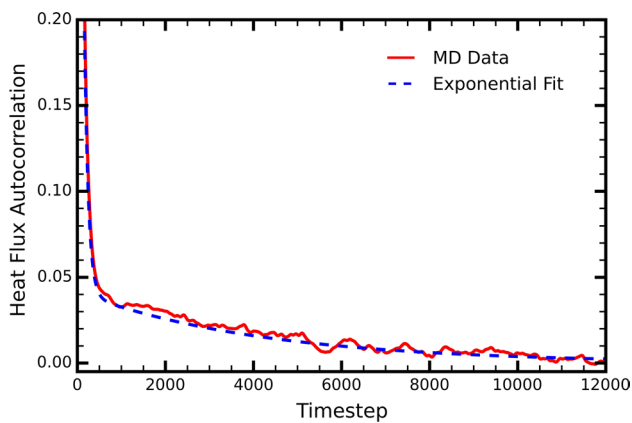


Fig. 3 Heat flux autocorrelation function (HFACF) of a liquid in a 6.58σ channel as obtained directly by the MD data (red, solid line) and as obtained by fitting a sum of two exponential functions onto it (dashed blue line) (colour figure online)

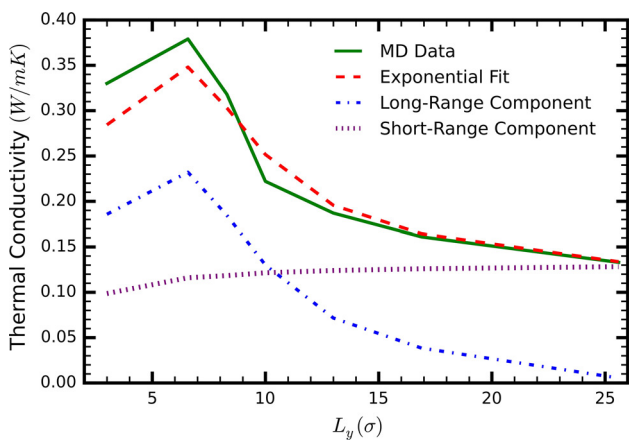


Fig. 4 Thermal conductivity of liquid argon in a nanochannel in the x -direction as a function of the channel width. The four curves represent the property as obtained by integrating the heat flux autocorrelation function using MD data (solid green line). Specifically, this was achieved by integrating a sum of two exponential functions fitted on the HFACF (dashed red line), and the individual short (dotted purple line)- and long (blue, dash dot line)-range effects obtained by the individual exponential function (colour figure online)

unconfined liquids is relatively small, we believe that in liquids with different molecular mass, intermolecular interactions and molecular shape, the effect could be greater.

Finally, in atomically perfect nanotubes, as opposed to parallel surfaces, the thermal conductivity of water follows similar trends (Liu et al. 2005), suggesting that a smoothly varying channel geometry does not significantly affect phonon propagation. However, a number of studies have shown that irregular surface roughness, inherently found on many surfaces, breaks the structured layers close to the channel walls (Papanikolaou et al. 2016, 2017). This, in turn, has implications on liquid properties such as viscosity

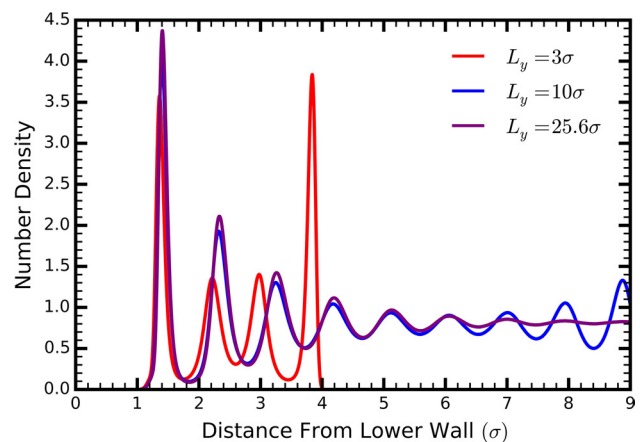


Fig. 5 Number density of the liquid for three different channel heights. Up to a channel height of approximately 10σ , the liquid is stratified across the entire height of the channel (blue line). For a channel of height 25σ , the liquid density becomes uniform and bulk-like at the center of the channel. When the channel is only 3σ in height, only four layers form in the channel with a different oscillatory pattern than for larger channels. This is due to the liquid atoms being affected by the presence of walls (colour figure online)

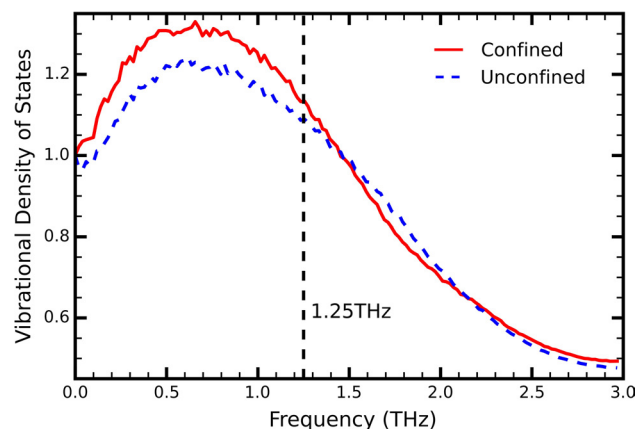


Fig. 6 Vibrational density of states (VDOS) for confined (red, solid line) and unconfined (blue, dashed line) liquids. The black vertical line marks the inverse of the phonon relaxation time of bulk argon, as measured by the heat flux autocorrelation function (colour figure online)

(Papanikolaou et al. 2017). Therefore, as a concluding remark and prospect for future work, we speculate that surface roughness will increase the frequency of scattering events, reducing the value of the thermal conductivity.

4 Conclusions

We have performed MD simulations to study how the thermodynamic behavior of liquid argon changes under confinement. We have shown that the thermal conductivity in the direction parallel to the solid surfaces is enhanced almost

three times in a nanochannel of height 6.58σ compared to the equivalent unrestricted liquid. As the channel height increases, the thermal conductivity decreases and converges to the value of bulk argon. We attribute this enhancement to the existence of long-range phonons available in the system due to the increased structural order and larger relaxation time of liquids under confinement. The results show that long-range phonons are the dominant means of heat transfer in nanochannels of height less than 10σ . Experiments observed significantly increased liquid relaxation times for the same range of channel heights, further supporting our argument. The effect of long-range phonons on the thermal conductivity vanishes completely for channels with height greater than 25σ . Finally, by comparing the vibrational density of states between confined and unconfined liquids, we concluded that confinement introduces additional transverse oscillations. We attribute the extra transverse vibrational modes to the increase in the relaxation time such that its inverse is smaller than the vibrational frequencies of the system.

Acknowledgements Results were obtained using the EPSRC-funded ARCHIE-WeSt High Performance Computer (www.archie-west.ac.uk). EPSRC Grant No. EP/K000586/1.

Open Access This article is distributed under the terms of the Creative Commons Attribution 4.0 International License (<http://creativecommons.org/licenses/by/4.0/>), which permits unrestricted use, distribution, and reproduction in any medium, provided you give appropriate credit to the original author(s) and the source, provide a link to the Creative Commons license, and indicate if changes were made.

References

- Alexeev D et al (2015) Kapitza resistance between few-layer graphene and water: liquid layering effects. *Nano Lett* 15(9):5744–5749
- Allen MP, Tildesley DJ (1989) *Computer simulation of liquids*. Oxford University Press, Oxford
- Aoun B, Russo D (2016) Nano-confinement of biomolecules: hydrophilic confinement promotes structural order and enhances mobility of water molecules. *Nano Res* 9(2):273–281
- Bai J, Tanaka H, Zeng XC (2010) Graphene-like bilayer hexagonal silicon polymorph. *Nano Res* 3(10):694–700
- Barrat J-L, Chiaruttini F (2003) Kapitza resistance at the liquid–solid interface. *Mol Phys* 101(11):1605–1610
- Basconi JE, Shirts MR (2013) Effects of temperature control algorithms on transport properties and kinetics in molecular dynamics simulations. *J Chem Theory Comput* 9(7):2887–2899
- Bernardi S, Todd B, Searles DJ (2010) Thermostating highly confined fluids. *J Chem Phys* 132:244706
- Bolmatov D, Brazhkin V, Trachenko K (2012) The phonon theory of liquid thermodynamics. *Sci Rep* 2:421
- Che J, Cagin T, Deng W, Goddard WA III (2000) Thermal conductivity of diamond and related materials from molecular dynamics simulations. *J Chem Phys* 113:6888–6900
- Chen J, Zhang G, Li B (2010) Remarkable reduction of thermal conductivity in silicon nanotubes. *Nano Lett* 10:3978–3983
- Demirel AL, Granick S (1996) Glasslike transition of a confined simple fluid. *Phys Rev Lett* 77(11):2261
- Frank M, Drikakis D, Asproulis N (2015) Thermal conductivity of nanofluid in nanochannels. *Microfluid Nanofluid* 19(5):1011–1017
- Frenkel YI (1946) *Kinetic theory of liquids*. Clarendon Press, Oxford
- Gao J, Luedtke W, Landman U (1997) Layering transitions and dynamics of confined liquid films. *Phys Rev Lett* 79(4):705
- Ghorbanian J, Beskok A (2016) Scale effects in nano-channel liquid flows. *Microfluid Nanofluid* 20(8):121
- Hu H-W, Carson GA, Granick S (1991) Relaxation time of confined liquids under shear. *Phys Rev Lett* 66(21):2758
- Kaburaki H, Li J, Yip S, Kimizuka H (2007) Dynamical thermal conductivity of argon crystal. *J Appl Phys* 102(4):043514
- Kim BH, Beskok A, Cagin T (2008) Thermal interactions in nanoscale fluid flow: molecular dynamics simulations with solid–liquid interfaces. *Microfluid Nanofluid* 5:551–559
- Klein J, Kumacheva E (1995) Confinement-induced phase transitions in simple liquids. *Science* 269(5225):816–819
- Koga K, Zeng XC, Tanaka H (1997) Freezing of confined water: a bilayer ice phase in hydrophobic nanopores. *Phys Rev Lett* 79(26):5262
- Koga K, Tanaka H, Zeng X (2000) First-order transition in confined water between high-density liquid and low-density amorphous phases. *Nature* 408(6812):564–567
- Liu Y, Wang Q, Zhang L, Wu T (2005) Dynamics and density profile of water in nanotubes as one-dimensional fluid. *Langmuir* 21:12025–12030
- McGaughey A, Kaviani M (2004) Thermal conductivity decomposition and analysis using molecular dynamics simulations. Part I. Lennard-Jones argon. *Int J Heat Mass Transf* 47:1783–1798
- Muller-Plathe F (1997) A simple nonequilibrium molecular dynamics method for calculating the thermal conductivity. *J Chem Phys* 106:6082–6085
- Nicholls WD, Borg MK, Lockerby DA, Reese JM (2012) Water transport through (7, 7) carbon nanotubes of different lengths using molecular dynamics. *Microfluid Nanofluid* 12(1–4):257–264
- Papanikolaou M, Frank M, Drikakis D (2016) Nanoflow over a fractal surface. *Phys Fluids* 28(8):082001
- Papanikolaou M, Frank M, Drikakis D (2017) Effects of surface roughness on shear viscosity. *Phys Rev E* 95(3):033108
- Plimpton S, Crozier P, Thompson A (2007) LAMMPS-large-scale atomic/molecular massively parallel simulator. *Sandia Nat Lab* 18:1
- Sarkar S, Selvam RP (2007) Molecular dynamics simulation of effective thermal conductivity and study of enhanced thermal transport mechanism in nanofluids. *J Appl Phys* 102:074302
- Sofos F, Karakasidis T, Liakopoulos A (2009) Transport properties of liquid argon in krypton nanochannels: anisotropy and non-homogeneity introduced by the solid walls. *Int J Heat Mass Transf* 52:735–743
- Sun G, Bonaccorso E, Franz V, Butt H-J (2002) Confined liquid: simultaneous observation of a molecularly layered structure and hydrodynamic slip. *J Chem Phys* 117(22):10311–10314
- Thomas M, Corry B (2015) Thermostat choice significantly influences water flow rates in molecular dynamics studies of carbon nanotubes. *Microfluid Nanofluid* 18(1):41–47
- Walther JH et al (2013) Barriers to superfast water transport in carbon nanotube membranes. *Nano Lett* 13(5):1910–1914
- Xue L et al (2004) Effect of liquid layering at the liquid–solid interface on thermal transport. *Int J Heat Mass Transf* 47(19):4277–4284
- Yang L, Yang N, Li B (2014) Extreme low thermal conductivity in nanoscale 3D Si phononic crystal with spherical pores. *Nano Lett* 14:1734–1738