



US009743290B2

(12) **United States Patent**
Barsoum et al.

(10) **Patent No.:** **US 9,743,290 B2**
(45) **Date of Patent:** **Aug. 22, 2017**

(54) **METHODS AND APPARATUSES FOR SIGNALING WITH GEOMETRIC CONSTELLATIONS IN A RALEIGH FADING CHANNEL**

(71) Applicant: **Constellation Designs, Inc.**, Pacific Palisades, CA (US)

(72) Inventors: **Maged F. Barsoum**, Saratoga, CA (US); **Christopher R. Jones**, Pacific Palisades, CA (US)

(73) Assignee: **Constellation Designs, Inc.**, Pacific Palisades, CA (US)

(*) Notice: Subject to any disclaimer, the term of this patent is extended or adjusted under 35 U.S.C. 154(b) by 0 days.

(21) Appl. No.: **14/943,003**

(22) Filed: **Nov. 16, 2015**

(65) **Prior Publication Data**
US 2016/0309342 A1 Oct. 20, 2016

Related U.S. Application Data
(63) Continuation of application No. 13/179,383, filed on Jul. 8, 2011, now Pat. No. 9,191,148, which is a (Continued)

(51) **Int. Cl.**
H04L 23/02 (2006.01)
H04L 27/36 (2006.01)
(Continued)

(52) **U.S. Cl.**
CPC **H04W 24/02** (2013.01); **H04L 1/0003** (2013.01); **H04L 1/0009** (2013.01); **H04L 5/006** (2013.01);
(Continued)

(58) **Field of Classification Search**
CPC H04B 7/06; H04B 7/08; H03M 13/255; H03M 13/1165; H04W 52/24;
(Continued)

(56) **References Cited**

U.S. PATENT DOCUMENTS

5,289,501 A 2/1994 Seshadri et al.
5,862,179 A 1/1999 Goldstein et al.
(Continued)

FOREIGN PATENT DOCUMENTS

EP 1578021 A1 9/2005
EP 1971098 A1 9/2008
(Continued)

OTHER PUBLICATIONS

European Supplementary Search Report for Application No. EP 08795885, International Filing Date Jun. 5, 2008, Search Completed Apr. 1, 2014, 8 pgs.

(Continued)

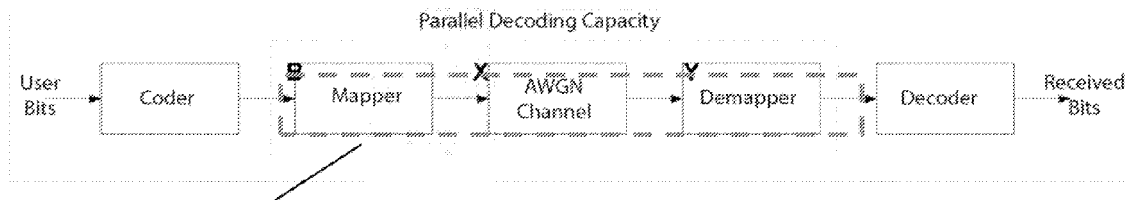
Primary Examiner — Tesfaldet Bocure

(74) *Attorney, Agent, or Firm* — KPPB LLP

(57) **ABSTRACT**

Communication systems are described that use signal constellations, which have unequally spaced (i.e. ‘geometrically’ shaped) points. In many embodiments, the communication systems use specific geometric constellations that are capacity optimized at a specific SNR, over the Raleigh fading channel. In addition, ranges within which the constellation points of a capacity optimized constellation can be perturbed and are still likely to achieve a given percentage of the optimal capacity increase compared to a constellation that maximizes d_{min} , are also described. Capacity measures that are used in the selection of the location of constellation points include, but are not limited to, parallel decode (PD) capacity and joint capacity.

96 Claims, 114 Drawing Sheets



Related U.S. Application Data

- continuation-in-part of application No. 12/156,989, filed on Jun. 5, 2008, now Pat. No. 7,978,777.
- (60) Provisional application No. 60/933,319, filed on Jun. 5, 2007, provisional application No. 61/362,649, filed on Jul. 8, 2010.
- (51) **Int. Cl.**
H04L 27/38 (2006.01)
H04W 24/02 (2009.01)
H04L 1/00 (2006.01)
H04L 27/34 (2006.01)
H04L 5/00 (2006.01)
H04W 72/04 (2009.01)
- (52) **U.S. Cl.**
 CPC *H04L 27/3405* (2013.01); *H04W 72/0453* (2013.01); *H04W 72/0473* (2013.01)
- (58) **Field of Classification Search**
 CPC H04W 24/02; H04W 72/0453; H04W 72/0473; H04L 27/362; H04L 27/2071; H04L 27/364; H04L 27/38; H04L 27/34; H04L 27/3488; H04L 1/0041; H04L 1/0071; H04L 1/0003; H04L 5/0007; H04L 1/0009; H04L 27/00; H04L 2001/0098; H04L 5/006; H04L 27/3405; H03C 3/40; H03C 5/00
 USPC 375/259, 260, 261, 262, 268, 269, 295, 375/298, 279, 280, 329, 308, 316, 340, 375/341, 332; 329/304
 See application file for complete search history.

(56) **References Cited**

U.S. PATENT DOCUMENTS

6,115,415	A	9/2000	Goldstein et al.
6,157,678	A	12/2000	Wei
6,603,801	B1	8/2003	Andren et al.
6,606,355	B1	8/2003	Wei
6,611,554	B1	8/2003	Chouly et al.
6,665,831	B1	12/2003	Yoshida et al.
7,245,666	B1	7/2007	Gardner et al.
7,376,203	B2	5/2008	Brunel et al.
7,620,067	B2	11/2009	Niu et al.
7,978,777	B2	7/2011	Barsoum et al.
8,265,175	B2	9/2012	Barsoum et al.
8,270,511	B2	9/2012	Barsoum et al.
8,842,761	B2	9/2014	Barsoum et al.
9,191,148	B2	11/2015	Barsoum
9,385,832	B2	7/2016	Barsoum et al.
2002/0044597	A1	4/2002	Shively et al.
2002/0106010	A1*	8/2002	Jones H04L 1/0003 375/219
2003/0231715	A1*	12/2003	Shoemake H04L 1/06 375/267
2004/0022179	A1	2/2004	Giannakis et al.
2004/0066738	A1*	4/2004	Stopler H04L 1/0041 370/206
2004/0161050	A1	8/2004	Larsson et al.
2004/0258177	A1*	12/2004	Shen H03M 13/1117 375/308
2005/0180531	A1	8/2005	Wellig et al.
2005/0207507	A1	9/2005	Mitsutani
2005/0276343	A1*	12/2005	Jones H04L 1/0003 375/260
2005/0286409	A1	12/2005	Yoon et al.
2006/0045169	A1	3/2006	Kim
2006/0155843	A1	7/2006	Glass et al.
2007/0054614	A1	3/2007	Walker et al.
2007/0116161	A1	5/2007	Tokoro et al.
2007/0147530	A1	6/2007	Li

2007/0280147	A1	12/2007	Catreux-erceg et al.
2008/0200114	A1	8/2008	Eberlein
2009/0097582	A1	4/2009	Barsoum et al.
2009/0161786	A1	6/2009	Nakagawa et al.
2010/0195743	A1	8/2010	Barsoum et al.
2010/0303174	A1	12/2010	Oh et al.
2011/0228869	A1	9/2011	Barsoum et al.
2012/0147983	A1	6/2012	Barsoum et al.
2013/0083862	A1	4/2013	Barsoum et al.
2013/0170571	A1	7/2013	Barsoum et al.
2015/0236812	A1	8/2015	Barsoum et al.

FOREIGN PATENT DOCUMENTS

JP	09130438	A	5/1997
JP	2003229835		8/2003
JP	2005269258	A	9/2005
WO	9832257		7/1998
WO	2007074524	A1	7/2007
WO	2008151308	A1	12/2008
WO	2010078472	A1	7/2010

OTHER PUBLICATIONS

International Search Report for International Application No. PCT/US2009/069881, date completed Apr. 12, 2010, date mailed May 3, 2010, 2 pgs.

International Search Report for International Application No. PCT/US2008/065994, Report completed Oct. 3, 2008, mailed Oct. 22, 2008, 2 pgs.

Written Opinion for International Application No. PCT/US2008/065994, completed Oct. 3, 2008, mailed Oct. 22, 2008, 5 pgs.

Written Opinion of the International Searching Authority for International Application No. PCT/US 09/69881, date completed Apr. 13, 2010, date mailed May 3, 2010, 10 pgs.

U.S. Appl. No. 13/618,630, "Notice of Allowance Received", May 15, 2014, 10 pgs.

Agrell et al., "On the Optimality of the Binary Reflected Gray Code", IEEE Transactions on Information Theory, Dec. 2004, vol. 50, No. 12, pp. 3170-3182.

Barsoum, M. et al., "Constellation Design via Capacity maximization", IEEE International Symposium on Information Theory, Jun. 24, 2007, p. 1821-1825.

Betts et al., "Performance of Nonuniform Constellations on the Gaussian Channel", IEEE Transactions on Information Theory, Sep. 1994, vol. 40, No. 5, pp. 1633-1638.

Conway et al., "A Fast Encoding Method for Lattice Codes and Quantizers", IEEE Transactions on Information Theory, Nov. 1983, vol. IT-29, No. 6, pp. 820-824.

De Gaudenzi, Riccardo et al., "Performance Analysis of Turbo-Coded APSK Modulations over Nonlinear Satellite Channels", IEEE Transactions on Wireless Communications, vol. 5, No. 9, Sep. 6, 2006, pp. 2396-2407, XP002457811, ISSN: 1536-1276, DOI: 10.1109/TWC.2006.1687763.

De Gaudenzi, Riccardo et al., "Turbo-Coded APSK Modulations Design for Satellite Broadband Communications", International Journal of Satellite Communications and Networking, vol. 24, No. 4, Jul. 1, 2006, pp. 261-281, XP008134566, ISSN: 1542-0973, DOI: 10.002/SAT.841.

Duan, Long, et al., "Approaching the AWGN Channel Capacity without Active Shaping", Proceedings of the International Symposium on Information Theory, pp. 374, 1997.

Forney, "Multidimensional Constellations—Part II: Voronoi Constellations", IEEE Journal on Selected Areas in Communications, Aug. 1989, vol. 7, No. 6, pp. 941-958.

Forney, Jr. et al., "Efficient Modulation for Band-Limited Channels", IEEE Journal on Selected Areas in Communications, Sep. 1984, vol. SAC-2, No. 5, pp. 632-647.

Forney, Jr. et al., "Multidimensional Constellations—Part I: Introduction, Figures of Merit, and Generalized Cross Constellations", IEEE Journal on Selected Areas in Communication, Aug. 1989, vol. 7, No. 6, pp. 877-892.

(56)

References Cited

OTHER PUBLICATIONS

- Foschini et al., "Optimization of Two-Dimensional Signal Constellations in the Presence of Gaussian Noise", *IEEE Transactions on Communications*, Jan. 1974, vol. Com-22, No. 1, pp. 28-38.
- Fragouli et al., "Turbo Codes with Non-Uniform QAM Constellations", *IEEE Int. Conf. Commun.*, Jun. 2001, pp. 70-73.
- Frank, Kschischang et al., "Optimal Nonuniform Signaling for Gaussian Channels", *IEEE*, pp. 913-929, 1993.
- Hamkins et al., "Asymptotically Dense Spherical Codes—Part II: Laminated Spherical Codes", *IEEE Transactions on Information Theory*, Nov. 1997, vol. 43, No. 6, pp. 1786-1797.
- Hamkins et al., "Asymptotically Dense Spherical Codes—Part I: Wrapped Spherical Codes", *IEEE Transactions on Information Theory*, Nov. 1997, vol. 43, No. 6, pp. 1774-1785.
- Loghin et al., "Non-Uniform Constellations for ATSC 3.0", *IEEE Transactions on Broadcasting*, vol. 62, No. 1, Mar. 2016, pp. 197-203.
- Makowski, "On the Optimality of Uniform Pulse Amplitude Modulation", *IEEE Transactions on Information Theory*, Dec. 2006, vol. 52, No. 12, pp. 5546-5549.
- Milovanovic et al., "Simple Optimization Method of One-Dimensional M-PAM Constellations for the AWGN Channels", 4th International Conference on Telecommunications in Modern Satellite, Cable and Broadcasting Services, Oct. 13-15, 1999, pp. 263-266.
- Moore, Brendan "Pairwise optimization of modulation constellations for nonuniform sources Modulation", *Can. J. Elect. Computer Eng.* vol. 34, pp. 167-177, 2009.
- Muhammad et al., "Joint Optimization of Signal Constellation and Bit Labeling for Bit-Interleaved Coded Modulation with Iterative Decoding", *IEEE Communications Letters*, Sep. 2005, vol. 9, No. 9, pp. 775-777.
- Otnes, R., "Adaptive Data Rate using ARQ and Nonuniform Constellations", *Vehicular Technology Conference* pp. 1211-1215, 2001.
- Raphaelli et al., "Constellation Shaping for Pragmatic Turbo-Coded Modulation with High Spectral Efficiency", *IEEE Transactions on Communications*, Mar. 2004, vol. 52, No. 3, pp. 341-345.
- Ruotsalainen, "On the construction of the higher dimensional constellations", *ISIT 2000, Lausanne, Switzerland*, Jun. 30-Jul. 5, 2002, p. 490.
- Shannon, "A Mathematical Theory of Communication", *The Bell System Technical Journal*, vol. XXVII, No. 3, Jul. 1948, Retrieved from: <https://ia601607.us.archive.org/35/items/bstj27-3-379/bstj27-3-379.pdf>, 45 pgs.
- Sommer, Dirk et al. "Signal Shaping by Non-Uniform QAM for AWGN Channels and Applications Using Turbo Coding", *Proc. ITG Conf. Source and Channel Coding*, Jan. 31, 2000, pp. 81-86, XP055110228.
- Sout, Nuno, "Iterative Turbo Multipath Interference Cancellation for WCDMA System with Non-Uniform Modulation", *IEEE*, pp. 811-815, 2005.
- Sun et al., "Approaching Capacity by Equiprobable Signaling on the Gaussian Channel", *IEEE Transactions on Information Theory*, Sep. 1993, vol. 39, No. 5, pp. 1714-1716.
- Ungerboeck, "Channel Coding with Multilevel/Phase Signals", *IEEE Transactions on Information Theory*, Jan. 1982, vol. IT-28, No. 1, pp. 55-67.
- Zesong, Fei, "Shaping Gain by Non-Uniform QAM Constellation with Binary Turbo Coded Modulation", *IEEE*, pp. 1863-1867, 2003.
- Agrell et al., "Gray Coding for Multilevel Constellations in Gaussian Noise", To appear in *IEEE Transactions on Information Theory*, vol. 53, Issue 1, Jan. 2007, Published Dec. 26, 2006, 14 Pgs.
- Agrell et al., "On optimal constellations for BICM at low SNR", *Information Theory Workshop*, 2009. ITW 2009. *IEEE*, Conference: Oct. 11-16, 2009: pp. 480-484.
- Agrell et al., "On the BICM Capacity", *ArXiv.org*, Dec. 8, 2010, 45 pgs.
- Agrell et al., "Optimal Signal Sets and Binary Labelings for BICM at low SNR", To appear in *IEEE Transactions on Information Theory*, vol. 57, Issue 10, Oct. 2011, Published Oct. 6, 2011, 24 pgs.
- Alvarado et al., "On the BICM Capacity—Part I: Binary Labelings, Arbitrary Input Distributions, and First-Order Asymptotics", *Arxiv.org*, Jan. 25, 2010, 45 pgs.
- Alvarado et al., "On the capacity of BICM with QAM constellations (Invited Paper)", Retrieved from: http://publications.lib.chalmers.se/records/fulltext/local_92655.pdf, IWCMC'09, Jun. 21-24, 2009, Leipzig, Germany, 8 pgs.
- Arafa et al., "Non-Uniform Signal Constellation for Iteratively Decoded Bit Interleaved Coded Modulation (BICM-ID) with Convolution and LDPC Codes", 2011 International Conference on Innovations in Information Technology, Conference: Apr. 25-27, 2011, 6 pgs.
- Batshon, "Iterative Polar Quantization-Based Modulation to Achieve Channel Capacity in Ultrahigh-Speed Optical Communication Systems", *IEEE Photonics Journal*, vol. 2, No. 4, pp. 593-599 Aug. 2010.
- Choi et al., "Channel Capacity Enhancement Scheme for Satellite Communication System", 2007 6th International Conference on Informating Communications & Signal Processing, Conference: Dec. 10-13, 2007, 4 pgs.
- Choi et al., "Satellite-DMB applied to the 8PSK hierarchical modulation", *Digest of Technical Papers. International Conference on Consumer Electronics*, 2007. ICCE 2007, Conference: Jan. 10-14, 2007, 2 pgs.
- Fabregas et al., "Bit-Interleaved Coded Modulation", *Foundations and Trends® in Communications and Information Theory*: vol. 5: No. 1-2, pp. 1-153. <http://dx.doi.org/10.1561/0100000019>, Published: Nov. 30, 2008.
- Fabregas et al., "Bit-Interleaved Coded Modulation with Shaping", *IEEE Information Theory Workshop (ITW)*, 2010, Conference: Aug. 30-Sep. 3, 2010, 6 pgs.
- Fabregas et al., "Error Probability of Bit-Interleaved Coded Modulation using the Gaussian Approximation", 2004 Conference on Information Sciences and Systems, Princeton University, Mar. 17-19, 2004, 7 pgs.
- Fabregas et al., "Impact of Signal Constellation Expansion on the Achievable Diversity of Pragmatic Bit-interleaved Space-Time Codes", *IEEE Transactions on Wireless Communications*, vol. 5, Issue 8, Aug. 2006, pp. 2032-2037.
- Farid, "Design of Non-Uniform Capacity-Approaching Signaling for Optical Wireless Intensity Channels", *IEEE International Symposium on Information Theory*, 2008, Conference: Jul. 6-11, 2008, 5 pgs.
- Farid et al., "Channel Capacity and Non-Uniform Signaling for Free-Space Optical Intensity Channels", *IEEE Journal on Selected Areas in Communications*, vol. 27, No. 9, Dec. 2009, 12 pgs.
- Fragouli et al., "Serially Concatenated Coding for Broadcasting S-UMTS Applications", *IEEE 7th Int. Symp. on Spread-Spectrum Tech. & Appl.*, Prague, Czech Republic, Sep. 2-5, 2002, 5 pgs.
- Hossain et al., "BICM Transmission using Non-Uniform QAM Constellations: Performance Analysis and Design", *IEEE International Conference on Communications (ICC)*, 2010, Conference: May 23- 27, 2010, 7 pgs.
- Hossain et al., "Constellation and Interleaver Design for BICM", *Global Telecommunications Conference (GLOBECOM 2011)*, 2011 *IEEE*, Conference: Dec. 5-9, 2011, 7 pgs.
- Hossain et al., "Towards Fully Optimized BICM Transceivers", *Arxiv.org*, Dec. 8, 2010, 31 pgs.
- Jo et al., "An Advanced Hierarchical Modulation with Rotated Constellation", *The 12th International Conference on Advanced Communication Technology (ICACT)*, 2010, Conference: Feb. 7-10, 2010, pp. 515-518.
- Kayhan et al., "Joint Signal-Labeling Optimization for Pragmatic Capacity under Peak-Power Constraint", *Global Telecommunications Conference (GLOBECOM 2010)*, 2010 *IEEE*, Conference Dec. 6-10, 2010, Miami, FL, USA, 6 pgs.
- Khoo et al., "Bit Interleaved Coded Modulation with Iterative Decoding Using Constellation Shaping", *IEEE Transactions on Communications*, Oct. 2006, 5 pgs.
- Lee et al., "Hierarchical Constellation Based Adaptive Relay Scheme in Multi-Hop Networks", *IEEE Communication Letters*, vol. 11, No. 3, Mar. 2007, pp. 225-227.

(56)

References Cited

OTHER PUBLICATIONS

- Liolis et al., "Amplitude Phase Shift Keying Constellation Design and its Applications to Satellite Digital Video Broadcasting", Retrieved from: http://www.dtic.upf.edu/~aguillen/home_upf/Publications_files/apsk_chapter.pdf, Jun. 1, 2009, 28 pgs.
- Liu et al., "APSK Constellation with Gray Mapping", IEEE Communications Letters, vol. 15, Issue 12, Dec. 2011, pp. 127-1273, Date of Publication Oct. 31, 2011.
- Martinez, "Coding and Modulation for the Additive Exponential Noise Channel", IEEE International Symposium on Information Theory, 2008. ISIT 2008, Conference: Jul. 6-11, 2008, 5 pgs.
- Martinez et al., "Bit-Interleaved Coded Modulation in the Wideband Regime", Retrieved from: <https://arxiv.org/pdf/0710.4046.pdf>, Oct. 22, 2007, 23 pgs.
- Meric et al., "Generic Approach for Hierarchical Modulation Performance Analysis: Application to DVB-SH and DVB-S2", Retrieved from: <https://arxiv.org/abs/1103.1742>, Submitted Mar. 9, 2011, Draft Mar. 10, 2011, 17 pgs.
- Mheich et al., "Constellation Shaping for Broadcast Channels in Practical Situations", 19th European Signal Processing Conference (EUSIPCO 2011), Barcelona, Spain, Aug. 29-Sep. 2, 2011, pp. 96-100.
- Ngo et al., "A New Iterative Decoder for Turbo Codes on the Nonlinear Channel with Non-uniform 16QAM Modulation", Turbo Codind 2006, Apr. 3-7, 2006, Munich, 7 pgs.
- Ngo et al., "Performance of non-uniform 16QAM modulation over linear and nonlinear channels", Electronics Letters, vol. 42, Issue 9, Apr. 27, 2006, 2 pgs.
- Raphaelli, "An Improved Pragmatic Turbo Encoding Scheme for High Spectral Efficiency Using Constellation Shaping", IEEE International Conference on Communications, ICC 2003, Conference May 11-15, 2003, Anchorage, AK, USA, 6 pgs.
- S.Y. Le Goff, "Channel capacity of bit-interleaved coded modulation schemes using 8-ary signal constellations", Electronics Letters, vol. 38, Issue 4, Feb. 14, 2002, pp. 187-188.
- S.Y. Le Goff, "Signal Constellations for Bit-Interleaved Coded Modulation", IEEE Transactions on Information Theory, vol. 49, Issue 1, Jan. 2003, pp. 307-313.
- Schreckenach et al., "Signal Shaping Using Non-Unique Symbol Mappings", Proceedings of the 43rd Annual Allerton Conference on Communication, Control and Computing, Sep. 2005, 10 pgs.
- Shen et al., "On the Design of Modern Multilevel Coded Modulation for Unequal Error Protection", IEEE International Conference on Communications, 2008. ICC '08, Conference: May 19-23, 2008, 6 pgs.
- Souto et al., "Iterative Detection and Channel Estimation for WCDMA Systems Employing Non-Uniform QAM Constellations", IST Mobile and Wireless Communications Summit, Jun. 2006, 6 pgs.
- Souto et al., "Non-Uniform Constellations for Broadcasting and Multicasting Services in WCDMA Systems", Retrieved from: <http://www.eurasip.org/Proceedings/Ext/IST05/papers/424.pdf>, Jun. 19-23, 2005, 5 pgs.
- Stierstorfer et al., "Asymptotically Optimal Mappings for BICM with M-Pam and Msquared-QAM", Retrieved from: http://www.lit.int.de/papers/elet_set_part_cst_2009.pdf, Draft, Jan. 13, 2009, 6 pgs.
- Stierstorfer et al., "Optimizing BICM with convolutional codes for transmission over the AWGN channel", Int. Zurich Seminar on Communications (IZS), Mar. 3-5, 2010, 5 pgs.
- Theodorakopoulos et al., "Comparison of Uniform and Non-uniform M-QAM Schemes for Mobile Video Applications", Proceedings of the 2005 Systems Communications, 2005, Conference: Aug. 14-17, 2005, 6 pgs.
- Valles, "Constellation Design for Improved Iterative LDPC Decoding", Aerospace Conference, 2008 IEEE, Conference: Mar. 1-8, 2008, Big Sky, MT, USA, DOI: 10.1109/AERO.2008.4526371, 7 pgs.
- Vithaladevuni, "A Recursive Algorithm for the Exact BER Computation of Generalized Hierarchical QAM Constellations", IEEE, Transactions on Information Theory, vol. 49, No. 1, Jan. 14, 2003, 11 pgs.
- Von Deetzen et al., "On Code Design for Unequal Error Protection Multilevel Coding", 7th International ITG Conference on Source and Channel Coding (SCC), 2008, Conference: Jan. 14-16, 2008, 4 pgs.
- Wang et al., "Shaping Gain for AWGN Channel by Non-Uniform Constellation in LDPC-Coded System", 11th IEEE Singapore International Conference on Communication Systems, 2008, ICCS 2008, Conference: Nov. 19-21, 2008.
- Wu, "Non-uniform and Large Distance Constellation Design for Hierarchical Modulation", 2010 IEEE International Conference on Communications (ICC), Conference: May 23-27, 2010, 5 pgs.
- Xie et al., "On the Channel Capacity and Iterative Demapping of Generalized 4PAM over AWGN Channel", 11th IEEE Singapore International Conference on Communication Systems, 2008. ICCS 2008. Dec. 2008, pgs.
- Yang et al., "A Novel BICM-ID System Approaching Shannon-Limit at High Spectrum Efficiency", IEICE Trans. Commun., vol. E94-B, No. 3, Mar. 2011, pp. 793-795.
- Yuan et al., "Robust Hierarchical Broadcasting for AWGN and Flat Rayleigh Fading Channels using Multilevel Codes", Proceedings of IEEE Fifth International Symposium on Communication Theory & Applications, ISCTA'99, Ambleside, UK, 1999, S. 160-162, 3 pgs.
- Zhang et al., "A New Constellation Shaping Method and Its Performance Evaluation in BICM-ID", IEEE 70th Vehicular Technology Conference Fall (VTC 2009-Fall). Conference Sep. 20-23, 2009, 5 pgs.

* cited by examiner

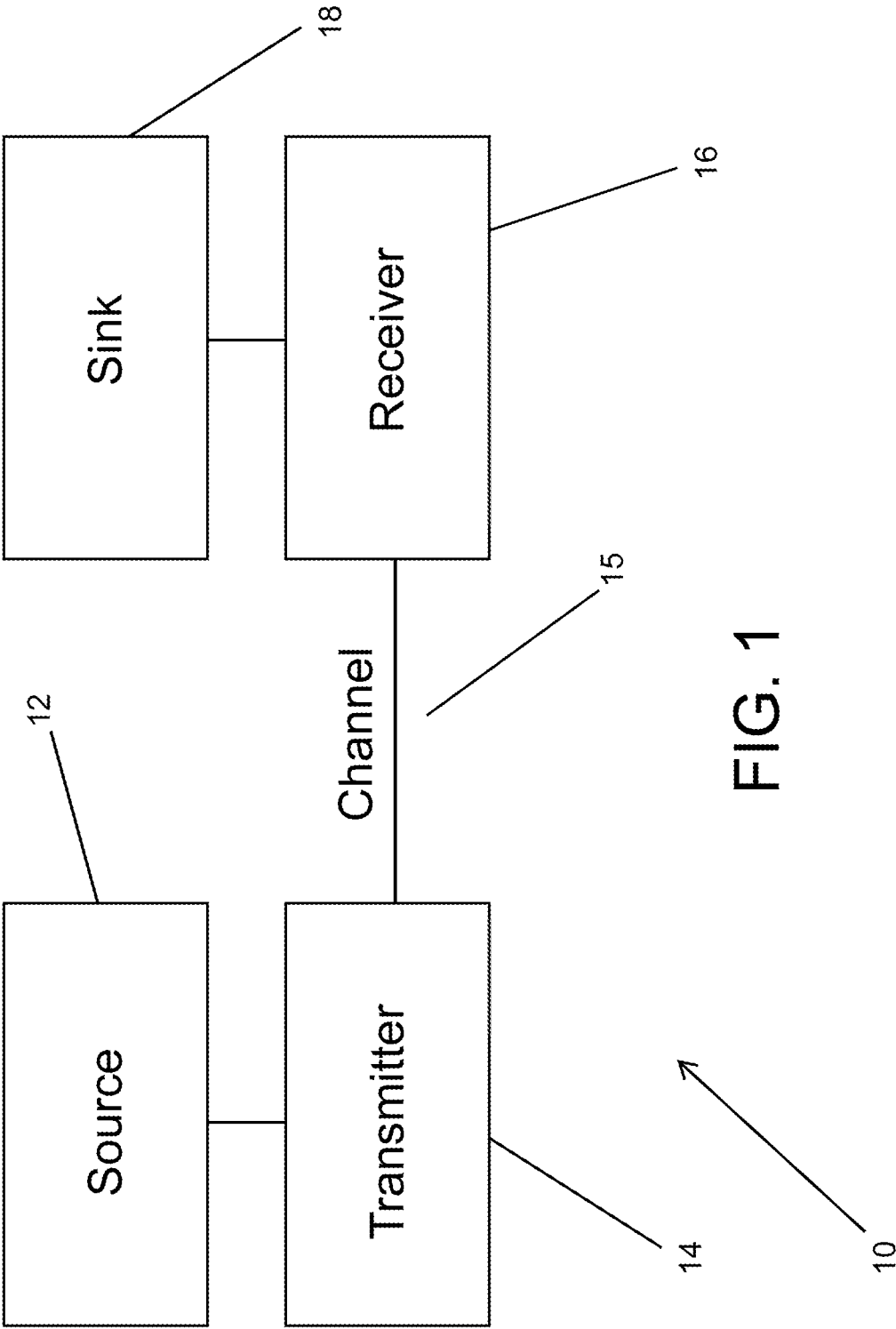


FIG. 1

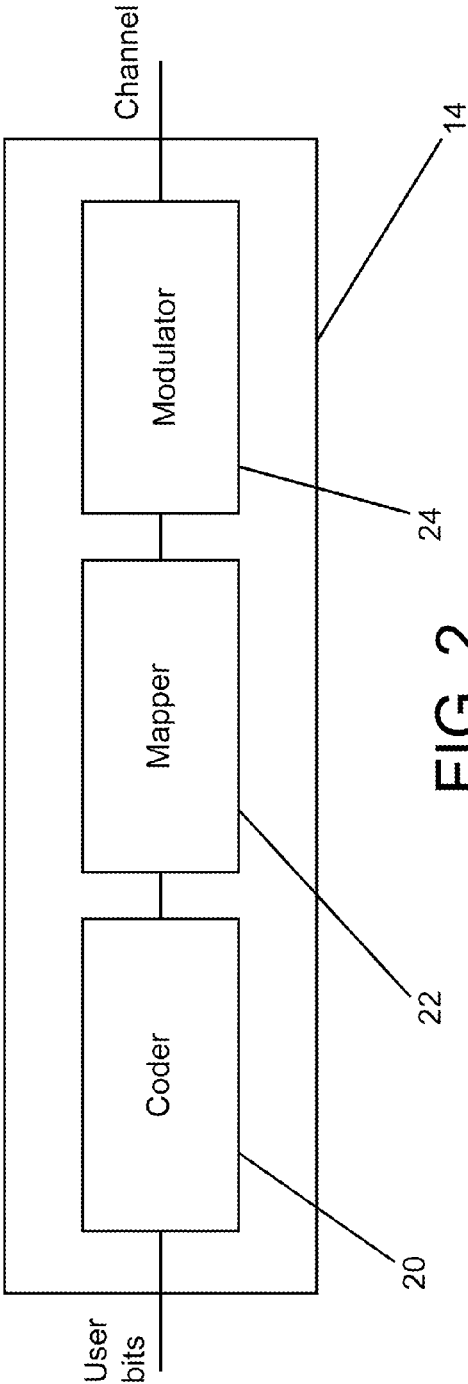


FIG. 2

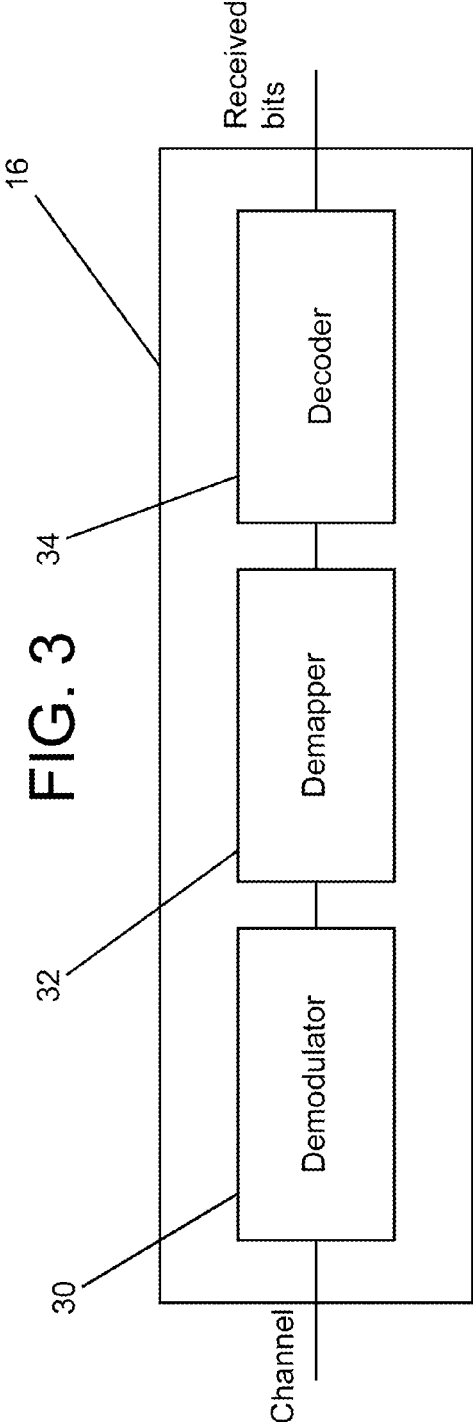


FIG. 3




FIG. 4a

40

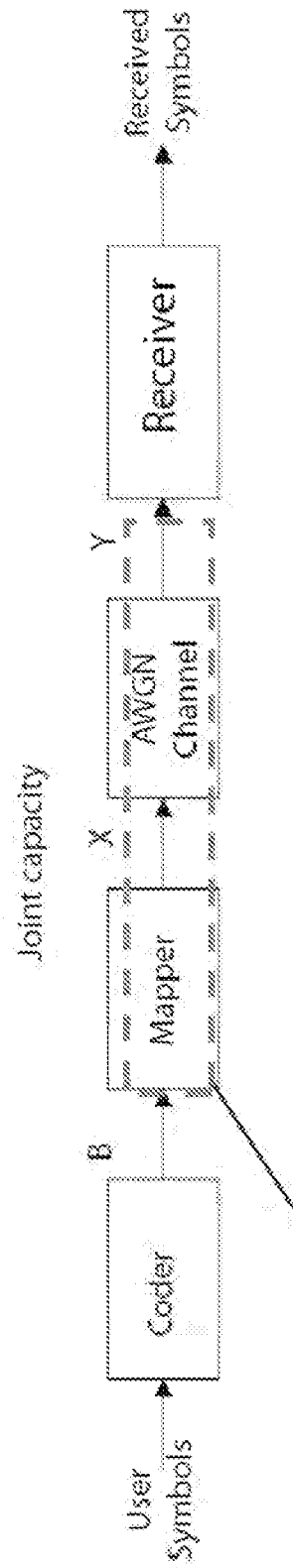


FIG. 4b

42

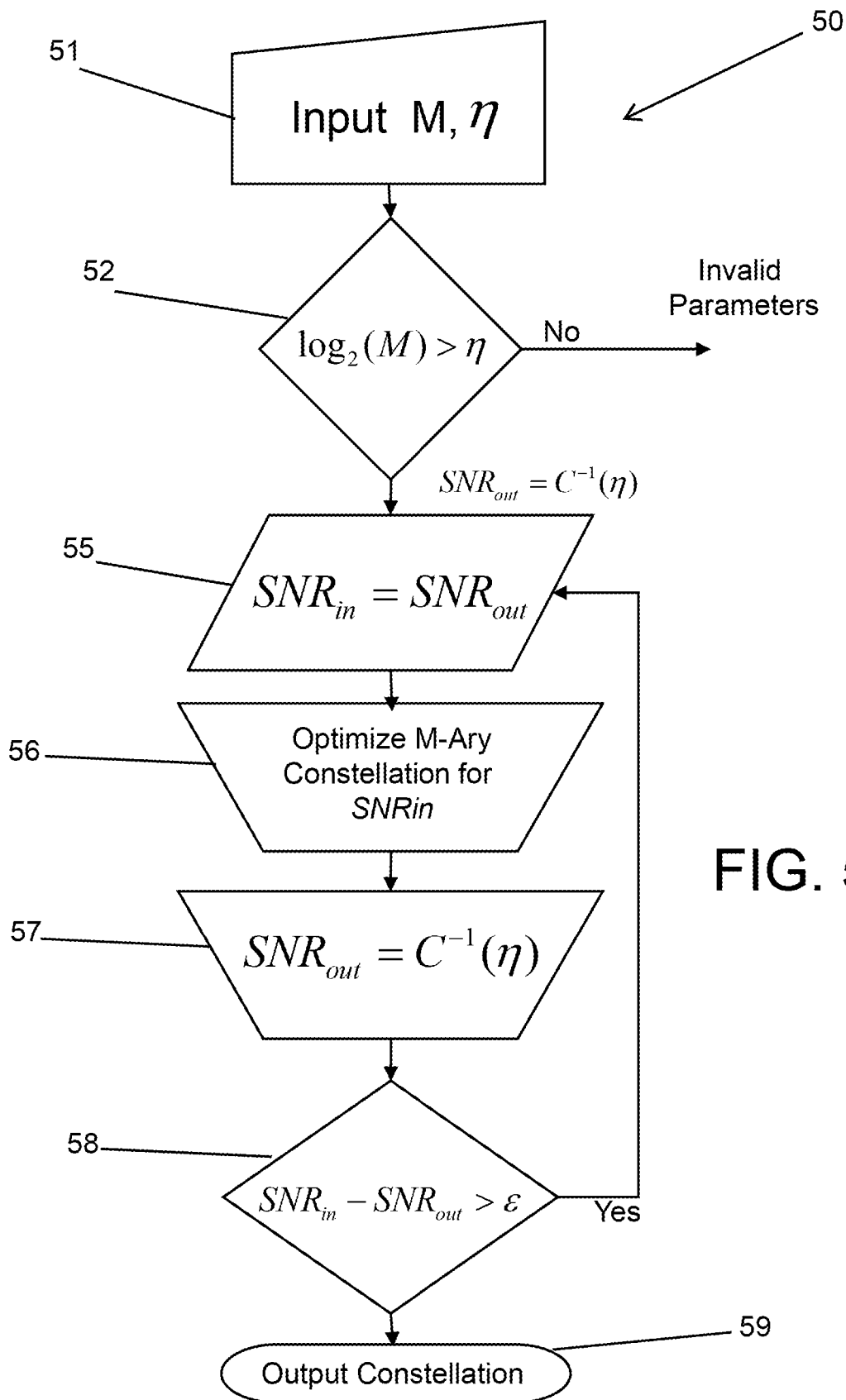


FIG. 5

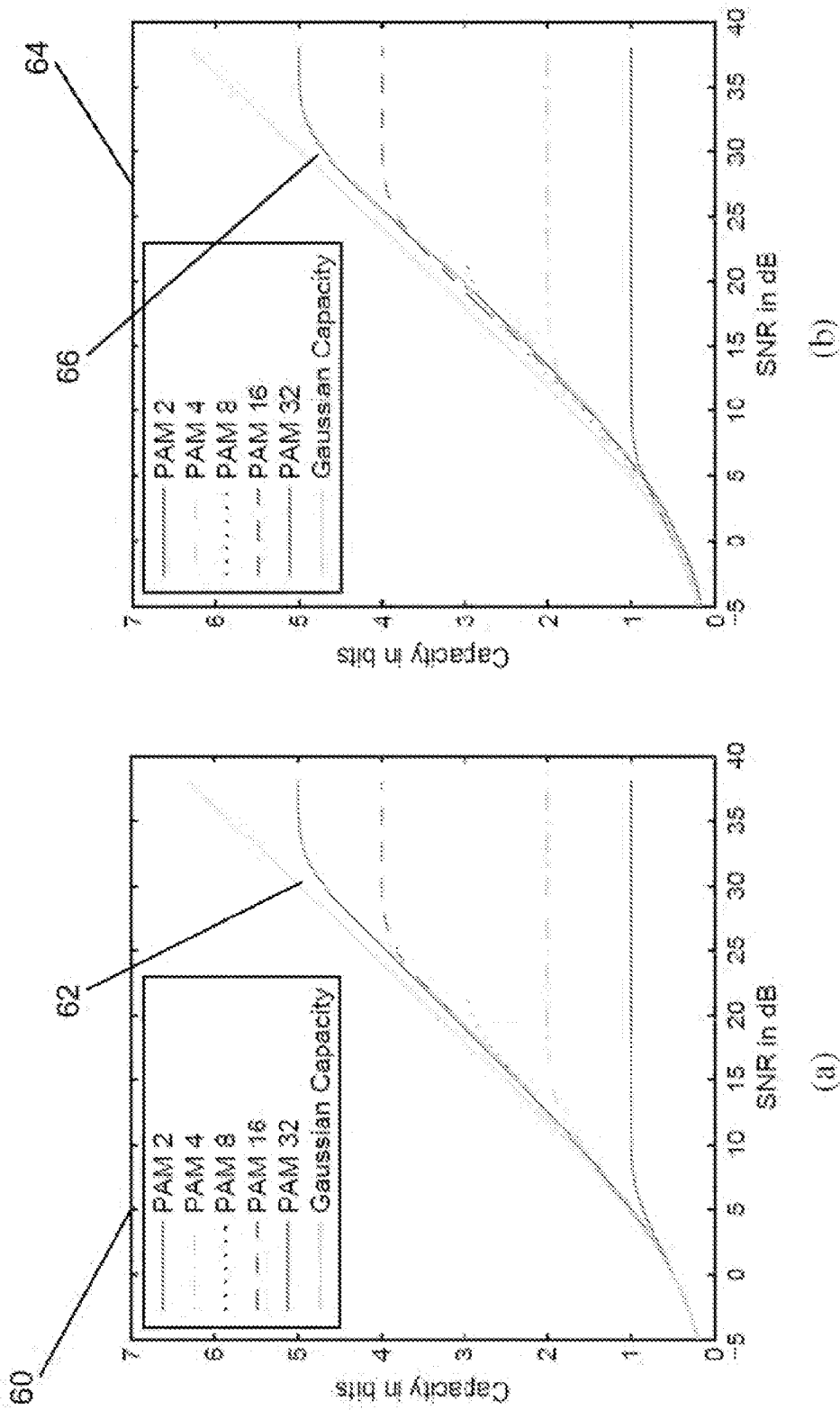


FIG. 6b

FIG. 6a

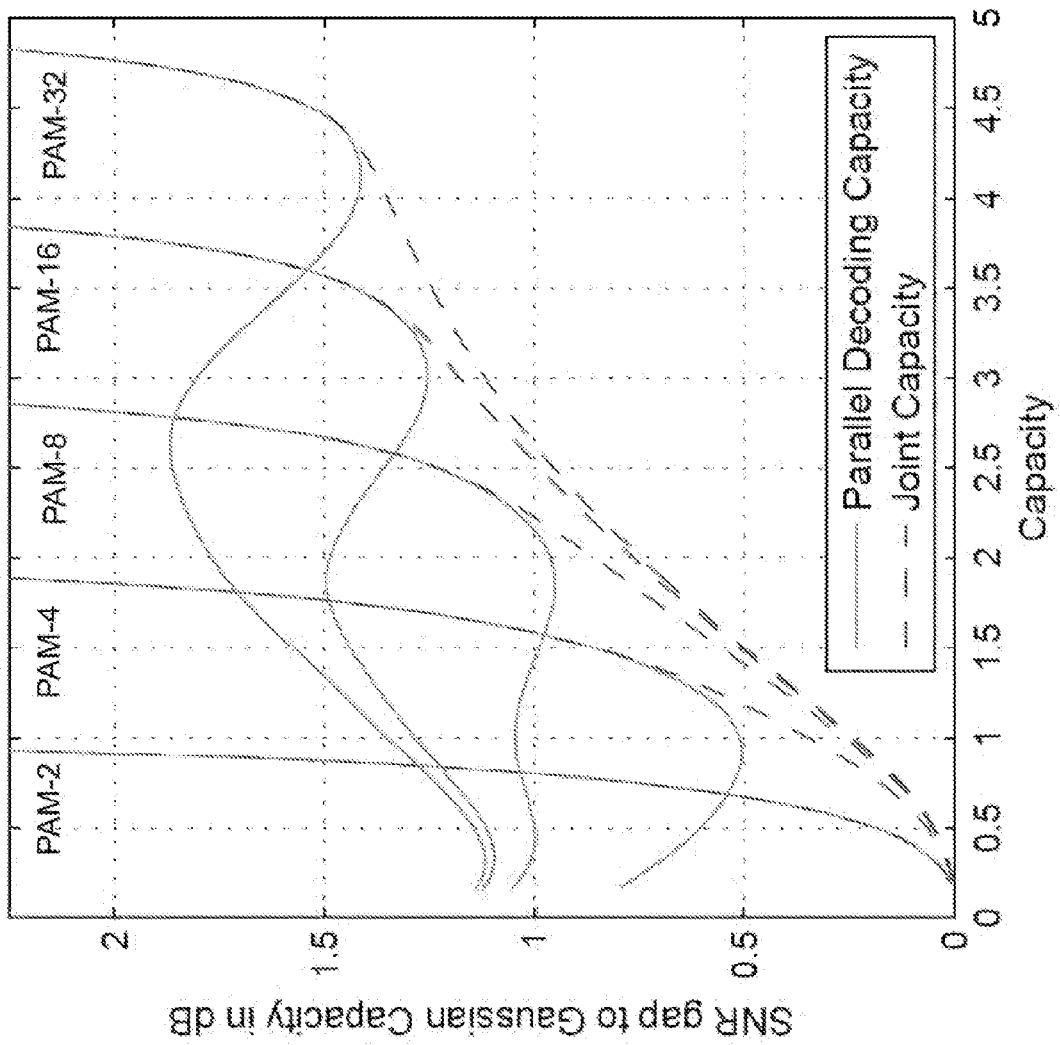


FIG. 7

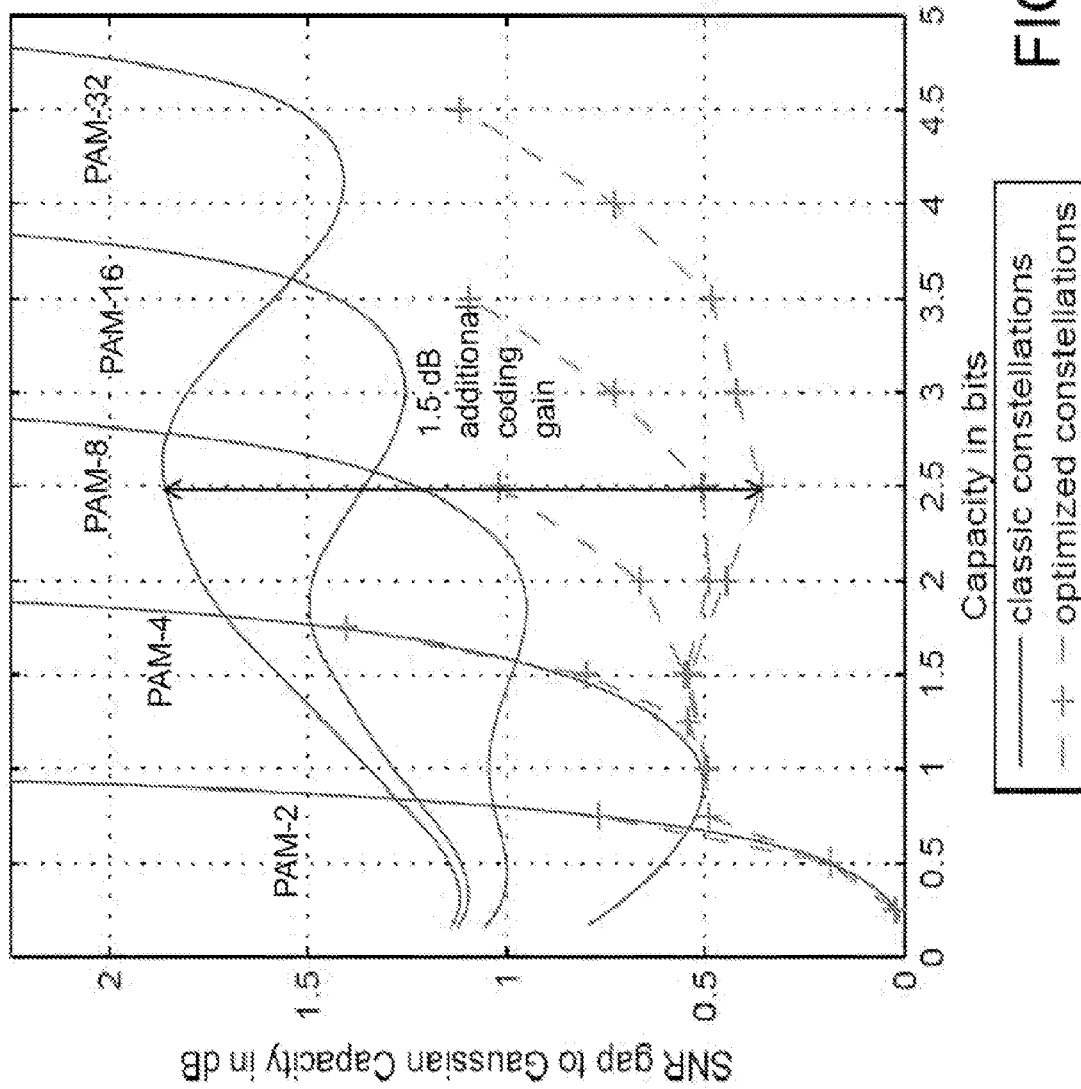


FIG. 8a

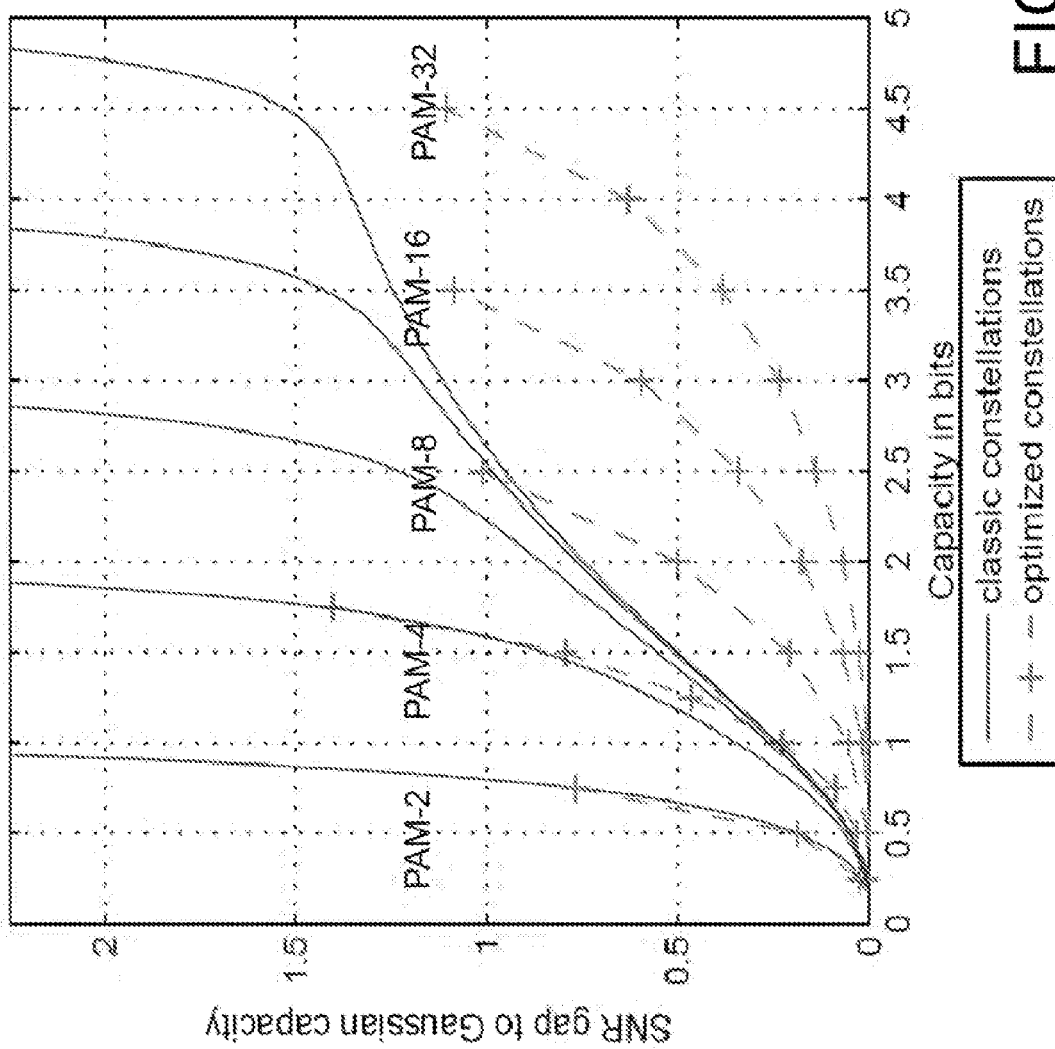


FIG. 8b

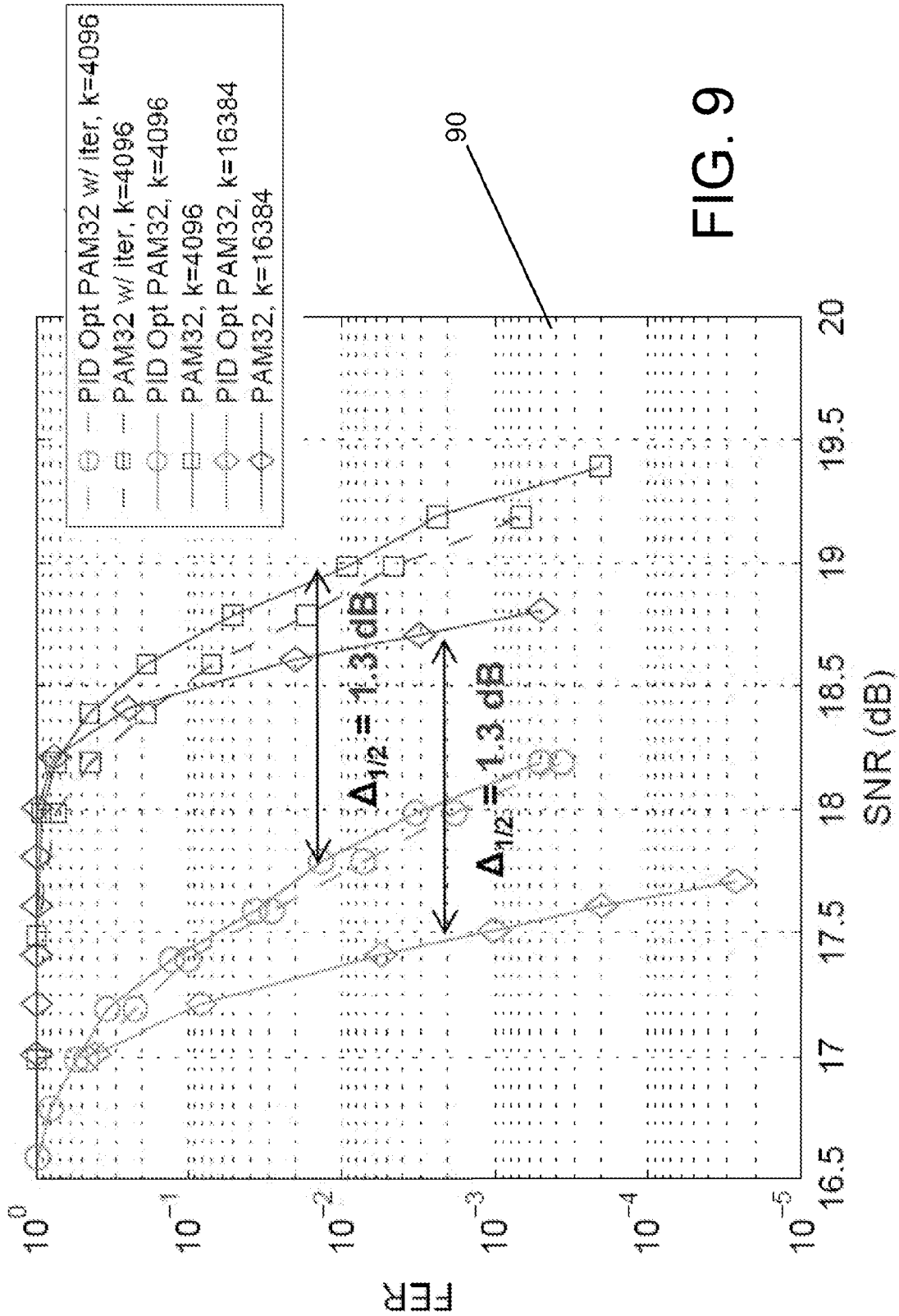


FIG. 9

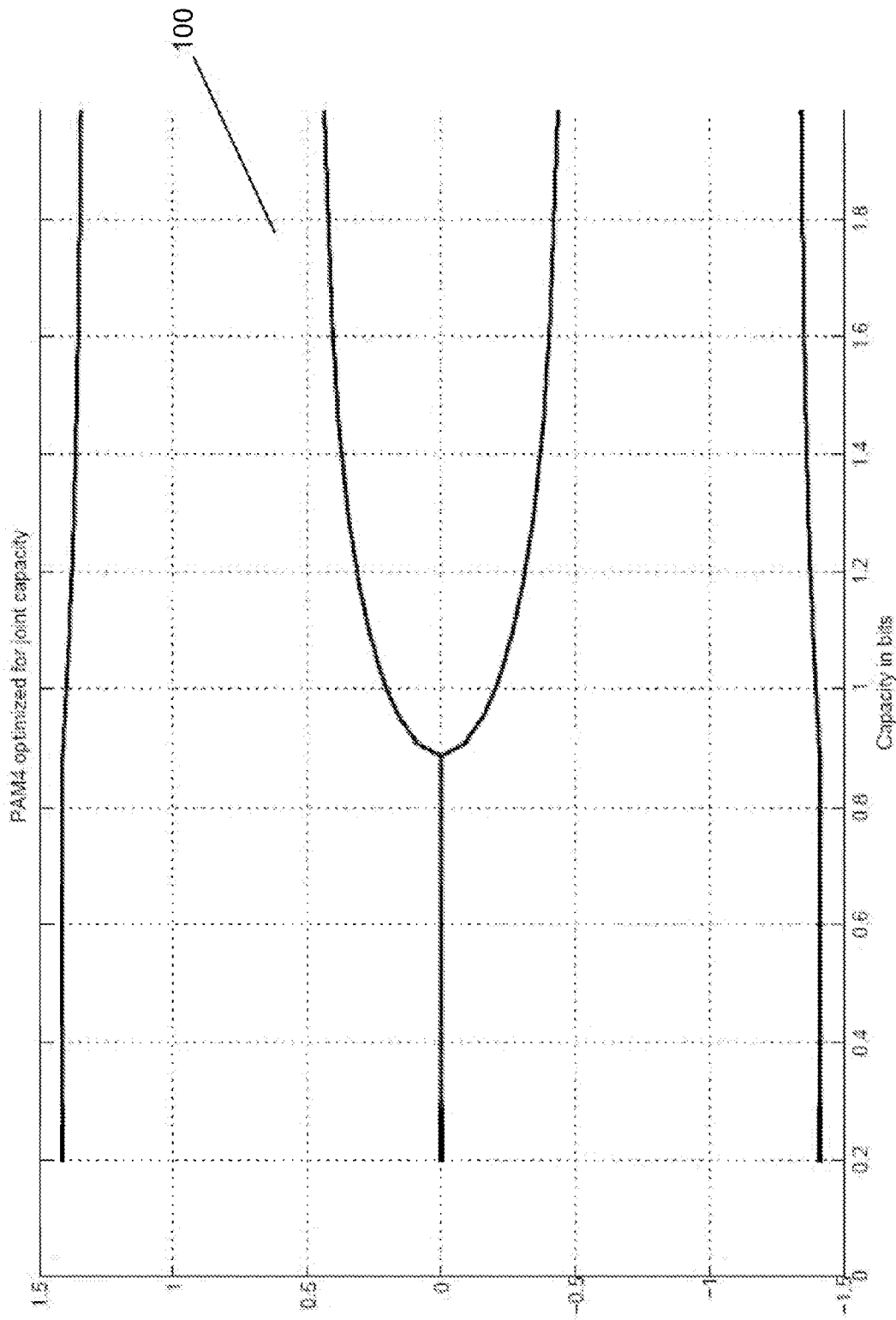


FIG. 10a

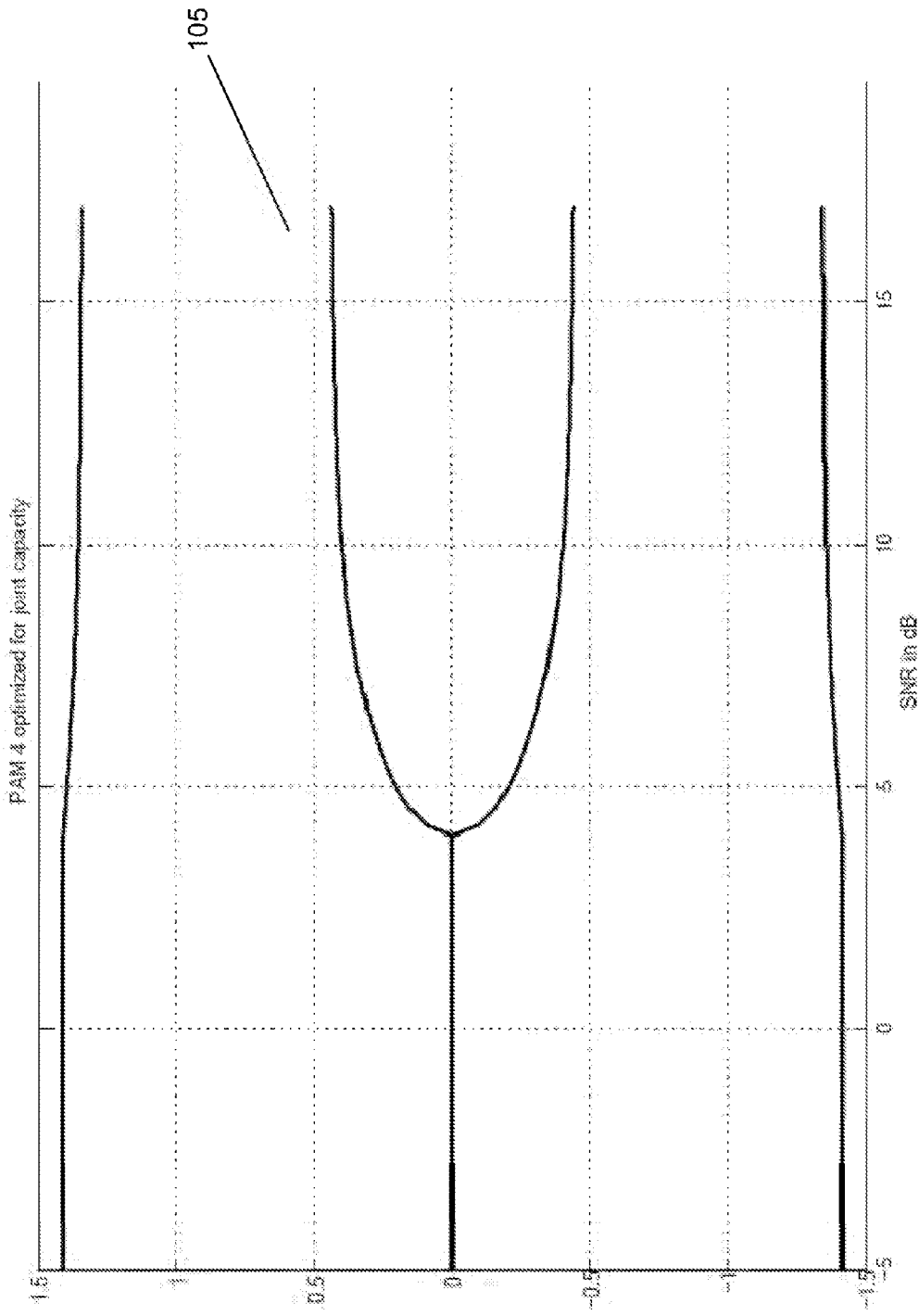


FIG. 10b

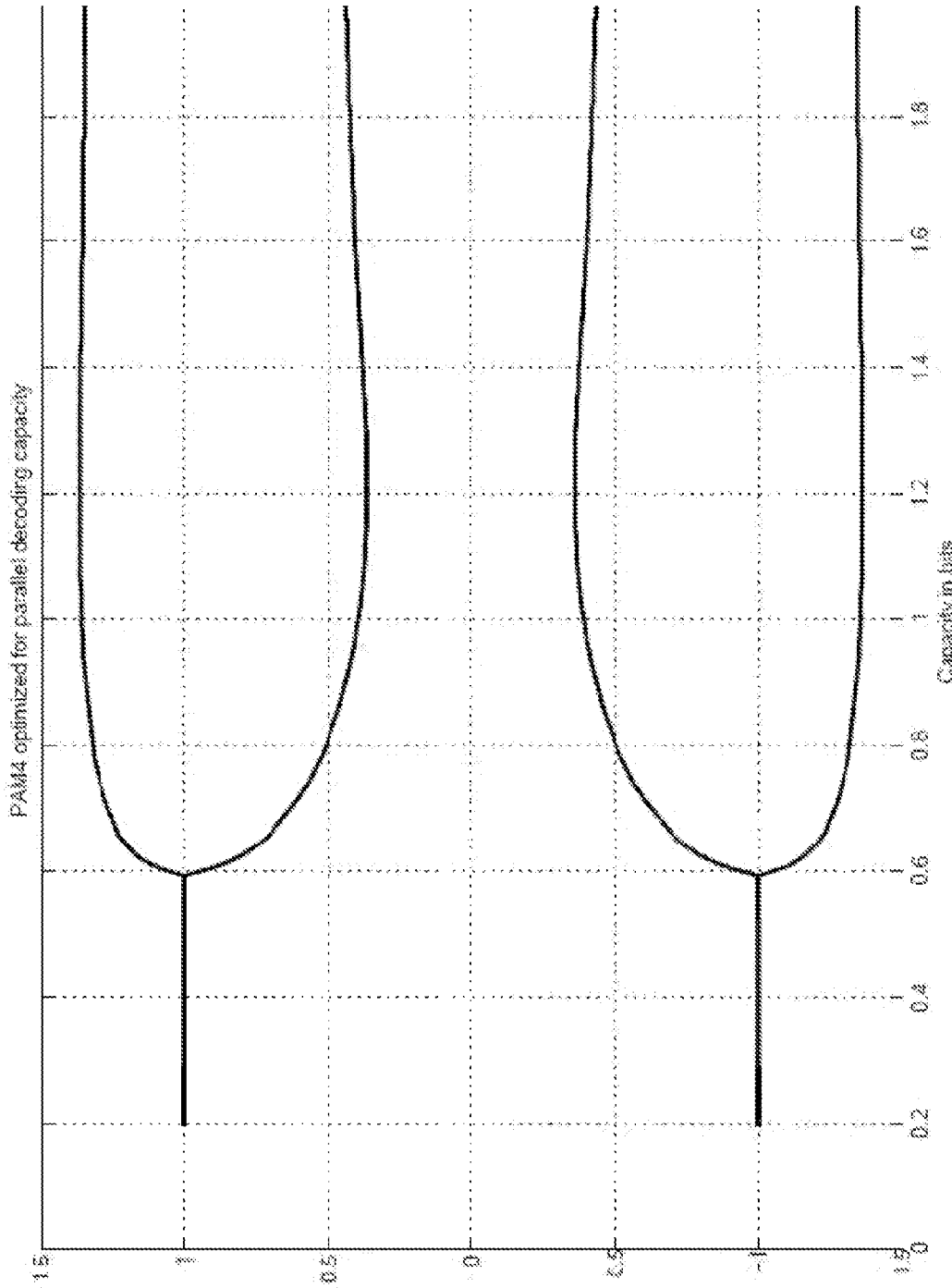


FIG. 10C

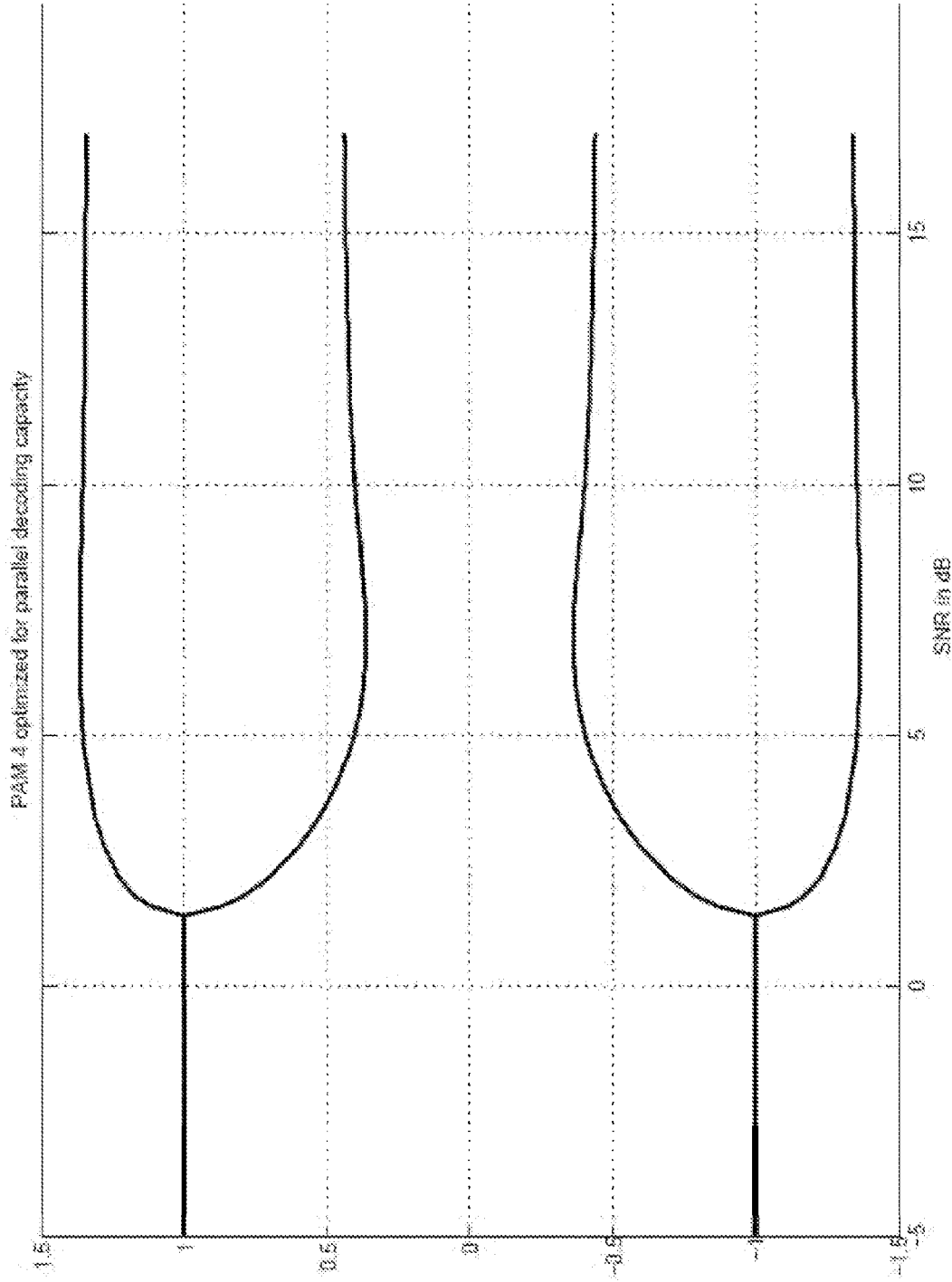


FIG. 10d

PAM-4 constellations optimized for joint capacity at different rates

(bps)	0.50	0.75	1.00	1.25	1.50
(SNR)	0.03	2.71	5.00	7.15	9.24
x_0	-1.41	-1.41	-1.40	-1.37	-1.36
x_1	0.00	0.00	-0.20	-0.33	-0.39
x_2	0.00	0.00	0.20	0.33	0.39
x_3	1.41	1.41	1.40	1.37	1.36

FIG. 11a

PAM-4 constellations optimized for parallel decoding capacity at different

(bps)	0.50	0.75	1.00	1.25	1.50
(SNR)	0.19	3.11	5.26	7.22	9.25
x_0	-1.00	-1.30	-1.36	-1.37	-1.36
x_1	-1.00	-0.56	-0.39	-0.33	-0.39
x_2	1.00	1.30	1.36	0.33	1.36
x_3	1.00	0.56	0.39	1.37	0.39

FIG. 11b

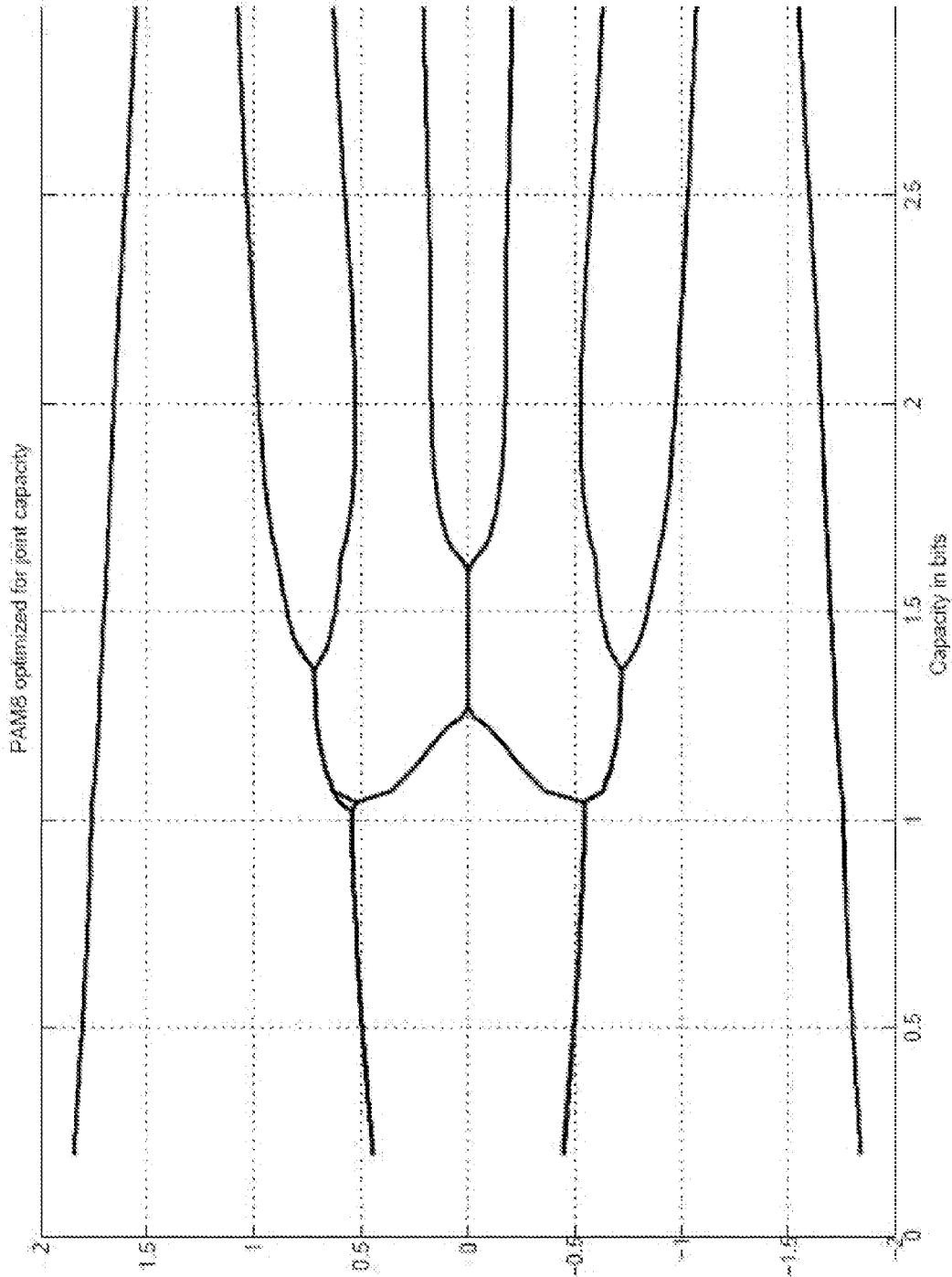


FIG. 12a

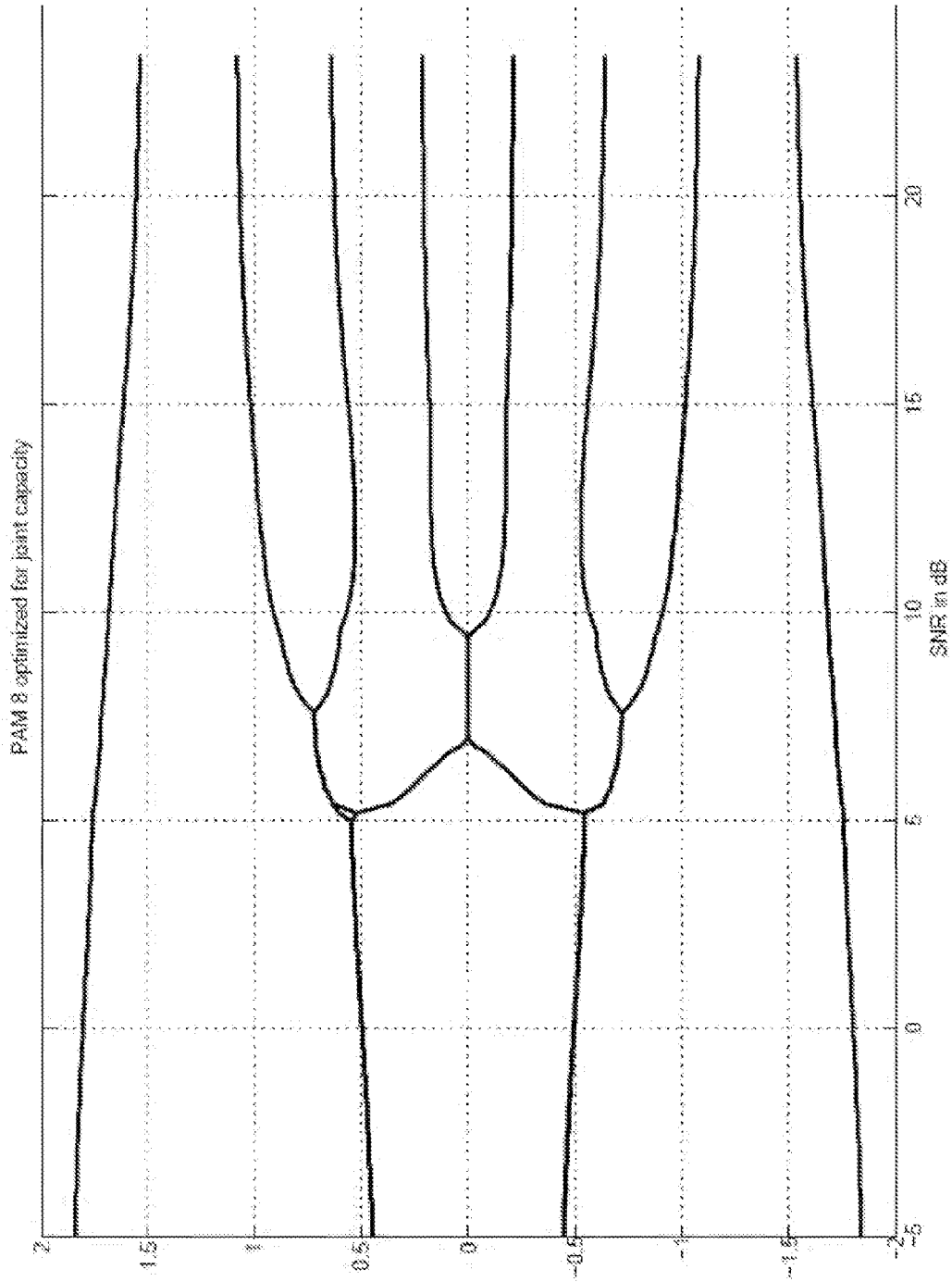


FIG. 12b

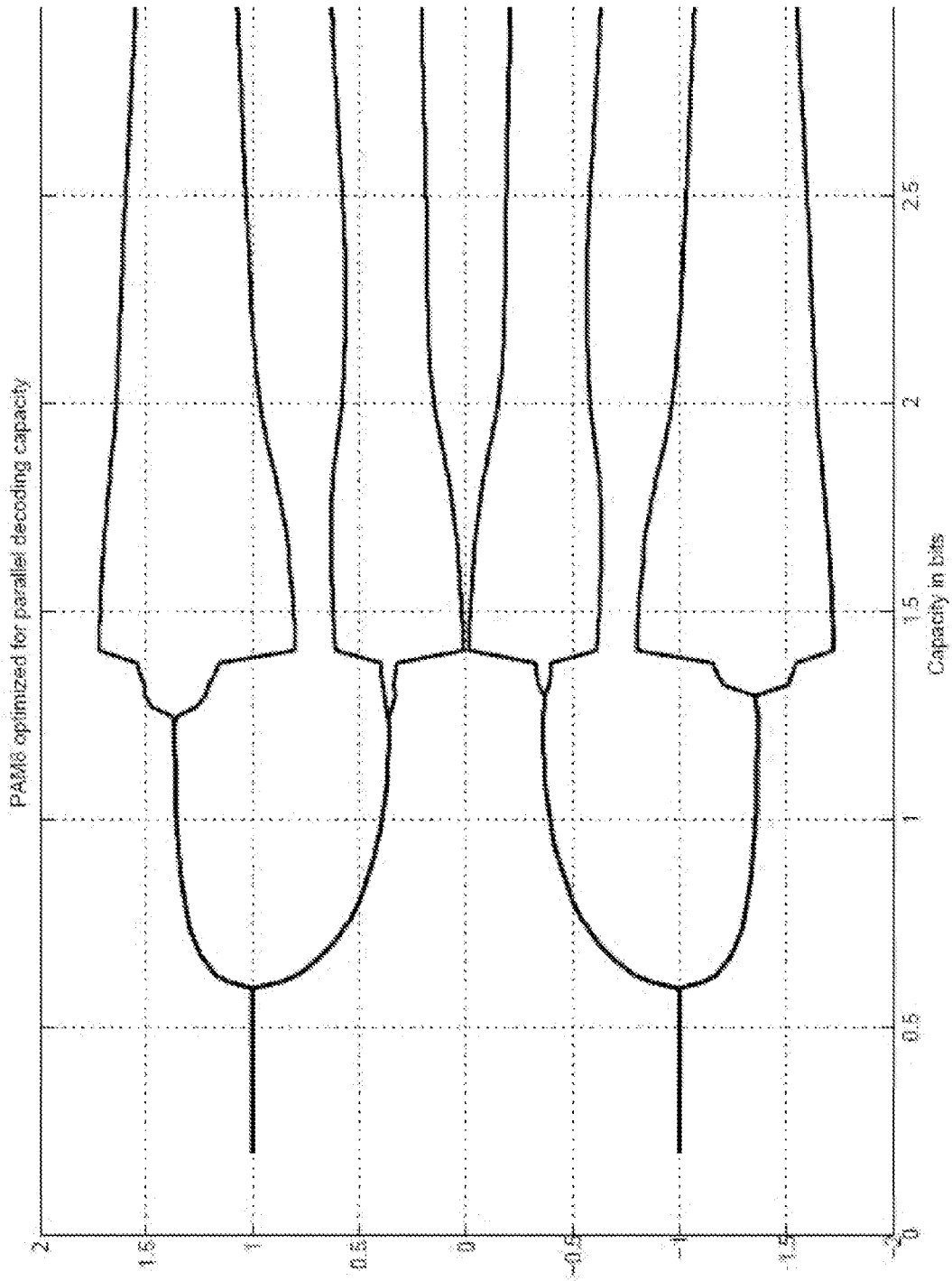


FIG. 12C

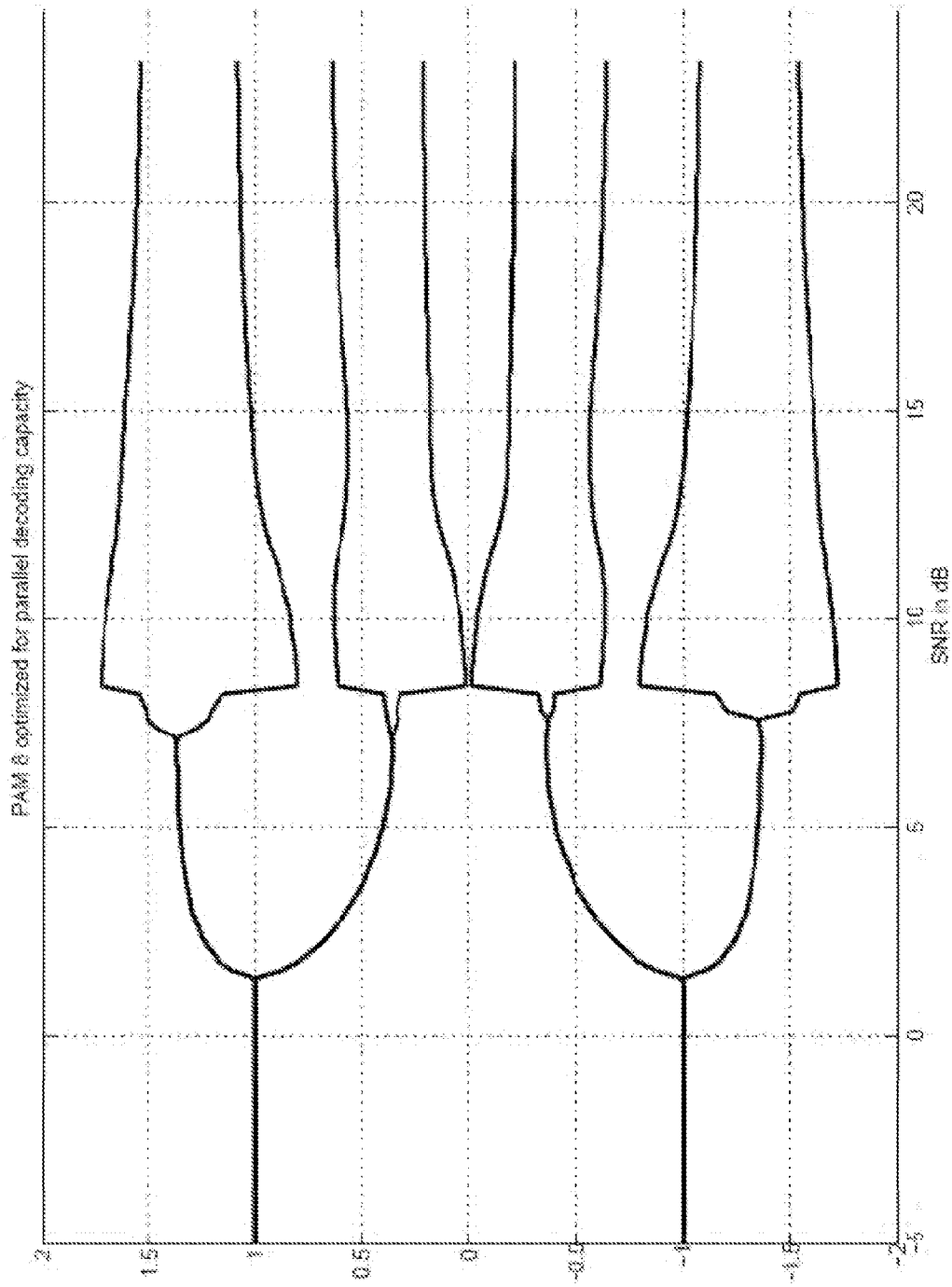


FIG. 12d

PAM-8 constellations optimized for joint capacity at different rates

	0.5	1.0	1.5	2.0	2.5
(bps)	0.00	4.82	8.66	12.26	15.93
x_0	-1.81	-1.76	-1.70	-1.66	-1.60
x_1	-0.50	-0.55	-0.84	-0.97	-1.03
x_2	-0.50	-0.55	-0.63	-0.53	-0.58
x_3	-0.50	-0.55	-0.00	-0.17	-0.19
x_4	0.50	0.55	0.00	0.17	0.19
x_5	0.50	0.55	0.63	0.53	0.58
x_6	0.50	0.55	0.84	0.97	1.03
x_7	1.81	1.76	1.70	1.66	1.60

FIG. 13a

PAM-8 constellations optimized for parallel decoding capacity at different

	0.5	1.0	1.5	2.0	2.5
(bps)	0.19	5.27	9.00	12.42	15.93
x_0	-1.00	-1.36	-1.72	-1.64	-1.60
x_1	-1.00	-1.36	-0.81	-0.97	-1.03
x_2	-1.00	-0.39	1.72	1.64	-0.19
x_3	-1.00	-0.39	-0.62	-0.58	-0.58
x_4	1.00	1.36	0.62	0.58	1.60
x_5	1.00	1.36	0.02	0.15	1.03
x_6	1.00	0.39	0.81	0.97	0.19
x_7	1.00	0.39	-0.02	-0.15	0.58

FIG. 13b

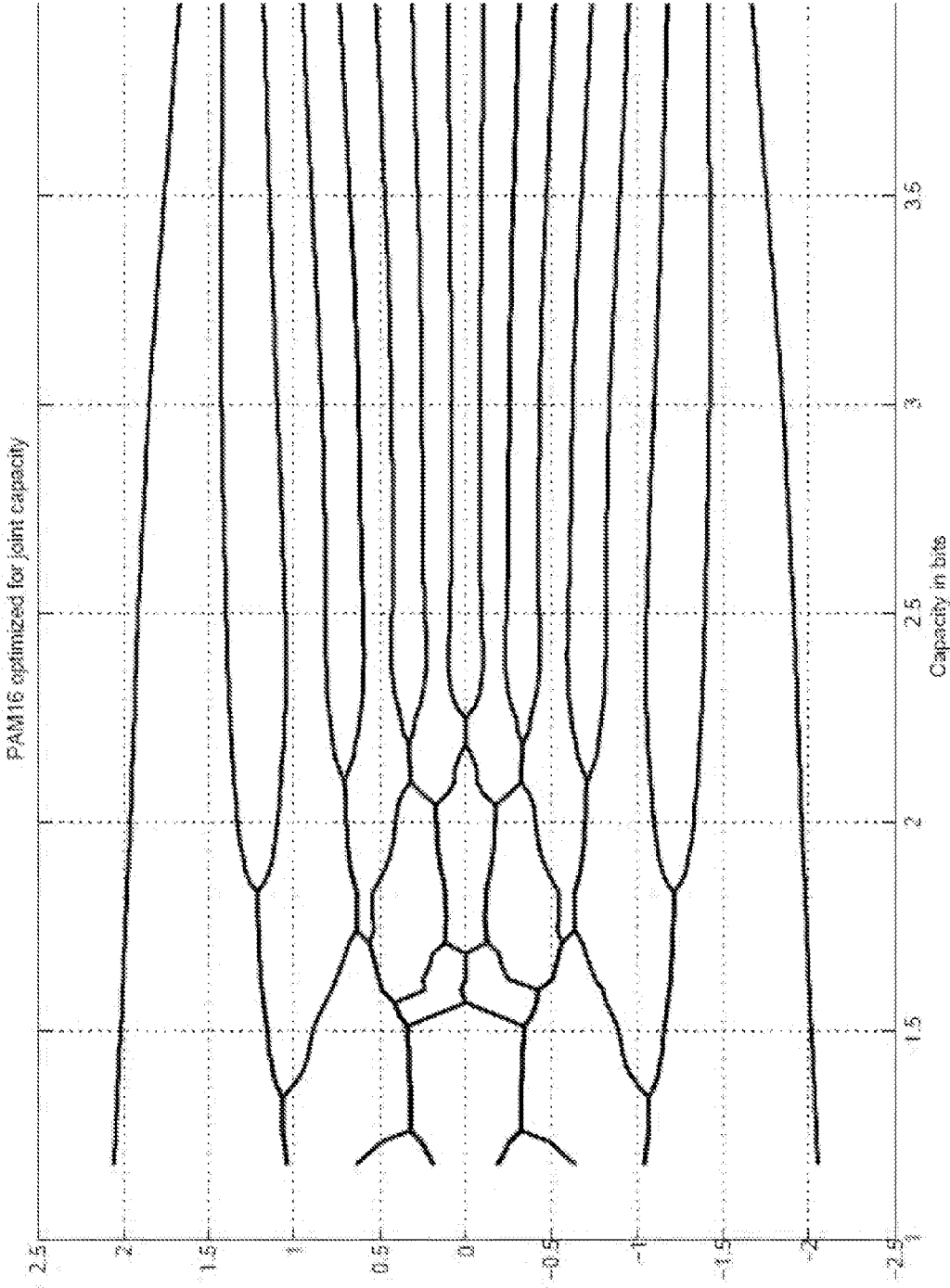


FIG. 14a

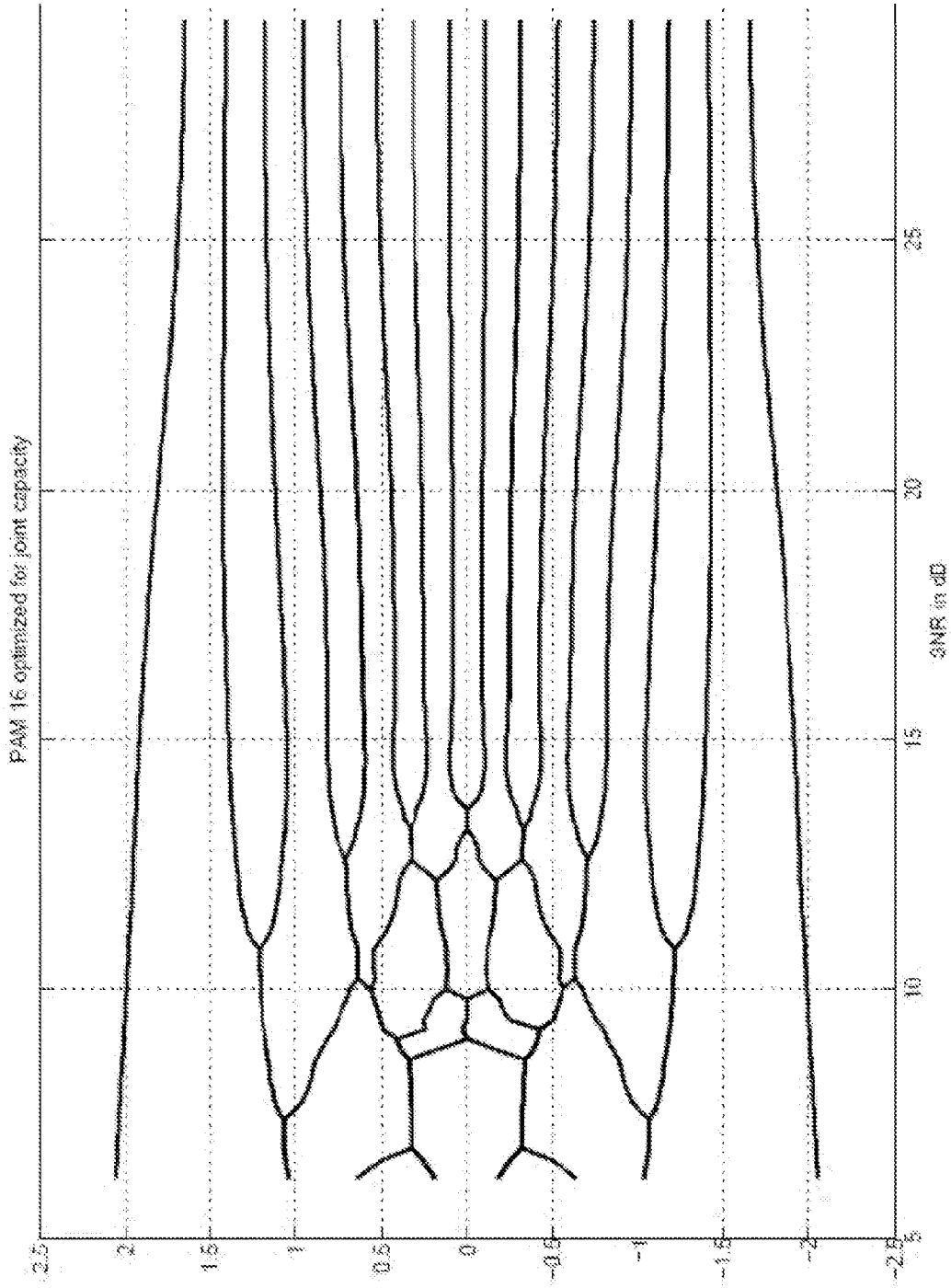


FIG. 14b

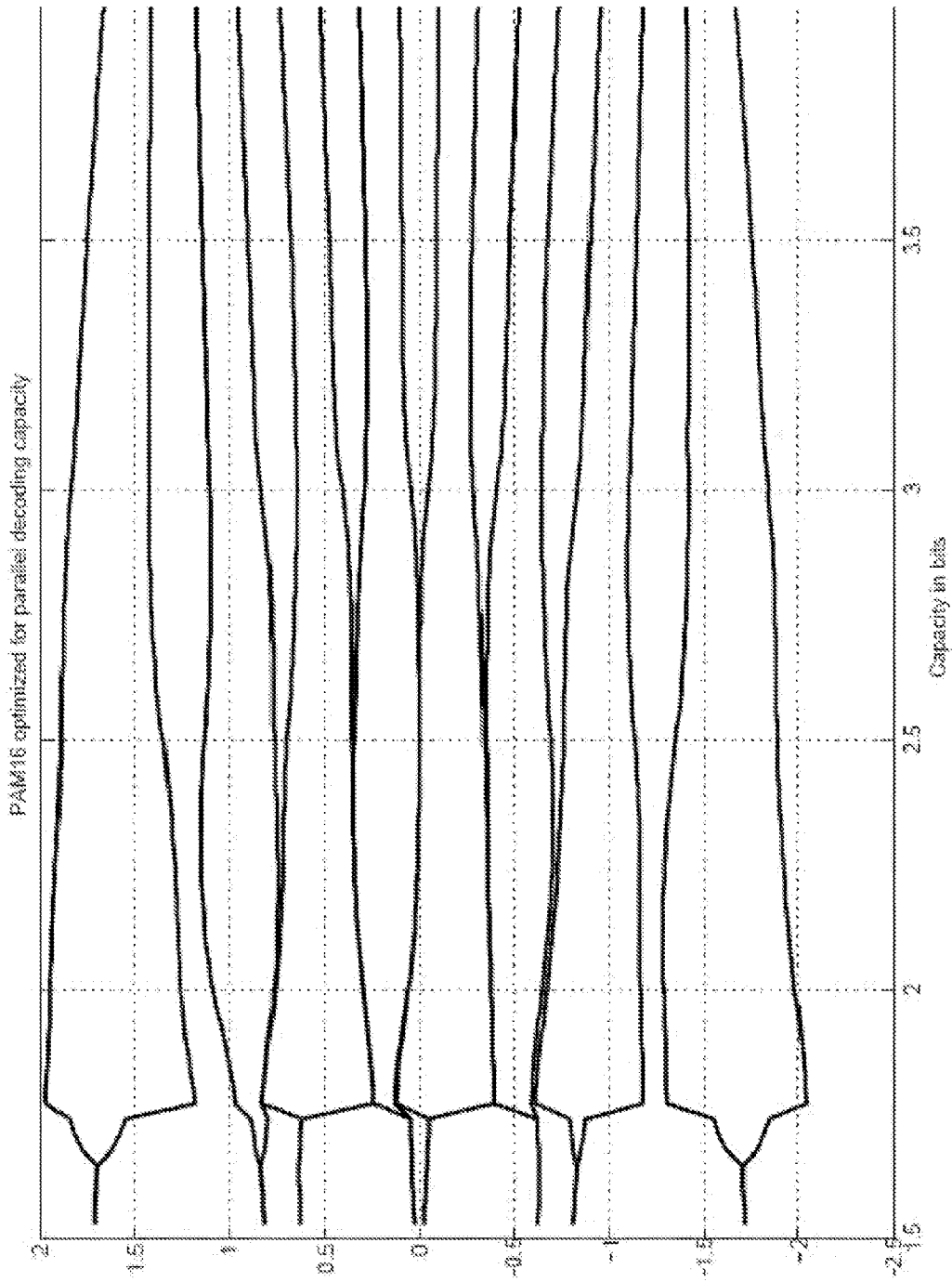


FIG. 14C

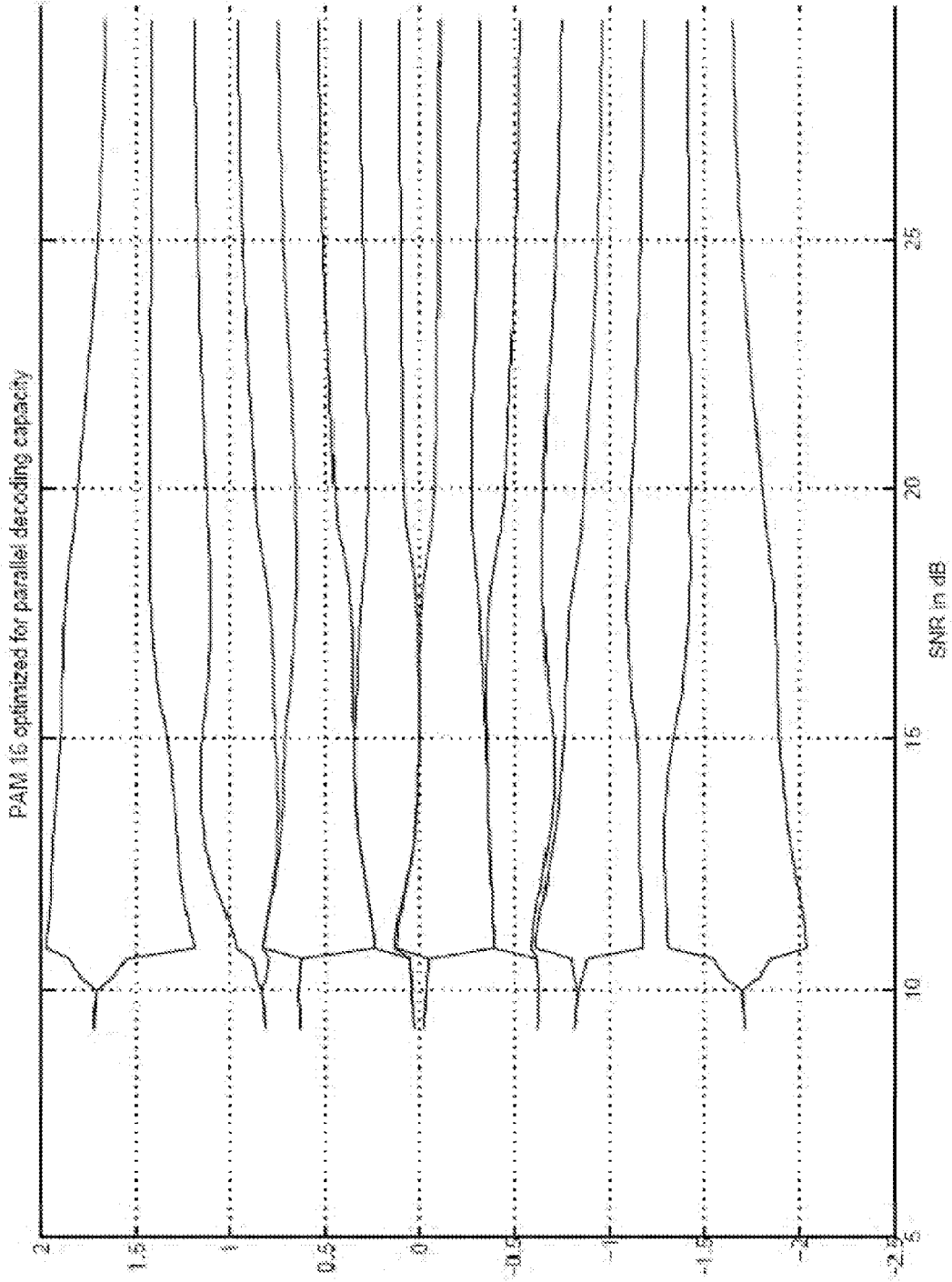


FIG. 14d

PAM-16 constellations optimized for joint capacity at different rates

(bps)	1.5	2.0	2.5	3.0	3.5
(SNR)	8.52	11.94	15.25	18.60	22.12
x_0	-2.02	-1.96	-1.91	-1.85	-1.76
x_1	-1.16	-1.33	-1.40	-1.42	-1.42
x_2	-1.16	-1.10	-1.05	-1.10	-1.15
x_3	-0.90	-0.69	-0.82	-0.84	-0.90
x_4	-0.34	-0.69	-0.60	-0.62	-0.68
x_5	-0.34	-0.40	-0.43	-0.43	-0.47
x_6	-0.34	-0.17	-0.24	-0.26	-0.28
x_7	-0.34	-0.17	-0.09	-0.08	-0.09
x_8	0.34	0.17	0.09	0.08	0.09
x_9	0.34	0.17	0.24	0.26	0.28
x_{10}	0.34	0.40	0.43	0.43	0.47
x_{11}	0.34	0.69	0.60	0.62	0.68
x_{12}	0.90	0.69	0.82	0.84	0.90
x_{13}	1.16	1.10	1.05	1.10	1.15
x_{14}	1.16	1.33	1.40	1.42	1.42
x_{15}	2.02	1.96	1.91	1.85	1.76

FIG. 15a

PAM-16 constellations optimized for parallel decoding capacity at different

(bps)	1.5	2.0	2.5	3.0	3.5
(SNR)	9.00	12.25	15.42	18.72	22.13
x_0	-1.72	-1.98	-1.89	-1.84	-1.75
x_1	-1.72	-1.29	-1.36	-1.42	-1.42
x_2	-0.81	1.94	1.89	1.84	1.75
x_3	-0.81	-1.17	-1.14	-1.11	-1.15
x_4	1.72	-0.38	-0.35	-0.40	-0.47
x_5	1.72	-0.65	-0.70	-0.65	-0.68
x_6	-0.62	-0.38	-0.34	-0.29	-0.28
x_7	-0.62	-0.68	-0.76	-0.83	-0.90
x_8	0.62	1.09	1.13	1.11	1.15
x_9	0.62	0.76	0.76	0.84	0.90
x_{10}	0.02	1.26	1.35	1.42	1.42
x_{11}	0.02	0.76	0.70	0.65	0.68
x_{12}	0.81	0.06	0.00	0.05	0.09
x_{13}	0.81	0.29	0.34	0.29	0.28
x_{14}	-0.02	0.06	0.00	-0.05	-0.09
x_{15}	-0.02	0.29	0.35	0.40	0.47

FIG. 15b

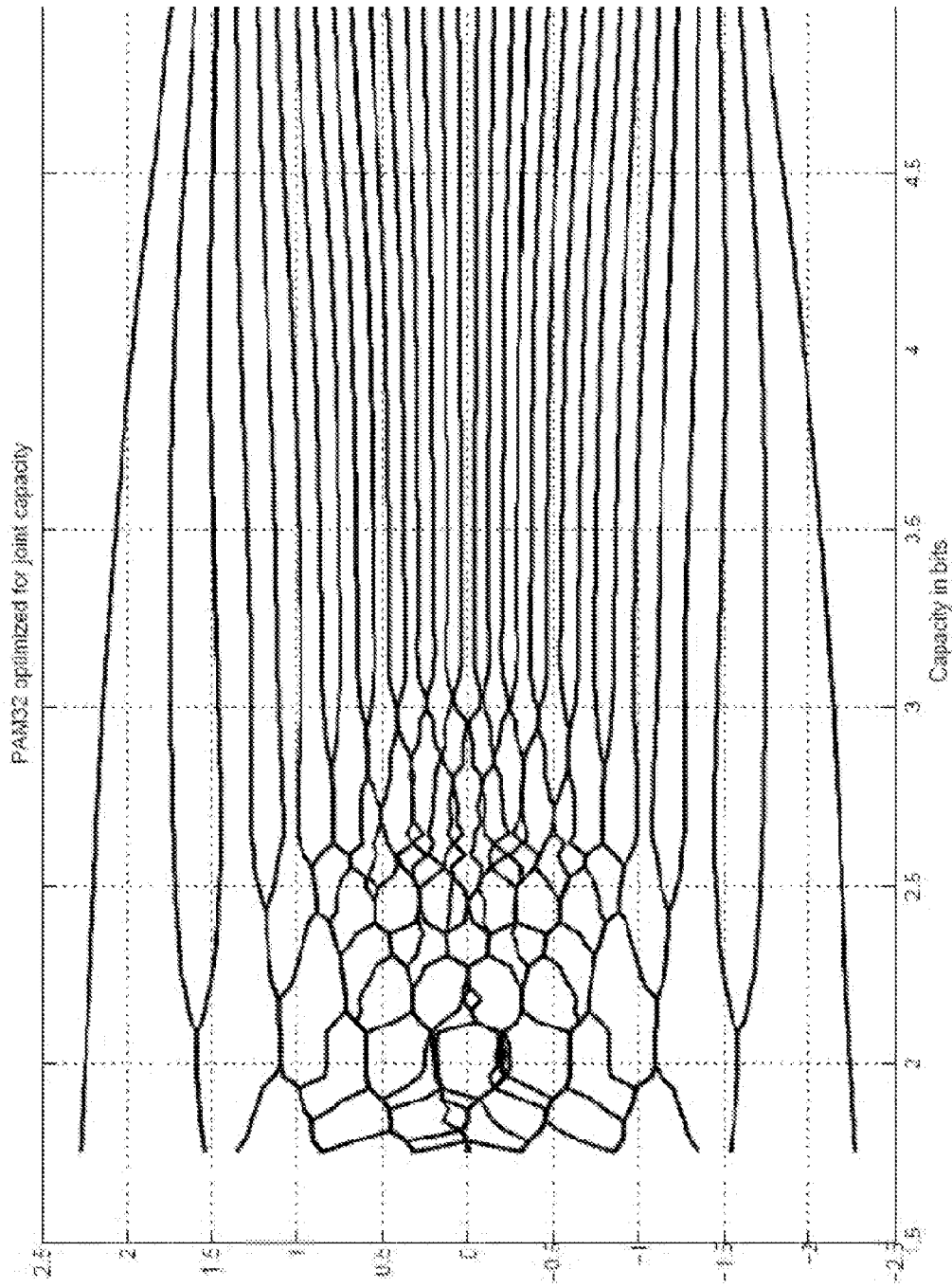


FIG. 16a

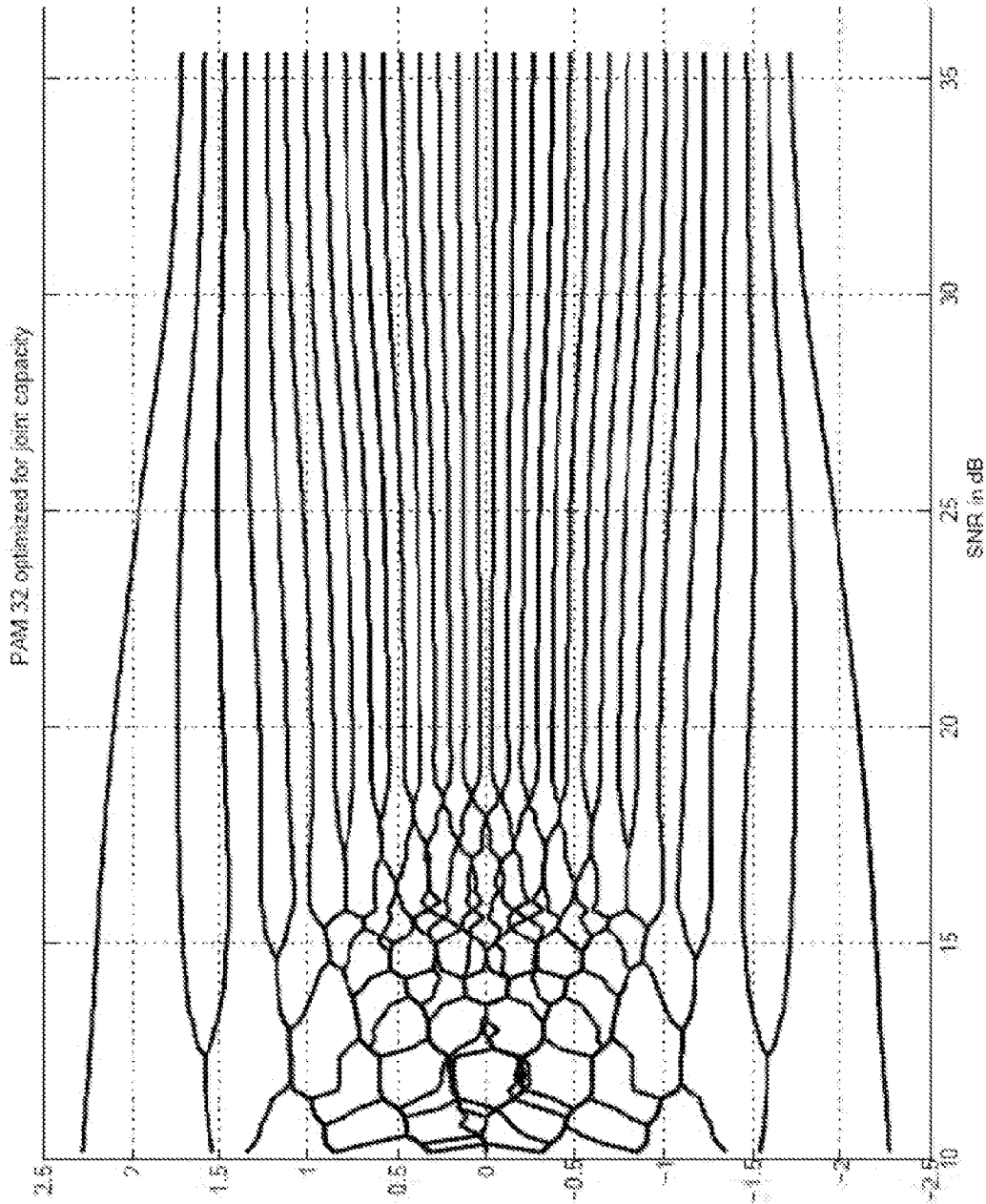


FIG. 16b

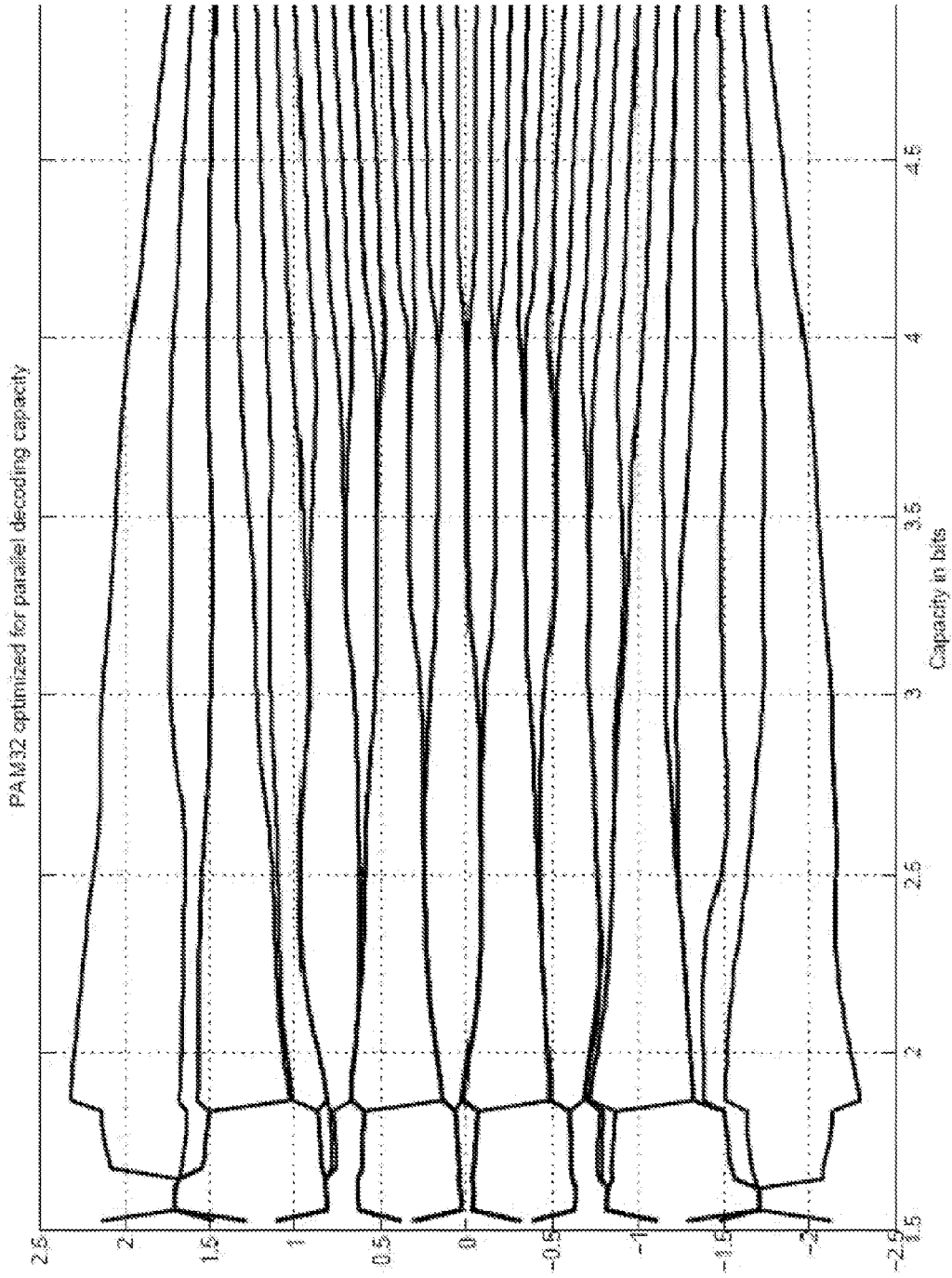


FIG. 16C

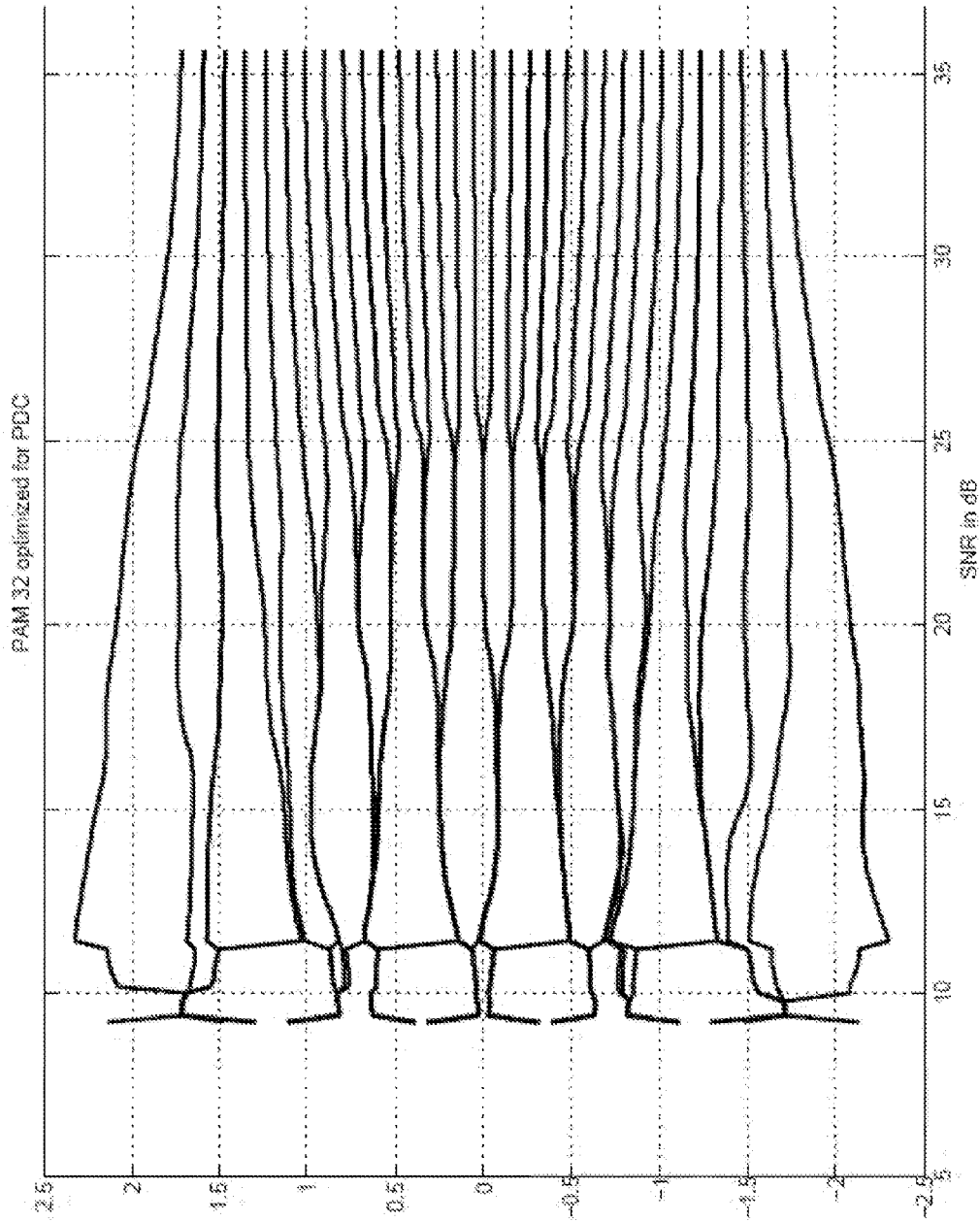


FIG. 16d

PAM-32 constellations optimized for joint capacity at different rates

(bps)	2.0	2.5	3.0	3.5	4.0	4.5
(SNR)	11.83	15.05	18.23	21.42	24.69	28.19
x_0	-2.25	-2.19	-2.14	-2.07	-1.97	-1.85
x_1	-1.58	-1.71	-1.74	-1.74	-1.72	-1.66
x_2	-1.58	-1.46	-1.46	-1.49	-1.51	-1.50
x_3	-1.10	-1.23	-1.27	-1.29	-1.33	-1.35
x_4	-1.10	-1.13	-1.11	-1.13	-1.17	-1.21
x_5	-1.10	-0.90	-0.98	-0.99	-1.02	-1.08
x_6	-0.83	-0.90	-0.85	-0.87	-0.90	-0.95
x_7	-0.60	-0.75	-0.75	-0.76	-0.78	-0.84
x_8	-0.60	-0.58	-0.63	-0.65	-0.67	-0.73
x_9	-0.60	-0.58	-0.57	-0.56	-0.57	-0.62
x_{10}	-0.60	-0.49	-0.42	-0.46	-0.48	-0.52
x_{11}	-0.24	-0.29	-0.40	-0.38	-0.39	-0.42
x_{12}	-0.21	-0.28	-0.24	-0.29	-0.30	-0.32
x_{13}	-0.20	-0.28	-0.24	-0.21	-0.21	-0.23
x_{14}	-0.20	-0.09	-0.09	-0.12	-0.13	-0.14
x_{15}	-0.16	-0.00	-0.07	-0.04	-0.04	-0.05
x_{16}	0.16	0.00	0.07	0.04	0.04	0.05
x_{17}	0.19	0.09	0.09	0.12	0.13	0.14
x_{18}	0.21	0.28	0.24	0.21	0.21	0.23
x_{19}	0.22	0.28	0.24	0.29	0.30	0.32
x_{20}	0.23	0.28	0.41	0.38	0.39	0.42
x_{21}	0.60	0.49	0.42	0.46	0.48	0.52
x_{22}	0.60	0.58	0.57	0.56	0.57	0.62
x_{23}	0.60	0.58	0.62	0.65	0.67	0.73
x_{24}	0.60	0.75	0.75	0.76	0.78	0.84
x_{25}	0.83	0.90	0.85	0.87	0.90	0.95
x_{26}	1.10	0.90	0.98	0.99	1.02	1.08
x_{27}	1.10	1.13	1.11	1.13	1.17	1.21
x_{28}	1.10	1.23	1.27	1.29	1.33	1.35
x_{29}	1.58	1.46	1.46	1.49	1.51	1.50
x_{30}	1.58	1.71	1.74	1.74	1.72	1.66
x_{31}	2.25	2.19	2.14	2.07	1.97	1.85

FIG. 17a

PAM-32 constellations optimized for parallel decoding capacity at different

(bps)	2.0	2.5	3.0	3.5	4.0	4.5
(SNR)	12.21	15.27	18.42	21.52	24.79	28.20
x_0	-2.25	-2.16	-2.14	-2.03	-1.97	-1.85
x_1	-1.52	-1.64	-1.75	-1.74	-1.72	-1.66
x_2	2.30	2.19	-1.31	2.03	1.97	-1.35
x_3	-1.39	-1.48	-1.43	-1.49	-1.51	-1.49
x_4	1.56	1.54	2.14	-0.96	-1.03	1.85
x_5	-1.31	-1.23	1.75	-1.15	-1.17	1.66
x_6	1.67	1.65	-1.07	-0.91	-0.90	-1.21
x_7	-1.31	-1.24	-1.04	-1.28	-1.33	-1.08
x_8	-0.48	-0.43	-0.36	-0.17	-0.17	-0.42
x_9	-0.72	-0.76	-0.36	-0.34	-0.31	-0.52
x_{10}	-0.48	-0.43	-0.62	-0.17	-0.15	-0.73
x_{11}	-0.73	-0.76	-0.62	-0.34	-0.35	-0.62
x_{12}	-0.48	-0.42	-0.29	-0.71	-0.67	-0.33
x_{13}	-0.76	-0.86	-0.29	-0.52	-0.55	-0.23
x_{14}	-0.48	-0.42	-0.77	-0.72	-0.77	-0.84
x_{15}	-0.76	-0.86	-0.77	-0.52	-0.48	-0.96
x_{16}	0.87	0.98	1.07	1.49	1.51	1.21
x_{17}	0.66	0.63	1.04	1.28	1.33	1.08
x_{18}	0.87	0.98	0.77	1.74	1.72	0.84
x_{19}	0.66	0.63	0.77	1.15	1.17	0.96
x_{20}	1.07	1.13	1.31	0.72	0.77	1.35
x_{21}	0.66	0.59	1.43	0.91	0.90	1.49
x_{22}	1.05	1.10	0.62	0.71	0.67	0.73
x_{23}	0.66	0.60	0.62	0.96	1.03	0.62
x_{24}	-0.01	-0.08	0.02	0.00	0.01	0.05
x_{25}	0.17	0.25	0.02	0.17	0.15	0.14
x_{26}	-0.01	-0.08	0.29	0.00	-0.01	0.33
x_{27}	0.17	0.25	0.29	0.17	0.17	0.23
x_{28}	-0.01	-0.08	-0.02	0.52	0.48	-0.05
x_{29}	0.17	0.25	-0.02	0.34	0.35	-0.14
x_{30}	-0.01	-0.08	0.36	0.52	0.55	0.42
x_{31}	0.17	0.25	0.36	0.34	0.31	0.52

FIG. 17b

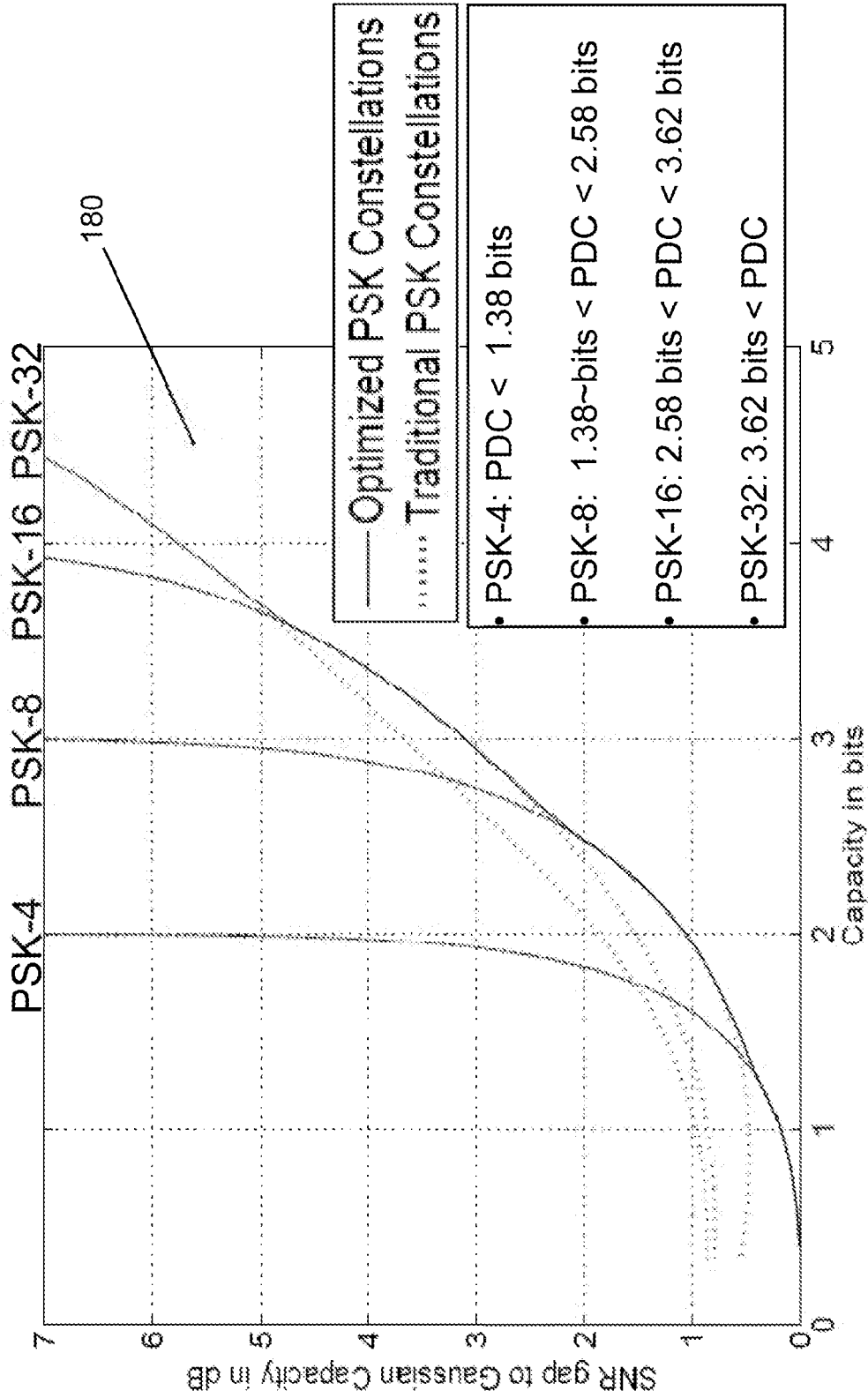


FIG. 18

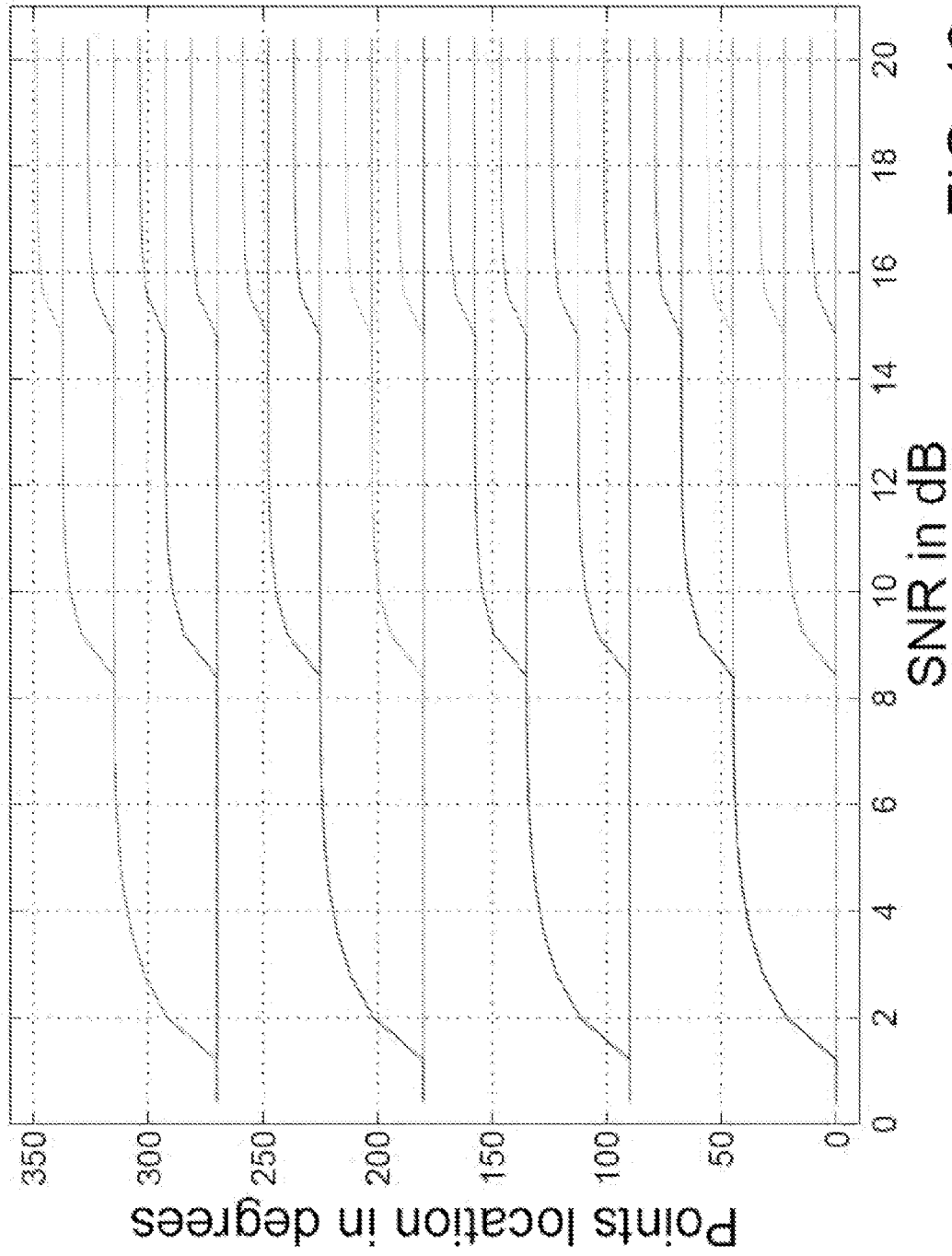


FIG. 19

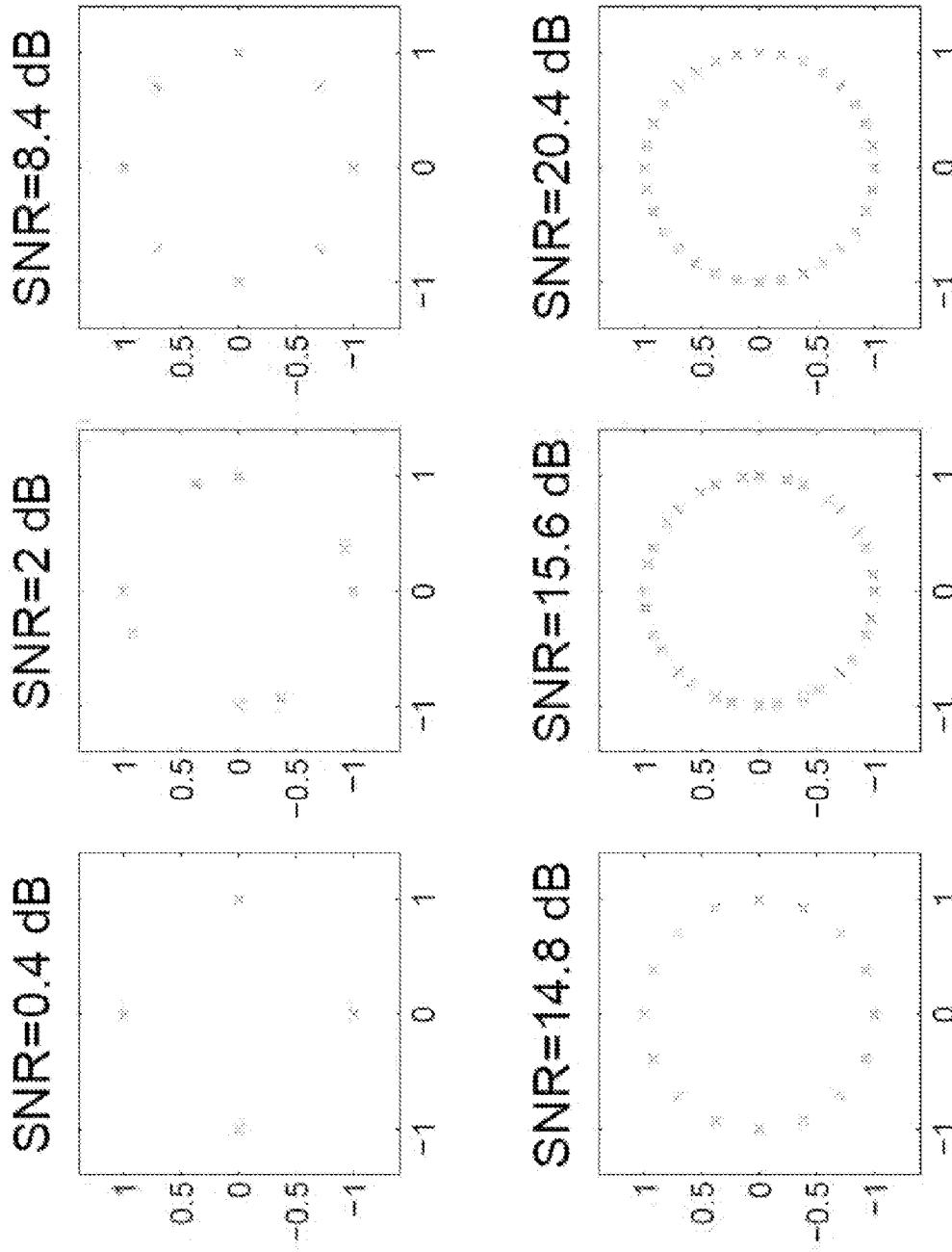


FIG. 20

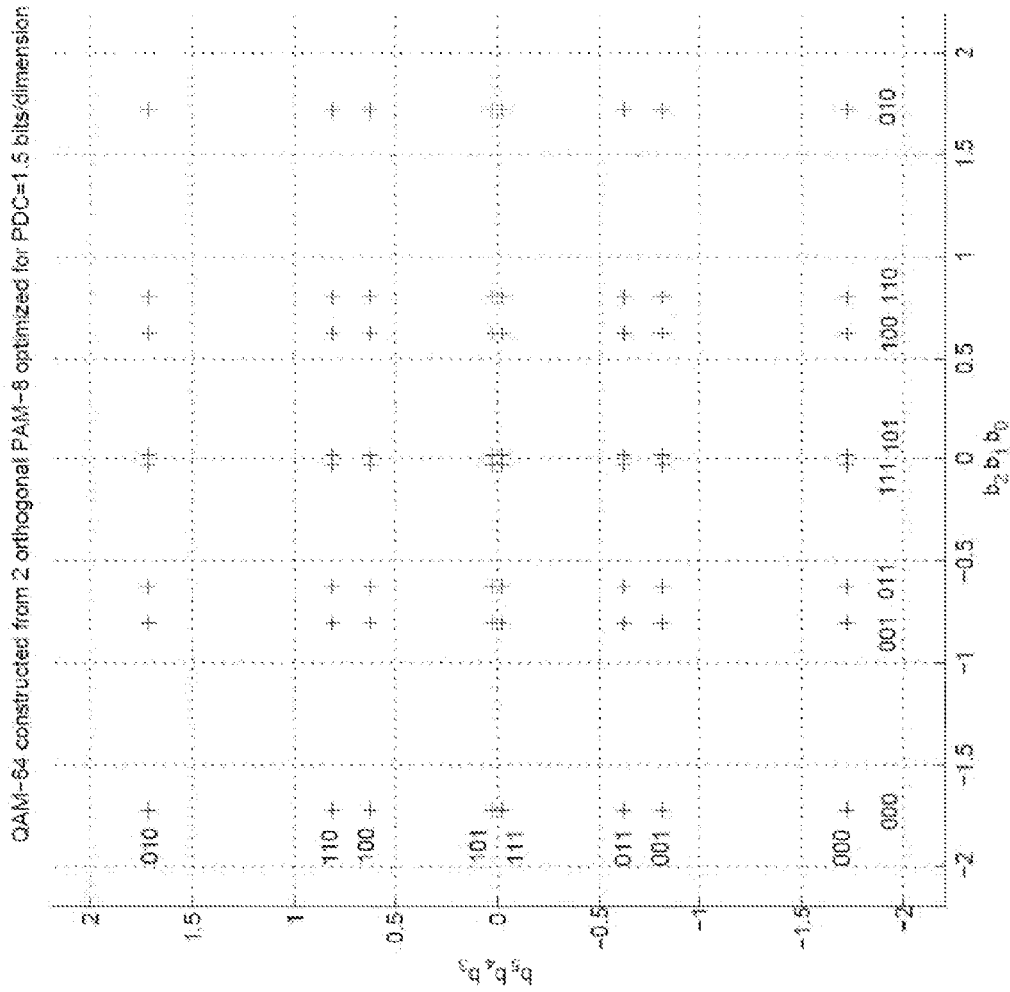


FIG. 21

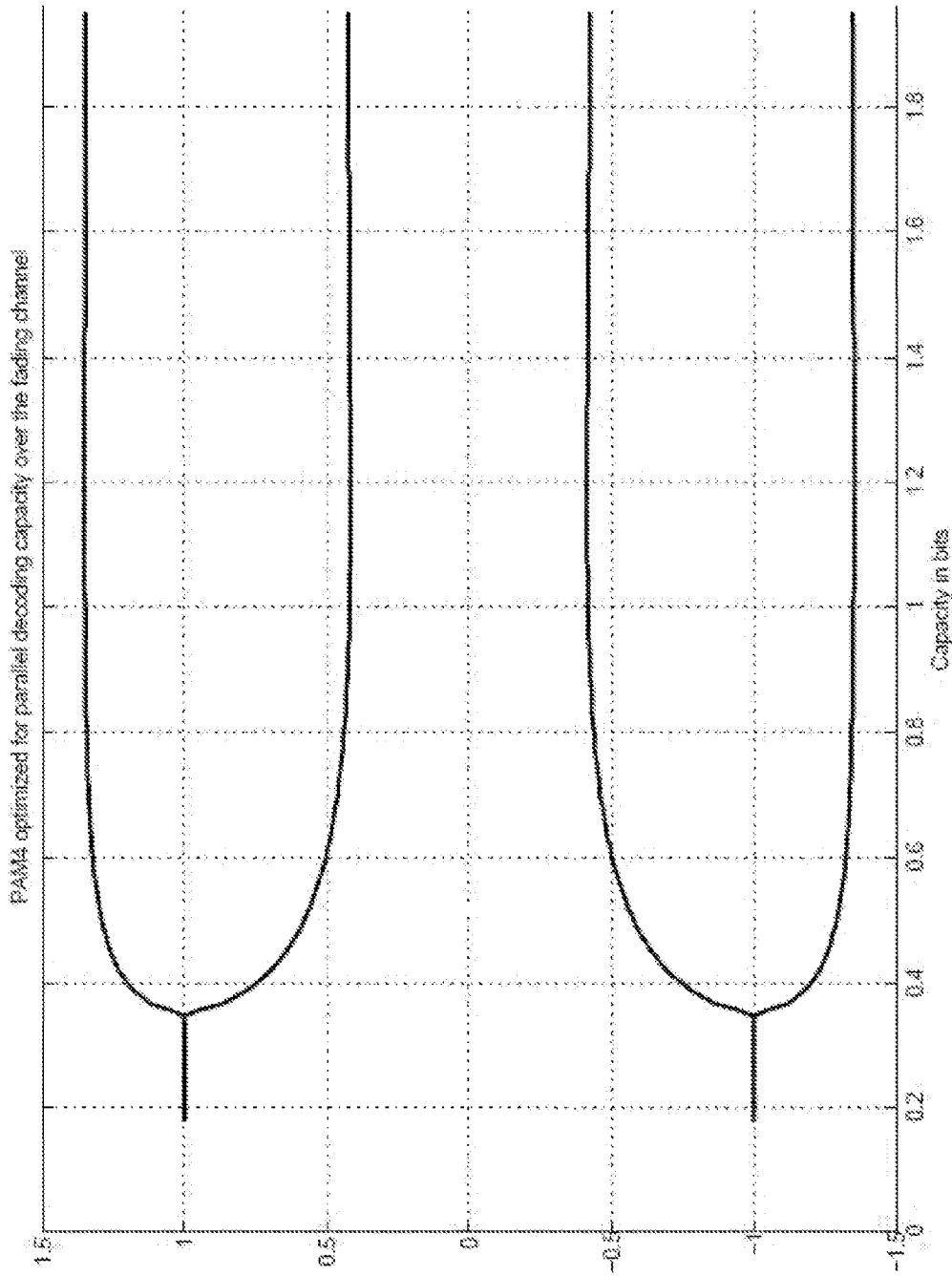


FIG. 22a

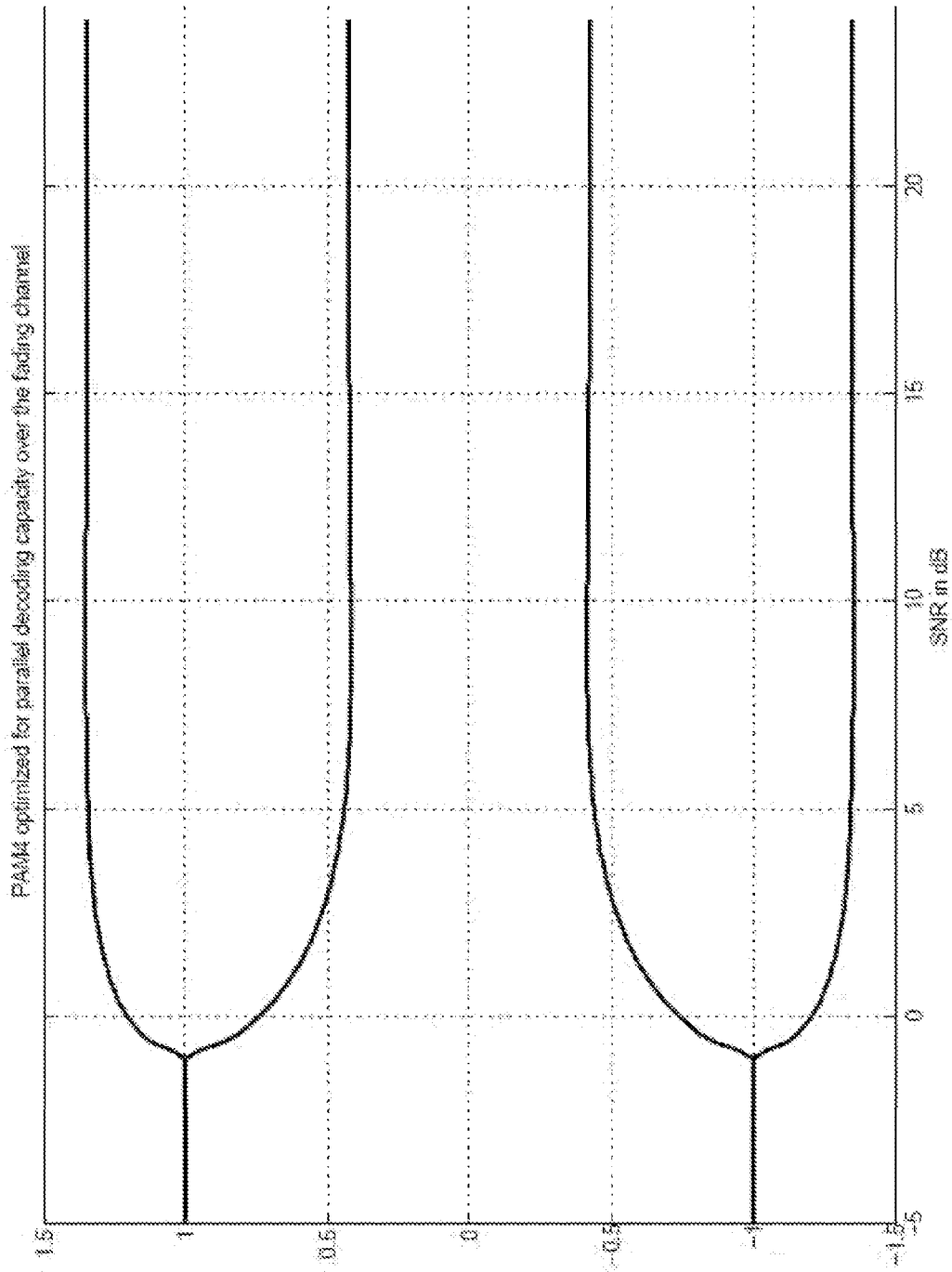


FIG. 22b

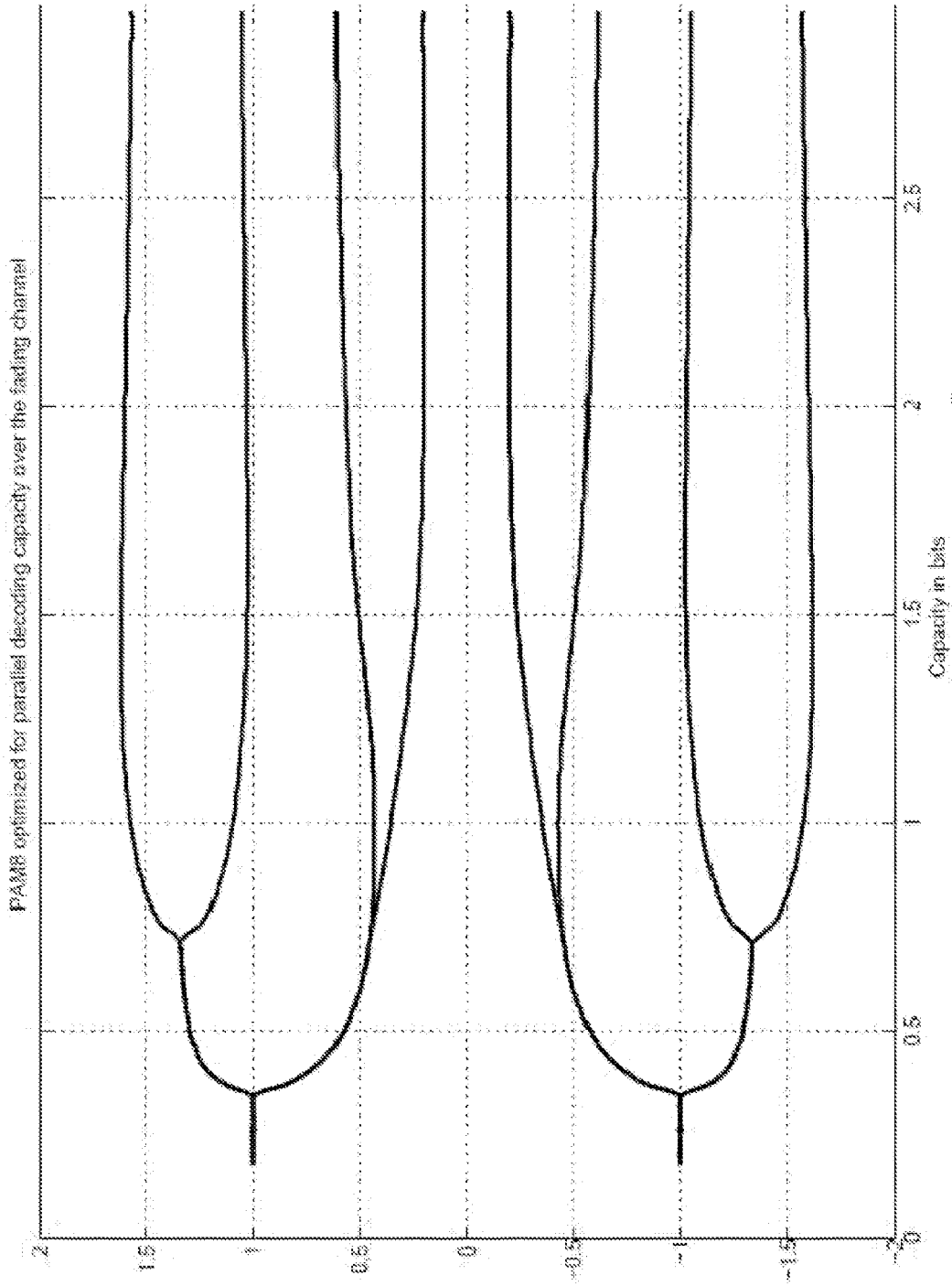


FIG. 23a

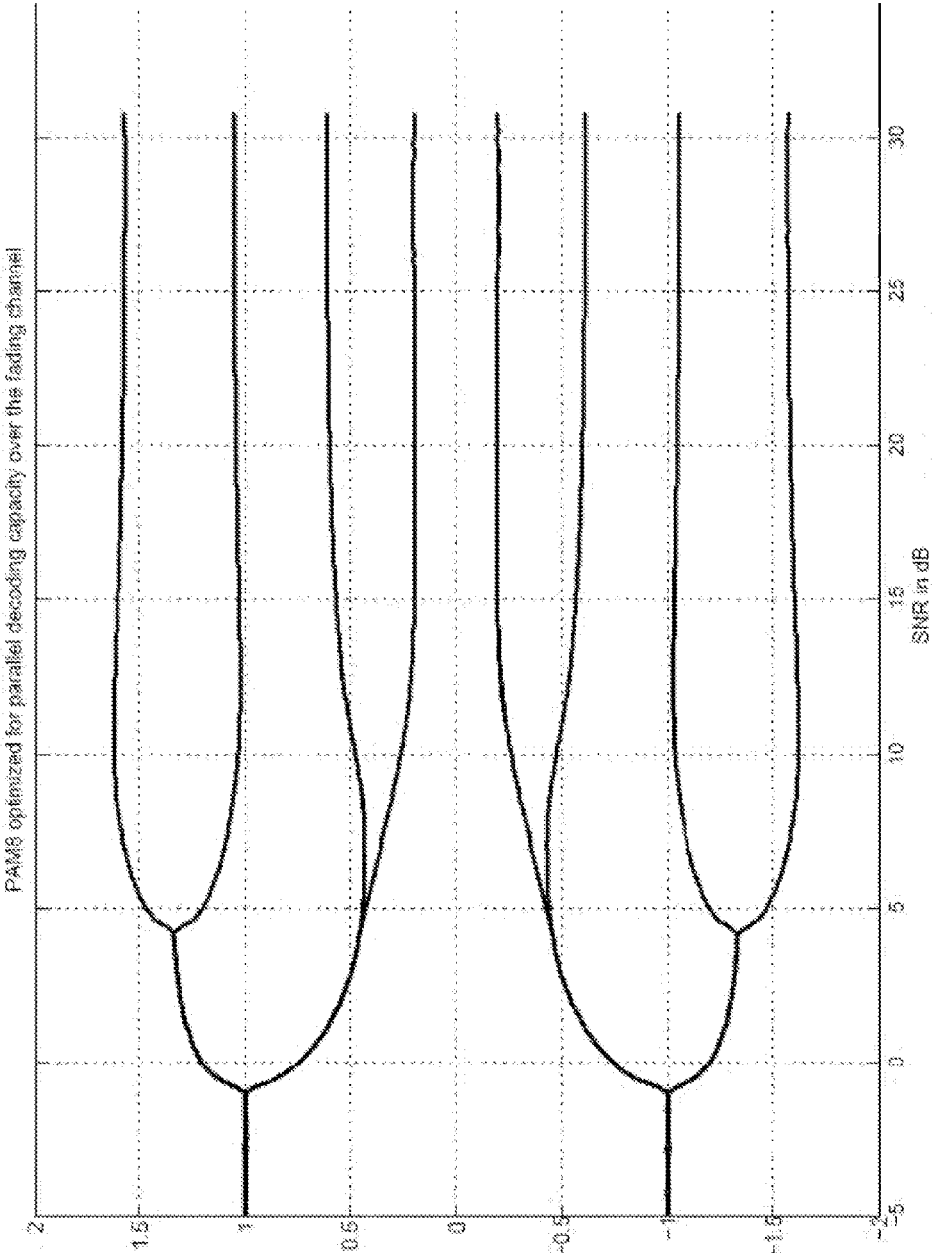


FIG. 23b

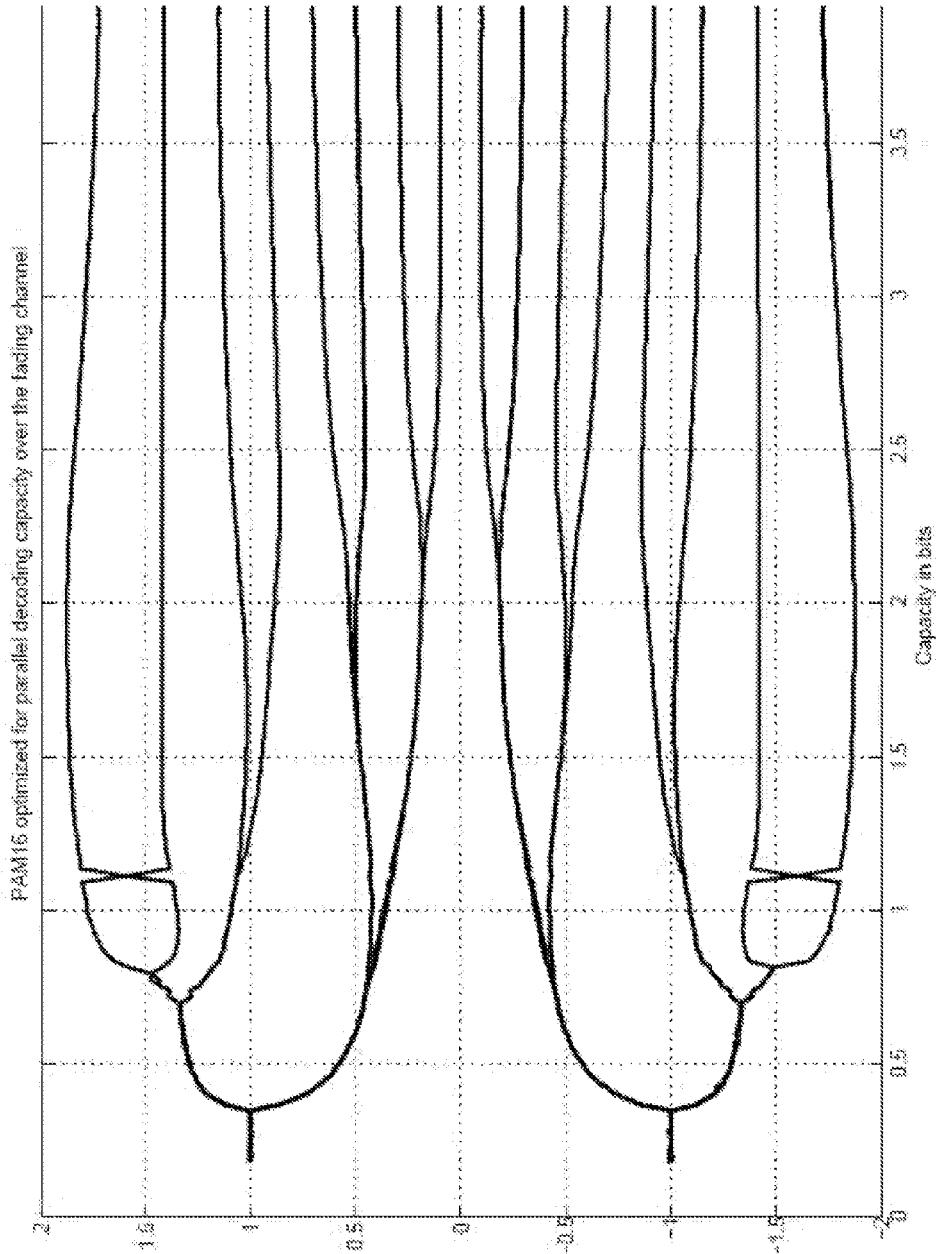


FIG. 24a

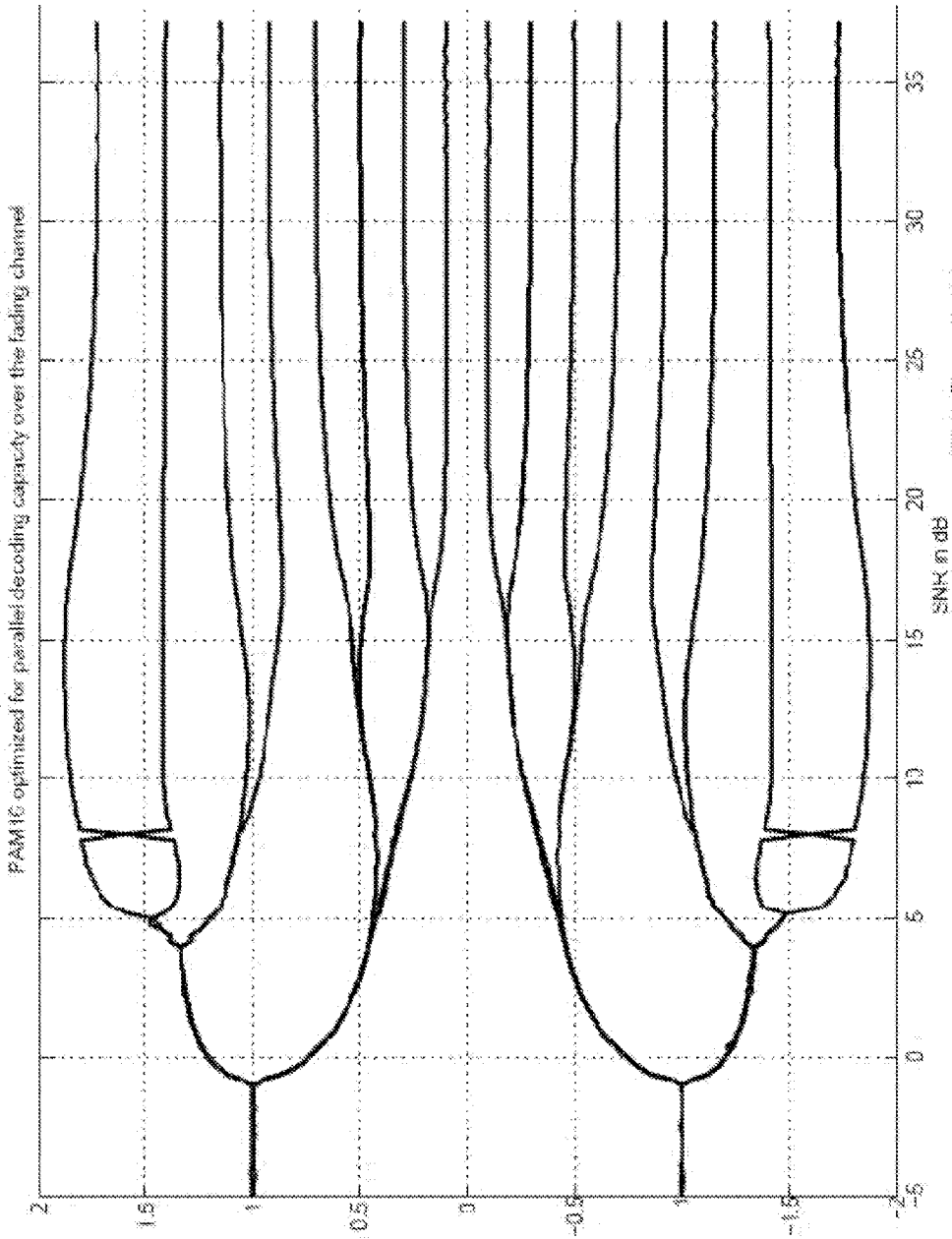


FIG. 24b

Design #	SNR	Opt. Cap	Std. Cap	Gain [bits]	Gain %
1	-5.0000	0.1810	0.1804	0.0006	0.3390
2	-4.6000	0.1951	0.1944	0.0008	0.3866
3	-4.2000	0.2101	0.2092	0.0009	0.4387
4	-3.8000	0.2261	0.2250	0.0011	0.4955
5	-3.4000	0.2430	0.2416	0.0013	0.5570
6	-3.0000	0.2608	0.2592	0.0016	0.6230
7	-2.6000	0.2797	0.2778	0.0019	0.6934
8	-2.2000	0.2997	0.2974	0.0023	0.7679
9	-1.8000	0.3207	0.3180	0.0027	0.8459
10	-1.4000	0.3428	0.3396	0.0031	0.9270
11	-1.0000	0.3659	0.3623	0.0037	1.0101
12	-0.6000	0.3902	0.3860	0.0042	1.0941
13	-0.2000	0.4156	0.4108	0.0048	1.1796
14	0.2000	0.4421	0.4366	0.0055	1.2670
15	0.6000	0.4698	0.4635	0.0063	1.3557
16	1.0000	0.4986	0.4915	0.0071	1.4451
17	1.0191	0.5000	0.4929	0.0071	1.4494
18	1.4000	0.5285	0.5205	0.0080	1.5345
19	1.8000	0.5596	0.5506	0.0089	1.6229
20	2.2000	0.5918	0.5818	0.0099	1.7090
21	2.6000	0.6250	0.6140	0.0110	1.7911
22	3.0000	0.6594	0.6473	0.0121	1.8681
23	3.4000	0.6948	0.6815	0.0132	1.9406
24	3.8000	0.7312	0.7168	0.0144	2.0081
25	4.2000	0.7687	0.7531	0.0156	2.0703
26	4.6000	0.8071	0.7903	0.0168	2.1275
27	5.0000	0.8466	0.8285	0.0181	2.1793
28	5.4000	0.8870	0.8677	0.0193	2.2253
29	5.8000	0.9283	0.9077	0.0206	2.2652
30	6.2000	0.9704	0.9486	0.0218	2.2982
31	6.4757	1.0000	0.9774	0.0226	2.3168
32	6.6000	1.0135	0.9904	0.0230	2.3241
33	7.0000	1.0573	1.0331	0.0242	2.3424
34	7.4000	1.1019	1.0765	0.0253	2.3529
35	7.8000	1.1472	1.1208	0.0264	2.3548
36	8.2000	1.1932	1.1658	0.0274	2.3487
37	8.6000	1.2398	1.2115	0.0283	2.3338
38	9.0000	1.2870	1.2579	0.0291	2.3103
39	9.4000	1.3347	1.3050	0.0297	2.2784
40	9.8000	1.3830	1.3527	0.0303	2.2382

Table 1

FIG. 25

Design #	SNR	Opt. Cap	Std. Cap	Gain [bits]	Gain %
41	10.2000	1.4316	1.4009	0.0307	2.1900
42	10.6000	1.4806	1.4497	0.0309	2.1343
43	10.7572	1.5000	1.4690	0.0310	2.1105
44	11.0000	1.5300	1.4989	0.0311	2.0719
45	11.4000	1.5796	1.5485	0.0310	2.0034
46	11.8000	1.6293	1.5985	0.0308	1.9297
47	12.2000	1.6792	1.6487	0.0305	1.8516
48	12.6000	1.7291	1.6990	0.0301	1.7702
49	13.0000	1.7789	1.7494	0.0295	1.6862
50	13.4000	1.8286	1.7998	0.0288	1.6011
51	13.8000	1.8781	1.8501	0.0280	1.5151
52	14.2000	1.9272	1.9001	0.0272	1.4298
53	14.6000	1.9759	1.9497	0.0262	1.3451
54	14.7994	2.0000	1.9743	0.0257	1.3035
55	15.0000	2.0241	1.9988	0.0252	1.2624
56	15.4000	2.0715	2.0473	0.0242	1.1817
57	15.8000	2.1182	2.0951	0.0231	1.1039
58	16.2000	2.1641	2.1420	0.0220	1.0289
59	16.6000	2.2089	2.1880	0.0209	0.9567
60	17.0000	2.2526	2.2328	0.0199	0.8895
61	17.4000	2.2952	2.2764	0.0188	0.8251
62	17.8000	2.3365	2.3187	0.0177	0.7644
63	18.2000	2.3764	2.3597	0.0167	0.7057
64	18.6000	2.4149	2.3992	0.0156	0.6521
65	19.0000	2.4519	2.4372	0.0147	0.6016
66	19.4000	2.4874	2.4737	0.0137	0.5537
67	19.5465	2.5000	2.4866	0.0134	0.5384
68	19.8000	2.5213	2.5085	0.0128	0.5104
69	20.2000	2.5537	2.5418	0.0119	0.4682
70	20.6000	2.5844	2.5733	0.0111	0.4319
71	21.0000	2.6136	2.6033	0.0103	0.3970
72	21.4000	2.6412	2.6317	0.0096	0.3632
73	21.8000	2.6673	2.6584	0.0089	0.3334
74	22.2000	2.6918	2.6836	0.0082	0.3049
75	22.6000	2.7149	2.7073	0.0076	0.2796
76	23.0000	2.7365	2.7295	0.0070	0.2573
77	23.4000	2.7567	2.7503	0.0065	0.2349
78	23.8000	2.7756	2.7697	0.0060	0.2149
79	24.2000	2.7933	2.7878	0.0055	0.1963
80	24.6000	2.8097	2.8046	0.0050	0.1796

Table 2

FIG. 26

Design #	SNR	Opt. Cap	Std. Cap	Gain [bits]	Gain %
81	25.0000	2.8249	2.8203	0.0046	0.1639
82	25.4000	2.8391	2.8348	0.0042	0.1490
83	25.8000	2.8522	2.8483	0.0039	0.1362
84	26.2000	2.8644	2.8608	0.0036	0.1246
85	26.6000	2.8756	2.8723	0.0033	0.1146
86	27.0000	2.8860	2.8830	0.0030	0.1048
87	27.4000	2.8955	2.8928	0.0028	0.0954
88	27.8000	2.9044	2.9018	0.0025	0.0871
89	28.2000	2.9125	2.9102	0.0023	0.0789
90	28.6000	2.9200	2.9178	0.0021	0.0735
91	29.0000	2.9268	2.9248	0.0020	0.0678
92	29.4000	2.9331	2.9313	0.0018	0.0622
93	29.8000	2.9389	2.9372	0.0017	0.0570
94	30.2000	2.9442	2.9427	0.0015	0.0523
95	30.6000	2.9491	2.9477	0.0014	0.0479
96	31.0000	2.9536	2.9522	0.0013	0.0452

Table 3

FIG. 27

Design #	Label							
	0	1	2	3	4	5	6	7
1	-8.2680	-2.2833	-2.2833	-2.2831	2.2832	2.2833	2.2833	8.2680
2	-8.2541	-2.3000	-2.3000	-2.2999	2.2999	2.2999	2.3001	8.2541
3	-8.2403	-2.3165	-2.3164	-2.3163	2.3164	2.3164	2.3165	8.2403
4	-8.2266	-2.3327	-2.3326	-2.3325	2.3325	2.3326	2.3327	8.2266
5	-8.2131	-2.3484	-2.3483	-2.3483	2.3483	2.3484	2.3484	8.2132
6	-8.2000	-2.3637	-2.3636	-2.3636	2.3636	2.3637	2.3637	8.2000
7	-8.1871	-2.3785	-2.3785	-2.3784	2.3784	2.3784	2.3785	8.1871
8	-8.1746	-2.3927	-2.3927	-2.3927	2.3927	2.3927	2.3928	8.1746
9	-8.1626	-2.4065	-2.4064	-2.4064	2.4064	2.4064	2.4065	8.1626
10	-8.1509	-2.4196	-2.4195	-2.4195	2.4195	2.4195	2.4195	8.1509
11	-8.1398	-2.4321	-2.4321	-2.4318	2.4319	2.4320	2.4321	8.1398
12	-8.1291	-2.4477	-2.4423	-2.4415	2.4416	2.4423	2.4476	8.1292
13	-8.0980	-2.8184	-2.8182	-1.5926	1.5926	2.8183	2.8183	8.0980
14	-8.0723	-2.9375	-2.9374	-1.2571	1.2571	2.9374	2.9375	8.0723
15	-8.0489	-3.0199	-3.0198	-0.9880	0.9880	3.0198	3.0198	8.0489
16	-8.0274	-3.0824	-3.0824	-0.7473	0.7473	3.0824	3.0824	8.0274
17	-8.0264	-3.0852	-3.0851	-0.7356	0.7356	3.0851	3.0851	8.0264
18	-8.0075	-3.1319	-3.1319	-0.5114	0.5114	3.1319	3.1319	8.0075
19	-7.9892	-3.1720	-3.1720	-0.2239	0.2239	3.1720	3.1720	7.9892
20	-7.9736	-3.1954	-3.1954	0.0000	0.0000	3.1954	3.1954	7.9736
21	-7.9589	-3.2137	-3.2137	0.0000	0.0000	3.2137	3.2137	7.9589
22	-7.9413	-3.4307	-3.0274	0.0000	0.0000	3.0274	3.4307	7.9413
23	-7.9203	-3.6051	-2.8760	0.0000	0.0000	2.8760	3.6051	7.9203
24	-7.9001	-3.7189	-2.7852	0.0000	0.0000	2.7852	3.7189	7.9001
25	-7.8793	-3.8281	-2.6787	-0.2955	0.2955	2.6787	3.8281	7.8793
26	-7.8587	-3.9201	-2.5819	-0.4556	0.4556	2.5819	3.9201	7.8587
27	-7.8390	-3.9926	-2.5109	-0.5521	0.5521	2.5109	3.9926	7.8390
28	-7.8201	-4.0523	-2.4583	-0.6180	0.6180	2.4583	4.0523	7.8201
29	-7.8019	-4.1030	-2.4197	-0.6644	0.6644	2.4197	4.1030	7.8019
30	-7.7842	-4.1471	-2.3921	-0.6975	0.6975	2.3921	4.1471	7.7842
31	-7.7722	-4.1744	-2.3783	-0.7144	0.7144	2.3783	4.1744	7.7722
32	-7.7669	-4.1861	-2.3733	-0.7208	0.7208	2.3733	4.1861	7.7669
33	-7.7498	-4.2213	-2.3616	-0.7371	0.7371	2.3616	4.2213	7.7498
34	-7.7330	-4.2535	-2.3556	-0.7482	0.7482	2.3556	4.2535	7.7330
35	-7.7162	-4.2833	-2.3541	-0.7557	0.7557	2.3541	4.2833	7.7162
36	-7.6995	-4.3113	-2.3564	-0.7608	0.7608	2.3564	4.3113	7.6995
37	-7.6826	-4.3377	-2.3617	-0.7643	0.7643	2.3617	4.3377	7.6826
38	-7.6657	-4.3629	-2.3694	-0.7670	0.7670	2.3694	4.3629	7.6657
39	-7.6486	-4.3871	-2.3792	-0.7694	0.7694	2.3792	4.3871	7.6486
40	-7.6313	-4.4104	-2.3908	-0.7718	0.7718	2.3908	4.4104	7.6313

Table 4

FIG. 28

Design #	Label							
	0	1	2	3	4	5	6	7
41	-7.6139	-4.4329	-2.4037	-0.7745	0.7745	2.4037	4.4329	7.6139
42	-7.5964	-4.4547	-2.4179	-0.7777	0.7777	2.4179	4.4547	7.5964
43	-7.5890	-4.4636	-2.4241	-0.7792	0.7792	2.4241	4.4636	7.5890
44	-7.5787	-4.4758	-2.4331	-0.7815	0.7815	2.4331	4.4758	7.5787
45	-7.5609	-4.4963	-2.4491	-0.7858	0.7858	2.4491	4.4963	7.5609
46	-7.5431	-4.5162	-2.4658	-0.7908	0.7908	2.4658	4.5162	7.5431
47	-7.5254	-4.5354	-2.4830	-0.7962	0.7962	2.4830	4.5354	7.5254
48	-7.5078	-4.5539	-2.5004	-0.8021	0.8021	2.5004	4.5539	7.5078
49	-7.4903	-4.5718	-2.5180	-0.8082	0.8082	2.5180	4.5718	7.4904
50	-7.4732	-4.5889	-2.5355	-0.8146	0.8146	2.5355	4.5889	7.4732
51	-7.4565	-4.6054	-2.5527	-0.8211	0.8211	2.5527	4.6054	7.4565
52	-7.4403	-4.6211	-2.5697	-0.8276	0.8276	2.5697	4.6211	7.4403
53	-7.4246	-4.6360	-2.5861	-0.8339	0.8339	2.5861	4.6360	7.4246
54	-7.4170	-4.6431	-2.5941	-0.8371	0.8371	2.5941	4.6431	7.4170
55	-7.4095	-4.6501	-2.6019	-0.8402	0.8402	2.6019	4.6501	7.4095
56	-7.3950	-4.6635	-2.6171	-0.8462	0.8462	2.6171	4.6635	7.3950
57	-7.3813	-4.6761	-2.6316	-0.8520	0.8520	2.6316	4.6761	7.3813
58	-7.3682	-4.6879	-2.6452	-0.8575	0.8575	2.6452	4.6879	7.3682
59	-7.3559	-4.6990	-2.6581	-0.8627	0.8627	2.6581	4.6990	7.3559
60	-7.3443	-4.7094	-2.6702	-0.8676	0.8677	2.6702	4.7093	7.3444
61	-7.3335	-4.7190	-2.6815	-0.8722	0.8722	2.6815	4.7190	7.3335
62	-7.3233	-4.7280	-2.6920	-0.8765	0.8765	2.6920	4.7280	7.3233
63	-7.3138	-4.7363	-2.7018	-0.8805	0.8805	2.7018	4.7363	7.3138
64	-7.3050	-4.7440	-2.7109	-0.8841	0.8841	2.7109	4.7440	7.3050
65	-7.2968	-4.7512	-2.7193	-0.8876	0.8876	2.7193	4.7512	7.2968
66	-7.2892	-4.7578	-2.7271	-0.8907	0.8907	2.7271	4.7578	7.2892
67	-7.2862	-4.7604	-2.7302	-0.8920	0.8920	2.7302	4.7604	7.2862
68	-7.2822	-4.7639	-2.7343	-0.8936	0.8936	2.7343	4.7639	7.2822
69	-7.2757	-4.7695	-2.7409	-0.8963	0.8963	2.7409	4.7695	7.2757
70	-7.2697	-4.7747	-2.7470	-0.8988	0.8988	2.7470	4.7747	7.2697
71	-7.2642	-4.7795	-2.7526	-0.9011	0.9011	2.7526	4.7795	7.2642
72	-7.2590	-4.7839	-2.7577	-0.9032	0.9032	2.7577	4.7839	7.2590
73	-7.2544	-4.7879	-2.7624	-0.9051	0.9051	2.7624	4.7879	7.2544
74	-7.2500	-4.7917	-2.7667	-0.9068	0.9068	2.7667	4.7917	7.2500
75	-7.2461	-4.7951	-2.7706	-0.9084	0.9084	2.7706	4.7951	7.2461
76	-7.2425	-4.7982	-2.7742	-0.9099	0.9099	2.7742	4.7982	7.2425
77	-7.2390	-4.8012	-2.7776	-0.9112	0.9112	2.7776	4.8012	7.2390
78	-7.2360	-4.8039	-2.7805	-0.9124	0.9124	2.7805	4.8039	7.2360
79	-7.2331	-4.8063	-2.7833	-0.9135	0.9135	2.7833	4.8063	7.2331
80	-7.2305	-4.8087	-2.7858	-0.9145	0.9145	2.7858	4.8087	7.2305

Table 5

FIG. 29

Design #	Label							
	0	1	2	3	4	5	6	7
81	-7.2281	-4.8108	-2.7881	-0.9154	0.9154	2.7881	4.8108	7.2281
82	-7.2258	-4.8128	-2.7902	-0.9162	0.9162	2.7902	4.8128	7.2258
83	-7.2238	-4.8146	-2.7921	-0.9170	0.9170	2.7921	4.8146	7.2238
84	-7.2219	-4.8163	-2.7939	-0.9177	0.9177	2.7939	4.8163	7.2219
85	-7.2202	-4.8177	-2.7955	-0.9183	0.9183	2.7955	4.8177	7.2202
86	-7.2187	-4.8190	-2.7969	-0.9189	0.9189	2.7969	4.8190	7.2187
87	-7.2176	-4.8200	-2.7979	-0.9193	0.9193	2.7979	4.8200	7.2176
88	-7.2167	-4.8208	-2.7989	-0.9198	0.9198	2.7989	4.8208	7.2167
89	-7.2160	-4.8213	-2.7996	-0.9200	0.9200	2.7996	4.8213	7.2160
90	-7.2158	-4.8213	-2.8000	-0.9203	0.9203	2.8000	4.8213	7.2158
91	-7.2159	-4.8210	-2.8003	-0.9205	0.9205	2.8003	4.8210	7.2159
92	-7.2164	-4.8203	-2.8003	-0.9205	0.9205	2.8003	4.8203	7.2164
93	-7.2174	-4.8190	-2.7999	-0.9204	0.9204	2.7999	4.8190	7.2174
94	-7.2189	-4.8171	-2.7992	-0.9203	0.9203	2.7992	4.8171	7.2189
95	-7.2212	-4.8146	-2.7979	-0.9198	0.9198	2.7979	4.8146	7.2212
96	-7.2240	-4.8114	-2.7962	-0.9193	0.9193	2.7962	4.8114	7.2240

Table 6

FIG. 30

Design #	SNR	5	20	50	90	100
13	-0.2000	0.4900	0.4410	0.3570	0.0690	0
14	0.2000	0.6340	0.5710	0.3740	0.0960	0
15	0.6000	0.5500	0.4950	0.4010	0.0770	0
16	1.0000	0.5250	0.4720	0.4250	0.0740	0
17	1.0191	0.5820	0.5240	0.3820	0.0830	0
18	1.4000	0.6230	0.5070	0.4100	0.0850	0
19	1.8000	0.5420	0.4200	0.3780	0.0900	0
20	2.2000	0.5460	0.3560	0.3200	0.0700	0
21	2.6000	0.5490	0.3440	0.3100	0.0550	0
22	3.0000	0.5980	0.3330	0.3000	0.1100	0
23	3.4000	0.5960	0.3230	0.2910	0.0550	0
24	3.8000	0.5950	0.3140	0.2820	0.0430	0
25	4.2000	0.4180	0.3750	0.3370	0.1490	0
26	4.6000	0.3560	0.3200	0.2880	0.1630	0
27	5.0000	0.3080	0.2770	0.2460	0.1460	0
28	5.4000	0.2670	0.2410	0.2020	0.1310	0
29	5.8000	0.2330	0.2090	0.1630	0.1160	0
30	6.2000	0.2020	0.1810	0.1340	0.1090	0
31	6.4757	0.1820	0.1640	0.1170	0.0990	0
32	6.6000	0.1740	0.1560	0.1150	0.1010	0
33	7.0000	0.1480	0.1330	0.1070	0.0920	0
34	7.4000	0.1240	0.1120	0.1000	0.0820	0
35	7.8000	0.1010	0.0910	0.0820	0.0720	0
36	8.2000	0.0800	0.0720	0.0650	0.0580	0
37	8.6000	0.0590	0.0530	0.0480	0.0430	0
38	9.0000	0.0490	0.0440	0.0400	0.0360	0
39	9.4000	0.0390	0.0350	0.0310	0.0280	0
40	9.8000	0.0270	0.0240	0.0190	0.0170	0
41	10.2000	0.0220	0.0200	0.0030	0.0030	0
42	10.6000	0.0350	0.0310	0.0130	0.0090	0
43	10.7572	0.0420	0.0380	0.0190	0.0100	0
44	11.0000	0.0530	0.0470	0.0280	0.0110	0
45	11.4000	0.0700	0.0630	0.0430	0.0110	0
46	11.8000	0.0870	0.0790	0.0600	0.0150	0
47	12.2000	0.1040	0.0940	0.0760	0.0160	0
48	12.6000	0.1210	0.1080	0.0920	0.0180	0
49	13.0000	0.1370	0.1230	0.1080	0.0180	0
50	13.4000	0.1520	0.1370	0.1230	0.0190	0
51	13.8000	0.1670	0.1500	0.1350	0.0200	0
52	14.2000	0.1810	0.1630	0.1470	0.0190	0
53	14.6000	0.1950	0.1750	0.1580	0.0090	0

Table 7

FIG. 31

Design #	SNR	5	20	50	90	100
54	14.7994	0.2010	0.1810	0.1630	0.0050	0
55	15.0000	0.2080	0.1870	0.1360	0.0010	0
56	15.4000	0.1980	0.1780	0.1440	0.0060	0
57	15.8000	0.1880	0.1690	0.1370	0.0080	0
58	16.2000	0.1770	0.1590	0.1290	0.0100	0
59	16.6000	0.1660	0.1490	0.1210	0.0120	0
60	17.0000	0.1550	0.1400	0.1130	0.0130	0
61	17.4000	0.1440	0.1300	0.1050	0.0140	0
62	17.8000	0.1340	0.1210	0.0980	0.0130	0
63	18.2000	0.1440	0.1300	0.0950	0.0140	0
64	18.6000	0.1260	0.1130	0.0920	0.0140	0
65	19.0000	0.1220	0.1100	0.0890	0.0120	0
66	19.4000	0.1320	0.1190	0.0870	0.0130	0
67	19.5465	0.1180	0.1060	0.0950	0.0120	0
68	19.8000	0.1160	0.1040	0.0840	0.0130	0
69	20.2000	0.1130	0.1020	0.0820	0.0120	0
70	20.6000	0.1110	0.0990	0.0800	0.0120	0
71	21.0000	0.1080	0.0970	0.0790	0.0120	0
72	21.4000	0.1060	0.0950	0.0770	0.0110	0
73	21.8000	0.1040	0.0930	0.0760	0.0120	0
74	22.2000	0.1020	0.0920	0.0740	0.0100	0
75	22.6000	0.1000	0.0900	0.0730	0.0110	0
76	23.0000	0.0990	0.0890	0.0720	0.0120	0
77	23.4000	0.0970	0.0880	0.0710	0.0090	0
78	23.8000	0.0960	0.0860	0.0700	0.0100	0
79	24.2000	0.0950	0.0850	0.0690	0.0100	0
80	24.6000	0.0940	0.0840	0.0680	0.0110	0
81	25.0000	0.0930	0.0830	0.0680	0.0090	0
82	25.4000	0.0920	0.0830	0.0670	0.0090	0
83	25.8000	0.0910	0.0820	0.0660	0.0090	0
84	26.2000	0.0900	0.0810	0.0660	0.0090	0
85	26.6000	0.0900	0.0810	0.0650	0.0100	0
86	27.0000	0.0890	0.0800	0.0650	0.0090	0
87	27.4000	0.0880	0.0800	0.0640	0.0080	0
88	27.8000	0.0880	0.0790	0.0640	0.0070	0
89	28.2000	0.0880	0.0790	0.0640	0.0080	0
90	28.6000	0.0880	0.0790	0.0640	0.0080	0
91	29.0000	0.0880	0.0790	0.0640	0.0080	0
92	29.4000	0.0880	0.0790	0.0640	0.0080	0
93	29.8000	0.0880	0.0790	0.0640	0.0080	0
94	30.2000	0.0880	0.0790	0.0640	0.0100	0
95	30.6000	0.0800	0.0720	0.0580	0.0120	0
96	31.0000	0.0900	0.0810	0.0650	0.0120	0

Table 8

FIG. 32

Design #	SNR	Opt. Cap	Std. Cap	Gain [bits]	Gain %
1	-2.0000	0.2983	0.2599	0.0384	14.7672
2	-1.8000	0.3077	0.2693	0.0385	14.2811
3	-1.6000	0.3173	0.2789	0.0384	13.7805
4	-1.4000	0.3271	0.2888	0.0383	13.2654
5	-1.2000	0.3370	0.2989	0.0381	12.7353
6	-1.0000	0.3470	0.3093	0.0377	12.1899
7	-0.8000	0.3572	0.3200	0.0372	11.6300
8	-0.6000	0.3676	0.3309	0.0367	11.0944
9	-0.4000	0.3784	0.3421	0.0363	10.6005
10	-0.2000	0.3895	0.3536	0.0359	10.1458
11	0.0000	0.4009	0.3654	0.0355	9.7277
12	0.2000	0.4127	0.3775	0.0353	9.3437
13	0.4000	0.4249	0.3898	0.0350	8.9912
14	0.6000	0.4373	0.4025	0.0349	8.6677
15	0.8000	0.4501	0.4154	0.0348	8.3709
16	1.0000	0.4633	0.4286	0.0347	8.0984
17	1.2000	0.4768	0.4421	0.0347	7.8479
18	1.4000	0.4906	0.4559	0.0347	7.6172
19	1.5325	0.5000	0.4652	0.0348	7.4741
20	1.6000	0.5048	0.4700	0.0348	7.4040
21	1.8000	0.5193	0.4844	0.0349	7.2063
22	2.0000	0.5342	0.4991	0.0350	7.0221
23	2.2000	0.5493	0.5141	0.0352	6.8493
24	2.4000	0.5648	0.5294	0.0354	6.6862
25	2.6000	0.5806	0.5450	0.0356	6.5309
26	2.8000	0.5967	0.5609	0.0358	6.3818
27	3.0000	0.6132	0.5772	0.0360	6.2372
28	3.2000	0.6299	0.5937	0.0362	6.0955
29	3.4000	0.6468	0.6105	0.0364	5.9553
30	3.6000	0.6641	0.6276	0.0365	5.8155
31	3.8000	0.6816	0.6450	0.0366	5.6746
32	4.0000	0.6994	0.6628	0.0367	5.5314
33	4.2000	0.7174	0.6808	0.0367	5.3850
34	4.4000	0.7357	0.6991	0.0366	5.2353
35	4.6000	0.7543	0.7177	0.0365	5.0887
36	4.8000	0.7731	0.7366	0.0364	4.9443
37	5.0000	0.7922	0.7559	0.0363	4.8026
38	5.2000	0.8115	0.7754	0.0362	4.6637
39	5.4000	0.8312	0.7952	0.0360	4.5277
40	5.6000	0.8511	0.8152	0.0358	4.3947

Table 9

FIG. 33

Design #	SNR	Opt. Cap	Std. Cap	Gain [bits]	Gain %
41	5.8000	0.8712	0.8356	0.0356	4.2648
42	6.0000	0.8917	0.8563	0.0354	4.1379
43	6.2000	0.9124	0.8772	0.0352	4.0141
44	6.4000	0.9334	0.8984	0.0350	3.8933
45	6.6000	0.9546	0.9199	0.0347	3.7755
46	6.8000	0.9761	0.9416	0.0345	3.6607
47	7.0000	0.9978	0.9636	0.0342	3.5486
48	7.0203	1.0000	0.9658	0.0342	3.5374
49	7.2000	1.0197	0.9858	0.0339	3.4393
50	7.4000	1.0420	1.0083	0.0336	3.3326
51	7.6000	1.0644	1.0311	0.0333	3.2283
52	7.8000	1.0871	1.0541	0.0330	3.1264
53	8.0000	1.1099	1.0773	0.0326	3.0268
54	8.2000	1.1330	1.1008	0.0322	2.9294
55	8.4000	1.1563	1.1245	0.0319	2.8341
56	8.6000	1.1798	1.1484	0.0315	2.7411
57	8.8000	1.2036	1.1725	0.0311	2.6502
58	9.0000	1.2274	1.1968	0.0307	2.5617
59	9.2000	1.2515	1.2213	0.0302	2.4758
60	9.4000	1.2758	1.2460	0.0298	2.3927
61	9.6000	1.3003	1.2709	0.0294	2.3125
62	9.8000	1.3249	1.2959	0.0290	2.2355
63	10.0000	1.3497	1.3211	0.0286	2.1620
64	10.2000	1.3746	1.3465	0.0282	2.0920
65	10.4000	1.3998	1.3720	0.0278	2.0256
66	10.6000	1.4250	1.3976	0.0274	1.9629
67	10.8000	1.4505	1.4234	0.0271	1.9036
68	11.0000	1.4760	1.4493	0.0268	1.8477
69	11.1866	1.5000	1.4735	0.0265	1.7984
70	11.2000	1.5017	1.4752	0.0265	1.7949
71	11.4000	1.5275	1.5013	0.0262	1.7451
72	11.6000	1.5534	1.5275	0.0259	1.6977
73	11.8000	1.5794	1.5537	0.0257	1.6528
74	12.0000	1.6054	1.5800	0.0254	1.6098
75	12.2000	1.6315	1.6063	0.0252	1.5686
76	12.4000	1.6576	1.6327	0.0250	1.5290
77	12.6000	1.6838	1.6591	0.0247	1.4906
78	12.8000	1.7099	1.6854	0.0245	1.4534
79	13.0000	1.7361	1.7118	0.0243	1.4171
80	13.2000	1.7622	1.7382	0.0240	1.3815

Table 10

FIG. 34

Design #	SNR	Opt. Cap	Std. Cap	Gain [bits]	Gain %
81	13.4000	1.7883	1.7645	0.0238	1.3466
82	13.6000	1.8143	1.7908	0.0235	1.3123
83	13.8000	1.8402	1.8170	0.0232	1.2785
84	14.0000	1.8660	1.8431	0.0229	1.2451
85	14.2000	1.8917	1.8691	0.0227	1.2121
86	14.4000	1.9173	1.8950	0.0223	1.1794
87	14.6000	1.9428	1.9208	0.0220	1.1470
88	14.8000	1.9681	1.9464	0.0217	1.1150
89	15.0000	1.9932	1.9719	0.0214	1.0833
90	15.0542	2.0000	1.9787	0.0213	1.0747
91	15.2000	2.0182	1.9972	0.0210	1.0519
92	15.4000	2.0429	2.0223	0.0206	1.0210
93	15.6000	2.0674	2.0471	0.0203	0.9903
94	15.8000	2.0917	2.0718	0.0199	0.9601
95	16.0000	2.1157	2.0962	0.0195	0.9302
96	16.2000	2.1395	2.1204	0.0191	0.9008
97	16.4000	2.1630	2.1443	0.0187	0.8720
98	16.6000	2.1862	2.1679	0.0183	0.8435
99	16.8000	2.2091	2.1912	0.0179	0.8156
100	17.0000	2.2317	2.2142	0.0175	0.7883
101	17.2000	2.2540	2.2369	0.0170	0.7614
102	17.4000	2.2759	2.2593	0.0166	0.7352
103	17.6000	2.2975	2.2813	0.0162	0.7095
104	17.8000	2.3187	2.3029	0.0158	0.6844
105	18.0000	2.3395	2.3242	0.0153	0.6599
106	18.2000	2.3600	2.3451	0.0149	0.6361
107	18.4000	2.3801	2.3656	0.0145	0.6128
108	18.6000	2.3998	2.3858	0.0141	0.5902
109	18.8000	2.4192	2.4055	0.0137	0.5682
110	19.0000	2.4381	2.4248	0.0133	0.5468
111	19.2000	2.4566	2.4437	0.0129	0.5261
112	19.4000	2.4747	2.4622	0.0125	0.5059
113	19.6000	2.4924	2.4803	0.0121	0.4864
114	19.6876	2.5000	2.4881	0.0119	0.4780
115	19.8000	2.5097	2.4980	0.0117	0.4675
116	20.0000	2.5265	2.5152	0.0113	0.4492
117	20.2000	2.5430	2.5320	0.0109	0.4314
118	20.4000	2.5590	2.5484	0.0106	0.4143
119	20.6000	2.5746	2.5644	0.0102	0.3977
120	20.8000	2.5898	2.5799	0.0098	0.3817

Table 11

FIG. 35

Design #	SNR	Opt. Cap	Std. Cap	Gain [bits]	Gain %
121	21.0000	2.6046	2.5951	0.0095	0.3663
122	21.2000	2.6189	2.6098	0.0092	0.3513
123	21.4000	2.6329	2.6241	0.0088	0.3370
124	21.6000	2.6465	2.6380	0.0085	0.3231
125	21.8000	2.6596	2.6514	0.0082	0.3097
126	22.0000	2.6724	2.6645	0.0079	0.2968
127	22.2000	2.6848	2.6772	0.0076	0.2844
128	22.4000	2.6968	2.6894	0.0073	0.2725
129	22.6000	2.7084	2.7013	0.0071	0.2610
130	22.8000	2.7196	2.7128	0.0068	0.2500
131	23.0000	2.7305	2.7240	0.0065	0.2394
132	23.2000	2.7410	2.7347	0.0063	0.2292
133	23.4000	2.7512	2.7452	0.0060	0.2194
134	23.6000	2.7610	2.7552	0.0058	0.2100
135	23.8000	2.7705	2.7649	0.0056	0.2009
136	24.0000	2.7796	2.7743	0.0053	0.1922
137	24.2000	2.7885	2.7834	0.0051	0.1838
138	24.4000	2.7970	2.7921	0.0049	0.1758
139	24.6000	2.8052	2.8005	0.0047	0.1681
140	24.8000	2.8132	2.8086	0.0045	0.1607
141	25.0000	2.8208	2.8165	0.0043	0.1536
142	25.2000	2.8282	2.8240	0.0041	0.1467
143	25.4000	2.8352	2.8313	0.0040	0.1402
144	25.6000	2.8421	2.8383	0.0038	0.1339
145	25.8000	2.8486	2.8450	0.0036	0.1279
146	26.0000	2.8550	2.8515	0.0035	0.1222
147	26.2000	2.8611	2.8577	0.0033	0.1167
148	26.4000	2.8669	2.8637	0.0032	0.1115
149	26.6000	2.8725	2.8695	0.0031	0.1065
150	26.8000	2.8779	2.8750	0.0029	0.1017
151	27.0000	2.8831	2.8803	0.0028	0.0972
152	27.2000	2.8881	2.8854	0.0027	0.0930
153	27.4000	2.8929	2.8904	0.0026	0.0889
154	27.6000	2.8975	2.8951	0.0025	0.0850
155	27.8000	2.9020	2.8996	0.0024	0.0813
156	28.0000	2.9062	2.9040	0.0023	0.0779
157	28.2000	2.9103	2.9081	0.0022	0.0745
158	28.4000	2.9142	2.9121	0.0021	0.0714
159	28.6000	2.9180	2.9160	0.0020	0.0684
160	28.8000	2.9216	2.9197	0.0019	0.0656

Table 12

FIG. 36

Design #	SNR	Opt. Cap	Std. Cap	Gain [bits]	Gain %
161	29.0000	2.9250	2.9232	0.0018	0.0629
162	29.2000	2.9284	2.9266	0.0018	0.0604
163	29.4000	2.9315	2.9298	0.0017	0.0580
164	29.6000	2.9346	2.9330	0.0016	0.0557
165	29.8000	2.9375	2.9360	0.0016	0.0536
166	30.0000	2.9403	2.9388	0.0015	0.0516
167	30.2000	2.9430	2.9416	0.0015	0.0496
168	30.4000	2.9456	2.9442	0.0014	0.0479
169	30.6000	2.9481	2.9467	0.0014	0.0462
170	30.8000	2.9505	2.9492	0.0013	0.0446

Table 13

FIG. 37

Design #	Label							
	0	1	2	3	4	5	6	7
1	-4.5872	-4.5852	-4.5789	-4.5789	4.5872	4.5872	4.5692	4.5868
2	-4.5826	-4.5826	-4.5826	-4.5826	4.5839	4.5837	4.5814	4.5814
3	-4.5874	-4.5874	-4.5687	-4.5868	4.5854	4.5850	4.5798	4.5801
4	-4.5839	-4.5839	-4.5789	-4.5836	4.5839	4.5825	4.5817	4.5822
5	-4.5841	-4.5825	-4.5819	-4.5819	4.5840	4.5840	4.5811	4.5811
6	-4.5840	-4.5840	-4.5811	-4.5811	4.5840	4.5835	4.5814	4.5814
7	-4.8129	-4.8123	-4.3403	-4.3403	4.8159	4.8123	4.3388	4.3388
8	-5.1324	-5.1324	-3.9571	-3.9571	5.1324	5.1324	3.9563	3.9579
9	-5.3013	-5.3013	-3.7277	-3.7278	5.3012	5.3014	3.7244	3.7312
10	-5.4291	-5.4135	-3.5497	-3.5497	5.4288	5.4238	3.5447	3.5447
11	-5.5204	-5.5204	-3.3948	-3.3949	5.5204	5.5204	3.3919	3.3978
12	-5.6000	-5.6000	-3.2624	-3.2625	5.5983	5.5983	3.2642	3.2642
13	-5.6683	-5.6673	-3.1423	-3.1423	5.6685	5.6685	3.1416	3.1416
14	-5.7292	-5.7197	-3.0363	-3.0363	5.7288	5.7287	3.0320	3.0320
15	-5.7757	-5.7757	-2.9399	-2.9399	5.7757	5.7750	2.9402	2.9402
16	-5.8198	-5.8192	-2.8514	-2.8514	5.8204	5.8204	2.8505	2.8505
17	-5.8595	-5.8571	-2.7708	-2.7708	5.8594	5.8593	2.7697	2.7697
18	-5.8947	-5.8934	-2.6943	-2.6943	5.8944	5.8944	2.6939	2.6939
19	-5.9144	-5.9144	-2.6495	-2.6495	5.9144	5.9144	2.6495	2.6495
20	-5.9248	-5.9234	-2.6274	-2.6274	5.9247	5.9247	2.6267	2.6267
21	-5.9527	-5.9514	-2.5634	-2.5634	5.9526	5.9526	2.5628	2.5628
22	-5.9778	-5.9769	-2.5046	-2.5046	5.9780	5.9757	2.5051	2.5051
23	-6.0001	-5.9993	-2.4500	-2.4500	6.0000	6.0000	2.4497	2.4497
24	-6.0201	-6.0201	-2.3997	-2.3997	6.0201	6.0201	2.3997	2.3997
25	-6.0383	-6.0383	-2.3534	-2.3534	6.0383	6.0383	2.3534	2.3534
26	-6.0553	-6.0552	-2.3097	-2.3097	6.0555	6.0544	2.3101	2.3101
27	-6.0701	-6.0701	-2.2702	-2.2702	6.0701	6.0700	2.2703	2.2703
28	-6.0838	-6.0837	-2.2333	-2.2333	6.0838	6.0837	2.2333	2.2333
29	-6.1191	-6.0723	-2.1996	-2.1996	6.1171	6.0762	2.1987	2.1987
30	-6.1077	-6.1069	-2.1678	-2.1678	6.1076	6.1076	2.1676	2.1676
31	-6.1184	-6.1176	-2.1392	-2.1392	6.1185	6.1145	2.1406	2.1408
32	-6.1268	-6.1257	-2.1123	-2.1144	6.1268	6.1271	2.1126	2.1127
33	-6.1464	-6.1231	-2.0888	-2.0897	6.1371	6.1323	2.0894	2.0894
34	-6.3495	-5.9315	-2.0588	-2.0726	6.2913	5.9866	2.0659	2.0686
35	-6.5565	-5.7168	-2.0271	-2.0548	6.5562	5.7171	2.0271	2.0548
36	-6.6674	-5.6050	-1.9937	-2.0399	6.6656	5.6056	1.9946	2.0402
37	-6.7529	-5.5175	-1.9604	-2.0284	6.7514	5.5190	1.9611	2.0277
38	-6.8251	-5.4429	-1.9278	-2.0165	6.8289	5.4404	1.9269	2.0161
39	-6.8888	-5.3789	-1.8935	-2.0066	6.8888	5.3790	1.8935	2.0065
40	-6.9461	-5.3197	-1.8602	-1.9982	6.9464	5.3193	1.8604	1.9981

Table 14

FIG. 38

Design #	Label							
	0	1	2	3	4	5	6	7
1	-4.5872	-4.5852	-4.5789	-4.5789	4.5872	4.5872	4.5692	4.5868
2	-4.5826	-4.5826	-4.5826	-4.5826	4.5839	4.5837	4.5814	4.5814
3	-4.5874	-4.5874	-4.5687	-4.5868	4.5854	4.5850	4.5798	4.5801
4	-4.5839	-4.5839	-4.5789	-4.5836	4.5839	4.5825	4.5817	4.5822
5	-4.5841	-4.5825	-4.5819	-4.5819	4.5840	4.5840	4.5811	4.5811
6	-4.5840	-4.5840	-4.5811	-4.5811	4.5840	4.5835	4.5814	4.5814
7	-4.8129	-4.8123	-4.3403	-4.3403	4.8159	4.8123	4.3388	4.3388
8	-5.1324	-5.1324	-3.9571	-3.9571	5.1324	5.1324	3.9563	3.9579
9	-5.3013	-5.3013	-3.7277	-3.7278	5.3012	5.3014	3.7244	3.7312
10	-5.4291	-5.4135	-3.5497	-3.5497	5.4288	5.4238	3.5447	3.5447
11	-5.5204	-5.5204	-3.3948	-3.3949	5.5204	5.5204	3.3919	3.3978
12	-5.6000	-5.6000	-3.2624	-3.2625	5.5983	5.5983	3.2642	3.2642
13	-5.6683	-5.6673	-3.1423	-3.1423	5.6685	5.6685	3.1416	3.1416
14	-5.7292	-5.7197	-3.0363	-3.0363	5.7288	5.7287	3.0320	3.0320
15	-5.7757	-5.7757	-2.9399	-2.9399	5.7757	5.7750	2.9402	2.9402
16	-5.8198	-5.8192	-2.8514	-2.8514	5.8204	5.8204	2.8505	2.8505
17	-5.8595	-5.8571	-2.7708	-2.7708	5.8594	5.8593	2.7697	2.7697
18	-5.8947	-5.8934	-2.6943	-2.6943	5.8944	5.8944	2.6939	2.6939
19	-5.9144	-5.9144	-2.6495	-2.6495	5.9144	5.9144	2.6495	2.6495
20	-5.9248	-5.9234	-2.6274	-2.6274	5.9247	5.9247	2.6267	2.6267
21	-5.9527	-5.9514	-2.5634	-2.5634	5.9526	5.9526	2.5628	2.5628
22	-5.9778	-5.9769	-2.5046	-2.5046	5.9780	5.9757	2.5051	2.5051
23	-6.0001	-5.9993	-2.4500	-2.4500	6.0000	6.0000	2.4497	2.4497
24	-6.0201	-6.0201	-2.3997	-2.3997	6.0201	6.0201	2.3997	2.3997
25	-6.0383	-6.0383	-2.3534	-2.3534	6.0383	6.0383	2.3534	2.3534
26	-6.0553	-6.0552	-2.3097	-2.3097	6.0555	6.0544	2.3101	2.3101
27	-6.0701	-6.0701	-2.2702	-2.2702	6.0701	6.0700	2.2703	2.2703
28	-6.0838	-6.0837	-2.2333	-2.2333	6.0838	6.0837	2.2333	2.2333
29	-6.1191	-6.0723	-2.1996	-2.1996	6.1171	6.0762	2.1987	2.1987
30	-6.1077	-6.1069	-2.1678	-2.1678	6.1076	6.1076	2.1676	2.1676
31	-6.1184	-6.1176	-2.1392	-2.1392	6.1185	6.1145	2.1406	2.1408
32	-6.1268	-6.1257	-2.1123	-2.1144	6.1268	6.1271	2.1126	2.1127
33	-6.1464	-6.1231	-2.0888	-2.0897	6.1371	6.1323	2.0894	2.0894
34	-6.3495	-5.9315	-2.0588	-2.0726	6.2913	5.9866	2.0659	2.0686
35	-6.5565	-5.7168	-2.0271	-2.0548	6.5562	5.7171	2.0271	2.0548
36	-6.6674	-5.6050	-1.9937	-2.0399	6.6656	5.6056	1.9946	2.0402
37	-6.7529	-5.5175	-1.9604	-2.0284	6.7514	5.5190	1.9611	2.0277
38	-6.8251	-5.4429	-1.9278	-2.0165	6.8289	5.4404	1.9269	2.0161
39	-6.8888	-5.3789	-1.8935	-2.0066	6.8888	5.3790	1.8935	2.0065
40	-6.9461	-5.3197	-1.8602	-1.9982	6.9464	5.3193	1.8604	1.9981

Table 15

FIG. 39

Design #	Label							
	0	1	2	3	4	5	6	7
41	-6.9964	-5.2675	-1.8269	-1.9915	6.9964	5.2675	1.8269	1.9915
42	-7.0414	-5.2208	-1.7937	-1.9858	7.0414	5.2208	1.7938	1.9857
43	-7.0836	-5.1765	-1.7610	-1.9814	7.0836	5.1765	1.7610	1.9814
44	-7.1214	-5.1365	-1.7286	-1.9783	7.1214	5.1366	1.7286	1.9782
45	-7.1562	-5.0994	-1.6966	-1.9763	7.1563	5.0994	1.6966	1.9763
46	-7.1886	-5.0648	-1.6652	-1.9755	7.1875	5.0653	1.6654	1.9759
47	-7.2165	-5.0361	-1.6345	-1.9744	7.2162	5.0335	1.6355	1.9762
48	-7.2199	-5.0305	-1.6311	-1.9764	7.2199	5.0305	1.6311	1.9764
49	-7.2439	-5.0039	-1.6035	-1.9786	7.2438	5.0041	1.6036	1.9784
50	-7.2674	-4.9780	-1.5743	-1.9817	7.2674	4.9776	1.5742	1.9821
51	-7.2914	-4.9502	-1.5445	-1.9861	7.2911	4.9510	1.5448	1.9854
52	-7.3115	-4.9268	-1.5151	-1.9931	7.3116	4.9270	1.5150	1.9927
53	-7.3303	-4.9045	-1.4860	-2.0010	7.3303	4.9046	1.4861	2.0010
54	-7.3474	-4.8836	-1.4574	-2.0107	7.3473	4.8836	1.4574	2.0107
55	-7.3614	-4.8640	-1.4296	-2.0227	7.3648	4.8631	1.4278	2.0218
56	-7.3765	-4.8457	-1.4004	-2.0361	7.3764	4.8457	1.4005	2.0361
57	-7.3886	-4.8287	-1.3721	-2.0518	7.3886	4.8287	1.3721	2.0518
58	-7.3992	-4.8128	-1.3438	-2.0696	7.3991	4.8129	1.3438	2.0696
59	-7.4079	-4.7985	-1.3158	-2.0893	7.4080	4.7985	1.3157	2.0895
60	-7.4159	-4.7845	-1.2875	-2.1110	7.4157	4.7845	1.2875	2.1110
61	-7.4218	-4.7723	-1.2598	-2.1344	7.4218	4.7723	1.2598	2.1344
62	-7.4264	-4.7610	-1.2326	-2.1591	7.4264	4.7610	1.2326	2.1591
63	-7.4298	-4.7509	-1.2060	-2.1847	7.4298	4.7509	1.2060	2.1847
64	-7.4319	-4.7419	-1.1803	-2.2108	7.4319	4.7419	1.1804	2.2108
65	-7.4331	-4.7340	-1.1558	-2.2369	7.4329	4.7340	1.1559	2.2369
66	-7.4330	-4.7272	-1.1327	-2.2629	7.4332	4.7272	1.1326	2.2628
67	-7.4323	-4.7213	-1.1109	-2.2880	7.4325	4.7214	1.1107	2.2879
68	-7.4314	-4.7161	-1.0902	-2.3122	7.4311	4.7161	1.0903	2.3123
69	-7.4293	-4.7123	-1.0725	-2.3344	7.4293	4.7123	1.0725	2.3344
70	-7.4291	-4.7121	-1.0712	-2.3360	7.4293	4.7121	1.0712	2.3357
71	-7.4265	-4.7088	-1.0538	-2.3583	7.4268	4.7088	1.0536	2.3582
72	-7.4238	-4.7061	-1.0376	-2.3794	7.4241	4.7060	1.0374	2.3793
73	-7.4209	-4.7042	-1.0226	-2.3994	7.4206	4.7042	1.0228	2.3995
74	-7.4173	-4.7029	-1.0092	-2.4184	7.4172	4.7029	1.0092	2.4184
75	-7.4136	-4.7021	-0.9969	-2.4363	7.4136	4.7021	0.9969	2.4363
76	-7.4095	-4.7018	-0.9858	-2.4532	7.4099	4.7018	0.9856	2.4530
77	-7.4056	-4.7021	-0.9756	-2.4691	7.4056	4.7021	0.9756	2.4691
78	-7.4010	-4.7025	-0.9668	-2.4842	7.4020	4.7025	0.9662	2.4838
79	-7.3972	-4.7036	-0.9582	-2.4982	7.3970	4.7036	0.9584	2.4983
80	-7.3927	-4.7048	-0.9510	-2.5117	7.3927	4.7048	0.9510	2.5117

Table 16

FIG. 40

Design #	Label							
	0	1	2	3	4	5	6	7
81	-7.3881	-4.7064	-0.9445	-2.5244	7.3883	4.7064	0.9444	2.5244
82	-7.3836	-4.7082	-0.9386	-2.5366	7.3836	4.7083	0.9386	2.5365
83	-7.3790	-4.7103	-0.9335	-2.5480	7.3790	4.7103	0.9335	2.5480
84	-7.3741	-4.7125	-0.9291	-2.5590	7.3748	4.7125	0.9287	2.5588
85	-7.3697	-4.7149	-0.9250	-2.5693	7.3697	4.7149	0.9250	2.5693
86	-7.3651	-4.7175	-0.9215	-2.5792	7.3649	4.7175	0.9217	2.5793
87	-7.3603	-4.7201	-0.9187	-2.5888	7.3604	4.7202	0.9187	2.5887
88	-7.3556	-4.7230	-0.9161	-2.5979	7.3556	4.7230	0.9161	2.5980
89	-7.3510	-4.7258	-0.9140	-2.6066	7.3510	4.7258	0.9139	2.6066
90	-7.3497	-4.7266	-0.9134	-2.6089	7.3497	4.7266	0.9134	2.6089
91	-7.3464	-4.7287	-0.9122	-2.6150	7.3464	4.7287	0.9121	2.6150
92	-7.3418	-4.7316	-0.9107	-2.6230	7.3418	4.7316	0.9106	2.6230
93	-7.3372	-4.7345	-0.9096	-2.6309	7.3375	4.7345	0.9094	2.6306
94	-7.3325	-4.7376	-0.9088	-2.6382	7.3332	4.7376	0.9084	2.6379
95	-7.3284	-4.7406	-0.9077	-2.6453	7.3284	4.7406	0.9077	2.6453
96	-7.3239	-4.7436	-0.9073	-2.6521	7.3242	4.7436	0.9072	2.6520
97	-7.3198	-4.7466	-0.9069	-2.6586	7.3197	4.7466	0.9069	2.6587
98	-7.3155	-4.7496	-0.9066	-2.6652	7.3155	4.7497	0.9067	2.6650
99	-7.3115	-4.7525	-0.9064	-2.6712	7.3113	4.7525	0.9067	2.6711
100	-7.3073	-4.7554	-0.9067	-2.6770	7.3074	4.7554	0.9066	2.6770
101	-7.3035	-4.7582	-0.9068	-2.6826	7.3033	4.7582	0.9069	2.6827
102	-7.2995	-4.7610	-0.9071	-2.6881	7.2996	4.7610	0.9070	2.6881
103	-7.2959	-4.7638	-0.9073	-2.6933	7.2958	4.7638	0.9074	2.6933
104	-7.2922	-4.7665	-0.9076	-2.6984	7.2921	4.7665	0.9077	2.6985
105	-7.2886	-4.7691	-0.9081	-2.7033	7.2886	4.7691	0.9082	2.7033
106	-7.2851	-4.7717	-0.9087	-2.7079	7.2851	4.7717	0.9086	2.7079
107	-7.2817	-4.7742	-0.9092	-2.7124	7.2817	4.7742	0.9092	2.7124
108	-7.2785	-4.7766	-0.9097	-2.7167	7.2784	4.7766	0.9098	2.7167
109	-7.2753	-4.7790	-0.9103	-2.7208	7.2753	4.7790	0.9103	2.7208
110	-7.2722	-4.7813	-0.9109	-2.7249	7.2722	4.7813	0.9109	2.7249
111	-7.2692	-4.7836	-0.9115	-2.7287	7.2692	4.7836	0.9115	2.7286
112	-7.2663	-4.7857	-0.9121	-2.7323	7.2663	4.7857	0.9121	2.7323
113	-7.2642	-4.7878	-0.9123	-2.7355	7.2632	4.7875	0.9132	2.7359
114	-7.2624	-4.7887	-0.9130	-2.7373	7.2624	4.7887	0.9130	2.7373
115	-7.2608	-4.7899	-0.9134	-2.7392	7.2608	4.7899	0.9134	2.7392
116	-7.2582	-4.7918	-0.9139	-2.7425	7.2584	4.7917	0.9138	2.7424
117	-7.2557	-4.7938	-0.9146	-2.7456	7.2557	4.7938	0.9146	2.7456
118	-7.2532	-4.7956	-0.9152	-2.7486	7.2533	4.7956	0.9151	2.7486
119	-7.2509	-4.7974	-0.9158	-2.7515	7.2509	4.7974	0.9158	2.7515
120	-7.2484	-4.7993	-0.9165	-2.7544	7.2484	4.7993	0.9165	2.7544

Table 17

FIG. 41

Design #	Label							
	0	1	2	3	4	5	6	7
121	-7.2465	-4.8008	-0.9170	-2.7568	7.2465	4.8008	0.9170	2.7568
122	-7.2444	-4.8024	-0.9176	-2.7593	7.2444	4.8024	0.9176	2.7593
123	-7.2427	-4.8039	-0.9180	-2.7615	7.2421	4.8039	0.9184	2.7618
124	-7.2405	-4.8056	-0.9188	-2.7640	7.2402	4.8056	0.9190	2.7641
125	-7.2385	-4.8070	-0.9194	-2.7661	7.2385	4.8070	0.9194	2.7661
126	-7.2360	-4.8084	-0.9205	-2.7684	7.2376	4.8083	0.9194	2.7679
127	-7.2346	-4.8098	-0.9205	-2.7705	7.2351	4.8099	0.9202	2.7703
128	-7.2331	-4.8113	-0.9211	-2.7722	7.2331	4.8113	0.9211	2.7722
129	-7.2316	-4.8125	-0.9216	-2.7739	7.2316	4.8125	0.9216	2.7739
130	-7.2298	-4.8139	-0.9221	-2.7758	7.2302	4.8137	0.9220	2.7756
131	-7.2280	-4.8150	-0.9229	-2.7773	7.2292	4.8149	0.9220	2.7771
132	-7.2265	-4.8163	-0.9234	-2.7790	7.2274	4.8164	0.9229	2.7786
133	-7.2255	-4.8176	-0.9235	-2.7804	7.2255	4.8176	0.9236	2.7804
134	-7.2243	-4.8187	-0.9239	-2.7816	7.2241	4.8187	0.9240	2.7817
135	-7.2229	-4.8198	-0.9243	-2.7829	7.2229	4.8198	0.9243	2.7829
136	-7.2215	-4.8210	-0.9248	-2.7843	7.2217	4.8210	0.9246	2.7842
137	-7.2209	-4.8221	-0.9248	-2.7850	7.2199	4.8220	0.9254	2.7855
138	-7.2191	-4.8232	-0.9256	-2.7865	7.2191	4.8232	0.9255	2.7865
139	-7.2177	-4.8244	-0.9263	-2.7875	7.2180	4.8245	0.9261	2.7873
140	-7.2166	-4.8255	-0.9263	-2.7886	7.2166	4.8255	0.9263	2.7886
141	-7.2156	-4.8266	-0.9266	-2.7895	7.2156	4.8265	0.9267	2.7895
142	-7.2152	-4.8277	-0.9265	-2.7902	7.2135	4.8277	0.9276	2.7909
143	-7.2136	-4.8287	-0.9273	-2.7914	7.2126	4.8291	0.9276	2.7917
144	-7.2122	-4.8298	-0.9276	-2.7923	7.2121	4.8298	0.9277	2.7923
145	-7.2107	-4.8308	-0.9284	-2.7931	7.2117	4.8308	0.9278	2.7927
146	-7.2114	-4.8318	-0.9278	-2.7931	7.2091	4.8317	0.9291	2.7941
147	-7.2089	-4.8327	-0.9288	-2.7945	7.2098	4.8326	0.9282	2.7943
148	-7.2082	-4.8338	-0.9291	-2.7951	7.2083	4.8338	0.9290	2.7951
149	-7.2071	-4.8347	-0.9295	-2.7958	7.2078	4.8346	0.9291	2.7955
150	-7.2059	-4.8355	-0.9298	-2.7966	7.2072	4.8355	0.9289	2.7962
151	-7.2088	-4.8361	-0.9280	-2.7953	7.2036	4.8358	0.9312	2.7975
152	-7.2052	-4.8370	-0.9297	-2.7973	7.2051	4.8369	0.9298	2.7973
153	-7.2052	-4.8375	-0.9299	-2.7975	7.2038	4.8378	0.9305	2.7980
154	-7.2035	-4.8380	-0.9305	-2.7980	7.2051	4.8379	0.9295	2.7974
155	-7.2041	-4.8389	-0.9298	-2.7982	7.2026	4.8387	0.9309	2.7988
156	-7.2029	-4.8389	-0.9302	-2.7987	7.2037	4.8389	0.9297	2.7985
157	-7.2019	-4.8391	-0.9311	-2.7988	7.2047	4.8390	0.9292	2.7980
158	-7.2025	-4.8392	-0.9303	-2.7990	7.2036	4.8393	0.9296	2.7985
159	-7.2033	-4.8391	-0.9298	-2.7988	7.2029	4.8392	0.9300	2.7989
160	-7.2023	-4.8391	-0.9305	-2.7996	7.2030	4.8397	0.9295	2.7993

Table 18

FIG. 42

Design #	Label							
	0	1	2	3	4	5	6	7
161	-7.2056	-4.8376	-0.9282	-2.7973	7.2044	4.8370	0.9296	2.7977
162	-7.2038	-4.8384	-0.9294	-2.7989	7.2033	4.8384	0.9298	2.7991
163	-7.2035	-4.8374	-0.9293	-2.7994	7.2051	4.8376	0.9282	2.7987
164	-7.2018	-4.8371	-0.9303	-2.8006	7.2068	4.8373	0.9272	2.7985
165	-7.2067	-4.8354	-0.9279	-2.7984	7.2046	4.8358	0.9287	2.7993
166	-7.2059	-4.8349	-0.9282	-2.7994	7.2058	4.8352	0.9280	2.7994
167	-7.2048	-4.8342	-0.9288	-2.8004	7.2077	4.8343	0.9271	2.7992
168	-7.2075	-4.8323	-0.9277	-2.7995	7.2077	4.8329	0.9270	2.7993
169	-7.2089	-4.8312	-0.9264	-2.7992	7.2088	4.8307	0.9269	2.7992
170	-7.2131	-4.8288	-0.9246	-2.7976	7.2085	4.8283	0.9278	2.7994

Table 19

FIG. 43

Design #	SNR	5	20	50	70	90	100
36	4.8000	0.6469	0.2288	0.2060	0.1854	0.1854	0
37	5.0000	0.6324	0.2630	0.2367	0.2130	0.2130	0
38	5.2000	0.6179	0.2926	0.2633	0.2370	0.1920	0
39	5.4000	0.6026	0.3143	0.2829	0.2546	0.1856	0
40	5.6000	0.5877	0.3351	0.3016	0.2714	0.1901	0
41	5.8000	0.5723	0.3520	0.3168	0.2851	0.1782	0
42	6.0000	0.5570	0.3665	0.3298	0.2968	0.1866	0
43	6.2000	0.5415	0.3795	0.3415	0.3074	0.1750	0
44	6.4000	0.5261	0.3905	0.3514	0.2846	0.1811	0
45	6.6000	0.5107	0.3999	0.3599	0.2915	0.1695	0
46	6.8000	0.5076	0.4081	0.3673	0.2677	0.1746	0
47	7.0000	0.5136	0.4149	0.3734	0.2722	0.1747	0
48	7.0203	0.4620	0.4149	0.3361	0.3025	0.1590	0
49	7.2000	0.4610	0.4149	0.3734	0.2722	0.1553	0
50	7.4000	0.4440	0.3996	0.3237	0.2622	0.1393	0
51	7.6000	0.4744	0.4269	0.3458	0.2521	0.1489	0
52	7.8000	0.4099	0.3689	0.3320	0.2420	0.1429	0
53	8.0000	0.4370	0.3933	0.3186	0.2323	0.1371	0
54	8.2000	0.4189	0.3770	0.3054	0.2226	0.1461	0
55	8.4000	0.4015	0.3614	0.2927	0.2371	0.1400	0
56	8.6000	0.3833	0.3450	0.3105	0.2263	0.1336	0
57	8.8000	0.3657	0.3291	0.2666	0.2399	0.1275	0
58	9.0000	0.3869	0.3482	0.2820	0.2284	0.1349	0
59	9.2000	0.3678	0.3310	0.2681	0.2172	0.1154	0
60	9.4000	0.3485	0.3137	0.2541	0.2058	0.1094	0
61	9.6000	0.3664	0.3298	0.2404	0.1947	0.1150	0
62	9.8000	0.3461	0.3115	0.2523	0.1839	0.1086	0
63	10.0000	0.3263	0.2937	0.2379	0.1927	0.1138	0
64	10.2000	0.3414	0.3073	0.2240	0.1815	0.1071	0
65	10.4000	0.3214	0.2892	0.2343	0.1898	0.1009	0
66	10.6000	0.3025	0.2722	0.2205	0.1786	0.0949	0
67	10.8000	0.2847	0.2562	0.2306	0.1681	0.0993	0
68	11.0000	0.2680	0.2412	0.2171	0.1582	0.0934	0
69	11.1866	0.2536	0.2282	0.2054	0.1664	0.0982	0
70	11.2000	0.2526	0.2274	0.2046	0.1657	0.0881	0
71	11.4000	0.2386	0.2147	0.1932	0.1565	0.0924	0
72	11.6000	0.2356	0.2120	0.1908	0.1546	0.0913	0
73	11.8000	0.2355	0.2120	0.1908	0.1545	0.0897	0
74	12.0000	0.2359	0.2123	0.1911	0.1548	0.0826	0
75	12.2000	0.2367	0.2130	0.1917	0.1397	0.0845	0
76	12.4000	0.2378	0.2140	0.1734	0.1404	0.0778	0

Table 20

FIG. 44

Design #	SNR	5	20	50	70	90	100
77	12.6000	0.2393	0.2153	0.1744	0.1413	0.0796	0
78	12.8000	0.2411	0.2170	0.1757	0.1281	0.0735	0
79	13.0000	0.2430	0.2187	0.1594	0.1291	0.0753	0
80	13.2000	0.2206	0.1985	0.1608	0.1303	0.0695	0
81	13.4000	0.2227	0.2005	0.1624	0.1184	0.0712	0
82	13.6000	0.2025	0.1823	0.1641	0.1196	0.0731	0
83	13.8000	0.2047	0.1842	0.1492	0.1209	0.0677	0
84	14.0000	0.2070	0.1863	0.1509	0.1100	0.0629	0
85	14.2000	0.2093	0.1884	0.1374	0.1113	0.0646	0
86	14.4000	0.1906	0.1716	0.1390	0.1126	0.0601	0
87	14.6000	0.1928	0.1736	0.1406	0.1025	0.0549	0
88	14.8000	0.1951	0.1756	0.1280	0.1037	0.0511	0
89	15.0000	0.1777	0.1599	0.1295	0.0944	0.0477	0
90	15.0542	0.1782	0.1604	0.1299	0.0947	0.0468	0
91	15.2000	0.1798	0.1618	0.1310	0.1061	0.0446	0
92	15.4000	0.1637	0.1473	0.1193	0.0966	0.0418	0
93	15.6000	0.1655	0.1490	0.1207	0.0880	0.0392	0
94	15.8000	0.1675	0.1507	0.1221	0.0989	0.0371	0
95	16.0000	0.1524	0.1371	0.1234	0.0900	0.0347	0
96	16.2000	0.1541	0.1387	0.1123	0.0910	0.0325	0
97	16.4000	0.1557	0.1401	0.1135	0.0919	0.0307	0
98	16.6000	0.1416	0.1275	0.1147	0.0836	0.0292	0
99	16.8000	0.1393	0.1254	0.1129	0.0823	0.0278	0
100	17.0000	0.1370	0.1233	0.0999	0.0809	0.0260	0
101	17.2000	0.1498	0.1348	0.0983	0.0796	0.0248	0
102	17.4000	0.1327	0.1194	0.1075	0.0783	0.0238	0
103	17.6000	0.1451	0.1306	0.1058	0.0771	0.0221	0
104	17.8000	0.1286	0.1158	0.0938	0.0760	0.0212	0
105	18.0000	0.1267	0.1140	0.0924	0.0748	0.0204	0
106	18.2000	0.1387	0.1248	0.0910	0.0737	0.0195	0
107	18.4000	0.1230	0.1107	0.0897	0.0727	0.0183	0
108	18.6000	0.1213	0.1092	0.0885	0.0717	0.0178	0
109	18.8000	0.1197	0.1077	0.0873	0.0707	0.0176	0
110	19.0000	0.1181	0.1062	0.0861	0.0697	0.0167	0
111	19.2000	0.1295	0.1049	0.0849	0.0688	0.0155	0
112	19.4000	0.1151	0.1036	0.0839	0.0679	0.0153	0
113	19.6000	0.1265	0.1138	0.0830	0.0605	0.0158	0
114	19.6876	0.1256	0.1017	0.0824	0.0667	0.0156	0
115	19.8000	0.1123	0.1010	0.0818	0.0663	0.0157	0
116	20.0000	0.1110	0.0999	0.0809	0.0655	0.0136	0
117	20.2000	0.1097	0.0987	0.0800	0.0583	0.0134	0
118	20.4000	0.1085	0.0976	0.0791	0.0641	0.0136	0

Table 21

FIG. 45

Design #	SNR	5	20	50	70	90	100
119	20.6000	0.1073	0.0966	0.0782	0.0633	0.0138	0
120	20.8000	0.1061	0.0955	0.0773	0.0564	0.0141	0
121	21.0000	0.1051	0.0946	0.0766	0.0559	0.0127	0
122	21.2000	0.1041	0.0937	0.0759	0.0553	0.0119	0
123	21.4000	0.1147	0.0929	0.0752	0.0609	0.0123	0
124	21.6000	0.1022	0.0920	0.0745	0.0543	0.0125	0
125	21.8000	0.1013	0.0911	0.0738	0.0598	0.0126	0
126	22.0000	0.1006	0.0906	0.0733	0.0594	0.0133	0
127	22.2000	0.0996	0.0896	0.0726	0.0529	0.0122	0
128	22.4000	0.0987	0.0889	0.0720	0.0525	0.0108	0
129	22.6000	0.0980	0.0882	0.0715	0.0521	0.0111	0
130	22.8000	0.0973	0.0876	0.0710	0.0517	0.0113	0
131	23.0000	0.0967	0.0871	0.0705	0.0514	0.0117	0
132	23.2000	0.0961	0.0865	0.0700	0.0511	0.0119	0
133	23.4000	0.0953	0.0858	0.0695	0.0563	0.0118	0
134	23.6000	0.0948	0.0853	0.0691	0.0504	0.0116	0
135	23.8000	0.0942	0.0848	0.0687	0.0501	0.0104	0
136	24.0000	0.0936	0.0843	0.0683	0.0553	0.0099	0
137	24.2000	0.0933	0.0840	0.0680	0.0496	0.0103	0
138	24.4000	0.0926	0.0834	0.0675	0.0492	0.0102	0
139	24.6000	0.0922	0.0830	0.0672	0.0545	0.0106	0
140	24.8000	0.0917	0.0825	0.0668	0.0487	0.0105	0
141	25.0000	0.0913	0.0822	0.0665	0.0485	0.0106	0
142	25.2000	0.0910	0.0819	0.0663	0.0484	0.0111	0
143	25.4000	0.0904	0.0814	0.0659	0.0481	0.0100	0
144	25.6000	0.0900	0.0810	0.0656	0.0478	0.0089	0
145	25.8000	0.0898	0.0808	0.0589	0.0477	0.0091	0
146	26.0000	0.0896	0.0807	0.0654	0.0476	0.0095	0
147	26.2000	0.0802	0.0722	0.0649	0.0473	0.0091	0
148	26.4000	0.0886	0.0798	0.0582	0.0523	0.0092	0
149	26.6000	0.0796	0.0717	0.0645	0.0470	0.0094	0
150	26.8000	0.0882	0.0794	0.0579	0.0469	0.0095	0
151	27.0000	0.0886	0.0798	0.0582	0.0471	0.0105	0
152	27.2000	0.0788	0.0709	0.0575	0.0465	0.0093	0
153	27.4000	0.0875	0.0788	0.0574	0.0465	0.0097	0
154	27.6000	0.0788	0.0709	0.0638	0.0465	0.0098	0
155	27.8000	0.0785	0.0706	0.0635	0.0463	0.0102	0
156	28.0000	0.0870	0.0783	0.0634	0.0462	0.0096	0
157	28.2000	0.0786	0.0707	0.0636	0.0464	0.0104	0
158	28.4000	0.0870	0.0783	0.0571	0.0462	0.0098	0
159	28.6000	0.0869	0.0782	0.0570	0.0462	0.0095	0
160	28.8000	0.0780	0.0702	0.0569	0.0461	0.0099	0

Table 22

FIG. 46

Design #	SNR	5	20	50	70	90	100
161	29.0000	0.0876	0.0789	0.0575	0.0466	0.0091	0
162	29.2000	0.0782	0.0704	0.0570	0.0462	0.0093	0
163	29.4000	0.0871	0.0784	0.0635	0.0515	0.0089	0
164	29.6000	0.0874	0.0787	0.0574	0.0465	0.0098	0
165	29.8000	0.0874	0.0787	0.0637	0.0465	0.0087	0
166	30.0000	0.0783	0.0705	0.0635	0.0463	0.0084	0
167	30.2000	0.0873	0.0786	0.0573	0.0464	0.0089	0
168	30.4000	0.0786	0.0707	0.0573	0.0464	0.0083	0
169	30.6000	0.0875	0.0787	0.0638	0.0465	0.0079	0
170	30.8000	0.0797	0.0717	0.0581	0.0470	0.0100	0

Table 23

FIG. 47

Design #	SNR	Opt. Cap	Std. Cap	Gain [bits]	Gain %
1	0.9971	0.5000	0.4919	0.0081	1.6560
2	5.0000	0.8541	0.8306	0.0235	2.8314
3	5.5000	0.9060	0.8799	0.0260	2.9603
4	6.0000	0.9594	0.9308	0.0287	3.0815
5	6.3702	1.0000	0.9693	0.0307	3.1663
6	6.5000	1.0144	0.9830	0.0314	3.1950
7	7.0000	1.0708	1.0366	0.0342	3.3000
8	7.5000	1.1286	1.0915	0.0371	3.3959
9	8.0000	1.1877	1.1477	0.0400	3.4824
10	8.5000	1.2481	1.2052	0.0429	3.5588
11	9.0000	1.3096	1.2638	0.0458	3.6247
12	9.5000	1.3723	1.3236	0.0487	3.6795
13	10.0000	1.4360	1.3844	0.0515	3.7229
14	10.4949	1.5000	1.4457	0.0543	3.7542
15	10.5000	1.5007	1.4464	0.0543	3.7544
16	11.0000	1.5663	1.5093	0.0570	3.7738
17	11.5000	1.6327	1.5732	0.0595	3.7807
18	12.0000	1.6998	1.6380	0.0618	3.7749
19	12.5000	1.7677	1.7037	0.0640	3.7563
20	13.0000	1.8361	1.7702	0.0659	3.7247
21	13.5000	1.9051	1.8375	0.0676	3.6801
22	14.0000	1.9746	1.9056	0.0690	3.6224
23	14.1821	2.0000	1.9305	0.0695	3.5981
24	14.5000	2.0445	1.9743	0.0701	3.5517
25	15.0000	2.1146	2.0437	0.0709	3.4684
26	15.5000	2.1850	2.1137	0.0713	3.3728
27	16.0000	2.2556	2.1842	0.0713	3.2656
28	16.5000	2.3262	2.2552	0.0710	3.1474
29	17.0000	2.3967	2.3265	0.0702	3.0194
30	17.5000	2.4672	2.3981	0.0691	2.8832
31	17.7331	2.5000	2.4315	0.0685	2.8172
32	18.0000	2.5375	2.4698	0.0677	2.7400
33	18.5000	2.6074	2.5415	0.0659	2.5916
34	19.0000	2.6768	2.6130	0.0638	2.4398
35	19.5000	2.7456	2.6842	0.0614	2.2867
36	20.0000	2.8136	2.7548	0.0588	2.1338
37	20.5000	2.8807	2.8247	0.0560	1.9829
38	21.0000	2.9466	2.8935	0.0531	1.8358
39	21.4125	3.0000	2.9493	0.0507	1.7177
40	21.5000	3.0112	2.9611	0.0501	1.6936

Table 24

FIG. 48

Design #	SNR	Opt. Cap	Std. Cap	Gain [bits]	Gain %
41	22.0000	3.0743	3.0272	0.0471	1.5572
42	22.5000	3.1357	3.0916	0.0441	1.4274
43	23.0000	3.1951	3.1540	0.0412	1.3052
44	23.5000	3.2525	3.2143	0.0383	1.1907
45	24.0000	3.3076	3.2722	0.0354	1.0829
46	24.5000	3.3604	3.3276	0.0327	0.9838
47	25.0000	3.4105	3.3804	0.0301	0.8915
48	25.5000	3.4582	3.4304	0.0277	0.8081
49	25.9649	3.5000	3.4745	0.0255	0.7343
50	26.0000	3.5031	3.4777	0.0254	0.7295
51	26.5000	3.5453	3.5222	0.0232	0.6581
52	27.0000	3.5849	3.5638	0.0212	0.5935
53	27.5000	3.6218	3.6026	0.0193	0.5345
54	28.0000	3.6561	3.6386	0.0175	0.4806
55	28.5000	3.6879	3.6720	0.0159	0.4328
56	29.0000	3.7172	3.7029	0.0144	0.3885
57	29.5000	3.7442	3.7312	0.0130	0.3493
58	30.0000	3.7690	3.7573	0.0118	0.3129
59	30.5000	3.7917	3.7811	0.0106	0.2805
60	31.0000	3.8124	3.8028	0.0095	0.2510

Table 25

FIG. 49

Design #	Label							
	0	1	2	3	4	5	6	7
1	-19.0771	-9.6274	-9.6272	-9.6272	-4.3668	-2.5261	-2.5176	-2.4942
2	-18.6443	-10.8963	-10.8962	-6.1278	-6.1265	-3.9554	-1.4504	-1.4497
3	-18.5928	-11.1797	-10.6871	-6.1305	-6.1301	-3.9655	-1.4540	-1.4516
4	-18.5331	-11.6197	-10.2481	-6.2296	-6.2294	-3.7601	-1.5781	-1.4966
5	-18.4903	-11.7971	-10.0757	-6.2991	-6.2989	-3.4274	-2.4311	-0.6366
6	-18.4759	-11.8467	-10.0295	-6.3193	-6.3192	-3.2551	-2.6627	-0.3952
7	-18.4209	-12.0037	-9.8960	-6.5523	-6.1689	-2.9658	-2.9630	-0.2949
8	-18.3670	-12.1408	-9.7591	-6.9082	-5.8441	-3.2214	-2.7840	-0.0872
9	-18.3147	-12.2502	-9.6585	-7.1094	-5.6333	-3.5684	-2.4338	-0.5297
10	-18.2634	-12.3386	-9.5959	-7.2174	-5.5316	-3.6965	-2.3108	-0.6581
11	-18.2126	-12.4128	-9.5604	-7.2817	-5.4830	-3.7588	-2.2575	-0.7144
12	-18.1618	-12.4769	-9.5451	-7.3212	-5.4647	-3.7886	-2.2383	-0.7364
13	-18.1106	-12.5336	-9.5442	-7.3464	-5.4628	-3.8031	-2.2346	-0.7439
14	-18.0593	-12.5842	-9.5539	-7.3635	-5.4696	-3.8108	-2.2374	-0.7457
15	-18.0588	-12.5847	-9.5541	-7.3637	-5.4697	-3.8108	-2.2375	-0.7457
16	-18.0059	-12.6315	-9.5718	-7.3772	-5.4808	-3.8164	-2.2427	-0.7458
17	-17.9518	-12.6749	-9.5954	-7.3896	-5.4941	-3.8218	-2.2486	-0.7458
18	-17.8962	-12.7153	-9.6234	-7.4027	-5.5082	-3.8282	-2.2544	-0.7464
19	-17.8391	-12.7532	-9.6550	-7.4176	-5.5229	-3.8358	-2.2602	-0.7475
20	-17.7802	-12.7887	-9.6894	-7.4350	-5.5381	-3.8447	-2.2661	-0.7491
21	-17.7196	-12.8219	-9.7261	-7.4554	-5.5542	-3.8549	-2.2723	-0.7510
22	-17.6570	-12.8527	-9.7647	-7.4790	-5.5715	-3.8664	-2.2791	-0.7532
23	-17.6329	-12.8638	-9.7797	-7.4888	-5.5784	-3.8711	-2.2818	-0.7541
24	-17.5926	-12.8813	-9.8048	-7.5059	-5.5904	-3.8793	-2.2865	-0.7557
25	-17.5263	-12.9074	-9.8461	-7.5362	-5.6114	-3.8936	-2.2948	-0.7584
26	-17.4581	-12.9311	-9.8882	-7.5696	-5.6348	-3.9095	-2.3040	-0.7614
27	-17.3882	-12.9524	-9.9309	-7.6061	-5.6610	-3.9273	-2.3144	-0.7648
28	-17.3167	-12.9710	-9.9738	-7.6452	-5.6901	-3.9472	-2.3260	-0.7687
29	-17.2438	-12.9872	-10.0165	-7.6868	-5.7221	-3.9693	-2.3389	-0.7729
30	-17.1698	-13.0009	-10.0588	-7.7303	-5.7569	-3.9938	-2.3534	-0.7777
31	-17.1328	-13.0068	-10.0796	-7.7526	-5.7752	-4.0068	-2.3611	-0.7803
32	-17.0952	-13.0121	-10.1003	-7.7753	-5.7942	-4.0206	-2.3693	-0.7830
33	-17.0204	-13.0211	-10.1408	-7.8213	-5.8337	-4.0495	-2.3867	-0.7888
34	-16.9457	-13.0280	-10.1799	-7.8676	-5.8749	-4.0803	-2.4055	-0.7950
35	-16.8719	-13.0331	-10.2175	-7.9139	-5.9171	-4.1125	-2.4253	-0.8017
36	-16.7995	-13.0365	-10.2534	-7.9594	-5.9597	-4.1456	-2.4460	-0.8087
37	-16.7289	-13.0386	-10.2875	-8.0039	-6.0021	-4.1791	-2.4671	-0.8159
38	-16.6609	-13.0396	-10.3196	-8.0468	-6.0437	-4.2124	-2.4883	-0.8231
39	-16.6068	-13.0397	-10.3446	-8.0808	-6.0771	-4.2394	-2.5055	-0.8291
40	-16.5957	-13.0397	-10.3497	-8.0878	-6.0840	-4.2450	-2.5092	-0.8303

Table 26

FIG. 50

Design #	Label							
	8	9	10	11	12	13	14	15
1	2.4737	2.5161	2.5487	4.3663	9.6273	9.6273	9.6273	19.0771
2	1.4492	1.4509	3.9554	6.1268	6.1275	10.8962	10.8963	18.6443
3	1.4508	1.4549	3.9655	6.1302	6.1304	10.6869	11.1798	18.5928
4	1.5100	1.5643	3.7606	6.2291	6.2298	10.2483	11.6195	18.5331
5	0.6365	2.4313	3.4273	6.2989	6.2991	10.0757	11.7970	18.4903
6	0.3951	2.6633	3.2546	6.3193	6.3193	10.0295	11.8467	18.4758
7	0.2949	2.9638	2.9650	6.1689	6.5523	9.8960	12.0037	18.4209
8	0.0873	2.7821	3.2235	5.8428	6.9093	9.7589	12.1408	18.3671
9	0.5294	2.4350	3.5671	5.6341	7.1089	9.6587	12.2502	18.3147
10	0.6581	2.3109	3.6964	5.5316	7.2174	9.5959	12.3386	18.2634
11	0.7144	2.2574	3.7588	5.4830	7.2817	9.5604	12.4128	18.2126
12	0.7364	2.2384	3.7885	5.4647	7.3212	9.5450	12.4769	18.1618
13	0.7439	2.2346	3.8031	5.4628	7.3464	9.5442	12.5336	18.1106
14	0.7457	2.2374	3.8108	5.4696	7.3635	9.5539	12.5842	18.0593
15	0.7457	2.2375	3.8108	5.4697	7.3637	9.5541	12.5847	18.0588
16	0.7458	2.2427	3.8164	5.4809	7.3772	9.5718	12.6315	18.0059
17	0.7458	2.2486	3.8218	5.4941	7.3896	9.5954	12.6749	17.9518
18	0.7464	2.2544	3.8282	5.5082	7.4027	9.6234	12.7153	17.8962
19	0.7475	2.2602	3.8358	5.5229	7.4176	9.6550	12.7532	17.8391
20	0.7491	2.2661	3.8447	5.5381	7.4350	9.6894	12.7887	17.7802
21	0.7510	2.2723	3.8549	5.5542	7.4554	9.7261	12.8219	17.7195
22	0.7532	2.2791	3.8664	5.5715	7.4790	9.7647	12.8527	17.6570
23	0.7541	2.2818	3.8711	5.5784	7.4888	9.7797	12.8638	17.6329
24	0.7557	2.2865	3.8793	5.5904	7.5059	9.8048	12.8813	17.5926
25	0.7584	2.2948	3.8936	5.6114	7.5362	9.8461	12.9074	17.5263
26	0.7614	2.3040	3.9095	5.6348	7.5696	9.8882	12.9311	17.4581
27	0.7648	2.3144	3.9273	5.6610	7.6061	9.9309	12.9524	17.3882
28	0.7687	2.3260	3.9472	5.6901	7.6452	9.9738	12.9710	17.3167
29	0.7729	2.3390	3.9693	5.7221	7.6868	10.0165	12.9872	17.2438
30	0.7777	2.3534	3.9938	5.7569	7.7303	10.0588	13.0009	17.1699
31	0.7803	2.3611	4.0068	5.7752	7.7526	10.0796	13.0068	17.1328
32	0.7830	2.3693	4.0206	5.7942	7.7753	10.1003	13.0121	17.0952
33	0.7888	2.3867	4.0495	5.8337	7.8213	10.1408	13.0211	17.0204
34	0.7950	2.4054	4.0803	5.8749	7.8676	10.1799	13.0280	16.9458
35	0.8017	2.4253	4.1125	5.9171	7.9139	10.2175	13.0331	16.8719
36	0.8087	2.4460	4.1456	5.9597	7.9594	10.2534	13.0365	16.7995
37	0.8159	2.4671	4.1791	6.0021	8.0039	10.2875	13.0386	16.7289
38	0.8231	2.4883	4.2124	6.0437	8.0468	10.3196	13.0396	16.6609
39	0.8291	2.5055	4.2394	6.0771	8.0808	10.3446	13.0397	16.6068
40	0.8303	2.5092	4.2450	6.0840	8.0878	10.3497	13.0397	16.5957

Table 27

FIG. 51

Design #	Label							
	0	1	2	3	4	5	6	7
41	-16.5337	-13.0392	-10.3778	-8.1267	-6.1226	-4.2765	-2.5295	-0.8373
42	-16.4753	-13.0382	-10.4039	-8.1631	-6.1592	-4.3065	-2.5489	-0.8440
43	-16.4205	-13.0370	-10.4280	-8.1972	-6.1935	-4.3349	-2.5673	-0.8504
44	-16.3697	-13.0356	-10.4501	-8.2287	-6.2254	-4.3613	-2.5845	-0.8563
45	-16.3225	-13.0342	-10.4705	-8.2578	-6.2550	-4.3857	-2.6005	-0.8618
46	-16.2790	-13.0327	-10.4890	-8.2845	-6.2821	-4.4083	-2.6152	-0.8669
47	-16.2392	-13.0314	-10.5059	-8.3087	-6.3068	-4.4289	-2.6287	-0.8716
48	-16.2026	-13.0300	-10.5213	-8.3310	-6.3295	-4.4478	-2.6411	-0.8759
49	-16.1717	-13.0289	-10.5343	-8.3497	-6.3486	-4.4637	-2.6515	-0.8795
50	-16.1696	-13.0289	-10.5352	-8.3510	-6.3499	-4.4648	-2.6522	-0.8798
51	-16.1395	-13.0278	-10.5478	-8.3691	-6.3684	-4.4802	-2.6623	-0.8833
52	-16.1123	-13.0268	-10.5591	-8.3854	-6.3850	-4.4941	-2.6714	-0.8864
53	-16.0875	-13.0260	-10.5693	-8.4001	-6.4001	-4.5066	-2.6796	-0.8893
54	-16.0653	-13.0253	-10.5785	-8.4133	-6.4135	-4.5178	-2.6870	-0.8918
55	-16.0456	-13.0247	-10.5866	-8.4249	-6.4254	-4.5277	-2.6935	-0.8941
56	-16.0271	-13.0243	-10.5942	-8.4357	-6.4365	-4.5370	-2.6995	-0.8962
57	-16.0105	-13.0240	-10.6008	-8.4452	-6.4461	-4.5450	-2.7047	-0.8980
58	-15.9965	-13.0236	-10.6066	-8.4535	-6.4546	-4.5522	-2.7095	-0.8996
59	-15.9832	-13.0233	-10.6120	-8.4612	-6.4625	-4.5587	-2.7137	-0.9011
60	-15.9716	-13.0230	-10.6168	-8.4680	-6.4694	-4.5644	-2.7175	-0.9024

Table 28

FIG. 52

Design #	Label							
	8	9	10	11	12	13	14	15
41	0.8373	2.5295	4.2765	6.1226	8.1267	10.3778	13.0392	16.5337
42	0.8440	2.5489	4.3065	6.1592	8.1632	10.4039	13.0382	16.4753
43	0.8504	2.5673	4.3348	6.1935	8.1972	10.4280	13.0370	16.4205
44	0.8563	2.5845	4.3613	6.2254	8.2288	10.4501	13.0356	16.3696
45	0.8618	2.6005	4.3857	6.2550	8.2578	10.4705	13.0342	16.3224
46	0.8670	2.6153	4.4083	6.2821	8.2845	10.4890	13.0327	16.2790
47	0.8716	2.6287	4.4289	6.3068	8.3088	10.5059	13.0314	16.2392
48	0.8759	2.6411	4.4478	6.3295	8.3310	10.5213	13.0300	16.2026
49	0.8795	2.6515	4.4637	6.3486	8.3497	10.5343	13.0289	16.1717
50	0.8798	2.6522	4.4648	6.3499	8.3510	10.5352	13.0289	16.1696
51	0.8833	2.6623	4.4802	6.3684	8.3691	10.5478	13.0278	16.1395
52	0.8864	2.6714	4.4941	6.3850	8.3854	10.5591	13.0268	16.1123
53	0.8893	2.6796	4.5066	6.4001	8.4001	10.5693	13.0260	16.0875
54	0.8918	2.6870	4.5178	6.4135	8.4133	10.5785	13.0253	16.0653
55	0.8941	2.6935	4.5277	6.4254	8.4249	10.5866	13.0247	16.0456
56	0.8962	2.6995	4.5370	6.4365	8.4357	10.5942	13.0243	16.0270
57	0.8979	2.7046	4.5448	6.4459	8.4450	10.6007	13.0241	16.0114
58	0.8996	2.7095	4.5522	6.4546	8.4535	10.6066	13.0236	15.9965
59	0.9011	2.7137	4.5587	6.4625	8.4612	10.6120	13.0233	15.9832
60	0.9024	2.7175	4.5644	6.4694	8.4680	10.6168	13.0230	15.9716

Table 29

FIG. 53

Design #	SNR	5	20	50	90	100
53	5.0000	1.2970	1.1670	0.9540	0.4590	0
54	5.5000	1.0800	0.9720	0.7690	0.4620	0
55	6.0000	0.9490	0.8540	0.5260	0.3440	0
56	6.3702	0.8940	0.8040	0.7240	0.4460	0
57	6.5000	0.8770	0.7890	0.7100	0.4500	0
58	7.0000	0.7490	0.6740	0.6070	0.3960	0
59	7.5000	0.5920	0.5330	0.4790	0.3750	0
60	8.0000	0.3730	0.3360	0.3020	0.2720	0
61	8.5000	0.3070	0.2770	0.2490	0.2240	0
62	9.0000	0.2490	0.2240	0.2020	0.1820	0
63	9.5000	0.1970	0.1770	0.1590	0.1430	0
64	10.0000	0.1600	0.1440	0.1300	0.1170	0
65	10.4949	0.1380	0.1250	0.1120	0.1010	0
66	10.5000	0.1380	0.1240	0.1120	0.1010	0
67	11.0000	0.1110	0.1000	0.0900	0.0810	0
68	11.5000	0.0800	0.0720	0.0650	0.0580	0
69	12.0000	0.0610	0.0550	0.0490	0.0440	0
70	12.5000	0.0680	0.0620	0.0550	0.0260	0
71	13.0000	0.1090	0.0980	0.0880	0.0420	0
72	13.5000	0.1490	0.1340	0.1210	0.0820	0
73	14.0000	0.1890	0.1700	0.1530	0.0630	0
74	14.1821	0.2040	0.1830	0.1650	0.0540	0
75	14.5000	0.2280	0.2050	0.1840	0.0400	0
76	15.0000	0.2660	0.2400	0.2160	0.0390	0
77	15.5000	0.3040	0.2740	0.2460	0.0410	0
78	16.0000	0.3420	0.3070	0.2770	0.0430	0
79	16.5000	0.3780	0.3400	0.3060	0.0450	0
80	17.0000	0.4140	0.3720	0.3350	0.0520	0
81	17.5000	0.4490	0.4040	0.3630	0.0610	0
82	17.7331	0.4660	0.4190	0.3470	0.0640	0
83	18.0000	0.4850	0.4360	0.3260	0.0660	0
84	18.5000	0.4790	0.4310	0.2830	0.0690	0
85	19.0000	0.4680	0.4210	0.2590	0.0780	0
86	19.5000	0.4090	0.3680	0.2500	0.0850	0
87	20.0000	0.3940	0.3540	0.2400	0.0850	0
88	20.5000	0.3390	0.3050	0.2290	0.0750	0
89	21.0000	0.3230	0.2900	0.2330	0.0610	0
90	21.4125	0.3030	0.2720	0.2200	0.0610	0
91	21.5000	0.3050	0.2740	0.2000	0.0650	0
92	22.0000	0.2870	0.2580	0.2090	0.0590	0
93	22.5000	0.2690	0.2420	0.1960	0.0670	0

Table 30

FIG. 54

Design #	SNR	5	20	50	90	100
94	23.0000	0.2260	0.2030	0.1830	0.0660	0
95	23.5000	0.2040	0.1840	0.1660	0.0680	0
96	24.0000	0.2190	0.1970	0.1600	0.0710	0
97	24.5000	0.2120	0.1900	0.1540	0.0660	0
98	25.0000	0.1840	0.1660	0.1340	0.0580	0
99	25.5000	0.1980	0.1780	0.1300	0.0560	0
100	25.9649	0.1930	0.1560	0.1260	0.0550	0
101	26.0000	0.1730	0.1560	0.1260	0.0600	0
102	26.5000	0.1690	0.1520	0.1230	0.0560	0
103	27.0000	0.1640	0.1480	0.1200	0.0490	0
104	27.5000	0.1610	0.1450	0.1170	0.0470	0
105	28.0000	0.1570	0.1410	0.1150	0.0480	0
106	28.5000	0.1390	0.1250	0.1120	0.0500	0
107	29.0000	0.1510	0.1360	0.0990	0.0500	0
108	29.5000	0.1340	0.1210	0.1080	0.0460	0
109	30.0000	0.1470	0.1320	0.1070	0.0470	0
110	30.5000	0.1450	0.1170	0.1050	0.0480	0
111	31.0000	0.1430	0.1290	0.0940	0.0440	0

Table 31

FIG. 55

Design #	SNR	Opt. Cap	Std. Cap	Gain [bits]	Gain %
1	7.0000	0.9998	0.9315	0.0683	7.3313
2	7.2000	1.0220	0.9528	0.0692	7.2678
3	7.4000	1.0444	0.9742	0.0702	7.2027
4	7.6000	1.0671	0.9960	0.0711	7.1361
5	7.8000	1.0899	1.0180	0.0720	7.0682
6	8.0000	1.1099	1.0402	0.0697	6.7026
7	8.2000	1.1364	1.0627	0.0737	6.9337
8	8.4000	1.1600	1.0855	0.0746	6.8686
9	8.6000	1.1839	1.1084	0.0754	6.8047
10	8.8000	1.2080	1.1317	0.0763	6.7421
11	9.0000	1.2323	1.1552	0.0772	6.6806
12	9.2000	1.2569	1.1789	0.0780	6.6203
13	9.4000	1.2818	1.2028	0.0789	6.5612
14	9.6000	1.3068	1.2270	0.0798	6.5034
15	9.8000	1.3322	1.2515	0.0807	6.4468
16	10.0000	1.3577	1.2761	0.0816	6.3915
17	10.2000	1.3835	1.3011	0.0825	6.3375
18	10.4000	1.4095	1.3262	0.0833	6.2846
19	10.6000	1.4358	1.3516	0.0842	6.2327
20	10.8000	1.4623	1.3771	0.0851	6.1815
21	11.0000	1.4890	1.4030	0.0860	6.1307
22	11.0822	1.5000	1.4136	0.0864	6.1099
23	11.2000	1.5159	1.4290	0.0869	6.0800
24	11.4000	1.5430	1.4552	0.0877	6.0289
25	11.6000	1.5703	1.4817	0.0886	5.9771
26	11.8000	1.5977	1.5084	0.0894	5.9240
27	12.0000	1.6253	1.5352	0.0901	5.8692
28	12.2000	1.6531	1.5623	0.0908	5.8122
29	12.4000	1.6810	1.5896	0.0914	5.7526
30	12.6000	1.7091	1.6171	0.0920	5.6899
31	12.8000	1.7372	1.6447	0.0925	5.6239
32	13.0000	1.7655	1.6726	0.0929	5.5542
33	13.2000	1.7938	1.7006	0.0932	5.4805
34	13.4000	1.8222	1.7288	0.0934	5.4027
35	13.6000	1.8507	1.7572	0.0935	5.3206
36	13.8000	1.8792	1.7858	0.0935	5.2341
37	14.0000	1.9078	1.8145	0.0933	5.1433
38	14.2000	1.9364	1.8433	0.0931	5.0482
39	14.4000	1.9650	1.8723	0.0927	4.9490
40	14.6000	1.9936	1.9015	0.0921	4.8458

Table 32

FIG. 56

Design #	SNR	Opt. Cap	Std. Cap	Gain [bits]	Gain %
41	14.6445	2.0000	1.9080	0.0920	4.8223
42	14.8000	2.0223	1.9308	0.0915	4.7388
43	15.0000	2.0509	1.9602	0.0907	4.6283
44	15.2000	2.0796	1.9897	0.0898	4.5146
45	15.4000	2.1082	2.0194	0.0888	4.3979
46	15.6000	2.1368	2.0492	0.0877	4.2787
47	15.8000	2.1655	2.0790	0.0864	4.1574
48	16.0000	2.1941	2.1090	0.0851	4.0346
49	16.2000	2.2227	2.1390	0.0837	3.9108
50	16.4000	2.2513	2.1691	0.0821	3.7871
51	16.6000	2.2799	2.1993	0.0806	3.6643
52	16.8000	2.3086	2.2296	0.0790	3.5434
53	17.0000	2.3373	2.2599	0.0774	3.4255
54	17.2000	2.3660	2.2902	0.0758	3.3114
55	17.4000	2.3948	2.3205	0.0743	3.2017
56	17.6000	2.4237	2.3509	0.0728	3.0966
57	17.8000	2.4526	2.3813	0.0713	2.9961
58	18.0000	2.4816	2.4117	0.0699	2.9002
59	18.1269	2.5000	2.4309	0.0691	2.8415
60	18.2000	2.5106	2.4420	0.0686	2.8084
61	18.4000	2.5396	2.4724	0.0673	2.7206
62	18.6000	2.5686	2.5026	0.0660	2.6362
63	18.8000	2.5976	2.5329	0.0647	2.5551
64	19.0000	2.6265	2.5630	0.0635	2.4768
65	19.2000	2.6554	2.5931	0.0623	2.4012
66	19.4000	2.6842	2.6231	0.0611	2.3279
67	19.6000	2.7129	2.6530	0.0599	2.2567
68	19.8000	2.7414	2.6827	0.0587	2.1875
69	20.0000	2.7699	2.7124	0.0575	2.1202
70	20.2000	2.7982	2.7418	0.0563	2.0545
71	20.4000	2.8263	2.7711	0.0552	1.9904
72	20.6000	2.8542	2.8002	0.0540	1.9278
73	20.8000	2.8819	2.8291	0.0528	1.8666
74	21.0000	2.9095	2.8578	0.0516	1.8068
75	21.2000	2.9367	2.8863	0.0505	1.7484
76	21.4000	2.9638	2.9145	0.0493	1.6912
77	21.6000	2.9906	2.9424	0.0481	1.6354
78	21.6710	3.0000	2.9523	0.0477	1.6159
79	21.8000	3.0171	2.9701	0.0470	1.5808
80	22.0000	3.0433	2.9975	0.0458	1.5275

Table 33

FIG. 57

Design #	SNR	Opt. Cap	Std. Cap	Gain [bits]	Gain %
81	22.2000	3.0692	3.0246	0.0446	1.4754
82	22.4000	3.0948	3.0513	0.0435	1.4246
83	22.6000	3.1200	3.0777	0.0423	1.3750
84	22.8000	3.1450	3.1038	0.0412	1.3267
85	23.0000	3.1695	3.1295	0.0400	1.2796
86	23.2000	3.1937	3.1548	0.0389	1.2337
87	23.4000	3.2175	3.1797	0.0378	1.1890
88	23.6000	3.2410	3.2042	0.0367	1.1456
89	23.8000	3.2640	3.2284	0.0356	1.1034
90	24.0000	3.2866	3.2521	0.0345	1.0623
91	24.2000	3.3088	3.2753	0.0335	1.0225
92	24.4000	3.3306	3.2982	0.0324	0.9839
93	24.6000	3.3520	3.3206	0.0314	0.9464
94	24.8000	3.3729	3.3425	0.0304	0.9101
95	25.0000	3.3934	3.3640	0.0294	0.8749
96	25.2000	3.4135	3.3850	0.0285	0.8409
97	25.4000	3.4331	3.4055	0.0275	0.8080
98	25.6000	3.4522	3.4256	0.0266	0.7761
99	25.8000	3.4709	3.4452	0.0257	0.7454
100	26.0000	3.4892	3.4644	0.0248	0.7157
101	26.1212	3.5000	3.4757	0.0243	0.6982
102	26.2000	3.5070	3.4830	0.0239	0.6870
103	26.4000	3.5243	3.5012	0.0231	0.6593
104	26.6000	3.5412	3.5189	0.0223	0.6327
105	26.8000	3.5576	3.5362	0.0215	0.6070
106	27.0000	3.5736	3.5529	0.0207	0.5822
107	27.2000	3.5892	3.5693	0.0199	0.5584
108	27.4000	3.6043	3.5851	0.0192	0.5354
109	27.6000	3.6190	3.6005	0.0185	0.5134
110	27.8000	3.6332	3.6154	0.0178	0.4922
111	28.0000	3.6470	3.6299	0.0171	0.4718
112	28.2000	3.6604	3.6439	0.0165	0.4522
113	28.4000	3.6734	3.6575	0.0159	0.4334
114	28.6000	3.6859	3.6707	0.0152	0.4153
115	28.8000	3.6981	3.6834	0.0147	0.3980
116	29.0000	3.7098	3.6958	0.0141	0.3813
117	29.2000	3.7212	3.7077	0.0135	0.3653
118	29.4000	3.7322	3.7192	0.0130	0.3500
119	29.6000	3.7428	3.7303	0.0125	0.3353
120	29.8000	3.7531	3.7411	0.0120	0.3212

Table 34

FIG. 58

Design #	SNR	Opt. Cap	Std. Cap	Gain [bits]	Gain %
121	30.0000	3.7630	3.7514	0.0115	0.3077
122	30.2000	3.7725	3.7614	0.0111	0.2947
123	30.4000	3.7817	3.7711	0.0106	0.2822
124	30.6000	3.7906	3.7804	0.0102	0.2703
125	30.8000	3.7992	3.7894	0.0098	0.2588
126	31.0000	3.8074	3.7980	0.0094	0.2478
127	31.2000	3.8154	3.8063	0.0090	0.2372
128	31.4000	3.8230	3.8144	0.0087	0.2271
129	31.6000	3.8304	3.8221	0.0083	0.2173
130	31.8000	3.8375	3.8295	0.0080	0.2080
131	32.0000	3.8443	3.8367	0.0076	0.1991
132	32.2000	3.8509	3.8435	0.0073	0.1905
133	32.4000	3.8572	3.8502	0.0070	0.1823
134	32.6000	3.8632	3.8565	0.0067	0.1745
135	32.8000	3.8691	3.8626	0.0065	0.1670
136	33.0000	3.8747	3.8685	0.0062	0.1599
137	33.2000	3.8801	3.8741	0.0059	0.1531
138	33.4000	3.8852	3.8796	0.0057	0.1466
139	33.6000	3.8902	3.8848	0.0055	0.1403
140	33.8000	3.8950	3.8898	0.0052	0.1344
141	34.0000	3.8996	3.8946	0.0050	0.1288
142	34.2000	3.9040	3.8992	0.0048	0.1234
143	34.4000	3.9082	3.9036	0.0046	0.1182
144	34.6000	3.9122	3.9078	0.0044	0.1133
145	34.8000	3.9161	3.9119	0.0042	0.1086
146	35.0000	3.9199	3.9158	0.0041	0.1042
147	35.2000	3.9234	3.9195	0.0039	0.0999
148	35.4000	3.9269	3.9231	0.0038	0.0958
149	35.6000	3.9302	3.9265	0.0036	0.0919
150	35.8000	3.9333	3.9298	0.0035	0.0882
151	36.0000	3.9363	3.9330	0.0033	0.0847
152	36.2000	3.9392	3.9360	0.0032	0.0813
153	36.4000	3.9420	3.9389	0.0031	0.0781
154	36.6000	3.9447	3.9417	0.0030	0.0751
155	36.8000	3.9472	3.9444	0.0029	0.0723
156	37.0000	3.9497	3.9469	0.0027	0.0696
157	37.2000	3.9520	3.9494	0.0026	0.0671

Table 35

FIG. 59

Design #	Label							
	0	1	2	3	4	5	6	7
1	-16.403	-12.443	-10.083	-10.083	-3.279	-3.395	-3.904	-3.904
2	-16.467	-12.482	-10.026	-10.026	-3.224	-3.338	-3.902	-3.902
3	-16.519	-12.534	-9.970	-9.970	-3.167	-3.278	-3.903	-3.903
4	-16.566	-12.596	-9.909	-9.909	-3.111	-3.217	-3.908	-3.908
5	-16.606	-12.652	-9.852	-9.852	-3.059	-3.161	-3.916	-3.916
6	-14.747	-14.747	-9.868	-9.868	-2.989	-2.989	-4.026	-4.026
7	-16.692	-12.801	-9.648	-9.775	-2.942	-3.025	-3.939	-3.939
8	-16.740	-12.864	-9.550	-9.739	-2.881	-2.956	-3.954	-3.954
9	-16.785	-12.908	-9.462	-9.706	-2.828	-2.893	-3.972	-3.972
10	-16.826	-12.952	-9.381	-9.673	-2.770	-2.827	-3.994	-3.994
11	-16.868	-12.987	-9.303	-9.642	-2.713	-2.763	-4.019	-4.019
12	-16.908	-13.016	-9.229	-9.612	-2.656	-2.699	-4.047	-4.047
13	-16.946	-13.039	-9.163	-9.586	-2.602	-2.637	-4.076	-4.076
14	-16.984	-13.061	-9.095	-9.558	-2.544	-2.573	-4.110	-4.110
15	-17.019	-13.077	-9.034	-9.533	-2.488	-2.512	-4.146	-4.146
16	-17.051	-13.089	-8.976	-9.509	-2.434	-2.452	-4.185	-4.185
17	-17.079	-13.100	-8.922	-9.488	-2.380	-2.394	-4.225	-4.225
18	-17.106	-13.105	-8.871	-9.468	-2.330	-2.339	-4.265	-4.265
19	-17.130	-13.112	-8.824	-9.450	-2.279	-2.285	-4.306	-4.306
20	-17.152	-13.113	-8.778	-9.434	-2.233	-2.235	-4.346	-4.346
21	-17.168	-13.119	-8.740	-9.421	-2.186	-2.186	-4.386	-4.386
22	-17.177	-13.118	-8.723	-9.415	-2.169	-2.167	-4.401	-4.403
23	-17.187	-13.119	-8.700	-9.409	-2.142	-2.142	-4.425	-4.421
24	-17.203	-13.118	-8.663	-9.400	-2.101	-2.101	-4.467	-4.452
25	-17.216	-13.116	-8.628	-9.393	-2.063	-2.063	-4.507	-4.481
26	-17.229	-13.114	-8.594	-9.388	-2.027	-2.027	-4.543	-4.506
27	-17.244	-13.111	-8.561	-9.384	-1.994	-1.994	-4.577	-4.529
28	-17.251	-13.109	-8.532	-9.384	-1.963	-1.963	-4.612	-4.551
29	-17.261	-13.106	-8.502	-9.386	-1.934	-1.934	-4.643	-4.569
30	-17.269	-13.102	-8.474	-9.390	-1.908	-1.908	-4.672	-4.585
31	-17.276	-13.098	-8.445	-9.397	-1.884	-1.884	-4.701	-4.599
32	-17.282	-13.095	-8.417	-9.407	-1.861	-1.861	-4.727	-4.610
33	-17.287	-13.092	-8.389	-9.419	-1.840	-1.840	-4.752	-4.618
34	-17.292	-13.088	-8.360	-9.433	-1.821	-1.821	-4.776	-4.624
35	-17.294	-13.085	-8.331	-9.451	-1.803	-1.803	-4.799	-4.626
36	-17.297	-13.083	-8.302	-9.472	-1.786	-1.786	-4.820	-4.626
37	-17.298	-13.081	-8.272	-9.496	-1.771	-1.771	-4.841	-4.623
38	-17.298	-13.080	-8.242	-9.522	-1.755	-1.757	-4.861	-4.616
39	-17.298	-13.079	-8.211	-9.550	-1.737	-1.746	-4.881	-4.606
40	-17.301	-13.080	-8.179	-9.581	-1.717	-1.736	-4.900	-4.592

Table 36

FIG. 60

Design #	Label							
	8	9	10	11	12	13	14	15
1	16.4034	12.4484	10.0823	10.0823	3.2772	3.3929	3.9024	3.9024
2	16.4674	12.4828	10.0263	10.0263	3.2233	3.3376	3.9011	3.9011
3	16.5193	12.5353	9.9675	9.9675	3.1674	3.2787	3.9038	3.9038
4	16.5658	12.5908	9.9093	9.9093	3.1125	3.2191	3.9090	3.9090
5	16.6057	12.6511	9.8552	9.8552	3.0583	3.1586	3.9149	3.9149
6	14.7473	14.7472	9.8676	9.8676	2.9897	2.9897	4.0259	4.0259
7	16.6950	12.7999	9.6482	9.7753	2.9413	3.0247	3.9388	3.9388
8	16.7394	12.8608	9.5489	9.7363	2.8836	2.9574	3.9556	3.9556
9	16.7843	12.9105	9.4622	9.7042	2.8270	2.8925	3.9722	3.9722
10	16.8261	12.9515	9.3810	9.6731	2.7696	2.8270	3.9941	3.9941
11	16.8683	12.9869	9.3031	9.6421	2.7127	2.7624	4.0185	4.0185
12	16.9103	13.0172	9.2291	9.6123	2.6551	2.6974	4.0464	4.0464
13	16.9456	13.0453	9.1621	9.5831	2.5988	2.6346	4.0771	4.0771
14	16.9854	13.0608	9.0942	9.5573	2.5433	2.5726	4.1107	4.1107
15	17.0186	13.0771	9.0331	9.5325	2.4884	2.5118	4.1463	4.1463
16	17.0504	13.0891	8.9759	9.5089	2.4338	2.4522	4.1853	4.1853
17	17.0788	13.0991	8.9221	9.4881	2.3805	2.3939	4.2250	4.2250
18	17.1046	13.1073	8.8714	9.4681	2.3287	2.3378	4.2658	4.2658
19	17.1284	13.1126	8.8242	9.4504	2.2792	2.2845	4.3058	4.3058
20	17.1496	13.1172	8.7805	9.4347	2.2310	2.2328	4.3464	4.3464
21	17.1681	13.1177	8.7394	9.4213	2.1867	2.1867	4.3859	4.3859
22	17.1768	13.1179	8.7226	9.4153	2.1688	2.1668	4.4007	4.4025
23	17.1866	13.1178	8.6999	9.4090	2.1426	2.1426	4.4255	4.4211
24	17.2024	13.1176	8.6628	9.3997	2.1012	2.1012	4.4668	4.4519
25	17.2156	13.1174	8.6284	9.3937	2.0625	2.0625	4.5065	4.4801
26	17.2298	13.1146	8.5944	9.3877	2.0268	2.0268	4.5430	4.5059
27	17.2427	13.1113	8.5612	9.3842	1.9935	1.9935	4.5776	4.5288
28	17.2512	13.1089	8.5323	9.3843	1.9630	1.9630	4.6120	4.5507
29	17.2601	13.1055	8.5026	9.3862	1.9347	1.9347	4.6431	4.5694
30	17.2687	13.1021	8.4738	9.3909	1.9080	1.9080	4.6724	4.5847
31	17.2760	13.0988	8.4453	9.3972	1.8836	1.8836	4.7006	4.5989
32	17.2819	13.0951	8.4170	9.4064	1.8612	1.8612	4.7270	4.6098
33	17.2868	13.0918	8.3891	9.4185	1.8404	1.8404	4.7525	4.6179
34	17.2908	13.0884	8.3604	9.4336	1.8211	1.8211	4.7761	4.6236
35	17.2953	13.0856	8.3312	9.4512	1.8029	1.8029	4.7984	4.6259
36	17.2965	13.0831	8.3021	9.4723	1.7863	1.7863	4.8203	4.6258
37	17.2983	13.0810	8.2719	9.4956	1.7705	1.7705	4.8409	4.6224
38	17.2981	13.0795	8.2417	9.5218	1.7546	1.7570	4.8613	4.6164
39	17.2982	13.0786	8.2108	9.5499	1.7370	1.7462	4.8813	4.6062
40	17.2924	13.0769	8.1805	9.5797	1.7204	1.7386	4.9022	4.5946

Table 37

FIG. 61

Design #	Label							
	0	1	2	3	4	5	6	7
41	-17.296	-13.079	-8.173	-9.587	-1.715	-1.735	-4.906	-4.590
42	-17.293	-13.079	-8.150	-9.612	-1.701	-1.730	-4.922	-4.578
43	-17.289	-13.081	-8.120	-9.645	-1.682	-1.724	-4.943	-4.559
44	-17.284	-13.083	-8.091	-9.678	-1.661	-1.721	-4.966	-4.537
45	-17.277	-13.086	-8.063	-9.712	-1.639	-1.720	-4.990	-4.512
46	-17.269	-13.089	-8.038	-9.746	-1.614	-1.721	-5.017	-4.485
47	-17.260	-13.093	-8.014	-9.779	-1.587	-1.726	-5.047	-4.454
48	-17.249	-13.097	-7.993	-9.813	-1.555	-1.735	-5.081	-4.421
49	-17.234	-13.101	-7.975	-9.845	-1.520	-1.750	-5.120	-4.387
50	-17.217	-13.105	-7.961	-9.877	-1.481	-1.770	-5.163	-4.352
51	-17.195	-13.107	-7.952	-9.908	-1.437	-1.798	-5.212	-4.319
52	-17.172	-13.109	-7.946	-9.938	-1.389	-1.832	-5.264	-4.287
53	-17.145	-13.111	-7.944	-9.967	-1.340	-1.871	-5.317	-4.261
54	-17.114	-13.110	-7.947	-9.994	-1.292	-1.917	-5.373	-4.241
55	-17.082	-13.108	-7.952	-10.020	-1.246	-1.964	-5.427	-4.227
56	-17.049	-13.107	-7.960	-10.045	-1.204	-2.011	-5.479	-4.217
57	-17.015	-13.104	-7.969	-10.068	-1.166	-2.056	-5.529	-4.212
58	-16.982	-13.102	-7.979	-10.091	-1.132	-2.098	-5.575	-4.209
59	-16.961	-13.100	-7.985	-10.104	-1.113	-2.123	-5.603	-4.208
60	-16.949	-13.099	-7.989	-10.112	-1.103	-2.137	-5.619	-4.209
61	-16.917	-13.097	-7.999	-10.132	-1.077	-2.173	-5.660	-4.210
62	-16.886	-13.095	-8.010	-10.151	-1.054	-2.206	-5.698	-4.213
63	-16.856	-13.093	-8.021	-10.170	-1.033	-2.236	-5.733	-4.216
64	-16.825	-13.090	-8.033	-10.187	-1.016	-2.264	-5.767	-4.222
65	-16.794	-13.088	-8.044	-10.204	-1.001	-2.290	-5.799	-4.227
66	-16.768	-13.087	-8.056	-10.221	-0.986	-2.313	-5.829	-4.233
67	-16.739	-13.085	-8.067	-10.237	-0.974	-2.335	-5.857	-4.240
68	-16.713	-13.084	-8.079	-10.252	-0.963	-2.355	-5.884	-4.247
69	-16.686	-13.082	-8.091	-10.267	-0.953	-2.373	-5.909	-4.254
70	-16.662	-13.081	-8.102	-10.282	-0.944	-2.390	-5.933	-4.261
71	-16.633	-13.078	-8.114	-10.295	-0.938	-2.408	-5.957	-4.270
72	-16.609	-13.078	-8.126	-10.309	-0.931	-2.423	-5.979	-4.278
73	-16.585	-13.077	-8.138	-10.322	-0.926	-2.438	-6.001	-4.287
74	-16.561	-13.075	-8.149	-10.334	-0.921	-2.451	-6.021	-4.295
75	-16.539	-13.074	-8.161	-10.347	-0.916	-2.464	-6.041	-4.304
76	-16.516	-13.072	-8.172	-10.358	-0.913	-2.476	-6.059	-4.312
77	-16.493	-13.071	-8.184	-10.369	-0.910	-2.488	-6.078	-4.321
78	-16.485	-13.071	-8.188	-10.374	-0.909	-2.492	-6.085	-4.325
79	-16.471	-13.070	-8.196	-10.381	-0.907	-2.499	-6.096	-4.330
80	-16.450	-13.068	-8.206	-10.391	-0.906	-2.511	-6.113	-4.339

Table 38

FIG. 62

Design #	Label							
	8	9	10	11	12	13	14	15
41	17.2956	13.0787	8.1732	9.5873	1.7150	1.7354	4.9060	4.5903
42	17.2933	13.0792	8.1495	9.6123	1.7004	1.7295	4.9221	4.5779
43	17.2899	13.0810	8.1196	9.6452	1.6811	1.7241	4.9430	4.5585
44	17.2841	13.0829	8.0908	9.6784	1.6609	1.7207	4.9656	4.5371
45	17.2788	13.0860	8.0628	9.7121	1.6382	1.7191	4.9895	4.5116
46	17.2702	13.0894	8.0374	9.7460	1.6139	1.7208	5.0166	4.4843
47	17.2599	13.0931	8.0139	9.7794	1.5865	1.7259	5.0468	4.4541
48	17.2474	13.0968	7.9931	9.8122	1.5559	1.7353	5.0811	4.4215
49	17.2337	13.1011	7.9753	9.8450	1.5203	1.7495	5.1199	4.3868
50	17.2166	13.1047	7.9612	9.8769	1.4805	1.7698	5.1635	4.3517
51	17.1975	13.1079	7.9514	9.9077	1.4362	1.7969	5.2114	4.3174
52	17.1719	13.1095	7.9458	9.9380	1.3891	1.8314	5.2635	4.2874
53	17.1445	13.1098	7.9440	9.9663	1.3409	1.8719	5.3172	4.2617
54	17.1137	13.1095	7.9472	9.9942	1.2920	1.9175	5.3730	4.2416
55	17.0825	13.1085	7.9522	10.0202	1.2461	1.9639	5.4266	4.2266
56	17.0490	13.1064	7.9596	10.0449	1.2042	2.0107	5.4788	4.2171
57	17.0155	13.1042	7.9685	10.0684	1.1661	2.0557	5.5284	4.2114
58	16.9817	13.1015	7.9780	10.0908	1.1327	2.0981	5.5755	4.2092
59	16.9613	13.1002	7.9846	10.1041	1.1133	2.1230	5.6030	4.2083
60	16.9489	13.0994	7.9888	10.1120	1.1029	2.1372	5.6190	4.2087
61	16.9172	13.0970	7.9992	10.1321	1.0767	2.1728	5.6596	4.2099
62	16.8858	13.0946	8.0101	10.1512	1.0538	2.2058	5.6977	4.2126
63	16.8545	13.0922	8.0213	10.1696	1.0337	2.2362	5.7336	4.2168
64	16.8254	13.0910	8.0329	10.1884	1.0149	2.2635	5.7672	4.2210
65	16.7993	13.0895	8.0434	10.2046	0.9988	2.2879	5.7980	4.2257
66	16.7676	13.0870	8.0558	10.2212	0.9858	2.3127	5.8288	4.2328
67	16.7416	13.0858	8.0670	10.2370	0.9730	2.3338	5.8566	4.2389
68	16.7124	13.0837	8.0792	10.2524	0.9628	2.3547	5.8839	4.2466
69	16.6857	13.0820	8.0908	10.2670	0.9535	2.3736	5.9095	4.2541
70	16.6585	13.0799	8.1027	10.2811	0.9456	2.3918	5.9341	4.2621
71	16.6371	13.0809	8.1133	10.2955	0.9364	2.4060	5.9557	4.2684
72	16.6096	13.0778	8.1261	10.3085	0.9313	2.4229	5.9793	4.2781
73	16.5850	13.0763	8.1380	10.3216	0.9256	2.4377	6.0008	4.2866
74	16.5615	13.0752	8.1494	10.3342	0.9206	2.4509	6.0209	4.2947
75	16.5368	13.0731	8.1614	10.3461	0.9172	2.4646	6.0411	4.3045
76	16.5142	13.0720	8.1727	10.3580	0.9132	2.4768	6.0602	4.3126
77	16.4929	13.0710	8.1840	10.3693	0.9098	2.4882	6.0778	4.3212
78	16.4846	13.0705	8.1883	10.3735	0.9090	2.4923	6.0845	4.3248
79	16.4707	13.0697	8.1955	10.3806	0.9073	2.4993	6.0956	4.3304
80	16.4504	13.0688	8.2063	10.3914	0.9045	2.5094	6.1124	4.3384

Table 39

FIG. 63

Design #	Label							
	0	1	2	3	4	5	6	7
81	-16.428	-13.067	-8.218	-10.402	-0.903	-2.521	-6.129	-4.348
82	-16.408	-13.066	-8.229	-10.412	-0.902	-2.530	-6.145	-4.357
83	-16.388	-13.064	-8.239	-10.421	-0.901	-2.539	-6.160	-4.366
84	-16.369	-13.063	-8.250	-10.431	-0.900	-2.548	-6.175	-4.374
85	-16.350	-13.062	-8.260	-10.440	-0.899	-2.557	-6.189	-4.383
86	-16.331	-13.061	-8.270	-10.449	-0.899	-2.565	-6.203	-4.391
87	-16.313	-13.059	-8.280	-10.457	-0.898	-2.573	-6.216	-4.399
88	-16.296	-13.058	-8.290	-10.466	-0.898	-2.580	-6.229	-4.407
89	-16.279	-13.057	-8.299	-10.474	-0.898	-2.588	-6.241	-4.415
90	-16.262	-13.056	-8.308	-10.482	-0.898	-2.595	-6.253	-4.423
91	-16.247	-13.055	-8.317	-10.489	-0.898	-2.601	-6.264	-4.430
92	-16.231	-13.054	-8.326	-10.496	-0.898	-2.608	-6.276	-4.437
93	-16.216	-13.053	-8.334	-10.503	-0.899	-2.614	-6.286	-4.444
94	-16.204	-13.052	-8.342	-10.509	-0.898	-2.619	-6.295	-4.451
95	-16.185	-13.051	-8.352	-10.517	-0.900	-2.626	-6.308	-4.459
96	-16.175	-13.050	-8.358	-10.522	-0.900	-2.631	-6.315	-4.464
97	-16.162	-13.048	-8.365	-10.528	-0.901	-2.636	-6.324	-4.471
98	-16.149	-13.047	-8.372	-10.533	-0.902	-2.641	-6.333	-4.477
99	-16.136	-13.046	-8.380	-10.540	-0.902	-2.646	-6.342	-4.483
100	-16.125	-13.045	-8.386	-10.544	-0.902	-2.651	-6.349	-4.488
101	-16.118	-13.045	-8.390	-10.548	-0.903	-2.653	-6.354	-4.492
102	-16.113	-13.045	-8.393	-10.550	-0.903	-2.655	-6.357	-4.494
103	-16.102	-13.044	-8.399	-10.555	-0.903	-2.659	-6.365	-4.499
104	-16.092	-13.043	-8.405	-10.559	-0.904	-2.663	-6.372	-4.504
105	-16.082	-13.042	-8.411	-10.563	-0.905	-2.668	-6.378	-4.509
106	-16.069	-13.037	-8.417	-10.567	-0.907	-2.673	-6.386	-4.515
107	-16.065	-13.041	-8.421	-10.571	-0.906	-2.674	-6.390	-4.517
108	-16.060	-13.041	-8.426	-10.575	-0.904	-2.676	-6.395	-4.521
109	-16.047	-13.040	-8.432	-10.580	-0.906	-2.680	-6.403	-4.526
110	-16.038	-13.040	-8.436	-10.583	-0.907	-2.683	-6.407	-4.530
111	-16.029	-13.040	-8.442	-10.587	-0.907	-2.686	-6.414	-4.535
112	-16.021	-13.038	-8.446	-10.590	-0.908	-2.690	-6.419	-4.539
113	-16.014	-13.038	-8.450	-10.592	-0.909	-2.692	-6.423	-4.542
114	-16.007	-13.039	-8.454	-10.596	-0.909	-2.694	-6.428	-4.545
115	-16.002	-13.038	-8.457	-10.598	-0.909	-2.696	-6.431	-4.548
116	-15.994	-13.037	-8.461	-10.601	-0.911	-2.699	-6.436	-4.552
117	-15.988	-13.037	-8.465	-10.603	-0.911	-2.701	-6.440	-4.554
118	-15.979	-13.037	-8.469	-10.606	-0.912	-2.703	-6.445	-4.558
119	-15.977	-13.038	-8.471	-10.608	-0.911	-2.704	-6.446	-4.560
120	-15.970	-13.038	-8.474	-10.610	-0.912	-2.707	-6.451	-4.563

Table 40

FIG. 64

Design #	Label							
	8	9	10	11	12	13	14	15
81	16.4280	13.0670	8.2179	10.4018	0.9033	2.5205	6.1293	4.3483
82	16.4081	13.0657	8.2286	10.4117	0.9018	2.5299	6.1449	4.3569
83	16.3879	13.0644	8.2393	10.4216	0.9007	2.5392	6.1602	4.3656
84	16.3688	13.0631	8.2496	10.4308	0.8997	2.5482	6.1748	4.3741
85	16.3495	13.0617	8.2600	10.4400	0.8991	2.5569	6.1892	4.3827
86	16.3309	13.0607	8.2702	10.4490	0.8986	2.5650	6.2029	4.3910
87	16.3130	13.0594	8.2801	10.4576	0.8980	2.5729	6.2162	4.3992
88	16.2960	13.0579	8.2894	10.4655	0.8982	2.5805	6.2287	4.4072
89	16.2787	13.0568	8.2990	10.4736	0.8981	2.5879	6.2412	4.4151
90	16.2620	13.0556	8.3085	10.4815	0.8980	2.5950	6.2533	4.4229
91	16.2468	13.0545	8.3168	10.4886	0.8983	2.6013	6.2642	4.4301
92	16.2303	13.0530	8.3258	10.4958	0.8990	2.6083	6.2757	4.4380
93	16.2158	13.0521	8.3341	10.5027	0.8992	2.6141	6.2860	4.4448
94	16.2011	13.0505	8.3419	10.5089	0.8998	2.6202	6.2959	4.4518
95	16.1845	13.0503	8.3522	10.5173	0.8996	2.6257	6.3081	4.4590
96	16.1735	13.0487	8.3577	10.5219	0.9008	2.6313	6.3154	4.4649
97	16.1615	13.0482	8.3651	10.5279	0.9006	2.6361	6.3242	4.4706
98	16.1492	13.0477	8.3724	10.5340	0.9007	2.6405	6.3327	4.4763
99	16.1366	13.0462	8.3793	10.5391	0.9018	2.6462	6.3414	4.4827
100	16.1248	13.0455	8.3861	10.5445	0.9021	2.6505	6.3493	4.4882
101	16.1177	13.0449	8.3901	10.5477	0.9026	2.6533	6.3541	4.4916
102	16.1145	13.0445	8.3921	10.5492	0.9030	2.6548	6.3566	4.4934
103	16.1025	13.0437	8.3989	10.5545	0.9034	2.6592	6.3645	4.4990
104	16.0917	13.0432	8.4052	10.5594	0.9039	2.6630	6.3717	4.5041
105	16.0816	13.0426	8.4110	10.5640	0.9041	2.6669	6.3785	4.5087
106	16.0809	13.0434	8.4141	10.5675	0.9028	2.6686	6.3820	4.5104
107	16.0637	13.0409	8.4210	10.5713	0.9058	2.6738	6.3903	4.5176
108	16.0513	13.0387	8.4269	10.5746	0.9080	2.6782	6.3974	4.5226
109	16.0433	13.0387	8.4322	10.5792	0.9076	2.6819	6.4036	4.5275
110	16.0374	13.0392	8.4363	10.5827	0.9073	2.6835	6.4078	4.5302
111	16.0262	13.0375	8.4420	10.5862	0.9092	2.6883	6.4148	4.5360
112	16.0211	13.0388	8.4457	10.5897	0.9083	2.6894	6.4183	4.5382
113	16.0146	13.0383	8.4498	10.5926	0.9087	2.6917	6.4232	4.5415
114	16.0061	13.0374	8.4538	10.5952	0.9101	2.6950	6.4278	4.5456
115	16.0010	13.0371	8.4569	10.5974	0.9101	2.6968	6.4315	4.5482
116	15.9940	13.0377	8.4613	10.6009	0.9101	2.6987	6.4361	4.5512
117	15.9887	13.0373	8.4643	10.6027	0.9107	2.7008	6.4395	4.5543
118	15.9821	13.0373	8.4683	10.6056	0.9113	2.7032	6.4440	4.5576
119	15.9763	13.0373	8.4709	10.6075	0.9115	2.7045	6.4467	4.5597
120	15.9705	13.0375	8.4743	10.6097	0.9117	2.7068	6.4505	4.5626

Table 41

FIG. 65

Design #	Label							
	0	1	2	3	4	5	6	7
121	-15.967	-13.037	-8.476	-10.611	-0.913	-2.708	-6.453	-4.565
122	-15.962	-13.038	-8.479	-10.613	-0.913	-2.709	-6.456	-4.567
123	-15.954	-13.038	-8.482	-10.615	-0.914	-2.711	-6.459	-4.570
124	-15.953	-13.038	-8.484	-10.617	-0.913	-2.712	-6.461	-4.571
125	-15.947	-13.039	-8.488	-10.619	-0.913	-2.713	-6.464	-4.573
126	-15.944	-13.039	-8.489	-10.620	-0.914	-2.714	-6.466	-4.575
127	-15.941	-13.040	-8.491	-10.621	-0.914	-2.715	-6.468	-4.577
128	-15.936	-13.040	-8.492	-10.622	-0.915	-2.716	-6.470	-4.579
129	-15.934	-13.040	-8.495	-10.623	-0.914	-2.717	-6.472	-4.580
130	-15.929	-13.040	-8.497	-10.625	-0.914	-2.718	-6.475	-4.583
131	-15.926	-13.039	-8.497	-10.624	-0.916	-2.719	-6.476	-4.584
132	-15.922	-13.038	-8.500	-10.625	-0.917	-2.721	-6.479	-4.588
133	-15.922	-13.042	-8.501	-10.628	-0.914	-2.719	-6.479	-4.586
134	-15.925	-13.041	-8.500	-10.627	-0.915	-2.719	-6.479	-4.587
135	-15.916	-13.038	-8.503	-10.627	-0.918	-2.723	-6.483	-4.591
136	-15.906	-13.035	-8.505	-10.627	-0.921	-2.725	-6.485	-4.595
137	-15.912	-13.038	-8.505	-10.629	-0.918	-2.723	-6.485	-4.594
138	-15.913	-13.039	-8.505	-10.629	-0.917	-2.722	-6.485	-4.593
139	-15.913	-13.039	-8.507	-10.630	-0.916	-2.723	-6.487	-4.595
140	-15.904	-13.033	-8.507	-10.629	-0.921	-2.728	-6.490	-4.598
141	-15.911	-13.037	-8.507	-10.631	-0.917	-2.724	-6.489	-4.597
142	-15.912	-13.035	-8.507	-10.630	-0.918	-2.724	-6.489	-4.597
143	-15.904	-13.031	-8.507	-10.629	-0.922	-2.727	-6.491	-4.600
144	-15.909	-13.032	-8.509	-10.631	-0.919	-2.727	-6.493	-4.601
145	-15.907	-13.026	-8.506	-10.628	-0.921	-2.729	-6.492	-4.600
146	-15.916	-13.029	-8.505	-10.628	-0.919	-2.726	-6.491	-4.598
147	-15.915	-13.030	-8.509	-10.634	15.914	13.026	-6.494	-4.599
148	-15.934	-13.029	-8.503	-10.629	15.910	13.021	-6.489	-4.596
149	-15.924	-13.024	-8.504	-10.629	15.920	13.021	-6.493	-4.599
150	-15.921	-13.019	-8.506	-10.629	15.922	13.020	-6.495	-4.601
151	-15.927	-13.018	-8.504	-10.628	15.924	13.017	-6.494	-4.600
152	-15.936	-13.015	-8.503	-10.627	15.930	13.015	-6.492	-4.597
153	-15.920	-13.008	-8.507	-10.629	15.937	13.013	-6.499	-4.604
154	-15.949	-12.995	15.951	-10.634	-4.582	-6.504	-2.742	-8.488
155	-15.967	-12.991	15.955	-10.628	-4.579	-6.500	-2.738	-8.484
156	-15.954	-12.989	15.958	-10.629	-4.585	-6.506	-2.743	-8.489
157	-15.956	-12.986	15.962	-10.629	-4.585	-6.504	-2.742	-8.488

Table 42

FIG. 66

Design #	Label							
	8	9	10	11	12	13	14	15
121	15.9671	13.0383	8.4764	10.6116	0.9115	2.7070	6.4525	4.5639
122	15.9623	13.0381	8.4790	10.6131	0.9121	2.7087	6.4554	4.5666
123	15.9571	13.0396	8.4822	10.6161	0.9115	2.7097	6.4586	4.5683
124	15.9521	13.0384	8.4842	10.6167	0.9131	2.7117	6.4611	4.5711
125	15.9463	13.0381	8.4868	10.6182	0.9142	2.7141	6.4644	4.5741
126	15.9439	13.0388	8.4887	10.6196	0.9138	2.7141	6.4662	4.5753
127	15.9403	13.0388	8.4906	10.6206	0.9141	2.7152	6.4682	4.5770
128	15.9372	13.0393	8.4925	10.6219	0.9142	2.7157	6.4702	4.5788
129	15.9329	13.0395	8.4945	10.6232	0.9147	2.7168	6.4724	4.5807
130	15.9299	13.0394	8.4963	10.6240	0.9151	2.7182	6.4745	4.5827
131	15.9311	13.0411	8.4970	10.6251	0.9137	2.7166	6.4746	4.5823
132	15.9237	13.0418	8.5003	10.6276	0.9146	2.7185	6.4781	4.5856
133	15.9215	13.0386	8.5002	10.6257	0.9168	2.7211	6.4796	4.5878
134	15.9170	13.0394	8.5020	10.6275	0.9172	2.7202	6.4809	4.5887
135	15.9214	13.0411	8.5027	10.6283	0.9145	2.7197	6.4814	4.5886
136	15.9280	13.0434	8.5025	10.6289	0.9120	2.7171	6.4804	4.5876
137	15.9183	13.0414	8.5039	10.6291	0.9157	2.7205	6.4829	4.5909
138	15.9135	13.0397	8.5057	10.6300	0.9165	2.7218	6.4852	4.5929
139	15.9111	13.0372	8.5064	10.6294	0.9183	2.7241	6.4875	4.5956
140	15.9242	13.0407	8.5050	10.6297	0.9132	2.7193	6.4843	4.5922
141	15.9135	13.0363	8.5062	10.6295	0.9172	2.7246	6.4882	4.5958
142	15.9124	13.0357	8.5068	10.6302	0.9179	2.7241	6.4890	4.5971
143	15.9255	13.0381	8.5047	10.6304	0.9137	2.7193	6.4856	4.5932
144	15.9133	13.0327	8.5083	10.6309	0.9177	2.7255	6.4918	4.5996
145	15.9302	13.0349	8.5035	10.6295	0.9120	2.7203	6.4863	4.5929
146	15.9167	13.0317	8.5069	10.6318	0.9154	2.7229	6.4902	4.5964
147	6.4922	4.6024	0.9214	2.7282	8.5050	10.6284	-0.9139	-2.7232
148	6.4940	4.6027	0.9210	2.7297	8.5059	10.6282	-0.9125	-2.7219
149	6.4939	4.6018	0.9182	2.7279	8.5055	10.6284	-0.9161	-2.7269
150	6.4947	4.6007	0.9164	2.7269	8.5067	10.6305	-0.9180	-2.7285
151	6.4940	4.5997	0.9172	2.7276	8.5053	10.6298	-0.9162	-2.7271
152	6.4919	4.5982	0.9182	2.7278	8.5016	10.6263	-0.9138	-2.7248
153	6.4958	4.5996	0.9137	2.7270	8.5048	10.6284	-0.9201	-2.7326
154	10.6323	8.4888	12.9922	6.5064	0.9000	2.7417	-0.9013	4.5831
155	10.6269	8.4847	12.9885	6.5031	0.9035	2.7421	-0.8990	4.5832
156	10.6290	8.4878	12.9900	6.5047	0.9014	2.7415	-0.9024	4.5840
157	10.6276	8.4861	12.9885	6.5028	0.9018	2.7407	-0.9031	4.5839

Table 43

FIG. 67

Design #	SNR	5	20	50	90	100
1	7.0000	1.3190	1.1870	0.8650	0.3660	0
2	7.2000	1.2900	1.0450	0.8460	0.3660	0
3	7.4000	1.2600	1.1340	0.9190	0.3700	0
4	7.6000	1.2310	1.1080	0.8970	0.3700	0
5	7.8000	1.3370	1.0830	0.8770	0.3660	0
6	8.0000	1.2170	0.8640	0.7780	0.3720	0
7	8.2000	1.1410	1.0270	0.8320	0.3710	0
8	8.4000	1.1110	1.0000	0.8100	0.3480	0
9	8.6000	1.2010	1.0810	0.7880	0.3390	0
10	8.8000	1.1680	1.0510	0.8510	0.3290	0
11	9.0000	1.1340	1.0210	0.8270	0.3560	0
12	9.2000	1.1010	0.9910	0.8030	0.3450	0
13	9.4000	1.0690	0.9620	0.7790	0.3350	0
14	9.6000	1.1510	0.9320	0.7550	0.3250	0
15	9.8000	1.0040	0.9030	0.7310	0.3150	0
16	10.0000	1.0800	0.9720	0.7080	0.3390	0
17	10.2000	0.9410	0.8470	0.6860	0.3280	0
18	10.4000	1.0130	0.9110	0.6640	0.3170	0
19	10.6000	0.9810	0.8820	0.7150	0.3070	0
20	10.8000	0.9510	0.8560	0.6930	0.2980	0
21	11.0000	0.9210	0.8290	0.6710	0.2890	0
22	11.0822	1.0090	0.8180	0.7360	0.3160	0
23	11.2000	0.9920	0.8930	0.7230	0.2800	0
24	11.4000	0.8660	0.7800	0.6320	0.3020	0
25	11.6000	0.8420	0.7580	0.6820	0.2930	0
26	11.8000	0.9100	0.8190	0.5970	0.2850	0
27	12.0000	0.8860	0.7980	0.6460	0.2780	0
28	12.2000	0.8650	0.7780	0.6300	0.2710	0
29	12.4000	0.8450	0.7600	0.6160	0.2650	0
30	12.6000	0.8260	0.7430	0.6020	0.2590	0
31	12.8000	0.8990	0.7280	0.5890	0.2820	0
32	13.0000	0.7930	0.7130	0.5780	0.2480	0
33	13.2000	0.7780	0.7000	0.6300	0.2710	0
34	13.4000	0.8490	0.7640	0.5570	0.2660	0
35	13.6000	0.7520	0.6760	0.6090	0.2620	0
36	13.8000	0.7400	0.6660	0.5390	0.2320	0
37	14.0000	0.7290	0.6560	0.5310	0.2280	0
38	14.2000	0.7180	0.6460	0.5230	0.2250	0
39	14.4000	0.7050	0.6350	0.5710	0.2460	0
40	14.6000	0.6940	0.6240	0.5060	0.2420	0

Table 44

FIG. 68

Design #	SNR	5	20	50	90	100
41	14.6445	0.6900	0.6210	0.5030	0.2400	0
42	14.8000	0.6800	0.6120	0.4950	0.2370	0
43	15.0000	0.6670	0.6000	0.4860	0.2090	0
44	15.2000	0.7250	0.5870	0.5280	0.2040	0
45	15.4000	0.6370	0.5730	0.4640	0.2000	0
46	15.6000	0.6890	0.5580	0.4520	0.2160	0
47	15.8000	0.6010	0.5410	0.4380	0.1880	0
48	16.0000	0.5800	0.5220	0.4700	0.2020	0
49	16.2000	0.6170	0.5560	0.4500	0.1930	0
50	16.4000	0.5870	0.5280	0.4280	0.1840	0
51	16.6000	0.5540	0.4980	0.4040	0.1930	0
52	16.8000	0.5180	0.4660	0.4190	0.1800	0
53	17.0000	0.5340	0.4810	0.3890	0.1670	0
54	17.2000	0.5270	0.4740	0.3840	0.1650	0
55	17.4000	0.4840	0.4360	0.3530	0.1680	0
56	17.6000	0.4940	0.4450	0.3600	0.1550	0
57	17.8000	0.4540	0.4090	0.3310	0.1580	0
58	18.0000	0.4630	0.4170	0.3380	0.1440	0
59	18.1269	0.4700	0.4230	0.3430	0.1350	0
60	18.2000	0.4270	0.3850	0.3110	0.1440	0
61	18.4000	0.4380	0.3950	0.3190	0.1460	0
62	18.6000	0.4500	0.4050	0.2950	0.1330	0
63	18.8000	0.4150	0.3730	0.3020	0.1350	0
64	19.0000	0.3820	0.3440	0.2780	0.1240	0
65	19.2000	0.3910	0.3520	0.2850	0.1270	0
66	19.4000	0.4000	0.3240	0.2620	0.1170	0
67	19.6000	0.3680	0.3310	0.2680	0.1210	0
68	19.8000	0.3380	0.3040	0.2460	0.1120	0
69	20.0000	0.3450	0.3100	0.2510	0.1050	0
70	20.2000	0.3160	0.2850	0.2560	0.1100	0
71	20.4000	0.3230	0.2900	0.2350	0.1020	0
72	20.6000	0.3280	0.2960	0.2150	0.1070	0
73	20.8000	0.3010	0.2710	0.2190	0.1000	0
74	21.0000	0.3060	0.2760	0.2230	0.0940	0
75	21.2000	0.2800	0.2520	0.2040	0.0910	0
76	21.4000	0.2850	0.2570	0.2080	0.0820	0
77	21.6000	0.2900	0.2610	0.1900	0.0790	0
78	21.6710	0.2620	0.2360	0.1910	0.0780	0
79	21.8000	0.2650	0.2390	0.1930	0.0760	0
80	22.0000	0.2690	0.2420	0.1960	0.0690	0

Table 45

FIG. 69

Design #	SNR	5	20	50	90	100
81	22.2000	0.2460	0.2210	0.1790	0.0670	0
82	22.4000	0.2490	0.2240	0.1820	0.0680	0
83	22.6000	0.2530	0.2270	0.1660	0.0650	0
84	22.8000	0.2280	0.2050	0.1660	0.0690	0
85	23.0000	0.2490	0.2020	0.1630	0.0630	0
86	23.2000	0.2210	0.1990	0.1610	0.0690	0
87	23.4000	0.2170	0.1960	0.1580	0.0630	0
88	23.6000	0.2140	0.1930	0.1560	0.0670	0
89	23.8000	0.2110	0.1900	0.1540	0.0670	0
90	24.0000	0.2080	0.1870	0.1510	0.0630	0
91	24.2000	0.2050	0.1840	0.1490	0.0640	0
92	24.4000	0.2020	0.1820	0.1470	0.0630	0
93	24.6000	0.1790	0.1610	0.1450	0.0620	0
94	24.8000	0.1970	0.1770	0.1440	0.0610	0
95	25.0000	0.1740	0.1570	0.1410	0.0620	0
96	25.2000	0.1730	0.1560	0.1260	0.0600	0
97	25.4000	0.1900	0.1710	0.1380	0.0570	0
98	25.6000	0.1690	0.1520	0.1370	0.0570	0
99	25.8000	0.1670	0.1500	0.1220	0.0540	0
100	26.0000	0.1650	0.1490	0.1340	0.0590	0
101	26.1212	0.1830	0.1640	0.1200	0.0500	0
102	26.2000	0.1820	0.1640	0.1190	0.0570	0
103	26.4000	0.1620	0.1460	0.1180	0.0550	0
104	26.6000	0.1780	0.1440	0.1170	0.0530	0
105	26.8000	0.1590	0.1430	0.1160	0.0510	0
106	27.0000	0.1580	0.1420	0.1150	0.0500	0
107	27.2000	0.1560	0.1410	0.1140	0.0500	0
108	27.4000	0.1550	0.1400	0.1130	0.0500	0
109	27.6000	0.1530	0.1380	0.1240	0.0460	0
110	27.8000	0.1520	0.1370	0.1110	0.0490	0
111	28.0000	0.1510	0.1360	0.1100	0.0470	0
112	28.2000	0.1500	0.1350	0.1090	0.0480	0
113	28.4000	0.1490	0.1340	0.0970	0.0520	0
114	28.6000	0.1480	0.1330	0.1070	0.0490	0
115	28.8000	0.1470	0.1320	0.1070	0.0470	0
116	29.0000	0.1460	0.1310	0.1060	0.0460	0
117	29.2000	0.1450	0.1300	0.1050	0.0480	0
118	29.4000	0.1440	0.1290	0.1050	0.0500	0
119	29.6000	0.1430	0.1290	0.1040	0.0460	0
120	29.8000	0.1420	0.1280	0.1030	0.0430	0

Table 46

FIG. 70

Design #	SNR	5	20	50	90	100
121	30.0000	0.1420	0.1270	0.1030	0.0470	0
122	30.2000	0.1410	0.1270	0.1030	0.0450	0
123	30.4000	0.1400	0.1260	0.1020	0.0490	0
124	30.6000	0.1250	0.1130	0.1020	0.0430	0
125	30.8000	0.1390	0.1250	0.1010	0.0440	0
126	31.0000	0.1380	0.1120	0.1010	0.0410	0
127	31.2000	0.1380	0.1240	0.1000	0.0460	0
128	31.4000	0.1370	0.1230	0.1000	0.0420	0
129	31.6000	0.1230	0.1110	0.0990	0.0430	0
130	31.8000	0.1220	0.1100	0.0890	0.0420	0
131	32.0000	0.1360	0.1220	0.0990	0.0420	0
132	32.2000	0.1350	0.1220	0.0980	0.0440	0
133	32.4000	0.1350	0.1210	0.0980	0.0430	0
134	32.6000	0.1220	0.1090	0.0890	0.0390	0
135	32.8000	0.1350	0.1210	0.0980	0.0380	0
136	33.0000	0.1220	0.1090	0.0890	0.0410	0
137	33.2000	0.1340	0.1090	0.0980	0.0420	0
138	33.4000	0.1340	0.1200	0.0880	0.0410	0
139	33.6000	0.1200	0.1080	0.0970	0.0420	0
140	33.8000	0.1210	0.1090	0.0880	0.0410	0
141	34.0000	0.1340	0.1080	0.0970	0.0390	0
142	34.2000	0.1200	0.1080	0.0870	0.0400	0
143	34.4000	0.1210	0.1090	0.0880	0.0430	0
144	34.6000	0.1200	0.1080	0.0870	0.0420	0
145	34.8000	0.1350	0.1090	0.0980	0.0410	0
146	35.0000	0.1200	0.1080	0.0980	0.0420	0
147	35.2000	0.1200	0.1080	0.0880	0.0390	0
148	35.4000	0.1220	0.1100	0.0990	0.0430	0
149	35.6000	0.1350	0.1210	0.0880	0.0400	0
150	35.8000	0.1210	0.1090	0.0880	0.0410	0
151	36.0000	0.1350	0.1210	0.0880	0.0380	0
152	36.2000	0.1220	0.1100	0.0890	0.0420	0
153	36.4000	0.1220	0.1100	0.0890	0.0400	0
154	36.6000	0.1250	0.1120	0.0910	0.0420	0
155	36.8000	0.1270	0.1140	0.0920	0.0450	0
156	37.0000	0.1250	0.1130	0.0910	0.0430	0
157	37.2000	0.1260	0.1130	0.0920	0.0400	0

Table 47

FIG. 71

Design #	SNR	Opt. Cap	Std. Cap	Gain [bits]	Gain %
1	0.9907	0.5000	0.4915	0.0085	1.7219
2	5.0000	0.8566	0.8311	0.0255	3.0666
3	5.5000	0.9089	0.8805	0.0284	3.2272
4	6.0000	0.9629	0.9314	0.0315	3.3826
5	6.3354	1.0000	0.9663	0.0337	3.4835
6	6.5000	1.0185	0.9837	0.0347	3.5318
7	7.0000	1.0755	1.0374	0.0381	3.6738
8	7.5000	1.1340	1.0924	0.0416	3.8077
9	8.0000	1.1939	1.1487	0.0452	3.9336
10	8.5000	1.2552	1.2063	0.0489	4.0512
11	9.0000	1.3177	1.2651	0.0526	4.1598
12	9.5000	1.3814	1.3250	0.0564	4.2593
13	10.0000	1.4463	1.3860	0.0603	4.3493
14	10.4077	1.5000	1.4366	0.0634	4.4155
15	10.5000	1.5122	1.4481	0.0641	4.4296
16	11.0000	1.5792	1.5112	0.0680	4.5001
17	11.5000	1.6471	1.5753	0.0718	4.5606
18	12.0000	1.7160	1.6403	0.0756	4.6110
19	12.5000	1.7856	1.7063	0.0794	4.6512
20	13.0000	1.8560	1.7730	0.0830	4.6813
21	13.5000	1.9272	1.8406	0.0865	4.7013
22	14.0000	1.9990	1.9090	0.0899	4.7113
23	14.0073	2.0000	1.9100	0.0900	4.7113
24	14.5000	2.0713	1.9781	0.0932	4.7112
25	15.0000	2.1443	2.0480	0.0963	4.7014
26	15.5000	2.2177	2.1185	0.0992	4.6817
27	16.0000	2.2915	2.1896	0.1019	4.6524
28	16.5000	2.3657	2.2614	0.1043	4.6135
29	17.0000	2.4403	2.3338	0.1065	4.5652
30	17.3989	2.5000	2.3919	0.1081	4.5199
31	17.5000	2.5151	2.4067	0.1085	4.5075
32	18.0000	2.5902	2.4801	0.1101	4.4405
33	18.5000	2.6655	2.5540	0.1115	4.3643
34	19.0000	2.7409	2.6284	0.1125	4.2790
35	19.5000	2.8164	2.7033	0.1131	4.1846
36	20.0000	2.8920	2.7786	0.1134	4.0813
37	20.5000	2.9675	2.8542	0.1133	3.9692
38	20.7153	3.0000	2.8869	0.1131	3.9182
39	21.0000	3.0430	2.9302	0.1128	3.8484
40	21.5000	3.1183	3.0065	0.1118	3.7195

Table 48

FIG. 72

	SNR	Opt. Cap	Std. Cap	Gain [bits]	Gain %
Design #					
41	22.0000	3.1935	3.0830	0.1105	3.5828
42	22.5000	3.2684	3.1597	0.1087	3.4388
43	23.0000	3.3430	3.2366	0.1064	3.2885
44	23.5000	3.4172	3.3134	0.1038	3.1326
45	24.0000	3.4909	3.3902	0.1008	2.9724
46	24.0617	3.5000	3.3996	0.1004	2.9525
47	24.5000	3.5641	3.4667	0.0974	2.8094
48	25.0000	3.6365	3.5428	0.0937	2.6446
49	25.5000	3.7082	3.6184	0.0897	2.4796
50	26.0000	3.7788	3.6933	0.0856	2.3165
51	26.5000	3.8484	3.7672	0.0812	2.1556
52	27.0000	3.9166	3.8399	0.0768	1.9990
53	27.5000	3.9834	3.9111	0.0723	1.8477
54	28.0000	4.0485	3.9808	0.0678	1.7025
55	28.5000	4.1118	4.0485	0.0633	1.5641
56	29.0000	4.1731	4.1141	0.0590	1.4335
57	29.5000	4.2322	4.1774	0.0547	1.3101
58	30.0000	4.2889	4.2382	0.0506	1.1947
59	30.5000	4.3431	4.2964	0.0467	1.0874
60	31.0000	4.3947	4.3517	0.0430	0.9876
61	31.5000	4.4437	4.4042	0.0395	0.8958
62	32.0000	4.4898	4.4537	0.0361	0.8108
63	32.5000	4.5333	4.5003	0.0330	0.7335
64	33.0000	4.5739	4.5438	0.0301	0.6621
65	33.5000	4.6118	4.5845	0.0274	0.5972
66	34.0000	4.6471	4.6222	0.0249	0.5380
67	34.5000	4.6797	4.6572	0.0225	0.4840
68	35.0000	4.7098	4.6894	0.0204	0.4354
69	35.5000	4.7376	4.7191	0.0185	0.3914
70	36.0000	4.7630	4.7463	0.0167	0.3510
71	36.5000	4.7863	4.7713	0.0150	0.3148
72	37.0000	4.8075	4.7940	0.0135	0.2820

Table 49

FIG. 73

Design #	Label							
	0	1	2	3	4	5	6	7
1	-43.4863	-25.3112	-25.3109	-25.3106	-25.3098	-12.6768	-12.5185	-12.5169
2	-42.5617	-28.3337	-28.3319	-23.6869	-17.4033	-17.3922	-17.3677	-14.3718
3	-42.4448	-28.5528	-28.5528	-22.9682	-17.8108	-17.8065	-17.7958	-11.3188
4	-42.3309	-28.7281	-28.7272	-22.0251	-19.2000	-19.1895	-14.1412	-14.0004
5	-42.2570	-28.8104	-28.8088	-20.9706	-20.9528	-18.4907	-13.6087	-13.5473
6	-42.2206	-28.8392	-28.8389	-20.9152	-20.8994	-18.6389	-13.4702	-13.4657
7	-42.1103	-28.9166	-28.9141	-20.8328	-20.8208	-18.8349	-13.4701	-13.4402
8	-41.9896	-29.9446	-27.8763	-21.1077	-21.0773	-18.2901	-14.0141	-13.7769
9	-41.8711	-30.3843	-27.4146	-21.3284	-21.3280	-17.6462	-14.5065	-14.4077
10	-41.7565	-30.6702	-27.1362	-21.4822	-21.4813	-16.7931	-16.0665	-13.4648
11	-41.6451	-30.8840	-26.9473	-21.9984	-21.0836	-16.4766	-16.4400	-13.2795
12	-41.5352	-31.0687	-26.7612	-22.4838	-20.6363	-16.5857	-16.5606	-12.7569
13	-41.4270	-31.2167	-26.6333	-22.7519	-20.3594	-17.2909	-15.9015	-13.0510
14	-41.3385	-31.3175	-26.5671	-22.8847	-20.2239	-17.5083	-15.7105	-13.1721
15	-41.3190	-31.3378	-26.5563	-22.9078	-20.1991	-17.5549	-15.6549	-13.2716
16	-41.2106	-31.4394	-26.5189	-22.9986	-20.1170	-17.7144	-15.4433	-13.6493
17	-41.1007	-31.5263	-26.5124	-23.0436	-20.1132	-17.7335	-15.4870	-13.5626
18	-40.9887	-31.6026	-26.5253	-23.0717	-20.1261	-17.7516	-15.4948	-13.5818
19	-40.8745	-31.6705	-26.5524	-23.0899	-20.1510	-17.7597	-15.5131	-13.5982
20	-40.7570	-31.7315	-26.5891	-23.1047	-20.1814	-17.7639	-15.5435	-13.5881
21	-40.6363	-31.7865	-26.6327	-23.1205	-20.2116	-17.7732	-15.5673	-13.5930
22	-40.5119	-31.8363	-26.6811	-23.1393	-20.2412	-17.7866	-15.5891	-13.6022
23	-40.5095	-31.8372	-26.6821	-23.1397	-20.2418	-17.7869	-15.5895	-13.6025
24	-40.3837	-31.8810	-26.7330	-23.1624	-20.2702	-17.8041	-15.6097	-13.6151
25	-40.2512	-31.9207	-26.7875	-23.1904	-20.2992	-17.8251	-15.6299	-13.6309
26	-40.1143	-31.9554	-26.8439	-23.2236	-20.3289	-17.8490	-15.6510	-13.6485
27	-39.9728	-31.9849	-26.9015	-23.2620	-20.3602	-17.8755	-15.6735	-13.6678
28	-39.8265	-32.0090	-26.9598	-23.3053	-20.3940	-17.9046	-15.6979	-13.6890
29	-39.6754	-32.0276	-27.0183	-23.3534	-20.4310	-17.9363	-15.7245	-13.7119
30	-39.5496	-32.0383	-27.0653	-23.3955	-20.4637	-17.9640	-15.7479	-13.7319
31	-39.5192	-32.0403	-27.0764	-23.4059	-20.4719	-17.9709	-15.7538	-13.7369
32	-39.3580	-32.0470	-27.1335	-23.4622	-20.5171	-18.0087	-15.7859	-13.7643
33	-39.1916	-32.0473	-27.1890	-23.5220	-20.5668	-18.0503	-15.8212	-13.7943
34	-39.0202	-32.0411	-27.2425	-23.5845	-20.6212	-18.0960	-15.8600	-13.8275
35	-38.8435	-32.0283	-27.2931	-23.6493	-20.6803	-18.1463	-15.9030	-13.8640
36	-38.6620	-32.0086	-27.3404	-23.7155	-20.7438	-18.2015	-15.9503	-13.9044
37	-38.4756	-31.9820	-27.3839	-23.7823	-20.8112	-18.2618	-16.0024	-13.9492
38	-38.3939	-31.9684	-27.4013	-23.8112	-20.8414	-18.2893	-16.0265	-13.9699
39	-38.2845	-31.9484	-27.4230	-23.8492	-20.8821	-18.3271	-16.0598	-13.9987
40	-38.0892	-31.9080	-27.4574	-23.9152	-20.9558	-18.3972	-16.1225	-14.0533

Table 50

FIG. 74

Design #	Label							
	8	9	10	11	12	13	14	15
1	-12.5118	-12.3667	-12.3208	-6.0004	-5.8923	-0.0598	0.2703	0.2750
2	-9.0999	-9.0675	-9.0513	-9.0362	-3.9594	-3.8025	-2.2384	-0.2986
3	-11.2972	-11.2649	-9.1604	-5.7998	-4.1192	-3.9411	-3.6993	0.4431
4	-11.5800	-10.6354	-6.7931	-6.5780	-6.5236	-3.6460	-1.6174	-0.3357
5	-13.2863	-8.7088	-8.6236	-7.1739	-4.5552	-4.0754	-2.4360	0.0347
6	-13.3942	-9.4155	-7.9534	-6.8950	-5.4006	-3.1998	-2.8497	0.1264
7	-13.4098	-9.2000	-7.7725	-7.7558	-4.2824	-3.9865	-2.5983	-0.7572
8	-12.7434	-8.9252	-8.6563	-6.2047	-6.1612	-2.6351	-2.6018	-1.1701
9	-11.4683	-9.9816	-7.6108	-7.5642	-4.8513	-3.4752	-2.6066	-0.4417
10	-11.3036	-10.2956	-8.2736	-6.2311	-5.6564	-3.6678	-1.4869	-1.4825
11	-11.7880	-9.5467	-8.8411	-5.9726	-5.7564	-3.6238	-1.9449	-1.0869
12	-12.2436	-9.9348	-7.6701	-7.4258	-4.9688	-3.3087	-2.8080	-0.1902
13	-12.0843	-9.7200	-8.4359	-6.5374	-5.4805	-3.0051	-2.8051	-0.6970
14	-12.0953	-9.1625	-9.1113	-6.1475	-5.6563	-3.5303	-2.1337	-0.9687
15	-11.9954	-9.4289	-8.8696	-5.9553	-5.9211	-3.0640	-2.8193	-0.1051
16	-11.4410	-10.2936	-7.7495	-7.2958	-4.6927	-4.1431	-1.6968	-1.2525
17	-11.6929	-9.9315	-8.3965	-6.5697	-5.3904	-3.4321	-2.4419	-0.5548
18	-11.6845	-9.9755	-8.3459	-6.6593	-5.3177	-3.4565	-2.4854	-0.3498
19	-11.6653	-10.0513	-8.2158	-6.8951	-4.9289	-4.0185	-1.6449	-1.3251
20	-11.7114	-10.0035	-8.3212	-6.7562	-5.1858	-3.7049	-2.1884	-0.7511
21	-11.7305	-10.0055	-8.3362	-6.7551	-5.1992	-3.6975	-2.2039	-0.7366
22	-11.7473	-10.0110	-8.3491	-6.7576	-5.2081	-3.6982	-2.2085	-0.7353
23	-11.7475	-10.0113	-8.3492	-6.7581	-5.2077	-3.6989	-2.2077	-0.7362
24	-11.7625	-10.0199	-8.3602	-6.7629	-5.2156	-3.7003	-2.2123	-0.7349
25	-11.7768	-10.0317	-8.3696	-6.7713	-5.2209	-3.7054	-2.2141	-0.7365
26	-11.7921	-10.0443	-8.3803	-6.7797	-5.2274	-3.7100	-2.2168	-0.7374
27	-11.8085	-10.0581	-8.3918	-6.7890	-5.2344	-3.7151	-2.2197	-0.7383
28	-11.8263	-10.0733	-8.4041	-6.7990	-5.2421	-3.7204	-2.2230	-0.7394
29	-11.8457	-10.0896	-8.4177	-6.8098	-5.2505	-3.7264	-2.2265	-0.7406
30	-11.8627	-10.1040	-8.4295	-6.8194	-5.2577	-3.7315	-2.2295	-0.7416
31	-11.8669	-10.1075	-8.4324	-6.8217	-5.2595	-3.7328	-2.2303	-0.7419
32	-11.8902	-10.1271	-8.4486	-6.8347	-5.2695	-3.7398	-2.2345	-0.7433
33	-11.9157	-10.1486	-8.4663	-6.8489	-5.2804	-3.7476	-2.2391	-0.7448
34	-11.9438	-10.1722	-8.4859	-6.8646	-5.2924	-3.7560	-2.2442	-0.7464
35	-11.9749	-10.1983	-8.5074	-6.8819	-5.3057	-3.7654	-2.2497	-0.7483
36	-12.0092	-10.2271	-8.5312	-6.9010	-5.3203	-3.7758	-2.2559	-0.7504
37	-12.0473	-10.2592	-8.5577	-6.9222	-5.3366	-3.7873	-2.2628	-0.7527
38	-12.0649	-10.2740	-8.5700	-6.9321	-5.3442	-3.7926	-2.2659	-0.7537
39	-12.0896	-10.2948	-8.5871	-6.9459	-5.3547	-3.8001	-2.2704	-0.7552
40	-12.1364	-10.3344	-8.6199	-6.9722	-5.3749	-3.8144	-2.2789	-0.7580

Table 51

FIG. 75

Design #	Label							
	16	17	18	19	20	21	22	23
1	0.2978	0.3211	1.3472	1.6540	8.0939	12.1183	12.1786	12.2629
2	-0.0185	2.7551	2.8671	5.6615	6.5253	9.5802	9.5899	9.8071
3	0.5268	1.5828	4.9847	4.9968	5.0755	9.0544	11.1719	11.3505
4	0.0806	1.6602	4.7128	5.2459	5.8889	8.3074	9.8753	12.0294
5	0.4370	1.9661	3.3212	5.7756	6.8776	7.8533	9.3282	13.4150
6	0.6587	1.5947	3.3483	6.3815	6.7229	7.2109	9.7002	13.3405
7	1.7137	1.8848	2.7237	5.9224	7.1164	7.4470	9.5851	13.3618
8	1.0482	2.6694	2.7842	5.6156	6.6781	8.7532	8.8168	12.6835
9	0.4998	2.5092	3.4244	5.0210	7.3044	7.7268	10.1620	11.3246
10	1.1133	1.8133	4.0786	4.8855	6.5759	9.0760	9.0886	12.1678
11	0.9876	2.1899	3.3722	5.9278	6.0411	8.2920	10.3009	11.3022
12	0.4299	2.0704	4.0374	4.8280	6.8365	8.3725	9.6673	12.5022
13	1.2749	1.5277	4.1906	4.7493	6.9322	8.1536	9.9629	11.7923
14	1.3553	1.5321	4.0824	4.9098	6.7087	8.5171	9.6585	11.9809
15	0.1573	2.4350	3.5070	5.4382	6.3372	9.0664	9.1869	12.0828
16	1.1537	1.8742	3.7220	5.3604	6.4426	8.6210	9.6859	11.8468
17	0.6157	2.2310	3.7113	5.1194	6.8123	8.2283	10.0411	11.6302
18	0.3398	2.5313	3.4034	5.3513	6.6394	8.3446	9.9887	11.6688
19	1.3411	1.6249	4.0347	4.9119	6.9067	8.2058	10.0585	11.6591
20	0.7509	2.1887	3.7048	5.1857	6.7565	8.3209	10.0037	11.7114
21	0.7365	2.2041	3.6972	5.1996	6.7548	8.3365	10.0053	11.7307
22	0.7353	2.2085	3.6981	5.2082	6.7575	8.3492	10.0109	11.7474
23	0.7362	2.2077	3.6988	5.2077	6.7581	8.3491	10.0113	11.7475
24	0.7348	2.2125	3.7002	5.2156	6.7630	8.3601	10.0200	11.7624
25	0.7365	2.2140	3.7055	5.2209	6.7713	8.3697	10.0317	11.7768
26	0.7374	2.2168	3.7100	5.2275	6.7797	8.3804	10.0443	11.7921
27	0.7383	2.2197	3.7151	5.2344	6.7889	8.3918	10.0581	11.8085
28	0.7394	2.2230	3.7205	5.2421	6.7989	8.4042	10.0732	11.8263
29	0.7406	2.2265	3.7264	5.2504	6.8098	8.4177	10.0896	11.8457
30	0.7416	2.2295	3.7315	5.2577	6.8193	8.4295	10.1040	11.8627
31	0.7419	2.2303	3.7328	5.2595	6.8217	8.4324	10.1075	11.8669
32	0.7433	2.2345	3.7399	5.2695	6.8347	8.4486	10.1271	11.8902
33	0.7448	2.2391	3.7476	5.2804	6.8489	8.4663	10.1485	11.9157
34	0.7464	2.2442	3.7560	5.2924	6.8646	8.4859	10.1722	11.9438
35	0.7483	2.2497	3.7654	5.3057	6.8819	8.5074	10.1983	11.9749
36	0.7504	2.2559	3.7758	5.3203	6.9010	8.5312	10.2271	12.0092
37	0.7527	2.2628	3.7873	5.3366	6.9222	8.5577	10.2592	12.0473
38	0.7537	2.2659	3.7926	5.3442	6.9321	8.5700	10.2740	12.0649
39	0.7552	2.2704	3.8001	5.3547	6.9459	8.5871	10.2948	12.0896
40	0.7580	2.2789	3.8144	5.3749	6.9723	8.6199	10.3344	12.1364

Table 52

FIG. 76

Design #	Label							
	24	25	26	27	28	29	30	31
1	12.3726	12.7954	12.8678	25.3126	25.3128	25.3132	25.3133	43.4858
2	14.0263	17.4075	17.4388	17.4712	23.6543	28.3374	28.3383	42.5615
3	11.4216	17.7944	17.8011	17.8073	22.9722	28.5523	28.5523	42.4448
4	13.8735	14.1721	19.0909	19.3099	22.0177	28.7273	28.7287	42.3310
5	13.4856	13.5119	18.5092	20.9435	20.9703	28.8094	28.8106	42.2564
6	13.4374	13.5185	18.6453	20.9036	20.9084	28.8390	28.8392	42.2208
7	13.4165	13.4932	18.8525	20.8173	20.8265	28.9153	28.9160	42.1103
8	13.7513	14.1005	18.2702	21.0930	21.1008	27.8741	29.9459	41.9896
9	14.4578	14.4935	17.6335	21.3299	21.3301	27.4136	30.3848	41.8711
10	12.9685	16.4441	16.5087	21.4813	21.4838	27.1361	30.6702	41.7565
11	13.4508	16.4182	16.4693	21.0994	21.9872	26.9475	30.8840	41.6449
12	12.5638	16.5593	16.5848	20.6388	22.4821	26.7614	31.0686	41.5353
13	13.2949	15.7715	17.3747	20.3353	22.7616	26.6313	31.2171	41.4269
14	13.2462	15.6894	17.5182	20.2212	22.8856	26.5669	31.3175	41.3385
15	13.2061	15.6752	17.5459	20.2016	22.9071	26.5565	31.3378	41.3190
16	13.4349	15.5469	17.6723	20.1320	22.9941	26.5200	31.4392	41.2105
17	13.5938	15.4723	17.7392	20.1111	23.0442	26.5123	31.5263	41.1007
18	13.5940	15.4878	17.7544	20.1251	23.0718	26.5253	31.6026	40.9888
19	13.6026	15.5101	17.7612	20.1503	23.0902	26.5523	31.6705	40.8744
20	13.5881	15.5435	17.7639	20.1814	23.1047	26.5891	31.7314	40.7570
21	13.5930	15.5673	17.7731	20.2116	23.1205	26.6327	31.7865	40.6363
22	13.6022	15.5891	17.7866	20.2412	23.1393	26.6811	31.8363	40.5120
23	13.6026	15.5895	17.7869	20.2418	23.1397	26.6821	31.8372	40.5095
24	13.6152	15.6097	17.8041	20.2703	23.1624	26.7330	31.8810	40.3836
25	13.6309	15.6299	17.8251	20.2992	23.1904	26.7875	31.9207	40.2511
26	13.6485	15.6510	17.8490	20.3289	23.2236	26.8439	31.9554	40.1143
27	13.6679	15.6735	17.8755	20.3602	23.2620	26.9015	31.9849	39.9728
28	13.6889	15.6979	17.9046	20.3940	23.3053	26.9598	32.0090	39.8266
29	13.7119	15.7245	17.9363	20.4310	23.3534	27.0183	32.0276	39.6754
30	13.7319	15.7479	17.9640	20.4637	23.3955	27.0653	32.0384	39.5496
31	13.7369	15.7538	17.9709	20.4719	23.4059	27.0764	32.0403	39.5192
32	13.7643	15.7859	18.0087	20.5171	23.4622	27.1335	32.0470	39.3580
33	13.7943	15.8212	18.0502	20.5668	23.5220	27.1891	32.0473	39.1917
34	13.8275	15.8601	18.0960	20.6213	23.5846	27.2425	32.0411	39.0201
35	13.8640	15.9030	18.1463	20.6803	23.6493	27.2931	32.0283	38.8435
36	13.9044	15.9503	18.2015	20.7438	23.7154	27.3404	32.0086	38.6620
37	13.9492	16.0024	18.2618	20.8112	23.7823	27.3839	31.9820	38.4756
38	13.9699	16.0265	18.2893	20.8414	23.8112	27.4013	31.9684	38.3939
39	13.9987	16.0598	18.3271	20.8821	23.8492	27.4230	31.9484	38.2845
40	14.0533	16.1225	18.3972	20.9558	23.9152	27.4574	31.9080	38.0891

Table 53

FIG. 77

Design #	Label							
	0	1	2	3	4	5	6	7
41	-37.8899	-31.8609	-27.4866	-23.9797	-21.0316	-18.4717	-16.1905	-14.1134
42	-37.6871	-31.8072	-27.5106	-24.0421	-21.1087	-18.5502	-16.2638	-14.1790
43	-37.4816	-31.7474	-27.5291	-24.1016	-21.1861	-18.6317	-16.3419	-14.2500
44	-37.2741	-31.6820	-27.5421	-24.1579	-21.2633	-18.7155	-16.4241	-14.3262
45	-37.0655	-31.6115	-27.5499	-24.2106	-21.3393	-18.8007	-16.5097	-14.4070
46	-37.0315	-31.5997	-27.5507	-24.2188	-21.3515	-18.8147	-16.5239	-14.4205
47	-36.8570	-31.5370	-27.5528	-24.2594	-21.4135	-18.8864	-16.5977	-14.4915
48	-36.6498	-31.4590	-27.5509	-24.3041	-21.4852	-18.9717	-16.6871	-14.5788
49	-36.4450	-31.3787	-27.5451	-24.3449	-21.5541	-19.0556	-16.7767	-14.6678
50	-36.2442	-31.2972	-27.5358	-24.3819	-21.6198	-19.1374	-16.8657	-14.7572
51	-36.0489	-31.2155	-27.5238	-24.4151	-21.6818	-19.2164	-16.9528	-14.8459
52	-35.8599	-31.1346	-27.5097	-24.4449	-21.7402	-19.2921	-17.0373	-14.9329
53	-35.6791	-31.0557	-27.4943	-24.4717	-21.7948	-19.3639	-17.1184	-15.0170
54	-35.5063	-30.9793	-27.4780	-24.4957	-21.8456	-19.4318	-17.1956	-15.0978
55	-35.3428	-30.9053	-27.4606	-24.5167	-21.8925	-19.4952	-17.2684	-15.1743
56	-35.1913	-30.8371	-27.4446	-24.5360	-21.9358	-19.5540	-17.3363	-15.2460
57	-35.0504	-30.7726	-27.4286	-24.5531	-21.9753	-19.6082	-17.3991	-15.3126
58	-34.9156	-30.7112	-27.4131	-24.5687	-22.0123	-19.6592	-17.4584	-15.3755
59	-34.7936	-30.6551	-27.3985	-24.5825	-22.0457	-19.7054	-17.5122	-15.4328
60	-34.6815	-30.6035	-27.3849	-24.5949	-22.0759	-19.7474	-17.5612	-15.4851
61	-34.5784	-30.5559	-27.3720	-24.6060	-22.1035	-19.7860	-17.6064	-15.5333
62	-34.4845	-30.5126	-27.3604	-24.6161	-22.1286	-19.8210	-17.6473	-15.5768
63	-34.3985	-30.4732	-27.3497	-24.6252	-22.1513	-19.8527	-17.6844	-15.6165
64	-34.3221	-30.4377	-27.3397	-24.6328	-22.1713	-19.8810	-17.7176	-15.6520
65	-34.2529	-30.4062	-27.3316	-24.6409	-22.1906	-19.9076	-17.7485	-15.6847
66	-34.1863	-30.3760	-27.3232	-24.6472	-22.2067	-19.9304	-17.7754	-15.7137
67	-34.1288	-30.3496	-27.3158	-24.6528	-22.2215	-19.9513	-17.8001	-15.7400
68	-34.0767	-30.3256	-27.3093	-24.6583	-22.2351	-19.9702	-17.8221	-15.7636
69	-34.0282	-30.3034	-27.3035	-24.6636	-22.2479	-19.9878	-17.8426	-15.7853
70	-33.9880	-30.2842	-27.2982	-24.6678	-22.2585	-20.0026	-17.8599	-15.8038
71	-33.9499	-30.2656	-27.2930	-24.6719	-22.2688	-20.0168	-17.8764	-15.8213
72	-33.9157	-30.2482	-27.2882	-24.6757	-22.2782	-20.0297	-17.8913	-15.8371

Table 54

FIG. 78

Design #	Label							
	8	9	10	11	12	13	14	15
41	-12.1883	-10.3784	-8.6565	-7.0017	-5.3975	-3.8304	-2.2884	-0.7612
42	-12.2455	-10.4273	-8.6972	-7.0346	-5.4228	-3.8483	-2.2991	-0.7648
43	-12.3082	-10.4811	-8.7423	-7.0711	-5.4510	-3.8683	-2.3111	-0.7687
44	-12.3762	-10.5401	-8.7920	-7.1116	-5.4823	-3.8905	-2.3244	-0.7732
45	-12.4493	-10.6042	-8.8464	-7.1560	-5.5168	-3.9151	-2.3391	-0.7781
46	-12.4617	-10.6151	-8.8557	-7.1636	-5.5227	-3.9193	-2.3416	-0.7789
47	-12.5269	-10.6729	-8.9052	-7.2044	-5.5545	-3.9420	-2.3552	-0.7834
48	-12.6081	-10.7456	-8.9680	-7.2564	-5.5952	-3.9712	-2.3728	-0.7893
49	-12.6920	-10.8216	-9.0340	-7.3114	-5.6385	-4.0024	-2.3916	-0.7956
50	-12.7774	-10.8995	-9.1025	-7.3688	-5.6840	-4.0352	-2.4114	-0.8022
51	-12.8629	-10.9784	-9.1722	-7.4276	-5.7307	-4.0691	-2.4319	-0.8091
52	-12.9475	-11.0570	-9.2421	-7.4870	-5.7781	-4.1036	-2.4528	-0.8161
53	-13.0299	-11.1341	-9.3111	-7.5458	-5.8252	-4.1379	-2.4737	-0.8231
54	-13.1095	-11.2089	-9.3784	-7.6034	-5.8714	-4.1717	-2.4943	-0.8300
55	-13.1854	-11.2806	-9.4432	-7.6591	-5.9165	-4.2048	-2.5146	-0.8371
56	-13.2567	-11.3481	-9.5042	-7.7115	-5.9587	-4.2356	-2.5333	-0.8431
57	-13.3231	-11.4112	-9.5614	-7.7608	-5.9985	-4.2648	-2.5510	-0.8490
58	-13.3859	-11.4710	-9.6157	-7.8077	-6.0365	-4.2928	-2.5682	-0.8548
59	-13.4433	-11.5256	-9.6653	-7.8506	-6.0712	-4.3183	-2.5838	-0.8601
60	-13.4957	-11.5757	-9.7109	-7.8900	-6.1032	-4.3418	-2.5982	-0.8649
61	-13.5440	-11.6217	-9.7528	-7.9263	-6.1326	-4.3635	-2.6114	-0.8693
62	-13.5877	-11.6634	-9.7908	-7.9592	-6.1593	-4.3831	-2.6234	-0.8734
63	-13.6275	-11.7014	-9.8254	-7.9891	-6.1835	-4.4009	-2.6343	-0.8771
64	-13.6632	-11.7355	-9.8564	-8.0159	-6.2053	-4.4170	-2.6441	-0.8804
65	-13.6960	-11.7667	-9.8849	-8.0404	-6.2250	-4.4312	-2.6523	-0.8823
66	-13.7251	-11.7946	-9.9104	-8.0626	-6.2432	-4.4449	-2.6612	-0.8861
67	-13.7516	-11.8199	-9.9334	-8.0826	-6.2594	-4.4568	-2.6685	-0.8886
68	-13.7751	-11.8423	-9.9538	-8.1003	-6.2738	-4.4675	-2.6751	-0.8908
69	-13.7970	-11.8632	-9.9728	-8.1167	-6.2871	-4.4772	-2.6810	-0.8928
70	-13.8154	-11.8808	-9.9889	-8.1307	-6.2984	-4.4855	-2.6861	-0.8945
71	-13.8329	-11.8974	-10.0039	-8.1436	-6.3089	-4.4932	-2.6908	-0.8961
72	-13.8488	-11.9127	-10.0179	-8.1556	-6.3186	-4.5003	-2.6951	-0.8976

Table 55

FIG. 79

Design #	Label							
	16	17	18	19	20	21	22	23
41	0.7612	2.2885	3.8304	5.3976	7.0017	8.6565	10.3784	12.1883
42	0.7648	2.2991	3.8483	5.4228	7.0345	8.6972	10.4273	12.2455
43	0.7687	2.3111	3.8683	5.4510	7.0711	8.7423	10.4811	12.3082
44	0.7731	2.3244	3.8905	5.4823	7.1115	8.7920	10.5401	12.3762
45	0.7781	2.3391	3.9151	5.5168	7.1560	8.8464	10.6042	12.4493
46	0.7789	2.3416	3.9193	5.5227	7.1636	8.8557	10.6151	12.4617
47	0.7835	2.3553	3.9421	5.5545	7.2044	8.9052	10.6729	12.5269
48	0.7893	2.3728	3.9713	5.5952	7.2564	8.9680	10.7456	12.6082
49	0.7956	2.3916	4.0024	5.6385	7.3114	9.0340	10.8215	12.6920
50	0.8022	2.4114	4.0352	5.6839	7.3688	9.1025	10.8995	12.7774
51	0.8091	2.4319	4.0691	5.7307	7.4276	9.1722	10.9784	12.8629
52	0.8161	2.4528	4.1035	5.7780	7.4870	9.2421	11.0570	12.9475
53	0.8231	2.4737	4.1379	5.8252	7.5458	9.3111	11.1341	13.0300
54	0.8300	2.4943	4.1717	5.8714	7.6034	9.3784	11.2089	13.1095
55	0.8363	2.5138	4.2039	5.9156	7.6583	9.4425	11.2802	13.1851
56	0.8431	2.5332	4.2356	5.9586	7.7115	9.5042	11.3481	13.2567
57	0.8492	2.5512	4.2649	5.9985	7.7608	9.5614	11.4112	13.3231
58	0.8548	2.5681	4.2927	6.0364	7.8076	9.6156	11.4709	13.3859
59	0.8601	2.5838	4.3183	6.0712	7.8506	9.6653	11.5256	13.4433
60	0.8649	2.5982	4.3418	6.1032	7.8900	9.7109	11.5756	13.4957
61	0.8694	2.6114	4.3635	6.1326	7.9263	9.7529	11.6218	13.5441
62	0.8734	2.6234	4.3831	6.1593	7.9592	9.7909	11.6635	13.5878
63	0.8771	2.6343	4.4010	6.1836	7.9891	9.8255	11.7014	13.6275
64	0.8804	2.6442	4.4170	6.2053	8.0159	9.8565	11.7355	13.6632
65	0.8846	2.6543	4.4329	6.2265	8.0420	9.8864	11.7682	13.6972
66	0.8861	2.6612	4.4449	6.2432	8.0626	9.9104	11.7946	13.7251
67	0.8886	2.6685	4.4568	6.2594	8.0826	9.9335	11.8199	13.7516
68	0.8907	2.6750	4.4674	6.2737	8.1002	9.9538	11.8423	13.7751
69	0.8927	2.6809	4.4772	6.2871	8.1167	9.9728	11.8632	13.7970
70	0.8945	2.6861	4.4855	6.2984	8.1307	9.9889	11.8808	13.8154
71	0.8961	2.6907	4.4932	6.3089	8.1436	10.0039	11.8974	13.8329
72	0.8975	2.6951	4.5003	6.3186	8.1556	10.0178	11.9127	13.8488

Table 56

FIG. 80

Design #	Label							
	24	25	26	27	28	29	30	31
41	14.1134	16.1905	18.4717	21.0316	23.9797	27.4866	31.8608	37.8898
42	14.1790	16.2638	18.5502	21.1087	24.0421	27.5106	31.8072	37.6871
43	14.2500	16.3419	18.6317	21.1861	24.1016	27.5291	31.7474	37.4816
44	14.3262	16.4241	18.7155	21.2633	24.1579	27.5422	31.6820	37.2741
45	14.4070	16.5097	18.8007	21.3393	24.2106	27.5499	31.6116	37.0656
46	14.4205	16.5239	18.8147	21.3515	24.2188	27.5507	31.5997	37.0315
47	14.4915	16.5977	18.8864	21.4134	24.2593	27.5527	31.5369	36.8570
48	14.5788	16.6871	18.9717	21.4852	24.3041	27.5509	31.4590	36.6498
49	14.6677	16.7767	19.0556	21.5541	24.3449	27.5451	31.3787	36.4450
50	14.7572	16.8657	19.1374	21.6198	24.3819	27.5359	31.2972	36.2443
51	14.8459	16.9528	19.2164	21.6818	24.4151	27.5238	31.2155	36.0489
52	14.9329	17.0373	19.2921	21.7402	24.4450	27.5098	31.1347	35.8601
53	15.0171	17.1184	19.3639	21.7948	24.4717	27.4942	31.0556	35.6789
54	15.0978	17.1956	19.4318	21.8456	24.4957	27.4780	30.9793	35.5063
55	15.1741	17.2683	19.4951	21.8927	24.5173	27.4617	30.9070	35.3451
56	15.2460	17.3363	19.5540	21.9358	24.5361	27.4447	30.8371	35.1913
57	15.3127	17.3993	19.6086	21.9757	24.5532	27.4286	30.7724	35.0489
58	15.3755	17.4584	19.6592	22.0123	24.5687	27.4131	30.7114	34.9159
59	15.4328	17.5122	19.7054	22.0457	24.5825	27.3985	30.6551	34.7935
60	15.4851	17.5612	19.7474	22.0759	24.5950	27.3849	30.6036	34.6816
61	15.5333	17.6064	19.7860	22.1035	24.6060	27.3720	30.5558	34.5782
62	15.5769	17.6473	19.8210	22.1286	24.6161	27.3604	30.5125	34.4842
63	15.6165	17.6844	19.8527	22.1513	24.6251	27.3496	30.4731	34.3984
64	15.6520	17.7176	19.8810	22.1713	24.6328	27.3397	30.4376	34.3220
65	15.6856	17.7488	19.9074	22.1898	24.6396	27.3297	30.4024	34.2465
66	15.7136	17.7754	19.9304	22.2067	24.6471	27.3232	30.3760	34.1863
67	15.7400	17.8001	19.9513	22.2215	24.6528	27.3158	30.3495	34.1287
68	15.7635	17.8221	19.9702	22.2351	24.6584	27.3094	30.3258	34.0771
69	15.7853	17.8426	19.9878	22.2479	24.6636	27.3035	30.3035	34.0284
70	15.8037	17.8599	20.0026	22.2584	24.6678	27.2982	30.2842	33.9880
71	15.8213	17.8764	20.0168	22.2688	24.6719	27.2930	30.2656	33.9500
72	15.8371	17.8912	20.0297	22.2782	24.6757	27.2882	30.2482	33.9158

Table 57

FIG. 81

Design #	SNR	5	20	50	90	100
52	5.0000	2.4210	2.1790	1.9610	1.1580	0
53	5.5000	2.2640	2.0380	1.8340	1.2030	0
54	6.0000	2.1560	1.9410	1.7470	1.1460	0
55	6.3354	2.1630	1.9460	1.7520	1.1490	0
56	6.5000	2.1650	1.9490	1.7540	1.1500	0
57	7.0000	2.1710	1.9540	1.7580	1.1530	0
58	7.5000	1.6470	1.4820	1.3340	1.2000	0
59	8.0000	1.4780	1.3300	1.1970	1.0770	0
60	8.5000	1.3520	1.2170	1.0950	0.9850	0
61	9.0000	1.1480	1.0330	0.9300	0.8370	0
62	9.5000	1.0450	0.9410	0.8470	0.7620	0
63	10.0000	0.6470	0.5830	0.5240	0.4720	0
64	10.4077	0.7750	0.6970	0.6280	0.5650	0
65	10.5000	0.7540	0.6780	0.6110	0.5490	0
66	11.0000	0.5710	0.5140	0.4630	0.4160	0
67	11.5000	0.2940	0.2640	0.2380	0.2140	0
68	12.0000	0.3580	0.3220	0.2900	0.2610	0
69	12.5000	0.5400	0.4860	0.4370	0.3940	0
70	13.0000	0.1290	0.1160	0.1050	0.0940	0
71	13.5000	0.1250	0.1130	0.1010	0.0910	0
72	14.0000	0.1580	0.1420	0.1280	0.1150	0
73	14.0073	0.1600	0.1440	0.1290	0.1160	0
74	14.5000	0.2310	0.2080	0.1870	0.1690	0
75	15.0000	0.3040	0.2730	0.2460	0.2210	0
76	15.5000	0.3750	0.3380	0.3040	0.2730	0
77	16.0000	0.4460	0.4010	0.3610	0.3250	0
78	16.5000	0.5160	0.4640	0.4180	0.2850	0
79	17.0000	0.5850	0.5260	0.4730	0.2150	0
80	17.3989	0.6400	0.5760	0.5180	0.1580	0
81	17.5000	0.6530	0.5870	0.5280	0.1450	0
82	18.0000	0.7190	0.6470	0.5830	0.0760	0
83	18.5000	0.7850	0.7070	0.6360	0.0890	0
84	19.0000	0.8500	0.7650	0.6880	0.0960	0
85	19.5000	0.9350	0.8420	0.6990	0.1110	0
86	20.0000	1.0260	0.9230	0.6350	0.1230	0
87	20.5000	1.1160	1.0040	0.5820	0.1320	0
88	20.7153	1.1550	1.0390	0.5770	0.1340	0
89	21.0000	1.2060	1.0850	0.5680	0.1440	0
90	21.5000	1.1650	1.0480	0.5490	0.1590	0
91	22.0000	1.1190	1.0070	0.5300	0.1710	0
92	22.5000	0.9620	0.8660	0.5210	0.1830	0

Table 58

FIG. 82

Design #	SNR	5	20	50	90	100
93	23.0000	0.9150	0.8230	0.5100	0.1970	0
94	23.5000	0.7870	0.7080	0.5280	0.2070	0
95	24.0000	0.7510	0.6760	0.4870	0.2190	0
96	24.0617	0.7580	0.6820	0.4890	0.2160	0
97	24.5000	0.7130	0.6420	0.5010	0.2040	0
98	25.0000	0.6070	0.5460	0.3980	0.1880	0
99	25.5000	0.5710	0.5140	0.3750	0.1540	0
100	26.0000	0.5360	0.4340	0.3520	0.1440	0
101	26.5000	0.4510	0.4060	0.2960	0.1410	0
102	27.0000	0.4220	0.3800	0.3070	0.1260	0
103	27.5000	0.3940	0.3550	0.2580	0.1230	0
104	28.0000	0.3670	0.3300	0.2680	0.1140	0
105	28.5000	0.2980	0.2680	0.2410	0.1030	0
106	29.0000	0.2870	0.2580	0.2090	0.1000	0
107	29.5000	0.2770	0.2490	0.2010	0.0860	0
108	30.0000	0.2670	0.2400	0.1940	0.0930	0
109	30.5000	0.2580	0.2320	0.1880	0.0810	0
110	31.0000	0.2250	0.2030	0.1640	0.0780	0
111	31.5000	0.2430	0.2180	0.1770	0.0760	0
112	32.0000	0.2120	0.1910	0.1720	0.0740	0
113	32.5000	0.2070	0.1860	0.1510	0.0650	0
114	33.0000	0.2020	0.1820	0.1470	0.0700	0
115	33.5000	0.1980	0.1780	0.1440	0.0690	0
116	34.0000	0.1940	0.1570	0.1410	0.0600	0
117	34.5000	0.1900	0.1710	0.1380	0.0590	0
118	35.0000	0.1870	0.1680	0.1360	0.0580	0
119	35.5000	0.1830	0.1650	0.1340	0.0570	0
120	36.0000	0.1810	0.1630	0.1320	0.0560	0
121	36.5000	0.1780	0.1610	0.1300	0.0560	0
122	37.0000	0.1760	0.1590	0.1280	0.0550	0

Table 59

FIG. 83

	SNR	Opt. Cap	Std. Cap	Gain [bits]	Gain %
Design #					
1	10.0000	1.3606	1.2571	0.1036	8.2384
2	10.4000	1.4128	1.3053	0.1074	8.2297
3	10.8000	1.4659	1.3544	0.1115	8.2318
4	11.2000	1.5200	1.4042	0.1157	8.2424
5	11.6000	1.5750	1.4548	0.1201	8.2583
6	12.0000	1.6308	1.5062	0.1246	8.2756
7	12.4000	1.6874	1.5582	0.1292	8.2897
8	12.8000	1.7447	1.6110	0.1337	8.2960
9	13.2000	1.8025	1.6645	0.1380	8.2903
10	13.6000	1.8608	1.7187	0.1421	8.2687
11	14.0000	1.9195	1.7736	0.1459	8.2283
12	14.4000	1.9785	1.8292	0.1494	8.1670
13	14.8000	2.0378	1.8854	0.1524	8.0834
14	15.2000	2.0972	1.9423	0.1549	7.9771
15	15.6000	2.1568	1.9998	0.1570	7.8482
16	16.0000	2.2165	2.0580	0.1584	7.6980
17	16.4000	2.2763	2.1169	0.1594	7.5288
18	16.8000	2.3362	2.1764	0.1598	7.3447
19	17.2000	2.3964	2.2364	0.1600	7.1521
20	17.6000	2.4569	2.2971	0.1598	6.9569
21	18.0000	2.5179	2.3584	0.1595	6.7629
22	18.4000	2.5792	2.4202	0.1590	6.5699
23	18.8000	2.6408	2.4825	0.1583	6.3755
24	19.2000	2.7026	2.5454	0.1572	6.1769
25	19.6000	2.7645	2.6087	0.1558	5.9718
26	20.0000	2.8263	2.6724	0.1539	5.7588
27	20.4000	2.8881	2.7366	0.1515	5.5368
28	20.8000	2.9497	2.8011	0.1486	5.3056
29	21.2000	3.0111	2.8659	0.1452	5.0653
30	21.6000	3.0722	2.9310	0.1412	4.8171
31	22.0000	3.1330	2.9963	0.1367	4.5625
32	22.4000	3.1935	3.0617	0.1318	4.3039
33	22.8000	3.2538	3.1273	0.1265	4.0446
34	23.2000	3.3138	3.1928	0.1210	3.7892
35	23.6000	3.3738	3.2583	0.1155	3.5447
36	24.0000	3.4339	3.3236	0.1103	3.3183
37	24.4000	3.4941	3.3887	0.1054	3.1106
38	24.8000	3.5543	3.4535	0.1008	2.9189
39	25.2000	3.6143	3.5179	0.0964	2.7405
40	25.6000	3.6739	3.5817	0.0922	2.5731

Table 60

FIG. 84

Design #	SNR	Opt. Cap	Std. Cap	Gain [bits]	Gain %
41	26.0000	3.7329	3.6449	0.0880	2.4151
42	26.4000	3.7913	3.7073	0.0840	2.2653
43	26.8000	3.8489	3.7689	0.0800	2.1228
44	27.2000	3.9056	3.8295	0.0761	1.9872
45	27.6000	3.9612	3.8889	0.0723	1.8581
46	28.0000	4.0156	3.9471	0.0685	1.7352
47	28.4000	4.0687	4.0039	0.0648	1.6183
48	28.8000	4.1205	4.0593	0.0612	1.5074
49	29.2000	4.1708	4.1131	0.0577	1.4023
50	29.6000	4.2195	4.1652	0.0543	1.3029
51	30.0000	4.2665	4.2155	0.0510	1.2091
52	30.4000	4.3118	4.2640	0.0478	1.1208
53	30.8000	4.3554	4.3107	0.0447	1.0377
54	31.2000	4.3971	4.3553	0.0418	0.9597
55	31.6000	4.4370	4.3980	0.0390	0.8866
56	32.0000	4.4750	4.4387	0.0363	0.8183
57	32.4000	4.5112	4.4774	0.0338	0.7545
58	32.8000	4.5455	4.5141	0.0314	0.6951
59	33.2000	4.5779	4.5488	0.0291	0.6399
60	33.6000	4.6085	4.5816	0.0270	0.5887
61	34.0000	4.6374	4.6124	0.0250	0.5413
62	34.4000	4.6645	4.6414	0.0231	0.4974
63	34.8000	4.6899	4.6686	0.0213	0.4570
64	35.2000	4.7137	4.6940	0.0197	0.4197
65	35.6000	4.7359	4.7177	0.0182	0.3854
66	36.0000	4.7567	4.7399	0.0168	0.3539
67	36.4000	4.7759	4.7605	0.0155	0.3248
68	36.8000	4.7939	4.7796	0.0142	0.2981
69	37.2000	4.8105	4.7974	0.0131	0.2735
70	37.6000	4.8260	4.8139	0.0121	0.2508

Table 61

FIG. 85

Design #	Label							
	0	1	2	3	4	5	6	7
1	-37.9896	-30.4644	-25.8467	-26.1314	-17.8829	-18.1165	-18.8919	-18.8919
2	-38.1127	-30.7588	-25.7199	-26.1867	-17.6551	-17.8603	-18.7878	-18.7878
3	-38.2324	-31.0046	-25.6026	-26.2144	-17.4547	-17.6163	-18.7007	-18.7007
4	-38.3480	-31.2056	-25.4867	-26.2293	-17.2767	-17.4041	-18.6241	-18.6241
5	-38.4676	-31.3780	-25.3733	-26.2228	-17.1071	-17.2009	-18.5622	-18.5622
6	-38.5857	-31.5156	-25.2651	-26.2189	-16.9532	-17.0201	-18.5149	-18.5149
7	-38.7023	-31.6242	-25.1590	-26.2053	-16.8127	-16.8556	-18.4830	-18.4830
8	-38.8088	-31.7370	-25.0630	-26.1892	-16.6675	-16.6894	-18.4668	-18.4668
9	-38.9185	-31.8194	-24.9680	-26.1751	-16.5330	-16.5377	-18.4669	-18.4669
10	-39.0128	-31.8908	-24.8809	-26.1665	-16.3934	-16.3935	-18.4946	-18.4808
11	-39.0972	-31.9566	-24.7951	-26.1709	-16.2494	-16.2494	-18.5588	-18.4902
12	-39.1734	-32.0122	-24.7119	-26.1833	-16.1028	-16.1028	-18.6404	-18.5177
13	-39.2317	-32.0637	-24.6366	-26.2140	-15.9554	-15.9554	-18.7399	-18.5633
14	-39.2751	-32.1035	-24.5640	-26.2593	-15.8149	-15.8149	-18.8478	-18.6115
15	-39.3007	-32.1361	-24.4953	-26.3274	-15.6746	-15.6746	-18.9610	-18.6581
16	-39.3114	-32.1678	-24.4308	-26.4033	-15.5539	-15.5539	-19.0775	-18.7190
17	-39.2956	-32.1859	-24.3665	-26.4942	-15.4451	-15.4451	-19.1861	-18.7643
18	-39.2572	-32.1961	-24.3099	-26.5918	-15.3592	-15.3592	-19.2972	-18.8051
19	-39.1811	-32.1900	-24.2565	-26.6863	-15.3045	-15.3045	-19.4031	-18.8423
20	-39.0757	-32.1655	-24.2054	-26.7695	-15.2645	-15.2884	-19.5053	-18.8667
21	-38.9526	-32.1314	-24.1571	-26.8426	-15.2406	-15.2943	-19.6058	-18.8808
22	-38.8258	-32.1012	-24.1135	-26.9167	-15.2183	-15.3066	-19.7034	-18.8772
23	-38.7087	-32.0772	-24.0739	-26.9878	-15.1899	-15.3261	-19.8044	-18.8562
24	-38.5955	-32.0616	-24.0453	-27.0615	-15.1509	-15.3494	-19.9129	-18.8201
25	-38.4995	-32.0537	-24.0260	-27.1341	-15.0915	-15.3716	-20.0307	-18.7666
26	-38.3887	-32.0467	-24.0230	-27.2059	-15.0236	-15.4053	-20.1597	-18.7135
27	-38.3011	-32.0475	-24.0269	-27.2767	-14.9280	-15.4424	-20.2874	-18.6517
28	-38.2012	-32.0457	-24.0481	-27.3452	-14.8232	-15.4974	-20.4199	-18.6054
29	-38.0970	-32.0428	-24.0788	-27.4104	-14.7061	-15.5735	-20.5476	-18.5733
30	-37.9942	-32.0402	-24.1226	-27.4733	-14.5874	-15.6669	-20.6751	-18.5639
31	-37.8896	-32.0307	-24.1696	-27.5300	-14.4815	-15.7703	-20.7921	-18.5725
32	-37.7602	-32.0093	-24.2219	-27.5785	-14.4076	-15.8834	-20.9075	-18.6078
33	-37.6210	-31.9748	-24.2711	-27.6147	-14.3745	-16.0003	-21.0146	-18.6609
34	-37.4659	-31.9240	-24.3167	-27.6380	-14.3834	-16.1193	-21.1161	-18.7277
35	-37.2558	-31.8371	-24.3492	-27.6344	-14.4441	-16.2485	-21.2078	-18.8073
36	-37.0343	-31.7346	-24.3712	-27.6155	-14.5266	-16.3754	-21.2887	-18.8875
37	-36.8223	-31.6346	-24.3912	-27.5952	-14.6073	-16.4909	-21.3627	-18.9630
38	-36.6234	-31.5410	-24.4106	-27.5764	-14.6846	-16.5971	-21.4317	-19.0350
39	-36.4348	-31.4551	-24.4305	-27.5607	-14.7569	-16.6945	-21.4964	-19.1028
40	-36.2626	-31.3762	-24.4503	-27.5468	-14.8240	-16.7830	-21.5565	-19.1661

Table 62

FIG. 86

Design #	Label							
	8	9	10	11	12	13	14	15
1	-4.8867	-4.9004	-4.9384	-4.9384	-8.2966	-8.2966	-8.2966	-8.2966
2	-4.6751	-4.6862	-4.7081	-4.7081	-8.4448	-8.4448	-8.4448	-8.4448
3	-4.4788	-4.4861	-4.4955	-4.4955	-8.5919	-8.5919	-8.5919	-8.5919
4	-4.3010	-4.3040	-4.3041	-4.3041	-8.7310	-8.7310	-8.7309	-8.7310
5	-4.1343	-4.1343	-4.1343	-4.1343	-8.8718	-8.8718	-8.8439	-8.8590
6	-3.9886	-3.9886	-3.9886	-3.9886	-9.0005	-9.0005	-8.9338	-8.9411
7	-3.8648	-3.8648	-3.8648	-3.8648	-9.1178	-9.1178	-9.0049	-9.0095
8	-3.7549	-3.7549	-3.7549	-3.7549	-9.2115	-9.2115	-9.0480	-9.0522
9	-3.6596	-3.6596	-3.6596	-3.6596	-9.2975	-9.2975	-9.0767	-9.0806
10	-3.5781	-3.5781	-3.5781	-3.5781	-9.3738	-9.3738	-9.0841	-9.0888
11	-3.5047	-3.5047	-3.5047	-3.5047	-9.4390	-9.4390	-9.0727	-9.0756
12	-3.4382	-3.4405	-3.4422	-3.4422	-9.5005	-9.5005	-9.0418	-9.0446
13	-3.3634	-3.3645	-3.3963	-3.3963	-9.5560	-9.5560	-8.9797	-8.9852
14	-3.2885	-3.2895	-3.3659	-3.3659	-9.6161	-9.6161	-8.9046	-8.9110
15	-3.2052	-3.2060	-3.3469	-3.3469	-9.6875	-9.6875	-8.8082	-8.8128
16	-3.1075	-3.1081	-3.3491	-3.3491	-9.7668	-9.7668	-8.6863	-8.6924
17	-2.9882	-2.9886	-3.3817	-3.3817	-9.8757	-9.8757	-8.5505	-8.5580
18	-2.8321	-2.8325	-3.4491	-3.4491	-10.0165	-10.0165	-8.4009	-8.4062
19	-2.6518	-2.6520	-3.5662	-3.5662	-10.1865	-10.1865	-8.2708	-8.2773
20	-2.4665	-2.4670	-3.7236	-3.7236	-10.3678	-10.3678	-8.1735	-8.1784
21	-2.2999	-2.3000	-3.8889	-3.8889	-10.5427	-10.5427	-8.1150	-8.1175
22	-2.1688	-2.1690	-4.0375	-4.0374	-10.6914	-10.6912	-8.0831	-8.0846
23	-2.0613	-2.0615	-4.1612	-4.1612	-10.8194	-10.8139	-8.0635	-8.0639
24	-1.9769	-1.9778	-4.2608	-4.2608	-10.9280	-10.9088	-8.0512	-8.0512
25	-1.9096	-1.9100	-4.3405	-4.3404	-11.0109	-10.9766	-8.0376	-8.0382
26	-1.8540	-1.8543	-4.4028	-4.4028	-11.0860	-11.0231	-8.0244	-8.0271
27	-1.8076	-1.8079	-4.4493	-4.4493	-11.1437	-11.0386	-8.0061	-8.0137
28	-1.7695	-1.7697	-4.4839	-4.4834	-11.1975	-11.0301	-7.9793	-8.0005
29	-1.7366	-1.7375	-4.5102	-4.5054	-11.2498	-10.9907	-7.9437	-7.9872
30	-1.7056	-1.7085	-4.5263	-4.5109	-11.3084	-10.9192	-7.8885	-7.9759
31	-1.6743	-1.6820	-4.5369	-4.5029	-11.3812	-10.8181	-7.8092	-7.9711
32	-1.6412	-1.6645	-4.5506	-4.4707	-11.4808	-10.7002	-7.6972	-7.9842
33	-1.5922	-1.6618	-4.5811	-4.4082	-11.6059	-10.5959	-7.5617	-8.0307
34	-1.5015	-1.7005	-4.6507	-4.3022	-11.7483	-10.5326	-7.4197	-8.1212
35	-1.3604	-1.8172	-4.8046	-4.1939	-11.9174	-10.5546	-7.3454	-8.2770
36	-1.2306	-1.9554	-4.9865	-4.1375	-12.0877	-10.6261	-7.3448	-8.4482
37	-1.1401	-2.0669	-5.1427	-4.1180	-12.2395	-10.7040	-7.3701	-8.5986
38	-1.0762	-2.1524	-5.2714	-4.1149	-12.3745	-10.7796	-7.4026	-8.7286
39	-1.0295	-2.2193	-5.3778	-4.1198	-12.4945	-10.8504	-7.4365	-8.8403
40	-0.9949	-2.2722	-5.4664	-4.1287	-12.6006	-10.9158	-7.4698	-8.9369

Table 63

FIG. 87

Design #	Label							
	16	17	18	19	20	21	22	23
1	37.9896	30.4644	25.8467	26.1314	17.8840	18.1156	18.8918	18.8918
2	38.1127	30.7584	25.7199	26.1870	17.6592	17.8559	18.7880	18.7880
3	38.2324	31.0043	25.6028	26.2144	17.4552	17.6146	18.7012	18.7012
4	38.3481	31.2055	25.4877	26.2279	17.2817	17.3998	18.6241	18.6241
5	38.4709	31.3785	25.3703	26.2261	17.1039	17.2040	18.5613	18.5613
6	38.5876	31.5158	25.2665	26.2168	16.9530	17.0203	18.5148	18.5148
7	38.7036	31.6247	25.1590	26.2054	16.8134	16.8547	18.4830	18.4830
8	38.8190	31.7383	25.0617	26.1893	16.6677	16.6875	18.4662	18.4662
9	38.9206	31.8213	24.9676	26.1767	16.5322	16.5380	18.4673	18.4673
10	39.0151	31.8903	24.8798	26.1670	16.3936	16.3937	18.4956	18.4808
11	39.1006	31.9579	24.7937	26.1707	16.2483	16.2483	18.5580	18.4894
12	39.1747	32.0125	24.7110	26.1834	16.1027	16.1027	18.6399	18.5172
13	39.2363	32.0635	24.6352	26.2126	15.9543	15.9543	18.7381	18.5618
14	39.2827	32.1040	24.5617	26.2573	15.8141	15.8141	18.8455	18.6103
15	39.3054	32.1492	24.4924	26.3343	15.6767	15.6767	18.9609	18.6618
16	39.3154	32.1686	24.4299	26.4031	15.5534	15.5534	19.0769	18.7182
17	39.3019	32.1917	24.3732	26.5009	15.4458	15.4458	19.1926	18.7677
18	39.2700	32.2010	24.3099	26.5973	15.3577	15.3577	19.2973	18.8046
19	39.1856	32.1917	24.2575	26.6860	15.3039	15.3039	19.4019	18.8439
20	39.0802	32.1676	24.2052	26.7710	15.2637	15.2874	19.5060	18.8670
21	38.9641	32.1358	24.1539	26.8441	15.2371	15.2905	19.6022	18.8760
22	38.8320	32.1053	24.1128	26.9187	15.2187	15.3064	19.7023	18.8762
23	38.7127	32.0799	24.0745	26.9893	15.1891	15.3250	19.8044	18.8567
24	38.5954	32.0594	24.0456	27.0586	15.1515	15.3492	19.9127	18.8213
25	38.4899	32.0475	24.0243	27.1285	15.0964	15.3732	20.0287	18.7693
26	38.3824	32.0412	24.0205	27.2021	15.0260	15.4055	20.1578	18.7141
27	38.2891	32.0418	24.0259	27.2740	14.9293	15.4437	20.2878	18.6525
28	38.1905	32.0400	24.0466	27.3426	14.8250	15.4990	20.4184	18.6058
29	38.0947	32.0395	24.0794	27.4092	14.7061	15.5743	20.5482	18.5740
30	37.9807	32.0326	24.1201	27.4691	14.5922	15.6686	20.6711	18.5646
31	37.8719	32.0216	24.1675	27.5260	14.4855	15.7715	20.7904	18.5737
32	37.7537	32.0068	24.2204	27.5770	14.4074	15.8829	20.9060	18.6066
33	37.6174	31.9713	24.2707	27.6136	14.3750	16.0011	21.0154	18.6615
34	37.4551	31.9186	24.3151	27.6354	14.3847	16.1199	21.1150	18.7272
35	37.2559	31.8372	24.3493	27.6344	14.4441	16.2486	21.2080	18.8075
36	37.0344	31.7347	24.3717	27.6159	14.5265	16.3750	21.2886	18.8874
37	36.8223	31.6352	24.3917	27.5958	14.6073	16.4909	21.3631	18.9632
38	36.6227	31.5410	24.4108	27.5766	14.6843	16.5971	21.4319	19.0350
39	36.4348	31.4549	24.4303	27.5605	14.7568	16.6944	21.4963	19.1027
40	36.2577	31.3733	24.4492	27.5465	14.8249	16.7835	21.5570	19.1671

Table 64

FIG. 88

Design #	Label							
	24	25	26	27	28	29	30	31
1	4.8863	4.9008	4.9384	4.9384	8.2966	8.2966	8.2966	8.2966
2	4.6771	4.6828	4.7089	4.7089	8.4448	8.4448	8.4448	8.4448
3	4.4806	4.4849	4.4952	4.4952	8.5919	8.5919	8.5919	8.5919
4	4.3000	4.3043	4.3044	4.3044	8.7310	8.7310	8.7309	8.7310
5	4.1340	4.1340	4.1340	4.1340	8.8715	8.8715	8.8454	8.8571
6	3.9885	3.9885	3.9885	3.9885	9.0004	9.0004	8.9344	8.9402
7	3.8645	3.8645	3.8645	3.8645	9.1177	9.1177	9.0045	9.0094
8	3.7539	3.7539	3.7539	3.7539	9.2107	9.2107	9.0476	9.0509
9	3.6587	3.6587	3.6587	3.6587	9.2971	9.2971	9.0766	9.0795
10	3.5776	3.5776	3.5776	3.5776	9.3737	9.3737	9.0840	9.0886
11	3.5051	3.5051	3.5051	3.5051	9.4386	9.4386	9.0724	9.0758
12	3.4382	3.4402	3.4425	3.4425	9.5001	9.5001	9.0424	9.0444
13	3.3646	3.3653	3.3966	3.3966	9.5562	9.5562	8.9803	8.9851
14	3.2900	3.2909	3.3657	3.3657	9.6157	9.6157	8.9046	8.9107
15	3.2016	3.2024	3.3445	3.3445	9.6840	9.6840	8.8019	8.8084
16	3.1072	3.1078	3.3492	3.3492	9.7663	9.7663	8.6865	8.6925
17	2.9815	2.9818	3.3765	3.3765	9.8743	9.8743	8.5463	8.5522
18	2.8303	2.8306	3.4458	3.4458	10.0123	10.0123	8.4004	8.4055
19	2.6510	2.6514	3.5662	3.5662	10.1860	10.1860	8.2697	8.2746
20	2.4651	2.4656	3.7227	3.7227	10.3679	10.3679	8.1718	8.1771
21	2.3021	2.3023	3.8895	3.8895	10.5400	10.5400	8.1150	8.1188
22	2.1673	2.1674	4.0355	4.0355	10.6909	10.6907	8.0821	8.0840
23	2.0607	2.0609	4.1603	4.1603	10.8190	10.8132	8.0621	8.0622
24	1.9789	1.9801	4.2617	4.2617	10.9264	10.9084	8.0509	8.0509
25	1.9104	1.9107	4.3421	4.3421	11.0145	10.9797	8.0397	8.0403
26	1.8561	1.8565	4.4049	4.4049	11.0873	11.0254	8.0268	8.0295
27	1.8110	1.8115	4.4518	4.4516	11.1454	11.0398	8.0074	8.0154
28	1.7717	1.7718	4.4865	4.4856	11.1988	11.0329	7.9822	8.0028
29	1.7370	1.7382	4.5108	4.5049	11.2499	10.9921	7.9449	7.9874
30	1.7086	1.7109	4.5287	4.5159	11.3105	10.9230	7.8918	7.9785
31	1.6791	1.6867	4.5410	4.5063	11.3840	10.8214	7.8112	7.9742
32	1.6435	1.6666	4.5532	4.4731	11.4808	10.7014	7.7004	7.9858
33	1.5947	1.6635	4.5818	4.4090	11.6068	10.5950	7.5615	8.0313
34	1.5048	1.7026	4.6528	4.3052	11.7499	10.5352	7.4225	8.1237
35	1.3602	1.8169	4.8045	4.1937	11.9176	10.5546	7.3453	8.2771
36	1.2305	1.9554	4.9865	4.1375	12.0876	10.6261	7.3448	8.4481
37	1.1397	2.0664	5.1424	4.1177	12.2394	10.7038	7.3697	8.5984
38	1.0765	2.1526	5.2714	4.1151	12.3744	10.7795	7.4027	8.7283
39	1.0297	2.2195	5.3779	4.1200	12.4945	10.8505	7.4366	8.8404
40	0.9946	2.2733	5.4677	4.1294	12.6017	10.9168	7.4705	8.9375

Table 65

FIG. 89

Design #	Label							
	0	1	2	3	4	5	6	7
41	-36.1008	-31.3043	-24.4727	-27.5360	-14.8904	-16.8680	-21.6155	-19.2294
42	-35.9360	-31.2233	-24.4867	-27.5160	-14.9559	-16.9472	-21.6672	-19.2887
43	-35.7806	-31.1542	-24.5029	-27.5041	-15.0190	-17.0214	-21.7164	-19.3443
44	-35.6352	-31.0873	-24.5192	-27.4913	-15.0797	-17.0917	-21.7637	-19.3990
45	-35.4982	-31.0237	-24.5347	-27.4781	-15.1378	-17.1575	-21.8075	-19.4499
46	-35.3673	-30.9621	-24.5480	-27.4643	-15.1940	-17.2196	-21.8478	-19.4983
47	-35.2431	-30.9045	-24.5612	-27.4516	-15.2482	-17.2786	-21.8859	-19.5447
48	-35.1251	-30.8491	-24.5743	-27.4399	-15.2995	-17.3337	-21.9224	-19.5885
49	-35.0137	-30.7970	-24.5859	-27.4279	-15.3478	-17.3849	-21.9557	-19.6294
50	-34.9092	-30.7484	-24.5969	-27.4174	-15.3937	-17.4330	-21.9864	-19.6676
51	-34.8121	-30.7014	-24.6061	-27.4054	-15.4375	-17.4782	-22.0149	-19.7037
52	-34.7205	-30.6582	-24.6158	-27.3954	-15.4780	-17.5199	-22.0414	-19.7371
53	-34.6352	-30.6196	-24.6249	-27.3867	-15.5175	-17.5600	-22.0663	-19.7690
54	-34.5533	-30.5792	-24.6326	-27.3761	-15.5520	-17.5950	-22.0891	-19.7974
55	-34.4773	-30.5441	-24.6405	-27.3676	-15.5854	-17.6289	-22.1104	-19.8252
56	-34.4071	-30.5107	-24.6473	-27.3588	-15.6168	-17.6602	-22.1299	-19.8505
57	-34.3502	-30.4857	-24.6551	-27.3544	-15.6437	-17.6875	-22.1479	-19.8729
58	-34.2796	-30.4506	-24.6587	-27.3418	-15.6742	-17.7170	-22.1644	-19.8964
59	-34.2317	-30.4306	-24.6686	-27.3400	-15.6990	-17.7425	-22.1837	-19.9189
60	-34.1714	-30.3995	-24.6699	-27.3281	-15.7221	-17.7638	-22.1942	-19.9351
61	-34.1238	-30.3784	-24.6732	-27.3210	-15.7432	-17.7841	-22.2060	-19.9516
62	-34.0896	-30.3647	-24.6797	-27.3191	-15.7615	-17.8033	-22.2189	-19.9680
63	-34.0510	-30.3452	-24.6819	-27.3113	-15.7790	-17.8186	-22.2278	-19.9810
64	-34.0065	-30.3248	-24.6836	-27.3029	-15.7971	-17.8353	-22.2373	-19.9946
65	-33.9870	-30.3151	-24.6861	-27.3003	-15.8095	-17.8469	-22.2441	-20.0046
66	-33.9383	-30.2940	-24.6860	-27.2905	-15.8227	-17.8584	-22.2504	-20.0144
67	-33.9136	-30.2839	-24.6892	-27.2889	-15.8339	-17.8690	-22.2571	-20.0237
68	-33.8864	-30.2707	-24.6900	-27.2835	-15.8458	-17.8787	-22.2621	-20.0316
69	-33.8644	-30.2590	-24.6918	-27.2793	-15.8556	-17.8878	-22.2702	-20.0417
70	-33.8532	-30.2559	-24.6946	-27.2785	-15.8622	-17.8946	-22.2738	-20.0480

Table 66

FIG. 90

Design #	Label							
	8	9	10	11	12	13	14	15
41	-0.9639	-2.3151	-5.5420	-4.1386	-12.6987	-10.9783	-7.5026	-9.0228
42	-0.9464	-2.3575	-5.6158	-4.1580	-12.7915	-11.0445	-7.5436	-9.1070
43	-0.9323	-2.3910	-5.6791	-4.1763	-12.8773	-11.1053	-7.5809	-9.1812
44	-0.9206	-2.4203	-5.7352	-4.1945	-12.9566	-11.1641	-7.6180	-9.2499
45	-0.9113	-2.4459	-5.7866	-4.2135	-13.0304	-11.2204	-7.6546	-9.3133
46	-0.9057	-2.4703	-5.8347	-4.2339	-13.1000	-11.2752	-7.6917	-9.3735
47	-0.9007	-2.4913	-5.8782	-4.2532	-13.1658	-11.3280	-7.7276	-9.4299
48	-0.8974	-2.5106	-5.9185	-4.2726	-13.2266	-11.3778	-7.7624	-9.4820
49	-0.8954	-2.5280	-5.9555	-4.2912	-13.2835	-11.4251	-7.7959	-9.5311
50	-0.8941	-2.5442	-5.9897	-4.3093	-13.3363	-11.4697	-7.8278	-9.5763
51	-0.8938	-2.5595	-6.0219	-4.3270	-13.3865	-11.5127	-7.8590	-9.6197
52	-0.8935	-2.5729	-6.0512	-4.3433	-13.4322	-11.5522	-7.8881	-9.6593
53	-0.8931	-2.5848	-6.0780	-4.3586	-13.4764	-11.5906	-7.9159	-9.6970
54	-0.8945	-2.5973	-6.1035	-4.3740	-13.5152	-11.6247	-7.9418	-9.7311
55	-0.8951	-2.6080	-6.1267	-4.3877	-13.5520	-11.6572	-7.9662	-9.7632
56	-0.8962	-2.6181	-6.1484	-4.4010	-13.5865	-11.6880	-7.9895	-9.7933
57	-0.8959	-2.6258	-6.1661	-4.4114	-13.6160	-11.7137	-8.0085	-9.8184
58	-0.8988	-2.6365	-6.1881	-4.4260	-13.6493	-11.7443	-8.0327	-9.8482
59	-0.8951	-2.6398	-6.2007	-4.4321	-13.6751	-11.7666	-8.0479	-9.8690
60	-0.9010	-2.6518	-6.2211	-4.4472	-13.7014	-11.7918	-8.0692	-9.8939
61	-0.9024	-2.6585	-6.2356	-4.4566	-13.7243	-11.8127	-8.0855	-9.9143
62	-0.9000	-2.6610	-6.2455	-4.4619	-13.7442	-11.8294	-8.0985	-9.9303
63	-0.9018	-2.6673	-6.2580	-4.4703	-13.7626	-11.8473	-8.1111	-9.9467
64	-0.9052	-2.6749	-6.2728	-4.4815	-13.7825	-11.8667	-8.1275	-9.9653
65	-0.9026	-2.6767	-6.2799	-4.4849	-13.7960	-11.8791	-8.1359	-9.9762
66	33.9603	30.3071	24.6898	27.2979	-13.8110	-11.8942	-8.1503	-9.9916
67	33.9328	30.2936	24.6923	27.2931	-13.8224	-11.9045	-8.1574	-10.0003
68	33.9129	30.2833	24.6953	27.2912	-13.8356	-11.9176	-8.1666	-10.0114
69	33.8934	30.2726	24.6954	27.2862	-13.8442	-11.9260	-8.1736	-10.0191
70	33.8689	30.2608	24.6974	27.2826	-13.8515	-11.9331	-8.1788	-10.0247

Table 67

FIG. 91

Design #	Label							
	16	17	18	19	20	21	22	23
41	36.0832	31.2918	24.4666	27.5277	14.8926	16.8676	21.6111	19.2271
42	35.9342	31.2235	24.4842	27.5159	14.9566	16.9474	21.6665	19.2874
43	35.7805	31.1543	24.5029	27.5041	15.0190	17.0214	21.7164	19.3443
44	35.6352	31.0870	24.5191	27.4905	15.0796	17.0914	21.7633	19.3984
45	35.4982	31.0233	24.5342	27.4777	15.1374	17.1570	21.8070	19.4494
46	35.3673	30.9627	24.5487	27.4651	15.1941	17.2199	21.8484	19.4987
47	35.2422	30.9043	24.5614	27.4520	15.2482	17.2785	21.8858	19.5448
48	35.1237	30.8484	24.5740	27.4395	15.2997	17.3339	21.9223	19.5886
49	35.0137	30.7971	24.5856	27.4280	15.3479	17.3852	21.9555	19.6295
50	34.9092	30.7481	24.5964	27.4168	15.3937	17.4329	21.9861	19.6674
51	34.8110	30.7010	24.6060	27.4055	15.4377	17.4784	22.0146	19.7037
52	34.7190	30.6573	24.6154	27.3948	15.4781	17.5200	22.0413	19.7371
53	34.6219	30.6152	24.6238	27.3841	15.5188	17.5608	22.0661	19.7696
54	34.5528	30.5789	24.6324	27.3759	15.5522	17.5951	22.0885	19.7973
55	34.4770	30.5434	24.6399	27.3669	15.5853	17.6286	22.1097	19.8248
56	34.4070	30.5102	24.6467	27.3582	15.6167	17.6600	22.1294	19.8501
57	34.3317	30.4774	24.6520	27.3484	15.6468	17.6897	22.1473	19.8740
58	34.2782	30.4498	24.6590	27.3420	15.6744	17.7170	22.1645	19.8964
59	34.2148	30.4156	24.6583	27.3269	15.7009	17.7413	22.1763	19.9148
60	34.1707	30.3989	24.6691	27.3273	15.7220	17.7638	22.1938	19.9350
61	34.1238	30.3787	24.6734	27.3212	15.7433	17.7843	22.2062	19.9518
62	34.0673	30.3528	24.6751	27.3112	15.7644	17.8040	22.2168	19.9676
63	34.0353	30.3367	24.6789	27.3064	15.7810	17.8199	22.2269	19.9816
64	34.0008	30.3227	24.6827	27.3025	15.7981	17.8357	22.2362	19.9941
65	33.9619	30.3080	24.6854	27.2965	15.8110	17.8473	22.2443	20.0045
66	13.8061	11.8891	8.1453	9.9862	0.9048	2.6812	6.2888	4.4917
67	13.8189	11.9012	8.1540	9.9971	0.9051	2.6835	6.2959	4.4964
68	13.8302	11.9114	8.1606	10.0053	0.9042	2.6848	6.3010	4.4997
69	13.8411	11.9220	8.1674	10.0144	0.9053	2.6871	6.3073	4.5041
70	13.8486	11.9294	8.1747	10.0205	0.9075	2.6909	6.3143	4.5101

Table 68

FIG. 92

Design #	Label							
	24	25	26	27	28	29	30	31
41	0.9722	2.3227	5.5487	4.1460	12.7017	10.9833	7.5086	9.0281
42	0.9500	2.3594	5.6166	4.1599	12.7914	11.0431	7.5429	9.1063
43	0.9322	2.3910	5.6791	4.1762	12.8772	11.1053	7.5809	9.1813
44	0.9209	2.4209	5.7357	4.1952	12.9566	11.1642	7.6181	9.2501
45	0.9121	2.4467	5.7872	4.2142	13.0302	11.2204	7.6550	9.3135
46	0.9049	2.4696	5.8342	4.2333	13.1000	11.2750	7.6912	9.3731
47	0.9006	2.4913	5.8784	4.2533	13.1660	11.3282	7.7277	9.4299
48	0.8977	2.5109	5.9189	4.2729	13.2269	11.3780	7.7627	9.4824
49	0.8954	2.5282	5.9555	4.2912	13.2834	11.4250	7.7959	9.5308
50	0.8945	2.5446	5.9900	4.3096	13.3364	11.4698	7.8281	9.5765
51	0.8939	2.5597	6.0223	4.3274	13.3865	11.5127	7.8593	9.6198
52	0.8940	2.5734	6.0516	4.3438	13.4325	11.5525	7.8885	9.6597
53	0.8954	2.5870	6.0805	4.3610	13.4783	11.5928	7.9186	9.6997
54	0.8949	2.5977	6.1039	4.3744	13.5154	11.6247	7.9419	9.7310
55	0.8959	2.6087	6.1272	4.3883	13.5521	11.6574	7.9668	9.7636
56	0.8967	2.6186	6.1489	4.4015	13.5866	11.6881	7.9898	9.7935
57	0.8989	2.6287	6.1701	4.4149	13.6196	11.7179	8.0129	9.8227
58	0.8990	2.6366	6.1881	4.4260	13.6497	11.7447	8.0328	9.8485
59	0.9054	2.6498	6.2103	4.4420	13.6792	11.7728	8.0563	9.8766
60	0.9014	2.6520	6.2215	4.4475	13.7016	11.7921	8.0698	9.8948
61	0.9021	2.6581	6.2354	4.4563	13.7244	11.8127	8.0853	9.9142
62	0.9072	2.6680	6.2524	4.4685	13.7474	11.8344	8.1033	9.9355
63	0.9066	2.6717	6.2617	4.4745	13.7649	11.8501	8.1148	9.9499
64	0.9061	2.6762	6.2742	4.4825	13.7836	11.8677	8.1288	9.9665
65	0.9098	2.6826	6.2843	4.4901	13.7982	11.8819	8.1394	9.9797
66	15.8184	17.8555	22.2513	20.0130	-0.9089	-2.6857	-6.2935	-4.4962
67	15.8307	17.8666	22.2583	20.0230	-0.9098	-2.6882	-6.2999	-4.5006
68	15.8420	17.8767	22.2655	20.0326	-0.9116	-2.6914	-6.3075	-4.5061
69	15.8533	17.8867	22.2711	20.0416	-0.9137	-2.6960	-6.3143	-4.5120
70	15.8604	17.8947	22.2763	20.0492	-0.9113	-2.6943	-6.3178	-4.5139

Table 69

FIG. 93

Design #	SNR	5	20	50	90	100
1	10.0000	2.1890	1.9700	1.5960	0.6870	0
2	10.4000	2.3100	1.8710	1.5150	0.6520	0
3	10.8000	1.9750	1.7780	1.6000	0.6880	0
4	11.2000	2.0890	1.8800	1.3710	0.6550	0
5	11.6000	1.9910	1.7920	1.4520	0.6250	0
6	12.0000	1.9060	1.7150	1.3890	0.5980	0
7	12.4000	1.8330	1.6490	1.3360	0.5750	0
8	12.8000	1.9640	1.7680	1.2890	0.6020	0
9	13.2000	1.9020	1.7110	1.2470	0.5350	0
10	13.6000	1.8480	1.6630	1.2120	0.5260	0
11	14.0000	1.8000	1.6200	1.3120	0.5650	0
12	14.4000	1.7560	1.5800	1.1520	0.5350	0
13	14.8000	1.7080	1.5370	1.2450	0.5190	0
14	15.2000	1.6590	1.4930	1.2100	0.4900	0
15	15.6000	1.6040	1.4440	1.1700	0.4260	0
16	16.0000	1.5410	1.3870	1.1230	0.3490	0
17	16.4000	1.4640	1.3180	1.0670	0.4050	0
18	16.8000	1.5160	1.3640	0.9940	0.4710	0
19	17.2000	1.3880	1.2490	1.0120	0.4430	0
20	17.6000	1.3960	1.2570	1.0180	0.4130	0
21	18.0000	1.2950	1.1660	0.9440	0.4210	0
22	18.4000	1.1770	1.0590	0.8580	0.3990	0
23	18.8000	1.1830	1.0640	0.8620	0.3850	0
24	19.2000	1.0640	0.9580	0.7760	0.3410	0
25	19.6000	1.1720	1.0550	0.7690	0.3380	0
26	20.0000	1.0380	0.9340	0.7560	0.3100	0
27	20.4000	1.0060	0.9050	0.7330	0.2960	0
28	20.8000	0.9710	0.8740	0.6370	0.2960	0
29	21.2000	0.9710	0.8740	0.6370	0.2880	0
30	21.6000	0.9150	0.8230	0.6670	0.2730	0
31	22.0000	0.8600	0.7740	0.5640	0.2700	0
32	22.4000	0.7300	0.6570	0.5320	0.2540	0
33	22.8000	0.7640	0.6880	0.5010	0.2400	0
34	23.2000	0.7220	0.6500	0.4740	0.2260	0
35	23.6000	0.6820	0.5530	0.4970	0.2140	0
36	24.0000	0.6440	0.5790	0.4690	0.1980	0
37	24.4000	0.6050	0.5440	0.4410	0.1930	0
38	24.8000	0.5090	0.4580	0.3710	0.1760	0
39	25.2000	0.4750	0.4270	0.3460	0.1520	0
40	25.6000	0.4410	0.3970	0.3580	0.1610	0

Table 70

FIG. 94

Design #	SNR	5	20	50	90	100
41	26.0000	0.4560	0.4100	0.3320	0.1370	0
42	26.4000	0.4210	0.3790	0.3070	0.1310	0
43	26.8000	0.3890	0.3500	0.2830	0.1220	0
44	27.2000	0.3580	0.3220	0.2610	0.1250	0
45	27.6000	0.3660	0.3300	0.2670	0.1100	0
46	28.0000	0.3350	0.3020	0.2440	0.1050	0
47	28.4000	0.3250	0.2930	0.2370	0.1020	0
48	28.8000	0.3160	0.2840	0.2300	0.0890	0
49	29.2000	0.2760	0.2480	0.2010	0.0960	0
50	29.6000	0.2680	0.2410	0.1950	0.0840	0
51	30.0000	0.2610	0.2350	0.1900	0.0820	0
52	30.4000	0.2550	0.2290	0.1850	0.0800	0
53	30.8000	0.2480	0.2230	0.1810	0.0780	0
54	31.2000	0.2430	0.2180	0.1590	0.0760	0
55	31.6000	0.2370	0.2130	0.1730	0.0740	0
56	32.0000	0.2090	0.1880	0.1520	0.0720	0
57	32.4000	0.2050	0.1840	0.1660	0.0710	0
58	32.8000	0.2010	0.1800	0.1460	0.0700	0
59	33.2000	0.1970	0.1780	0.1440	0.0620	0
60	33.6000	0.1940	0.1740	0.1410	0.0600	0
61	34.0000	0.1910	0.1720	0.1390	0.0590	0
62	34.4000	0.1880	0.1690	0.1370	0.0650	0
63	34.8000	0.1860	0.1670	0.1350	0.0580	0
64	35.2000	0.1830	0.1650	0.1330	0.0570	0
65	35.6000	0.1820	0.1630	0.1320	0.0570	0
66	36.0000	0.1800	0.1620	0.1310	0.0560	0
67	36.4000	0.1780	0.1610	0.1300	0.0560	0
68	36.8000	0.1770	0.1590	0.1160	0.0550	0
69	37.2000	0.1760	0.1580	0.1280	0.0550	0
70	37.6000	0.1740	0.1410	0.1140	0.0540	0

Table 71

FIG. 95

**METHODS AND APPARATUSES FOR
SIGNALING WITH GEOMETRIC
CONSTELLATIONS IN A RALEIGH FADING
CHANNEL**

CROSS-REFERENCE TO RELATED
APPLICATIONS

The present invention is a continuation of U.S. patent application Ser. No. 13/179,383 entitled "Methods and Apparatuses for Signaling With Geometric Constellations in a Raleigh Fading Channel", which is issued as U.S. Pat. No. 9,191,148 on Nov. 17, 2015, to Barsoum et al., filed Jul. 8, 2011, which application claims priority as a Continuation-In-Part to U.S. patent application Ser. No. 12/156,989 entitled "Design Methodology and Method and Apparatus for Signaling with Capacity Optimized Constellation", which issued as U.S. Pat. No. 7,978,777 and claims priority to U.S. Provisional Application Ser. No. 60/933,319 entitled "New Constellations for Communications Signaling: Design Methodology and Method and Apparatus for the New Signaling Scheme" to Barsoum et al., filed Jun. 5, 2007. The present application also claims priority to U.S. Provisional Application Ser. No. 61/362,649 filed Jul. 8, 2010 entitled "Methods and Apparatuses for Signaling with Geometric Constellations in a Raleigh Fading Channel" to Barsoum et al. The disclosures of U.S. patent application Ser. Nos. 13/179,383, 12/156,989 and U.S. Provisional Application No. 61/362,649 are expressly incorporated by reference herein in their entirety.

STATEMENT OF FEDERALLY SPONSORED
RESEARCH

This invention was made with Government support under contract NAS7-03001 awarded by NASA. The Government has certain rights in this invention.

BACKGROUND

The present invention generally relates to bandwidth and/or power efficient digital transmission systems and more specifically to the use of unequally spaced constellations having increased capacity.

The term "constellation" is used to describe the possible symbols that can be transmitted by a typical digital communication system. A receiver attempts to detect the symbols that were transmitted by mapping a received signal to the constellation. The minimum distance (d_{min}) between constellation points is indicative of the capacity of a constellation at high signal-to-noise ratios (SNRs). Therefore, constellations used in many communication systems are designed to maximize d_{min} . Increasing the dimensionality of a constellation allows larger minimum distance for constant constellation energy per dimension. Therefore, a number of multi-dimensional constellations with good minimum distance properties have been designed.

Communication systems have a theoretical maximum capacity, which is known as the Shannon limit. Many communication systems attempt to use codes to be able to transmit at a rate that is closer to the capacity of a communication channel. Significant coding gains have been achieved using coding techniques such as turbo codes and LDPC codes. The coding gains achievable using any coding technique are limited by the constellation of the communication system. The Shannon limit can be thought of as being based upon a theoretical constellation known as a Gaussian

distribution, which is an infinite constellation where symbols at the center of the constellation are transmitted more frequently than symbols at the edge of the constellation. Practical constellations are finite and transmit symbols with equal likelihoods, and therefore have capacities that are less than the Gaussian capacity. The capacity of a constellation is thought to represent a limit on the gains that can be achieved using coding when using that constellation.

Prior attempts have been made to develop unequally spaced constellations. For example, a system has been proposed that uses unequally spaced constellations that are optimized to minimize the error rate of an uncoded system. Another proposed system uses a constellation with equiprobable but unequally spaced symbols in an attempt to mimic a Gaussian distribution.

Other approaches increase the dimensionality of a constellation or select a new symbol to be transmitted taking into consideration previously transmitted symbols. However, these constellations were still designed based on a minimum distance criteria.

SUMMARY OF THE INVENTION

Systems and methods are described for constructing a modulation such that the constrained capacity between a transmitter and a receiver approaches the Gaussian channel capacity limit first described by Shannon [ref Shannon 1948]. Traditional communications systems employ modulations that leave a significant gap to Shannon Gaussian capacity. The modulations of the present invention reduce, and in some cases, nearly eliminate this gap. The invention does not require specially designed coding mechanisms that tend to transmit some points of a modulation more frequently than others but rather provides a method for locating points (in a one or multiple dimensional space) in order to maximize capacity between the input and output of a bit or symbol mapper and demapper respectively. Practical application of the method allows systems to transmit data at a given rate for less power or to transmit data at a higher rate for the same amount of power.

One embodiment of the invention includes a transmitter configured to transmit signals to a receiver via a communication channel, where the transmitter, includes a coder configured to receive user bits and output encoded bits at an expanded output encoded bit rate, a mapper configured to map encoded bits to symbols in a symbol constellation, a modulator configured to generate a signal for transmission via the communication channel using symbols generated by the mapper, where the receiver, includes a demodulator configured to demodulate the received signal via the communication channel, a demapper configured to estimate likelihoods from the demodulated signal, and a decoder that is configured to estimate decoded bits from the likelihoods generated by the demapper. In addition, the symbol constellation is a PAM-8 symbol constellation having constellation points within at least one of the ranges specified in FIGS. 25-47.

In a further embodiment, the code is a Turbo code. In another embodiment, the code is a LDPC code.

In a still further embodiment, the constellation provides an increase in capacity over the Raleigh fading channel at a predetermined SNR that is at least 5% of the gain in capacity achieved by a constellation optimized for joint capacity at the predetermined SNR.

In still another embodiment, the constellation provides an increase in capacity over the Raleigh fading channel at a predetermined SNR that is at least 20% of the gain in

capacity achieved by a constellation optimized for joint capacity at the predetermined SNR.

In a yet further embodiment, the constellation provides an increase in capacity at a predetermined SNR over the Raleigh fading channel that is at least 50% of the gain in capacity achieved by a constellation optimized for joint capacity at the predetermined SNR.

In yet another embodiment, the constellation provides an increase in capacity over the Raleigh fading channel at a predetermined SNR that is at least 90% of the gain in capacity achieved by a constellation optimized for joint capacity at the predetermined SNR.

In another embodiment again, the constellation provides an increase in capacity over the Raleigh fading channel at a predetermined SNR that is at least 100% of the gain in capacity achieved by a constellation optimized for joint capacity at the predetermined SNR.

In a further additional embodiment, the constellation provides an increase in capacity over the Raleigh fading channel at a predetermined SNR that is at least 5% of the gain in capacity achieved by a constellation optimized for PD capacity at the predetermined SNR.

In another additional embodiment, the constellation provides an increase in capacity over the Raleigh fading channel at a predetermined SNR that is at least 20% of the gain in capacity achieved by a constellation optimized for PD capacity at the predetermined SNR.

In a still yet further embodiment, the constellation provides an increase in capacity over the Raleigh fading channel at a predetermined SNR that is at least 50% of the gain in capacity achieved by a constellation optimized for PD capacity at the predetermined SNR.

In still yet another embodiment, the constellation provides an increase in capacity over the Raleigh fading channel at a predetermined SNR that is at least 90% of the gain in capacity achieved by a constellation optimized for PD capacity at the predetermined SNR.

In still another embodiment again, the constellation provides an increase in capacity over the Raleigh fading channel at a predetermined SNR that is at least 100% of the gain in capacity achieved by a constellation optimized for PD capacity at the predetermined SNR.

A still further additional embodiment includes a transmitter configured to transmit signals to a receiver via a communication channel, where the transmitter, includes a coder configured to receive user bits and output encoded bits at an expanded output encoded bit rate, a mapper configured to map encoded bits to symbols in a symbol constellation, a modulator configured to generate a signal for transmission via the communication channel using symbols generated by the mapper, where the receiver, includes a demodulator configured to demodulate the received signal via the communication channel, a demapper configured to estimate likelihoods from the demodulated signal, and a decoder that is configured to estimate decoded bits from the likelihoods generated by the demapper. In addition, the symbol constellation is a PAM-16 symbol constellation having constellation points within at least one of the ranges specified in FIGS. 48-71.

Still another additional embodiment includes a transmitter configured to transmit signals to a receiver via a communication channel, where the transmitter, includes a coder configured to receive user bits and output encoded bits at an expanded output encoded bit rate, a mapper configured to map encoded bits to symbols in a symbol constellation, a modulator configured to generate a signal for transmission via the communication channel using symbols generated by

the mapper, where the receiver, includes a demodulator configured to demodulate the received signal via the communication channel, a demapper configured to estimate likelihoods from the demodulated signal, and a decoder that is configured to estimate decoded bits from the likelihoods generated by the demapper. In addition, the symbol constellation is a PAM-32 symbol constellation having constellation points within at least one of the ranges specified in FIGS. 72-95.

Another further embodiment includes a transmitter configured to transmit signals to a receiver via a communication channel, where the transmitter, includes a coder configured to receive user bits and output encoded bits at an expanded output encoded bit rate, a mapper configured to map encoded bits to symbols in a symbol constellation, a modulator configured to generate a signal for transmission via the communication channel using symbols generated by the mapper, where the receiver, includes a demodulator configured to demodulate the received signal via the communication channel, a demapper configured to estimate likelihoods from the demodulated signal, and a decoder that is configured to estimate decoded bits from the likelihoods generated by the demapper. In addition, the symbol constellation is a N-Dimensional symbol constellation, where the constellation points in at least one dimension are within at least one of the ranges specified in FIGS. 25-95.

BRIEF DESCRIPTION OF DRAWINGS

FIG. 1 is a conceptual illustration of a communication system in accordance with an embodiment of the invention.

FIG. 2 is a conceptual illustration of a transmitter in accordance with an embodiment of the invention.

FIG. 3 is a conceptual illustration of a receiver in accordance with an embodiment of the invention.

FIG. 4a is a conceptual illustration of the joint capacity of a channel.

FIG. 4b is a conceptual illustration of the parallel decoding capacity of a channel.

FIG. 5 is a flow chart showing a process for obtaining a constellation optimized for capacity for use in a communication system having a fixed code rate and modulation scheme in accordance with an embodiment of the invention.

FIG. 6a is a chart showing a comparison of Gaussian capacity and PD capacity over the AWGN channel for traditional PAM-2,4,8,16,32.

FIG. 6b is a chart showing a comparison between Gaussian capacity and joint capacity over the AWGN channel for traditional PAM-2,4,8,16,32.

FIG. 7 is a chart showing the SNR gap to Gaussian capacity for the PD capacity and joint capacity over the AWGN channel of traditional PAM-2,4,8,16,32 constellations.

FIG. 8a is a chart comparing the SNR gap to Gaussian capacity of the PD capacity for traditional and optimized PAM-2,4,8,16,32 constellations, over the AWGN channel.

FIG. 8b is a chart comparing the SNR gap to Gaussian capacity of the joint capacity for traditional and optimized PAM-2,4,8,16,32 constellations, over the AWGN channel.

FIG. 9 is a chart showing Frame Error Rate performance of traditional and PD capacity optimized PAM-32 constellations in simulations involving several different length LDPC codes, over the AWGN channel.

FIGS. 10a-10d are locus plots showing the location of constellation points of a PAM-4 constellation optimized for PD capacity and joint capacity over the AWGN channel versus user bit rate per dimension and versus SNR.

FIGS. 11a and 11b are design tables of PD capacity and joint capacity optimized PAM-4 constellations for the AWGN channel in accordance with embodiments of the invention.

FIGS. 12a-12d are locus plots showing the location of constellation points of a PAM-8 constellation optimized for PD capacity and joint capacity over the AWGN channel versus user bit rate per dimension and versus SNR.

FIGS. 13a and 13b are design tables of PD capacity and joint capacity optimized PAM-8 constellations for the AWGN channel in accordance with embodiments of the invention.

FIGS. 14a-14d are locus plots showing the location of constellation points of a PAM-16 constellation optimized for PD capacity and joint capacity over the AWGN channel versus user bit rate per dimension and versus SNR.

FIGS. 15a and 15b are design tables of PD capacity and joint capacity optimized PAM-16 constellations for the AWGN channel in accordance with embodiments of the invention.

FIGS. 16a-16d are locus plots showing the location of constellation points of a PAM-32 constellation optimized for PD capacity and joint capacity over the AWGN channel versus user bit rate per dimension and versus SNR.

FIGS. 17a and 17b are design tables of PD capacity and joint capacity optimized PAM-32 constellations for the AWGN channel in accordance with embodiments of the invention.

FIG. 18 is a chart showing the SNR gap to Gaussian capacity for traditional and capacity optimized PSK constellations over the AWGN channel.

FIG. 19 is a chart showing the location of constellation points of PD capacity optimized PSK-32 constellations over the AWGN channel.

FIG. 20 is a series of PSK-32 constellations optimized for PD capacity over the AWGN channel at different SNRs in accordance with embodiments of the invention.

FIG. 21 illustrates a QAM-64 constructed from orthogonal Cartesian product of two PD optimized PAM-8 constellations in accordance with an embodiment of the invention.

FIGS. 22a and 22b are locus plots showing the location of constellation points of a PAM-4 constellation optimized for PD capacity over a Raleigh fading channel versus user bit rate per dimension and versus SNR.

FIGS. 23a and 23b are locus plots showing the location of constellation points of a PAM-8 constellation optimized for PD capacity over a Raleigh fading channel versus user bit rate per dimension and versus SNR.

FIGS. 24a and 24b are locus plots showing the location of constellation points of a PAM-16 constellation optimized for PD capacity over a Raleigh fading channel versus user bit rate per dimension and versus SNR.

FIGS. 25-27 are tables showing the performance of geometric PAM-8 constellations optimized for Joint Capacity over a Raleigh fading channel at specific SNRs in accordance with embodiments of the invention.

FIGS. 28-30 are tables listing the constellation points corresponding to the geometric PAM-8 constellation designs optimized for Joint Capacity over a Raleigh fading channel at specific SNRs listed in FIGS. 25-27.

FIGS. 31-32 are tables showing maximum ranges for the geometric PAM-8 constellation designs optimized for Joint Capacity over a Raleigh fading channel at specific SNRs listed in FIGS. 25-27.

FIGS. 33-37 are tables showing the performance of geometric PAM-8 constellations optimized for PD Capacity

over a Raleigh fading channel at specific SNRs in accordance with embodiments of the invention.

FIGS. 38-43 are tables listing the constellation points corresponding to the geometric PAM-8 constellation designs optimized for PD Capacity over a Raleigh fading channel at specific SNRs listed in FIGS. 33-37.

FIGS. 44-47 are tables showing maximum ranges for the geometric PAM-8 constellation designs optimized for PD Capacity over a Raleigh fading channel at specific SNRs listed in FIGS. 33-37.

FIGS. 48-49 are tables showing the performance of geometric PAM-16 constellations optimized for Joint Capacity over a Raleigh fading channel at specific SNRs in accordance with embodiments of the invention.

FIGS. 50-53 are tables listing the constellation points corresponding to the geometric PAM-16 constellation designs optimized for Joint Capacity over a Raleigh fading channel at specific SNRs listed in FIGS. 48-49.

FIGS. 54-55 are tables showing maximum ranges for the geometric PAM-16 constellation designs optimized for Joint Capacity over a Raleigh fading channel at specific SNRs listed in FIGS. 48-49.

FIGS. 56-59 are tables showing the performance of geometric PAM-16 constellations optimized for PD Capacity over a Raleigh fading channel at specific SNRs in accordance with embodiments of the invention.

FIGS. 60-67 are tables listing the constellation points corresponding to the geometric PAM-16 constellation designs optimized for PD Capacity over a Raleigh fading channel at specific SNRs listed in FIGS. 56-59.

FIGS. 68-71 are tables showing maximum ranges for the geometric PAM-16 constellation designs optimized for PD Capacity over a Raleigh fading channel at specific SNRs listed in FIGS. 56-59.

FIGS. 72-73 are tables showing the performance of geometric PAM-32 constellations optimized for Joint Capacity over a Raleigh fading channel at specific SNRs in accordance with embodiments of the invention.

FIGS. 74-81 are tables listing the constellation points corresponding to the geometric PAM-32 constellation designs optimized for Joint Capacity over a Raleigh fading channel at specific SNRs listed in FIGS. 72-73.

FIGS. 82-83 are tables showing maximum ranges for the geometric PAM-32 constellation designs optimized for Joint Capacity over a Raleigh fading channel at specific SNRs listed in FIGS. 72-73.

FIGS. 84-85 are tables showing the performance of geometric PAM-32 constellations optimized for PD Capacity over a Raleigh fading channel at specific SNRs in accordance with embodiments of the invention.

FIGS. 86-93 are tables listing the constellation points corresponding to the geometric PAM-32 constellation designs optimized for PD Capacity over a Raleigh fading channel at specific SNRs listed in FIGS. 84-85.

FIGS. 94-95 are tables showing maximum ranges for the geometric PAM-32 constellation designs optimized for PD Capacity over a Raleigh fading channel at specific SNRs listed in FIGS. 84-85.

DETAILED DESCRIPTION OF THE INVENTION

Turning now to the detailed description of the invention, communication systems in accordance with embodiments of the invention are described that use signal constellations, which have unequally spaced (i.e. 'geometrically' shaped) points. In many embodiments, the communication systems

use specific geometric constellations that are capacity optimized at a specific SNR. In addition, ranges within which the constellation points of a capacity optimized constellation can be perturbed and are still likely to achieve a given percentage of the optimal capacity increase compared to a constellation that maximizes d_{min} , are also described. Capacity measures that are used in the selection of the location of constellation points include, but are not limited to, parallel decode (PD) capacity and joint capacity.

In many embodiments, the communication systems utilize capacity approaching codes including, but not limited to, LDPC and Turbo codes. As is discussed further below, direct optimization of the constellation points of a communication system utilizing a capacity approaching channel code, can yield different constellations depending on the SNR for which they are optimized. Therefore, the same constellation is unlikely to achieve the same gains applied across all code rates; that is, the same constellation will not enable the best possible performance across all rates. In many instances, a constellation at one code rate can achieve gains that cannot be achieved at another code rate. Processes for selecting capacity optimized constellations to achieve increased gains based upon a specific coding rate in accordance with embodiments of the invention are described below. Constellation points for geometric PAM-8, PAM-16, and PAM-32 constellations that are optimized for joint capacity or PD capacity at specific SNRs are also provided. Additional geometric PAM-8, PAM-16, and PAM-32 constellations that are probabilistically likely to provide performance gains compared to constellations that maximize d_{min} , which were identified by perturbing the constellation points of geometric PAM-8, PAM-16, and PAM-32 constellations optimized for joint capacity or PD capacity, are also described. The constellations are described as being probabilistically likely to provide performance gains, because all possible constellations within the ranges have not been exhaustively searched. Within each disclosed range, a large number of constellations were selected at random, and it was verified that all the selected constellations provided a gain that exceeds the given percentage of the optimal capacity increase achieved by the optimized constellations relative to a constellation that maximizes d_{min} (i.e. a PAM equally spaced constellation). In this way, ranges that are probabilistically likely to provide a performance gain that is at least a predetermined percentage of the optimal increase in capacity can be identified and a specific geometric constellation can be compared against the ranges as a guide to the increase in capacity that is likely to be achieved. In a number of embodiments, the communication systems can adapt the location of points in a constellation in response to channel conditions, changes in code rate and/or to change the target user data rate.

Communication Systems

A communication system in accordance with an embodiment of the invention is shown in FIG. 1. The communication system 10 includes a source 12 that provides user bits to a transmitter 14. The transmitter transmits symbols over a channel to a receiver 16 using a predetermined modulation scheme. The receiver uses knowledge of the modulation scheme, to decode the signal received from the transmitter. The decoded bits are provided to a sink device that is connected to the receiver.

A transmitter in accordance with an embodiment of the invention is shown in FIG. 2. The transmitter 14 includes a coder 20 that receives user bits from a source and encodes the bits in accordance with a predetermined coding scheme. In a number of embodiments, a capacity approaching code

such as a turbo code or a LDPC code is used. In other embodiments, other coding schemes can be used to providing a coding gain within the communication system. A mapper 22 is connected to the coder. The mapper maps the bits output by the coder to a symbol within a geometrically distributed signal constellation stored within the mapper. The mapper provides the symbols to a modulator 24, which modulates the symbols for transmission via the channel.

A receiver in accordance with an embodiment of the invention is illustrated in FIG. 3. The receiver 16 includes a demodulator 30 that demodulates a signal received via the channel to obtain symbol or bit likelihoods. The demapper uses knowledge of the geometrically shaped symbol constellation used by the transmitter to determine these likelihoods. The demapper 32 provides the likelihoods to a decoder 34 that decodes the encoded bit stream to provide a sequence of received bits to a sink.

Geometrically Shaped Constellations

Transmitters and receivers in accordance with embodiments of the invention utilize geometrically shaped symbol constellations. In several embodiments, a geometrically shaped symbol constellation is used that optimizes the capacity of the constellation. In many embodiments, geometrically shaped symbol constellations, which include constellation points within predetermined ranges of the constellation points of a capacity optimized constellation, and that provide improved capacity compared to constellations that maximize d_{min} are used. Various geometrically shaped symbol constellations that can be used in accordance with embodiments of the invention, techniques for deriving geometrically shaped symbol constellations are described below.

Selection of a Geometrically Shaped Constellation

Selection of a geometrically shaped constellation for use in a communication system in accordance with an embodiment of the invention can depend upon a variety of factors including whether the code rate is fixed. In many embodiments, a geometrically shaped constellation is used to replace a conventional constellation (i.e. a constellation maximized for d_{min}) in the mapper of transmitters and the demapper of receivers within a communication system. Upgrading a communication system involves selection of a constellation and in many instances the upgrade can be achieved via a simple firmware upgrade. In other embodiments, a geometrically shaped constellation is selected in conjunction with a code rate to meet specific performance requirements, which can for example include such factors as a specified bit rate, a maximum transmit power. Processes for selecting a geometric constellation when upgrading existing communication systems and when designing new communication systems are discussed further below.

Upgrading Existing Communication Systems

A geometrically shaped constellation that provides a capacity, which is greater than the capacity of a constellation maximized for d_{min} , can be used in place of a conventional constellation in a communication system in accordance with embodiments of the invention. In many instances, the substitution of the geometrically shaped constellation can be achieved by a firmware or software upgrade of the transmitters and receivers within the communication system. Not all geometrically shaped constellations have greater capacity than that of a constellation maximized for d_{min} . One approach to selecting a geometrically shaped constellation having a greater capacity than that of a constellation maximized for d_{min} is to optimize the shape of the constellation with respect to a measure of the capacity of the constellation for a given SNR. Another approach is to select a constella-

tion from a range that is probabilistically likely to yield a constellation having at least a predetermined percentage of the optimal capacity increase. Such an approach can prove useful in circumstances, for example, where an optimized constellation is unable to be implemented. Capacity measures that can be used in the optimization process can include, but are not limited to, joint capacity or parallel decoding capacity.

Joint Capacity and Parallel Decoding Capacity

A constellation can be parameterized by the total number of constellation points, M , and the number of real dimensions, d_{min} . In systems where there are no belief propagation iterations between the decoder and the constellation bit demapper, the constellation demapper can be thought of as part of the channel. A diagram conceptually illustrating the portions of a communication system that can be considered part of the channel for the purpose of determining PD capacity is shown in FIG. 4a. The portions of the communication system that are considered part of the channel are indicated by the ghost line 40. The capacity of the channel defined as such is the parallel decoding (PD) capacity, given by:

$$C_{PD} = \sum_{i=0}^{l-1} I(X_i; Y)$$

where X_i is the i th bit of the l -bits transmitted symbol, and Y is the received symbol, and $I(A;B)$ denotes the mutual information between random variables A and B .

Expressed another way, the PD capacity of a channel can be viewed in terms of the mutual information between the output bits of the encoder (such as an LDPC encoder) at the transmitter and the likelihoods computed by the demapper at the receiver. The PD capacity is influenced by both the placement of points within the constellation and by the labeling assignments.

With belief propagation iterations between the demapper and the decoder, the demapper can no longer be viewed as part of the channel, and the joint capacity of the constellation becomes the tightest known bound on the system performance. A diagram conceptually illustrating the portions of a communication system that are considered part of the channel for the purpose of determining the joint capacity of a constellation is shown in FIG. 4b. The portions of the communication system that are considered part of the channel are indicated by the ghost line 42. The joint capacity of the channel is given by:

$$C_{JOINT} = I(X; Y)$$

Joint capacity is a description of the achievable capacity between the input of the mapper on the transmit side of the link and the output of the channel (including for example AWGN and Fading channels). Practical systems must often 'demap' channel observations prior to decoding. In general, the step causes some loss of capacity. In fact it can be proven that $C_G \geq C_{JOINT} \geq C_{PD}$. That is, C_{JOINT} upper bounds the capacity achievable by C_{PD} . The methods of the present invention are motivated by considering the fact that practical limits to a given communication system capacity are limited by C_{JOINT} and C_{PD} . In several embodiments of the invention, geometrically shaped constellations are selected that maximize these measures.

Selecting a Constellation Having an Optimal Capacity

Geometrically shaped constellations in accordance with embodiments of the invention can be designed to optimize

capacity measures including, but not limited to PD capacity or joint capacity. A process for selecting the points, and potentially the labeling, of a geometrically shaped constellation for use in a communication system having a fixed code rate in accordance with an embodiment of the invention is shown in FIG. 5. The process 50 commences with the selection (52) of an appropriate constellation size M and a desired capacity per dimension η . In the illustrated embodiment, the process involves a check (52) to ensure that the constellation size can support the desired capacity. In the event that the constellation size could support the desired capacity, then the process iteratively optimizes the M -ary constellation for the specified capacity. Optimizing a constellation for a specified capacity often involves an iterative process, because the optimal constellation depends upon the SNR at which the communication system operates. The SNR for the optimal constellation to give a required capacity is not known a priori. Throughout the description of the present invention SNR is defined as the ratio of the average constellation energy per dimension to the average noise energy per dimension. In most cases the capacity can be set to equal the target user bit rate per symbol per dimension. In some cases adding some implementation margin on top of the target user bit rate could result in a practical system that can provide the required user rate at a lower SNR. The margin is code dependent. The following procedure could be used to determine the target capacity that includes some margin on top of the user rate. First, the code (e.g. LDPC or Turbo) can be simulated in conjunction with a conventional equally spaced constellation. Second, from the simulation results the actual SNR of operation at the required error rate can be found. Third, the capacity of the conventional constellation at that SNR can be computed. Finally, a geometrically shaped constellation can be optimized for that capacity.

In the illustrated embodiment, the iterative optimization loop involves selecting an initial estimate of the SNR at which the system is likely to operate (i.e. SNR_{in}). In several embodiments the initial estimate is the SNR required using a conventional constellation. In other embodiments, other techniques can be used for selecting the initial SNR. An M -ary constellation is then obtained by optimizing (56) the constellation to maximize a selected capacity measure at the initial SNR_{in} estimate. Various techniques for obtaining an optimized constellation for a given SNR estimate are discussed below.

The SNR at which the optimized M -ary constellation provides the desired capacity per dimension \square (SNR_{out}) is determined (57). A determination (58) is made as to whether the SNR_{out} and SNR_{in} have converged. In the illustrated embodiment convergence is indicated by SNR_{out} equaling SNR_{in} . In a number of embodiments, convergence can be determined based upon the difference between SNR_{out} and SNR_{in} being less than a predetermined threshold. When SNR_{out} and SNR_{in} have not converged, the process performs another iteration selecting SNR_{out} as the new SNR_{in} (55). When SNR_{out} and SNR_{in} have converged, the capacity measure of the constellation has been optimized. As is explained in more detail below, capacity optimized constellations at low SNRs are geometrically shaped constellations that can achieve significantly higher performance gains (measured as reduction in minimum required SNR) than constellations that maximize d_{min} .

The process illustrated in FIG. 5 can maximize PD capacity or joint capacity of an M -ary constellation for a given SNR. Although the process illustrated in FIG. 5 shows selecting an M -ary constellation optimized for capacity, a similar process could be used that terminates upon genera-

tion of an M-ary constellation where the SNR gap to Gaussian capacity at a given capacity is a predetermined margin lower than the SNR gap of a conventional constellation, for example 0.5 db. Alternatively, other processes that identify M-ary constellations having capacity greater than the capacity of a conventional constellation can be used in accordance with embodiments of the invention. For example, the effect of perturbations on the constellation points of optimized constellations can be used to identify ranges in which predetermined performance improvements are probabilistically likely to be obtained. The ranges can then be used to select geometrically shaped constellations for use in a communication system. A geometrically shaped constellation in accordance with embodiments of the invention can achieve greater capacity than the capacity of a constellation that maximizes d_{min} without having the optimal capacity for the SNR range within which the communication system operates.

We note that constellations designed to maximize joint capacity may also be particularly well suited to codes with symbols over GF(q), or with multi-stage decoding. Conversely constellations optimized for PD capacity could be better suited to the more common case of codes with symbols over GF(2)

Optimizing the Capacity of an M-Ary Constellation at a Given SNR

Processes for obtaining a capacity optimized constellation often involve determining the optimum location for the points of an M-ary constellation at a given SNR. An optimization process, such as the optimization process 56 shown in FIG. 5, typically involves unconstrained or constrained non-linear optimization. Possible objective functions to be maximized are the Joint or PD capacity functions. These functions may be targeted to channels including but not limited to Additive White Gaussian Noise (AWGN) or Rayleigh fading channels. The optimization process gives the location of each constellation point identified by its symbol labeling. In the case where the objective is joint capacity, point bit labelings are irrelevant meaning that changing the bit labelings doesn't change the joint capacity as long as the set of point locations remains unchanged.

The optimization process typically finds the constellation that gives the largest PD capacity or joint capacity at a given SNR. The optimization process itself often involves an iterative numerical process that among other things considers several constellations and selects the constellation that gives the highest capacity at a given SNR. In other embodiments, the constellation that requires the least SNR to give a required PD capacity or joint capacity can also be found. This requires running the optimization process iteratively as shown in FIG. 5.

Optimization constraints on the constellation point locations may include, but are not limited to, lower and upper bounds on point location, peak to average power of the resulting constellation, and zero mean in the resulting constellation. It can be easily shown that a globally optimal constellation will have zero mean (no DC component). Explicit inclusion of a zero mean constraint helps the optimization routine to converge more rapidly. Except for cases where exhaustive search of all combinations of point locations and labelings is possible it will not necessarily always be the case that solutions are provably globally optimal. In cases where exhaustive search is possible, the solution provided by the non-linear optimizer is in fact globally optimal.

The processes described above provide examples of the manner in which a geometrically shaped constellation hav-

ing an increased capacity relative to a conventional capacity can be obtained for use in a communication system having a fixed code rate and modulation scheme. The actual gains achievable using constellations that are optimized for capacity compared to conventional constellations that maximize d_{min} are considered below.

Gains Achieved by Optimized Geometrically Spaced Constellations

The ultimate theoretical capacity achievable by any communication method is thought to be the Gaussian capacity, C_G which is defined as:

$$C_G = \frac{1}{2} \log_2(1 + \text{SNR})$$

Where signal-to-noise (SNR) is the ratio of expected signal power to expected noise power. The gap that remains between the capacity of a constellation and C_G can be considered a measure of the quality of a given constellation design.

The gap in capacity between a conventional modulation scheme in combination with a theoretically optimal coder can be observed with reference to FIGS. 6a and 6b. FIG. 6a includes a chart 60 showing a comparison between Gaussian capacity and the PD capacity of conventional PAM-2, 4, 8, 16, and 32 constellations that maximize d_{min} . Gaps 62 exist between the plot of Gaussian capacity and the PD capacity of the various PAM constellations. FIG. 6b includes a chart 64 showing a comparison between Gaussian capacity and the joint capacity of conventional PAM-2, 4, 8, 16, and 32 constellations that maximize d_{min} . Gaps 66 exist between the plot of Gaussian capacity and the joint capacity of the various PAM constellations. These gaps in capacity represent the extent to which conventional PAM constellations fall short of obtaining the ultimate theoretical capacity i.e. the Gaussian capacity.

In order to gain a better view of the differences between the curves shown in FIGS. 6a and 6b at points close to the Gaussian capacity, the SNR gap to Gaussian capacity for different values of capacity for each constellation are plotted in FIG. 7. It is interesting to note from the chart 70 in FIG. 7 that (unlike the joint capacity) at the same SNR, the PD capacity does not necessarily increase with the number of constellation points. As is discussed further below, this is not the case with PAM constellations optimized for PD capacity.

FIGS. 8a and 8b summarize performance of constellations for PAM-4, 8, 16, and 32 optimized for PD capacity and joint capacity (it should be noted that BPSK is the optimal PAM-2 constellation at all code rates). The constellations are optimized for PD capacity and joint capacity for different target user bits per dimension (i.e. code rates). The optimized constellations are different depending on the target user bits per dimension, and also depending on whether they have been designed to maximize the PD capacity or the joint capacity. All the PD optimized PAM constellations are labeled using a gray labeling which is not always the binary reflective gray labeling. It should be noted that not all gray labels achieve the maximum possible PD capacity even given the freedom to place the constellation points anywhere on the real line. FIG. 8a shows the SNR gap for each constellation optimized for PD capacity. FIG. 8b shows the SNR gap to Gaussian capacity for each constellation optimized for joint capacity. Again, it should be emphasized that each '+' on the plot represents a different constellation.

Referring to FIG. 8a, the coding gain achieved using a constellation optimized for PD capacity can be appreciated by comparing the SNR gap at a user bit rate per dimension of 2.5 bits for PAM-32. A user bit rate per dimension of 2.5

bits for a system transmitting 5 bits per symbol constitutes a code rate of 1/2. At that code rate the constellation optimized for PD capacity provides an additional coding gain of approximately 1.5 dB when compared to the conventional PAM-32 constellation.

The SNR gains that can be achieved using constellations that are optimized for PD capacity can be verified through simulation. The results of a simulation conducted using a rate 1/2 LDPC code in conjunction with a conventional PAM-32 constellation and in conjunction with a PAM-32 constellation optimized for PD capacity are illustrated in FIG. 9. A chart 90 includes plots of Frame Error Rate performance of the different constellations with respect to SNR and using different length codes (i.e. $k=4,096$ and $k=16,384$). Irrespective of the code that is used, the constellation optimized for PD capacity achieves a gain of approximately 1.3 dB, which closely approaches the gain predicted from FIG. 8a.

Capacity Optimized PAM Constellations

Using the processes outlined above, locus plots of PAM constellations optimized for capacity can be generated that show the location of points within PAM constellations versus SNR. Locus plots of PAM-4, 8, 16, and 32 constellations optimized for PD capacity and joint capacity and corresponding design tables at various typical user bit rates per dimension are illustrated in FIGS. 10a-17b. The locus plots and design tables show PAM-4, 8, 16; and 32 constellation point locations and labelings from low to high SNR corresponding to a range of low to high spectral efficiency.

In FIG. 10a, a locus plot 100 shows the location of the points of PAM-4 constellations optimized for joint capacity plotted against achieved capacity. A similar locus plot 105 showing the location of the points of joint capacity optimized PAM-4 constellations plotted against SNR is included in FIG. 10b. In FIG. 10c, the location of points for PAM-4 optimized for PD capacity is plotted against achievable capacity and in FIG. 10d the location of points for PAM-4 for PD capacity is plotted against SNR. At low SNRs, the PD capacity optimized PAM-4 constellations have only 2 unique points, while the joint capacity optimized constellations have 3. As SNR is increased, each optimization eventually provides 4 unique points. This phenomenon is explicitly described in FIG. 11a and FIG. 11b where vertical slices of FIGS. 10ab and 10cd are captured in tables describing some PAM-4 constellations designs of interest. The SNR slices selected represent designs that achieve capacities = {0.5, 0.75, 1.0, 1.25, 1.5} bits per symbol (bps). Given that PAM-4 can provide at most $\log_2(4)=2$ bps, these design points represent systems with information code rates $R=\{1/4, 3/8, 1/2, 5/8, 3/4\}$ respectively.

FIGS. 12ab and 12cd present locus plots of PD capacity and joint capacity optimized PAM-8 constellation points versus achievable capacity and SNR. FIGS. 13a and 13b provide slices from these plots at SNRs corresponding to achievable capacities $\eta=\{0.5, 1.0, 1.5, 2.0, 2.5\}$ bps. Each of these slices correspond to systems with code rate $R=\eta$ bps/ $\log_2(8)$, resulting in $R=\{1/6, 1/3, 1/2, 2/3, 5/6\}$. As an example of the relative performance of the constellations in these tables, consider FIG. 13b which shows a PD capacity optimized PAM-8 constellation optimized for SNR=9.00 dB, or 1.5 bps. We next examine the plot provided in FIG. 8a and see that the gap of the optimized constellation to the ultimate, Gaussian, capacity (CG) is approximately 0.5 dB. At the same spectral efficiency, the gap of the traditional PAM-8 constellation is approximately 1.0 dB. The advantage of the optimized constellation is 0.5 dB for the same rate (in this case $R=1/2$). This gain can be obtained by only

changing the mapper and demapper in the communication system and leaving all other blocks the same.

Similar information is presented in FIGS. 14a-14d, and 15a-15b which provide loci plots and design tables for PAM-16 PD capacity and joint capacity optimized constellations. Likewise FIGS. 16a-16d, 17a and 17b provide loci plots and design tables for PAM-32 PD capacity and joint capacity optimized constellations.

Capacity Optimized PSK Constellations Over the AWGN Channel

Traditional phase shift keyed (PSK) constellations are already quite optimal. This can be seen in the chart 180 comparing the SNR gaps of traditional PSK with capacity optimized PSK constellations shown in FIG. 18 where the gap between PD capacity and Gaussian capacity is plotted for traditional PSK-4, 8, 16, and 32 and for PD capacity optimized PSK-4, 8, 16, and 32.

The locus plot of PD optimized PSK-32 points across SNR is shown in FIG. 19, which actually characterizes all PSKs with spectral efficiency $\eta \leq 5$. This can be seen in FIG. 20. Note that at low SNR (0.4 dB) the optimal PSK-32 design is the same as traditional PSK-4, at SNR=8.4 dB optimal PSK-32 is the same as traditional PSK-8, at SNR=14.8 dB optimal PSK-32 is the same as traditional PSK-16, and finally at SNRs greater than 20.4 dB optimized PSK-32 is the same as traditional PSK-32. There are SNRs between these discrete points (for instance SNR=2 and 15 dB) for which optimized PSK-32 provides superior PD capacity when compared to traditional PSK constellations.

We note now that the locus of points for PD optimized PSK-32 in FIG. 19 in conjunction with the gap to Gaussian capacity curve for optimized PSK-32 in FIG. 18 implies a potential design methodology. Specifically, the designer could achieve performance equivalent or better than that enabled by traditional PSK-4,8, and 16 by using only the optimized PSK-32 in conjunction with a single tuning parameter that controlled where the constellation points should be selected from on the locus of FIG. 19. Such an approach would couple a highly rate adaptive channel code that could vary its rate, for instance, rate 4/5 to achieve and overall (code plus optimized PSK-32 modulation) spectral efficiency of 4 bits per symbol, down to 1/5 to achieve an overall spectral efficiency of 1 bit per symbol. Such an adaptive modulation and coding system could essentially perform on the optimal continuum represented by the right-most contour of FIG. 18.

Adaptive Rate Design

In the previous example spectrally adaptive use of PSK-32 was described. Techniques similar to this can be applied for other capacity optimized constellations across the link between a transmitter and receiver. For instance, in the case where a system implements quality of service it is possible to instruct a transmitter to increase or decrease spectral efficiency on demand. In the context of the current invention a capacity optimized constellation designed precisely for the target spectral efficiency can be loaded into the transmit mapper in conjunction with a code rate selection that meets the end user rate goal. When such a modulation/code rate change occurred a message could be propagated to the receiver so that the receiver, in anticipation of the change, could select a demapper/decoder configuration in order to match the new transmit-side configuration.

Conversely, the receiver could implement a quality of performance based optimized constellation/code rate pair control mechanism. Such an approach would include some form of receiver quality measure. This could be the receiver's estimate of SNR or bit error rate. Take for example the

case where bit error rate was above some acceptable threshold. In this case, via a backchannel, the receiver could request that the transmitter lower the spectral efficiency of the link by swapping to an alternate capacity optimized constellation/code rate pair in the coder and mapper modules and then signaling the receiver to swap in the complementary pairing in the demapper/decoder modules.

Geometrically Shaped QAM Constellations

Quadrature amplitude modulation (QAM) constellations can be constructed by orthogonalizing PAM constellations into QAM in phase and quadrature components. Constellations constructed in this way can be attractive in many applications because they have low-complexity demappers.

In FIG. 21 we provide an example of a Quadrature Amplitude Modulation constellation constructed from a Pulse Amplitude Modulation constellation. The illustrated embodiment was constructed using a PAM-8 constellation optimized for PD capacity for the AWGN channel at user bit rate per dimension of 1.5 bits (corresponds to an SNR of 9.0 dB) (see FIG. 13b). The label-point pairs in this PAM-8 constellation are $\{(000, -1.72), (001, -0.81), (010, 1.72), (011, -0.62), (100, 0.62), (101, 0.02), (110, 0.81), (111, -0.02)\}$. Examination of FIG. 21 shows that the QAM constellation construction is achieved by replicating a complete set of PAM-8 points in the quadrature dimension for each of the 8 PAM-8 points in the in-phase dimension. Labeling is achieved by assigning the PAM-8 labels to the LSB range on the in-phase dimension and to the MSB range on the quadrature dimension. The resulting 8×8 outer product forms a highly structured QAM-64 for which very low-complexity de-mappers can be constructed. Due to the orthogonality of the in-phase and quadrature components the capacity characteristics of the resulting QAM-64 constellation are identical to that of the PAM-8 constellation on a per-dimension basis. The same process can be applied for constellations optimized for the Raleigh fading channel.

N-Dimensional Constellation Optimization

Rather than designing constellations in 1-D (PAM for instance) and then extending to 2-D (QAM), it is possible to take direct advantage in the optimization step of the additional degree of freedom presented by an extra spatial dimension. In general it is possible to design N-dimensional constellations and associated labelings. The complexity of the optimization step grows exponentially in the number of dimensions as does the complexity of the resulting receiver de-mapper. Such constructions constitute embodiments of the invention and simply require more 'run-time' to produce.

Capacity Optimized Constellations for Fading Channels

Similar processes to those outlined above can be used to design capacity optimized constellations for fading channels in accordance with embodiments of the invention. The processes are essentially the same with the exception that the

manner in which capacity is calculated is modified to account for the fading channel. A fading channel can be described using the following equation:

$$Y = a(t) \cdot X + N$$

where X is the transmitted signal, N is an additive white Gaussian noise signal and $a(t)$ is the fading distribution, which is a function of time.

In, the case of a fading channel, the instantaneous SNR at the receiver changes according to a fading distribution. The fading distribution is Rayleigh and has the property that the average SNR of the system remains the same as in the case of the AWGN channel, $E[X^2]/E[N^2]$. Therefore, the capacity of the fading channel can be computed by taking the expectation of AWGN capacity, at a given average SNR, over a fading distribution of a , such as the Raleigh fading distribution, that drives the distribution of the instantaneous SNR.

Many fading channels follow a Rayleigh distribution. FIGS. 22a-24b are locus plots of PAM-4, 8, and 16 constellations that have been optimized for PD capacity on a Rayleigh fading channel. Locus plots versus user bit rate per dimension and versus SNR are provided. Similar processes can be used to obtain capacity optimized constellations that are optimized using other capacity measures, such as joint capacity, and/or using different modulation schemes.

Geometric PAM-8, PAM-16, and PAM-32 Constellations

As described above, geometric constellations can be obtained that are optimized for joint or PD capacity at specific SNRs. In addition, ranges can be specified for the constellation points of a geometric constellation that are probabilistically likely to result in geometric constellations that provide at least a predetermined performance improvement relative to a constellation that maximizes d_{min} . Turning now to FIGS. 25-95, geometric PAM-8, PAM-16, and PAM-32 constellations optimized for joint and PD capacity over the Raleigh fading channel at specific SNRs are listed. The performances of the optimal constellations are compared to the performances of traditional constellations that maximize d_{min} . Ranges for the constellation points are also defined at specific SNRs, where constellations having constellation points selected from within the ranges are probabilistically likely (with probability close to one) to result in at least a predetermined performance improvement at the specified SNR relative to a traditional constellation that maximizes d_{min} .

17

The geometric constellations disclosed in FIGS. 25-95 are defined by points $y(i)$ such that $y(i)=k(x(i)+r(i))+c$. Values for $x(i)$ and bounds on $r(i)$ are provided in FIGS. 25-95 for PAM-8, PAM-16, and PAM-32 optimized for joint and PD capacity under Rayleigh fading channel conditions. For PAM-8 $0 \leq i \leq 7$, PAM-16 $0 \leq i \leq 15$, and for PAM-32 $0 \leq i \leq 31$. To achieve optimal power efficiency, c should be set to zero. The constant k can be viewed as a scaling factor that only changes the power of the constellation. For example, the constellations disclosed in FIGS. 25-95 were scaled to provide constellations with an arbitrary power of 10,912. The same constellations can be represented using any other arbitrary scaling including (but not limited to) scaling the disclosed constellations to have an arbitrary power of 16. To scale the provided constellations with an arbitrary power of 10,912 to have an arbitrary power of 16, a scaling factor of $1/26.1151297144012$ can be used. By way of example, constellation design 1 from the tables in FIGS. 86-93 can be scaled to a power of 16 as follows:

Constellation Design 1	
Power = 10,912	Power = 16
-37.9896	-1.4547
-30.4644	-1.1665
-25.8467	-0.9897
-26.1314	-1.0006
-17.8829	-0.6848
-18.1165	-0.6937
-18.8919	-0.7234
-18.8919	-0.7234
-4.8867	-0.1871
-4.9004	-0.1876
-4.9384	-0.1891
-4.9384	-0.1891
-8.2966	-0.3177
-8.2966	-0.3177
-8.2966	-0.3177
-8.2966	-0.3177
37.9896	1.4547
30.4644	1.1665
25.8467	0.9897
26.1314	1.0006
17.884	0.6848
18.1156	0.6937
18.8918	0.7234
18.8918	0.7234
4.8863	0.1871
4.9008	0.1877
4.9384	0.1891
4.9384	0.1891
8.2966	0.3177
8.2966	0.3177
8.2966	0.3177
8.2966	0.3177

Similarly, modifying k also scales the resulting maximum ranges for constellation design 1 as shown in the tables from FIGS. 94-95 as follows:

Constellation Design 1					
Percentage of Optimal Capacity Gain	5%	20%	50%	90%	100%
	Maximum ranges where $k = 1$	± 2.1890	± 1.9700	± 1.5960	± 0.6870
Maximum ranges where $k = 1/26.1151297144012$	$\pm 8.3821 \times 10^{-2}$	$\pm 7.5435 \times 10^{-2}$	$\pm 6.1114 \times 10^{-2}$	$\pm 2.6307 \times 10^{-2}$	± 0

18

By way of further example, constellation design 8 from the tables in FIGS. 86-93 can be scaled to a power of 16 as follows:

Constellation Design 8		
	Power = 10,912	Power = 16
	-38.8088	-1.4861
	-31.7370	-1.2153
	-25.0630	-0.9597
	-26.1892	-1.0028
	-16.6675	-0.6382
	-16.6894	-0.6391
	-18.4668	-0.7071
	-18.4668	-0.7071
	-3.7549	-0.1438
	-3.7549	-0.1438
	-3.7549	-0.1438
	-3.7549	-0.1438
	-9.2115	-0.3527
	-9.2115	-0.3527
	-9.0480	-0.3465
	-9.0888	-0.3480
	38.8190	1.4865
	31.7383	1.2153
	25.0617	0.9597
	26.1893	1.0028
	16.6677	0.6382
	16.6875	0.6390
	18.4662	0.7071
	18.4662	0.7071
	3.7539	0.1437
	3.7539	0.1437
	3.7539	0.1437
	3.7539	0.1437
	9.2107	0.3527
	9.2107	0.3527
	9.0476	0.3465
	9.0509	0.3466

Similarly, modifying k also scales the resulting maximum ranges for constellation design 8 as shown in the tables from FIGS. 94-95 as follows:

Constellation Design 8					
Percentage of Optimal Capacity Gain	5%	20%	50%	90%	100%
Maximum ranges where k = 1	±1.9640	±1.7680	±1.2890	±0.6020	±0
Maximum ranges where k = 1/26.1151297144012	±7.5205 × 10 ⁻²	±6.7700 × 10 ⁻²	±4.9358 × 10 ⁻²	±2.3052 × 10 ⁻²	±0

By way of further example, constellation design 13 from the tables in FIGS. 86-93 can be scaled to a power of 16 as follows:

Constellation Design 13		Constellation Design 19	
Power = 10,912	Power = 16	Power = 10,912	Power = 16
-39.2317	-1.5023	-39.1811	-1.5003
-32.0637	-1.2278	-32.19	-1.2326
-24.6366	-0.9434	-24.2565	-0.9288
-26.214	-1.0038	-26.6863	-1.0219
-15.9554	-0.6110	-15.3045	-0.5860
-15.9554	-0.6110	-15.3045	-0.5860
-18.7399	-0.7176	-19.4031	-0.7430
-18.5633	-0.7108	-18.8423	-0.7215
-3.3634	-0.1288	-2.6518	-0.1015
-3.3645	-0.1288	-2.652	-0.1016
-3.3963	-0.1301	-3.5662	-0.1366
-3.3963	-0.1301	-3.5662	-0.1366
-9.556	-0.3659	-10.1865	-0.3901
-9.556	-0.3659	-10.1865	-0.3901
-8.9797	-0.3439	-8.2708	-0.3167
-8.9852	-0.3441	-8.2773	-0.3170
39.2363	1.5024	39.1856	1.5005
32.0635	1.2278	32.1917	1.2327
24.6352	0.9433	24.2575	0.9289
26.2126	1.0037	26.686	1.0219
15.9543	0.6109	15.3039	0.5860
15.9543	0.6109	15.3039	0.5860
18.7381	0.7175	19.4019	0.7429
18.5618	0.7108	18.8439	0.7216
3.3646	0.1288	2.651	0.1015
3.3653	0.1289	2.6514	0.1015
3.3966	0.1301	3.5662	0.1366
3.3966	0.1301	3.5662	0.1366
9.5562	0.3659	10.186	0.3900
9.5562	0.3659	10.186	0.3900
8.9803	0.3439	8.2697	0.3167
8.9851	0.3441	8.2746	0.3169

Similarly, modifying k also scales the resulting maximum ranges for constellation design 13 as follows:

Constellation Design 13					
Percentage of Optimal Capacity Gain	5%	20%	50%	90%	100%
Maximum ranges where k = 1	±1.7080	±1.5370	±1.2450	±0.5190	±0
Maximum ranges where k = 1/26.1151297144012	±6.5403 × 10 ⁻²	±5.8855 × 10 ⁻²	±4.7674 × 10 ⁻²	±1.9874 × 10 ⁻²	±0

By way of further example, constellation design 19 from the tables in FIGS. 86-93 can be scaled to a power of 16 as follows:

Similarly, modifying k also scales the resulting maximum ranges for constellation design 19 as shown in the tables from FIGS. 94-95 as follows:

Constellation Design 19					
Percentage of Optimal Capacity Gain	5%	20%	50%	90%	100%
Maximum ranges where k = 1	±1.3880	±1.2490	±1.0120	±0.4430	±0
Maximum ranges where k = 1/26.1151297144012	±5.3145 × 10 ⁻²	±4.7827 × 10 ⁻²	±3.8751 × 10 ⁻²	±1.6963 × 10 ⁻²	±0

By way of further example, constellation design 24 from the tables in FIGS. 86-93 can be scaled to a power of 16 as follows:

Constellation Design 24			Constellation Design 26	
Power = 10,912	Power = 16		Power = 10,912	Power = 16
-38.5955	-1.4779	15	-38.3887	-1.4700
-32.0616	-1.2277		-32.0467	-1.2271
-24.0453	-0.9207	20	-24.023	-0.9199
-27.0615	-1.0362		-27.2059	-1.0418
-15.1509	-0.5802		-15.0232	-0.5753
-15.3494	-0.5878	25	-15.4053	-0.5899
-19.9129	-0.7625		-20.1597	-0.7720
-18.8201	-0.7207		-18.7135	-0.7166
-1.9769	-0.0757		-1.854	-0.0710
-1.9778	-0.0757		-1.8543	-0.0710
-4.2608	-0.1632	30	-4.4028	-0.1686
-4.2608	-0.1632		-4.4028	-0.1686
-10.928	-0.4185		-11.086	-0.4245
-10.9088	-0.4177		-11.0231	-0.4221
-8.0512	-0.3083		-8.0244	-0.3073
-8.0512	-0.3083		-8.0271	-0.3074
38.5954	1.4779		38.3284	1.4677
32.0594	1.2276	35	32.0412	1.2269
24.0456	0.9208		24.0205	0.9198
27.0586	1.0361		27.2021	1.0416
15.1515	0.5802		15.026	0.5754
15.3492	0.5878		15.4055	0.5899
19.9127	0.7625		20.1578	0.7719
18.8213	0.7207	40	18.7141	0.7166
1.9789	0.0758		1.8561	0.0711
1.9801	0.0758		1.8565	0.0711
4.2617	0.1632		4.4049	0.1687
4.2617	0.1632		4.4049	0.1687
10.9264	0.4184		11.0873	0.4246
10.9084	0.4177	45	11.0254	0.4222
8.0509	0.3083		8.0268	0.3074
8.0509	0.3083		8.0295	0.3075

Similarly, modifying k also scales the resulting maximum ranges for constellation design 24 as shown in the tables from FIGS. 94-95 as follows:

Constellation Design 24					
Percentage of Optimal Capacity Gain	5%	20%	50%	90%	100%
Maximum ranges where k = 1	±1.0640	±0.9580	±0.7760	±0.3410	±0
Maximum ranges where k = 1/26.1151297144012	±4.0743 × 10 ⁻²	±3.6684 × 10 ⁻²	±2.9715 × 10 ⁻²	±1.3058 × 10 ⁻²	±0

By way of further example, constellation design 26 from the tables in FIGS. 86-93 can be scaled to a power of 16 as follows:

Similarly, modifying k also scales the resulting maximum ranges for constellation design 26 as shown in the tables from FIGS. 94-95 as follows:

Constellation Design 26					
Percentage of Optimal Capacity Gain	5%	20%	50%	90%	100%
Maximum ranges where k = 1	±1.0380	±0.9340	±0.7560	±0.3100	±0
Maximum ranges where k = 1/26.1151297144012	$\pm 3.9747 \times 10^{-2}$	$\pm 3.5765 \times 10^{-2}$	$\pm 2.8949 \times 10^{-2}$	$\pm 1.1871 \times 10^{-2}$	±0

By way of further example, constellation design 32 from the tables in FIGS. 86-93 can be scaled to a power of 16 as follows:

Constellation Design 32			Constellation Design 37	
Power = 10,912	Power = 16		Power = 10,912	Power = 16
-37.7602	-1.4459	15	-36.8223	-1.4100
-32.0093	-1.2257		-31.6346	-1.2114
-24.2219	-0.9275	20	-24.3912	-0.9340
-27.5785	-1.0560		-27.5952	-1.0567
-14.4076	-0.5517		-14.6073	-0.5593
-15.8834	-0.6082	25	-16.4909	-0.6315
-20.9075	-0.8006		-21.3627	-0.8180
-18.6078	-0.7125		-18.963	-0.7261
-1.6412	-0.0628	30	-1.1401	-0.0437
-1.6645	-0.0637		-2.0669	-0.0791
-4.5506	-0.1743		-5.1427	-0.1969
-4.4707	-0.1712	35	-4.118	-0.1577
-11.4808	-0.4396		-12.2395	-0.4687
-10.7002	-0.4097	40	-10.704	-0.4099
-7.6972	-0.2947		-7.3701	-0.2822
-7.9842	-0.3057	45	-8.5986	-0.3293
37.7537	1.4457		36.8223	1.4100
32.0068	1.2256	50	31.6352	1.2114
24.2204	0.9274		24.3917	0.9340
27.577	1.0560	55	27.5958	1.0567
14.4047	0.5516		14.6073	0.5593
15.8829	0.6082	60	16.4909	0.6315
20.906	0.8005		21.3631	0.8180
18.6066	0.7125	65	18.9632	0.7261
1.6435	0.0629		1.1397	0.0436
1.6666	0.0638	70	2.0664	0.0791
4.5532	0.1744		5.1424	0.1969
4.4731	0.1713	75	4.1177	0.1577
11.4808	0.4396		12.2394	0.4687
10.7014	0.4098	80	10.7038	0.4099
7.7004	0.2949		7.3697	0.2822
7.9858	0.3058	85	8.5984	0.3292

Similarly, modifying k also scales the resulting maximum ranges for constellation design 32 as shown in the tables from FIGS. 94-95 as follows:

Constellation Design 32					
Percentage of Optimal Capacity Gain	5%	20%	50%	90%	100%
Maximum ranges where k = 1	±0.7300	±0.6570	±0.5320	±0.2540	±0
Maximum ranges where k = 1/26.1151297144012	$\pm 2.7953 \times 10^{-2}$	$\pm 2.5158 \times 10^{-2}$	$\pm 2.0371 \times 10^{-2}$	$\pm 0.9726 \times 10^{-2}$	±0

By way of further example, constellation design 37 from the tables in FIGS. 86-93 can be scaled to a power of 16 as follows:

Similarly, modifying k also scales the resulting maximum ranges for constellation design 37 as shown in the tables from FIGS. 94-95 as follows:

Constellation Design 37					
Percentage of Optimal Capacity Gain	5%	20%	50%	90%	100%
Maximum ranges where k = 1	±0.6050	±0.5440	±0.4410	±0.1930	±0
Maximum ranges where k = 1/26.1151297144012	$\pm 2.3167 \times 10^{-2}$	$\pm 2.0831 \times 10^{-2}$	$\pm 1.6887 \times 10^{-2}$	$\pm 0.7390 \times 10^{-2}$	±0

By way of further example, constellation design 43 from the tables in FIGS. 86-93 can be scaled to a power of 16 as follows:

Constellation Design 43		Constellation Design 52	
Power = 10,912	Power = 16	Power = 10,912	Power = 16
-35.7806	-1.3701	-34.7205	-1.3295
-31.1542	-1.1930	-30.6582	-1.1740
-24.5029	-0.9383	-24.6158	-0.9426
-27.5041	-1.0532	-27.3954	-1.0490
-15.019	-0.5751	-15.478	-0.5927
-17.0214	-0.6518	-17.5199	-0.6709
-21.7164	-0.8316	-22.0414	-0.8440
-19.3443	-0.7407	-19.7371	-0.7558
-0.9323	-0.0357	-0.8935	-0.0342
-2.391	-0.0916	-2.5729	-0.0985
-5.6791	-0.2175	-6.0512	-0.2317
-4.1763	-0.1599	-4.3433	-0.1663
-12.8773	-0.4931	-13.4322	-0.5143
-11.1053	-0.4252	-11.5522	-0.4424
-7.5809	-0.2903	-7.8881	-0.3021
-9.1812	-0.3516	-9.6593	-0.3699
35.7805	1.3701	34.719	1.3295
31.1543	1.1930	30.6573	1.1739
24.5029	0.9383	24.6154	0.9426
27.5041	1.0532	27.3948	1.0490
15.019	0.5751	15.4781	0.5927
17.0214	0.6518	17.52	0.6709
21.7164	0.8316	22.0413	0.8440
19.3443	0.7407	19.7371	0.7558
0.9322	0.0357	0.894	0.0342
2.391	0.0916	2.5734	0.0985
5.6791	0.2175	6.0516	0.2317
4.1762	0.1599	4.3438	0.1663
12.8772	0.4931	13.4325	0.5144
11.1053	0.4252	11.5525	0.4424
7.5809	0.2903	7.8885	0.3021
9.1813	0.3516	9.5697	0.3664

Similarly, modifying k also scales the resulting maximum ranges for constellation design 43 as shown in the tables from FIGS. 94-95 as follows:

Constellation Design 43					
Percentage of Optimal Capacity Gain	5%	20%	50%	90%	100%
Maximum ranges where k = 1	±0.3890	±0.3500	±0.2830	±0.1220	±0
Maximum ranges where k = 1/26.1151297144012	$\pm 1.4896 \times 10^{-2}$	$\pm 1.3402 \times 10^{-2}$	$\pm 1.0837 \times 10^{-2}$	$\pm 0.4672 \times 10^{-2}$	±0

By way of further example, constellation design 52 from the tables in FIGS. 86-93 can be scaled to a power of 16 as follows:

Similarly, modifying k also scales the resulting maximum ranges for constellation design 52 as shown in the tables from FIGS. 94-95 as follows:

Constellation Design 52					
Percentage of Optimal Capacity Gain	5%	20%	50%	90%	100%
Maximum ranges where $k = 1$	± 0.2550	± 0.2290	± 0.1850	± 0.0800	± 0
Maximum ranges where $k = 1/26.1151297144012$	$\pm 0.9764 \times 10^{-2}$	$\pm 0.8769 \times 10^{-2}$	$\pm 0.7084 \times 10^{-2}$	$\pm 0.3063 \times 10^{-2}$	± 0

As one can readily appreciate, modifying k also scales the resulting maximum ranges for any geometric PAM-32 constellation designs optimized for PD Capacity over a Raleigh fading channel at specific SNRs.

In addition to optimized constellations, FIGS. 25-95 specify ranges for the points of a geometric constellation, where selecting the points of a constellation from within the ranges is probabilistically likely to provide a geometric constellation having at least a predetermined performance improvement relative to a constellation that maximizes d_{min} . The ranges are expressed as a maximum value for the constellation range parameter, $r(i)$, which specifies the amount by which the point $x(i)$ in the constellation is perturbed relative to the location of the corresponding point in the optimal constellation. A communication system using a constellation formed from constellation points selected from within the ranges specified by the maximum value (i.e. $-r_{max} \leq r(i) \leq r_{max}$) is probabilistically likely to achieve a predetermined performance improvement relative to a constellation that maximizes d_{min} . The predetermined performance improvements associated with the ranges specified in FIGS. 25-95 are expressed in terms of a percentage of the increase in capacity achieved by the optimized constellation relative to a constellation that maximizes d_{min} . Constellations formed from constellation points selected from within the ranges are probabilistically likely to achieve an increase in capacity at least as great as the indicated percentage.

With regard to the specific tables shown in FIGS. 25-95, each table is one of three different types of table. A first set of tables shows the performance of specific geometric constellations optimized for joint capacity or PD capacity. These tables include 6 columns. The first column enumerates a design number. The second column provides the SNR at which the constellation was optimized for the design defined by the entry in the first column. The third column provides the capacity achieved by the optimized constellation (Opt. Cap) at the SNR given in the second column. The fourth column provides the capacity achieved (Std. Cap) by a traditional uniformly spaced constellation i.e. a PAM constellation that maximizes d_{min} (with the same number of points as the optimized constellation and where binary reflective gray labeling is assumed) at the SNR given in the second column. The fifth column shows the gain in bits per transmission provided by the optimized constellation over a constellation that maximizes d_{min} . The sixth column shows the percentage gain in capacity provided by the optimized constellation over the capacity provided by the traditional uniformly spaced constellation.

A second set of tables lists the constellation points of the designs indicated in the first set of tables. These tables contain 9 columns. The first column enumerates a design number. The remaining 8 columns describe a constellation point $x(i)$ enumerated by label in the second row of the table.

Labels are given in decimal number format. With PAM 8 as an example, a label of 011 is given as the decimal number 15 3.

The third set of tables specifies maximum perturbation ranges for the capacity optimized constellations indicated in the first set of tables, where the maximum ranges correspond to a high probabilistic likelihood of at least a predetermined performance improvement relative to a constellation that maximizes d_{min} . These tables contain 8 columns. The first enumerates a design number (corresponding to a design from one of the aforementioned tables). The second column provides the SNR for the design defined by the entry in the first column. The remaining 5 columns describe parameter r_{max} which is the maximum amount any point in the designed constellation may be perturbed (in either the positive or negative direction) and still retain, with probability close to unity, at least the gain noted by each column header of the joint or PD capacity as a percentage of the gain provided by the corresponding optimized point design over a traditional constellation that maximizes d_{min} (all at the given SNR). Each table has a last column showing that if 100% of the gain afforded by the optimized constellation is desired, then parameter $r(i)$ must be equal to zero (no deviation from designed points described in the point specification tables).

Labelling of Constellations Using Cyclically Rotated Binary Reflective Gray Labels

In performing optimization with respect to PD capacity, a conjecture can be made that constraining the optimization process to the subsequently described class of labelings results in no or negligible loss in PD capacity (the maximum observed loss is 0.005 bits, but in many cases there is no loss at all). Use of this labeling constraint speeds the optimization process considerably. We note that joint capacity optimization is invariant to choice of labeling. Specifically, joint capacity depends only on point locations whereas PD capacity depends on point locations and respective labelings.

The class of cyclically rotated binary reflective gray labels can be used. The following example, using constellations with cardinality 8, describes the class of cyclically rotated binary reflective gray labels. Given for example the standard gray labeling scheme for PAM-8:

- 000, 001, 011, 010, 110, 111, 101, 100
- Application of a cyclic rotation, one step left, yields: 001, 011, 010, 110, 111, 101, 100, 000
- Application of a cyclic rotation, two steps left, yields: 011, 010, 110, 111, 101, 100, 000, 001

For a constellation with cardinality 8, cyclic rotations of 0 to 7 steps can be applied. It should be noted that within this class of labelings, some labelings perform better than others. It should also be noted that different rotations may yield labelings that are equivalent (through trivial column swapping and negation operations). In general, labelings can be

expressed in different but equivalent forms through trivial operations such as column swapping and negation operations. For example the binary reflective gray labels with one step rotation:

001, 011, 010, 110, 111, 101, 100, 000

Can be shown to be equivalent to:

000, 001, 011, 111, 101, 100, 110, 010

The above equivalence can be shown by the following steps of trivial operations:

1) Negate the third column. This gives

000, 010, 011, 111, 110, 100, 101, 001

2) Swap the second and third columns. This gives

000, 001, 011, 111, 101, 100, 110, 010

The two labelings are considered equivalent because they yield the same PD Capacity as long as the constellation points locations are the same.

In the constellation point specifications shown in FIGS. 25-95, a labeling can be interchanged by any equivalent labeling without affecting the performance parameters. A labeling used in the specifications may not directly appear to be a cyclically rotated binary reflective gray labeling, but it can be shown to be equivalent to one or more cyclically rotated binary reflective gray labelings.

Prior Art Geometric Constellations

Geometric constellations have been specified in the prior art in attempts to achieve performance gains relative to constellations that maximize d_{min} . Examples of such constellations are disclosed in Sommer and Fettweis, "Signal Shaping by Non-Uniform QAM for AWGN Channels and Applications Using Turbo Coding" *ITG Conference Source and Channel Coding*, p. 81-86, 2000. The specific constellations disclosed by Sommer and Fettweis for PAM-8, PAM-16, and PAM-32 are as follows:

PAM-8:

-1.6630	-0.9617	-0.5298	-0.1705	0.1705	0.5298	0.9617	1.6630
---------	---------	---------	---------	--------	--------	--------	--------

PAM-16:

-1.9382	-1.3714	-1.0509	-0.8079	-0.6026	-0.4185	-0.2468
-0.0816	0.0816	0.2468	0.4185	0.6026	0.8079	1.0509
1.3714	1.9382					

PAM-32:

-2.1970	-1.7095	-1.4462	-1.2545	-1.0991	-0.9657	-0.8471
-0.7390	-0.6386	-0.5441	-0.4540	-0.3673	-0.2832	-0.2010
-0.1201	-0.0400	0.0400	0.1201	0.2010	0.2832	0.3673
0.4540	0.5441	0.6386	0.7390	0.8471	0.9657	1.0991
1.2545	1.4462	1.7095	2.1970			

Another class of geometric constellations is disclosed in Long et al., "Approaching the AWGN Channel Capacity without Active Shaping" *Proceedings of International Symposium on Information Theory*, p. 374, 1997. The specific PAM-8, PAM-16, and PAM-32 constellations disclosed by Long et al. are as follows:

PAM-8:

-3	-1	-1	-1	1	1	1	3
----	----	----	----	---	---	---	---

PAM-16:

-4	-2	-2	-2	-2	0	0	0	0	0	0	0	2	2	2	2	4
----	----	----	----	----	---	---	---	---	---	---	---	---	---	---	---	---

PAM-32:

-5	-3	-3	-3	-3	-3	-1	-1	-1	-1	-1	-1	-1	-1	-1
-1	1	1	1	1	1	1	1	1	1	1	1	3	3	3
3	5													

The above prior art constellations are geometric and can provide performance improvements at some SNRs relative to constellations that maximize d_{min} . The performance of the constellations varies with SNR and at certain SNRs the constellations are proximate to capacity optimized constellations. Therefore, the ranges specified in FIGS. 25-95 are defined so that prior art constellations are excluded at the specific SNRs at which these constellations are proximate to a capacity optimized constellation.

Constructing Multidimensional Constellations

The tables shown in FIGS. 25-95 can be used to identify optimal N-dimensional constellations. The optimized multidimensional constellation can be determined by finding the Cartesian power X^n and the resulting labeling constructed by finding the corresponding Cartesian power of L^n . Ranges within which the multi-dimensional constellation points can be selected (i.e. perturbed), can then be defined with respect to each constellation point of the constructed multi-dimensional constellation, using an n-dimensional perturbation vector, such that each component of the perturbation vector has a magnitude that is less than r_{max} defined by the range tables.

Example of a QAM Constellation

The optimized constellation points for a PAM-8 constellation optimized for PD capacity at SNR=9 dB are as follows:

-7.3992	-4.8128	-1.3438	-2.0696	7.3991	4.8129	1.3438	2.0691
---------	---------	---------	---------	--------	--------	--------	--------

The labelings corresponding to the above PAM-8 constellation points are:

000	001	010	011	100	101	110	111
-----	-----	-----	-----	-----	-----	-----	-----

Using this PAM-8 constellation, it is possible to construct a QAM-64 constellation. While PAM-8 maps 3 bits to one dimension, QAM-64 maps 6 bits to two dimensions. The first three bits will determine the location in the X-dimension and the second three bits will determine the location in the Y-dimension. The resulting QAM-64 constellation for example will map the bits 000 010 to the two dimensional constellation point (-7.3992, -1.3438), and 111 110 to the two dimensional constellation point (2.0691, 1.3438). The points corresponding to the remaining labels can be derived in a similar manner.

The ranges shown in FIGS. 25-95 can be utilized to select QAM constellations in a similar manner to that outlined above with respect to the selection of a PAM-8 constellation based upon ranges specified with respect to a PAM-8 constellation optimized for PD capacity at 9 dB. A range of 0.282 can be applied to every component of each two dimensional constellation point (based on the 50% of the achievable gain in capacity column). For example, the two points (-7.4992, -1.1438) and (2.2691, 1.1438) are within

the ranges as they are spaced distances $(-0.1, 0.2)$ and $(0.2, -0.2)$ respectively from the optimized constellation points. In this way, the ranges can be used to identify constellations that are probabilistically likely to result in a performance improvement relative to a constellation that maximizes d_{min} .

The same procedure can apply to a constellation optimized for joint capacity.

However, the choice of labeling does not affect joint capacity. The above procedure can similarly be applied to an N-dimensional constellation constructed from a PAM constellation.

Although the present invention has been described in certain specific embodiments, many additional modifications and variations would be apparent to those skilled in the art. It is therefore to be understood that the present invention may be practiced otherwise than specifically described, without departing from the scope and spirit of the present invention. Thus, embodiments of the present invention should be considered in all respects as illustrative and not restrictive.

What is claimed is:

1. A digital communication system, comprising:
 a transmitter configured to transmit signals to a receiver via a communication channel;
 wherein the transmitter, comprises:
 a coder configured to receive user bits and output encoded bits at an expanded output encoded bit rate;
 a mapper configured to map encoded bits to symbols in a symbol constellation;
 a modulator configured to generate a signal for transmission via the communication channel using symbols generated by the mapper;
 wherein the receiver, comprises:
 a demodulator configured to demodulate the received signal via the communication channel;
 a demapper configured to estimate likelihoods from the a demodulated signal;
 a decoder that is configured to estimate decoded bits from the likelihoods generated by the demapper; and
 wherein the symbol constellation is a non-uniform QAM constellation formed by orthogonalizing a first PAM-32 symbol constellation and a second PAM-32 symbol constellation, wherein the first PAM-32 symbol constellation achieves at least 50% of the gain in parallel decode capacity at a given SNR achieved by a non-uniform PAM-32 symbol constellation optimized for parallel decode capacity at the given SNR relative to a uniform PAM-32 symbol constellation.

2. The digital communication system of claim 1, wherein the first PAM-32 symbol constellation and the second PAM-32 symbol constellation are identical.

3. The digital communication system of claim 1, wherein the first PAM-32 symbol constellation comprises a set of constellation points where each point is within 6.1114×10^{-2} from the following constellation points: $-1.4547, -1.1665, -0.9897, -1.0006, -0.6848, -0.6937, -0.7234, -0.7234, -0.1871, -0.1876, -0.1891, -0.1891, -0.3177, -0.3177, -0.3177, 1.4547, 1.1665, 0.9897, 1.0006, 0.6848, 0.6937, 0.7234, 0.7234, 0.1871, 0.1877, 0.1891, 0.1891, 0.3177, 0.3177, 0.3177, 0.3177$.

4. The digital communication system of claim 1, wherein the first PAM-32 symbol constellation achieves at least 90% of the gain in parallel decode capacity of the given parallel decode capacity achieved by a non-uniform PAM-32 symbol constellation optimized for parallel decode capacity at the given SNR relative to a uniform PAM-32 symbol constellation, and wherein the first PAM-32 symbol constellation

comprises a set of constellation points where each point is within 2.6307×10^{-2} from the following constellation points: $-1.4547, -1.1665, -0.9897, -1.0006, -0.6848, -0.6937, -0.7234, -0.7234, -0.1871, -0.1876, -0.1891, -0.1891, -0.3177, -0.3177, -0.3177, -0.3177, 1.4547, 1.1665, 0.9897, 1.0006, 0.6848, 0.6937, 0.7234, 0.7234, 0.1871, 0.1877, 0.1891, 0.1891, 0.3177, 0.3177, 0.3177, 0.3177$.

5. The digital communication system of claim 1, wherein the first PAM-32 symbol constellation achieves 100% of the gain in parallel decode capacity of the given parallel decode capacity achieved by a non-uniform PAM-32 symbol constellation optimized for parallel decode capacity at the given SNR relative to a uniform PAM-32 symbol constellation, and wherein the first PAM-32 symbol constellation comprises the following set of constellation points: $-1.454, -1.1665, -0.9897, -1.0006, -0.6848, -0.6937, -0.7234, -0.7234, -0.1871, -0.1876, -0.1891, -0.1891, -0.3177, -0.3177, -0.3177, 1.4547, 1.1665, 0.9897, 1.0006, 0.6848, 0.6937, 0.7234, 0.7234, 0.1871, 0.1877, 0.1891, 0.1891, 0.3177, 0.3177, 0.3177, 0.3177$.

6. The digital communication system of claim 1, wherein the first PAM-32 symbol constellation comprises a set of constellation points where each point is within 4.9358×10^{-2} from the following constellation points: $-1.4861, -1.2153, -0.9597, -1.0028, -0.6382, -0.6391, -0.7071, -0.7071, -0.1438, -0.1438, -0.1438, -0.1438, -0.3527, -0.3527, -0.3465, -0.3480, 1.4865, 1.2153, 0.9597, 1.0028, 0.6382, 0.6390, 0.7071, 0.7071, 0.1437, 0.1437, 0.1437, 0.1437, 0.3527, 0.3527, 0.3465, 0.3466$.

7. The digital communication system of claim 1, wherein the first PAM-32 symbol constellation achieves at least 90% of the gain in parallel decode capacity of the given parallel decode capacity achieved by a non-uniform PAM-32 symbol constellation optimized for parallel decode capacity at the given SNR relative to a uniform PAM-32 symbol constellation, and wherein the first PAM-32 symbol constellation comprises a set of constellation points where each point is within 2.3052×10^{-2} from the following constellation points: $-1.4861, -1.2153, -0.9597, -1.0028, -0.6382, -0.6391, -0.7071, -0.7071, -0.1438, -0.1438, -0.1438, -0.1438, -0.3527, -0.3527, -0.3465, -0.3480, 1.4865, 1.2153, 0.9597, 1.0028, 0.6382, 0.6390, 0.7071, 0.7071, 0.1437, 0.1437, 0.1437, 0.1437, 0.3527, 0.3527, 0.3465, 0.3466$.

8. The digital communication system of claim 1, wherein the first PAM-32 symbol constellation achieves 100% of the gain in parallel decode capacity of the given parallel decode capacity achieved by a non-uniform PAM-32 symbol constellation optimized for parallel decode capacity at the given SNR relative to a uniform PAM-32 symbol constellation, and wherein the first PAM-32 symbol constellation comprises the following set of constellation points: $-1.4861, -1.2153, -0.9597, -1.0028, -0.6382, -0.6391, -0.7071, -0.7071, -0.1438, -0.1438, -0.1438, -0.1438, -0.3527, -0.3527, -0.3465, -0.3480, 1.4865, 1.2153, 0.9597, 1.0028, 0.6382, 0.6390, 0.7071, 0.7071, 0.1437, 0.1437, 0.1437, 0.1437, 0.3527, 0.3527, 0.3465, 0.3466$.

9. The digital communication system of claim 1, wherein the first PAM-32 symbol constellation comprises a set of constellation points where each point is within 4.7674×10^{-2} from the following constellation points: $-1.5023, -1.2278, -0.9434, -1.0038, -0.6110, -0.6110, -0.7176, -0.7108, -0.1288, -0.1288, -0.1301, -0.1301, -0.3659, -0.3659, -0.3439, -0.3441, 1.5024, 1.2278, 0.9433, 1.0037, 0.6109, 0.6109, 0.7175, 0.7108, 0.1288, 0.1289, 0.1301, 0.1301, 0.3659, 0.3659, 0.3439, 0.3441$.

10. The digital communication system of claim 1, wherein the first PAM-32 symbol constellation achieves at least 90%

of the gain in parallel decode capacity of the given parallel decode capacity achieved by a non-uniform PAM-32 symbol constellation optimized for parallel decode capacity at the given SNR relative to a uniform PAM-32 symbol constellation, and wherein the first PAM-32 symbol constellation comprises a set of constellation points where each point is 1.9874×10^{-2} from the following constellation points: -1.5023, -1.2278, -0.9434, -1.0038, -0.6110, -0.6110, -0.7176, -0.7108, -0.1288, -0.1288, -0.1301, -0.1301, -0.3659, -0.3659, -0.3439, -0.3441, 1.5024, 1.2278, 0.9433, 1.0037, 0.6109, 0.6109, 0.7175, 0.7108, 0.1288, 0.1289, 0.1301, 0.1301, 0.3659, 0.3659, 0.3439, 0.3441.

11. The digital communication system of claim 1, wherein the first PAM-32 symbol constellation achieves 100% of the gain in parallel decode capacity of the given parallel decode capacity achieved by a non-uniform PAM-32 symbol constellation optimized for parallel decode capacity at the given SNR relative to a uniform PAM-32 symbol constellation, and wherein the first PAM-32 symbol constellation comprises the following set of constellation points: -1.5023, -1.2278, -0.9434, -1.0038, -0.6110, -0.6110, -0.7176, -0.7108, -0.1288, -0.1288, -0.1301, -0.1301, -0.3659, -0.3659, -0.3439, -0.3441, 1.5024, 1.2278, 0.9433, 1.0037, 0.6109, 0.6109, 0.7175, 0.7108, 0.1288, 0.1289, 0.1301, 0.1301, 0.3659, 0.3659, 0.3439, 0.3441.

12. The digital communication system of claim 1, wherein the first PAM-32 symbol constellation comprises a set of constellation points where each point is within 3.8751×10^{-2} from the following constellation points: -1.5003, -1.2326, -0.9288, -1.0219, -0.5860, -0.5860, -0.7430, -0.7215, -0.1015, -0.1016, -0.1366, -0.1366, -0.3901, -0.3901, -0.3167, -0.3170, 1.5005, 1.2327, 0.9289, 1.0219, 0.5860, 0.5860, 0.7429, 0.7216, 0.1015, 0.1015, 0.1366, 0.1366, 0.3900, 0.3900, 0.3167, 0.3169.

13. The digital communication system of claim 1, wherein the first PAM-32 symbol constellation achieves at least 90% of the gain in parallel decode capacity of the given parallel decode capacity achieved by a non-uniform PAM-32 symbol constellation optimized for parallel decode capacity at the given SNR relative to a uniform PAM-32 symbol constellation, and wherein the first PAM-32 symbol constellation comprises a set of constellation points where each point is 1.6963×10^{-2} from the following constellation points: -1.5003, -1.2326, -0.9288, -1.0219, -0.5860, -0.5860, -0.7430, -0.7215, -0.1015, -0.1016, -0.1366, -0.1366, -0.3901, -0.3901, -0.3167, -0.3170, 1.5005, 1.2327, 0.9289, 1.0219, 0.5860, 0.5860, 0.7429, 0.7216, 0.1015, 0.1015, 0.1366, 0.1366, 0.3900, 0.3900, 0.3167, 0.3169.

14. The digital communication system of claim 1, wherein the first PAM-32 symbol constellation achieves 100% of the gain in parallel decode capacity of the given parallel decode capacity achieved by a non-uniform PAM-32 symbol constellation optimized for parallel decode capacity at the given SNR relative to a uniform PAM-32 symbol constellation, and wherein the first PAM-32 symbol constellation comprises the following set of constellation points: -1.5003, -1.2326, -0.9288, -1.0219, -0.5860, -0.5860, -0.7430, -0.7215, -0.1015, -0.1016, -0.1366, -0.1366, -0.3901, -0.3901, -0.3167, -0.3170, 1.5005, 1.2327, 0.9289, 1.0219, 0.5860, 0.5860, 0.7429, 0.7216, 0.1015, 0.1015, 0.1366, 0.1366, 0.3900, 0.3900, 0.3167, 0.3169.

15. The digital communication system of claim 1, wherein the first PAM-32 symbol constellation comprises a set of constellation points where each point is within 2.9715×10^{-2} from the following constellation points: -1.4779, -1.2277, -0.9207, -1.0362, -0.5802, -0.5878, -0.7625, -0.7207, -0.0757, -0.0757, -0.1632, -0.1632, -0.4185, -0.4177,

-0.3083, -0.3083, 1.4779, 1.2276, 0.9208, 1.0361, 0.5802, 0.5878, 0.7625, 0.7207, 0.0758, 0.0758, 0.1632, 0.1632, 0.4184, 0.4177, 0.3083, 0.3083.

16. The digital communication system of claim 1, wherein the first PAM-32 symbol constellation achieves at least 90% of the gain in parallel decode capacity of the given parallel decode capacity achieved by a non-uniform PAM-32 symbol constellation optimized for parallel decode capacity at the given SNR relative to a uniform PAM-32 symbol constellation, and wherein the first PAM-32 symbol constellation comprises a set of constellation points where each point is 1.3058×10^{-2} from the following constellation points: -1.4779, -1.2277, -0.9207, -1.0362, -0.5802, -0.5878, -0.7625, -0.7207, -0.0757, -0.0757, -0.1632, -0.1632, -0.4185, -0.4177, -0.3083, -0.3083, 1.4779, 1.2276, 0.9208, 1.0361, 0.5802, 0.5878, 0.7625, 0.7207, 0.0758, 0.0758, 0.1632, 0.1632, 0.4184, 0.4177, 0.3083, 0.3083.

17. The digital communication system of claim 1, wherein the first PAM-32 symbol constellation achieves 100% of the gain in parallel decode capacity of the given parallel decode capacity achieved by a non-uniform PAM-32 symbol constellation optimized for parallel decode capacity at the given SNR relative to a uniform PAM-32 symbol constellation, and wherein the first PAM-32 symbol constellation comprises the following set of constellation points: -1.4779, -1.2277, -0.9207, -1.0362, -0.5802, -0.5878, -0.7625, -0.7207, -0.0757, -0.0757, -0.1632, -0.1632, -0.4185, -0.4177, -0.3083, -0.3083, 1.4779, 1.2276, 0.9208, 1.0361, 0.5802, 0.5878, 0.7625, 0.7207, 0.0758, 0.0758, 0.1632, 0.1632, 0.4184, 0.4177, 0.3083, 0.3083.

18. The digital communication system of claim 1, wherein the first PAM-32 symbol constellation comprises a set of constellation points where each point is within 2.8949×10^{-2} from the following constellation points: -1.4700, -1.2271, -0.9199, -1.0418, -0.5753, -0.5899, -0.7720, -0.7166, -0.0710, -0.0710, -0.1686, -0.1686, -0.4245, -0.4221, -0.3073, -0.3074, 1.4677, 1.2269, 0.9198, 1.0416, 0.5754, 0.5899, 0.7719, 0.7166, 0.0711, 0.0711, 0.1687, 0.1687, 0.4246, 0.4222, 0.3074, 0.3075.

19. The digital communication system of claim 1, wherein the first PAM-32 symbol constellation achieves at least 90% of the gain in parallel decode capacity of the given parallel decode capacity achieved by a non-uniform PAM-32 symbol constellation optimized for parallel decode capacity at the given SNR relative to a uniform PAM-32 symbol constellation, and wherein the first PAM-32 symbol constellation comprises a set of constellation points where each point is 1.1871×10^{-2} from the following constellation points: -1.4700, -1.2271, -0.9199, -1.0418, -0.5753, -0.5899, -0.7720, -0.7166, -0.0710, -0.0710, -0.1686, -0.1686, -0.4245, -0.4221, -0.3073, -0.3074, 1.4677, 1.2269, 0.9198, 1.0416, 0.5754, 0.5899, 0.7719, 0.7166, 0.0711, 0.0711, 0.1687, 0.1687, 0.4246, 0.4222, 0.3074, 0.3075.

20. The digital communication system of claim 1, wherein the first PAM-32 symbol constellation achieves 100% of the gain in parallel decode capacity of the given parallel decode capacity achieved by a non-uniform PAM-32 symbol constellation optimized for parallel decode capacity at the given SNR relative to a uniform PAM-32 symbol constellation, and wherein the first PAM-32 symbol constellation comprises the following set of constellation points: -1.4700, -1.2271, -0.9199, -1.0418, -0.5753, -0.5899, -0.7720, -0.7166, -0.0710, -0.0710, -0.1686, -0.1686, -0.4245, -0.4221, -0.3073, -0.3074, 1.4677, 1.2269, 0.9198, 1.0416, 0.5754, 0.5899, 0.7719, 0.7166, 0.0711, 0.0711, 0.1687, 0.1687, 0.4246, 0.4222, 0.3074, 0.3075.

35

21. The digital communication system of claim 1, wherein the first PAM-32 symbol constellation comprises a set of constellation points where each point is within 2.0371×10^{-2} from the following constellation points: -1.4459, -1.2257, -0.9275, -1.0560, -0.5517, -0.6082, -0.8006, -0.7125, -0.0628, -0.0637, -0.1743, -0.1712, -0.4396, -0.4097, -0.2947, -0.3057, 1.4457, 1.2256, 0.9274, 1.0560, 0.5516, 0.6082, 0.8005, 0.7125, 0.0629, 0.0638, 0.1744, 0.1713, 0.4396, 0.4098, 0.2949, 0.3058.

22. The digital communication system of claim 1, wherein the first PAM-32 symbol constellation achieves at least 90% of the gain in parallel decode capacity of the given parallel decode capacity achieved by a non-uniform PAM-32 symbol constellation optimized for parallel decode capacity at the given SNR relative to a uniform PAM-32 symbol constellation, and wherein the first PAM-32 symbol constellation comprises a set of constellation points where each point is 0.9726×10^{-2} from the following constellation points: -1.4459, -1.2257, -0.9275, -1.0560, -0.5517, -0.6082, -0.8006, -0.7125, -0.0628, -0.0637, -0.1743, -0.1712, -0.4396, -0.4097, -0.2947, -0.3057, 1.4457, 1.2256, 0.9274, 1.0560, 0.5516, 0.6082, 0.8005, 0.7125, 0.0629, 0.0638, 0.1744, 0.1713, 0.4396, 0.4098, 0.2949, 0.3058.

23. The digital communication system of claim 1, wherein the first PAM-32 symbol constellation achieves 100% of the gain in parallel decode capacity of the given parallel decode capacity achieved by a non-uniform PAM-32 symbol constellation optimized for parallel decode capacity at the given SNR relative to a uniform PAM-32 symbol constellation, and wherein the first PAM-32 symbol constellation comprises the following set of constellation points: -1.4459, -1.2257, -0.9275, -1.0560, -0.5517, -0.6082, -0.8006, -0.7125, -0.0628, -0.0637, -0.1743, -0.1712, -0.4396, -0.4097, -0.2947, -0.3057, 1.4457, 1.2256, 0.9274, 1.0560, 0.5516, 0.6082, 0.8005, 0.7125, 0.0629, 0.0638, 0.1744, 0.1713, 0.4396, 0.4098, 0.2949, 0.3058.

24. The digital communication system of claim 1, wherein the first PAM-32 symbol constellation comprises a set of constellation points where each point is within 1.6887×10^{-2} from the following constellation points: -1.4100, -1.2114, -0.9340, -1.0567, -0.5593, -0.6315, -0.8180, -0.7261, -0.0437, -0.0791, -0.1969, -0.1577, -0.4687, -0.4099, -0.2822, -0.3293, 1.4100, 1.2114, 0.9340, 1.0567, 0.5593, 0.6315, 0.8180, 0.7261, 0.0436, 0.0791, 0.1969, 0.1577, 0.4687, 0.4099, 0.2822, 0.3292.

25. The digital communication system of claim 1, wherein the first PAM-32 symbol constellation achieves at least 90% of the gain in parallel decode capacity of the given parallel decode capacity achieved by a non-uniform PAM-32 symbol constellation optimized for parallel decode capacity at the given SNR relative to a uniform PAM-32 symbol constellation, and wherein the first PAM-32 symbol constellation comprises a set of constellation points where each point is 0.7390×10^{-2} from the following constellation points: -1.4100, -1.2114, -0.9340, -1.0567, -0.5593, -0.6315, -0.8180, -0.7261, -0.0437, -0.0791, -0.1969, -0.1577, -0.4687, -0.4099, -0.2822, -0.3293, 1.4100, 1.2114, 0.9340, 1.0567, 0.5593, 0.6315, 0.8180, 0.7261, 0.0436, 0.0791, 0.1969, 0.1577, 0.4687, 0.4099, 0.2822, 0.3292.

26. The digital communication system of claim 1, wherein the first PAM-32 symbol constellation achieves 100% of the gain in parallel decode capacity of the given parallel decode capacity achieved by a non-uniform PAM-32 symbol constellation optimized for parallel decode capacity at the given SNR relative to a uniform PAM-32 symbol constellation, and wherein the first PAM-32 symbol constellation comprises the following set of constellation points: -1.4100,

36

-1.2114, -0.9340, -1.0567, -0.5593, -0.6315, -0.8180, -0.7261, -0.0437, -0.0791, -0.1969, -0.1577, -0.4687, -0.4099, -0.2822, -0.3293, 1.4100, 1.2114, 0.9340, 1.0567, 0.5593, 0.6315, 0.8180, 0.7261, 0.0436, 0.0791, 0.1969, 0.1577, 0.4687, 0.4099, 0.2822, 0.3292.

27. The digital communication system of claim 1, wherein the first PAM-32 symbol constellation comprises a set of constellation points where each point is within 1.0837×10^{-2} from the following constellation points: -1.3701, -1.1930, -0.9383, -1.0532, -0.5751, -0.6518, -0.8316, -0.7407, -0.0357, -0.0916, -0.2175, -0.1599, -0.4931, -0.4252, -0.2903, -0.3516, 1.3701, 1.1930, 0.9383, 1.0532, 0.5751, 0.6518, 0.8316, 0.7407, 0.0357, 0.0916, 0.2175, 0.1599, 0.4931, 0.4252, 0.2903, 0.3516.

28. The digital communication system of claim 1, wherein the first PAM-32 symbol constellation achieves at least 90% of the gain in parallel decode capacity of the given parallel decode capacity achieved by a non-uniform PAM-32 symbol constellation optimized for parallel decode capacity at the given SNR relative to a uniform PAM-32 symbol constellation, and wherein the first PAM-32 symbol constellation comprises a set of constellation points where each point is 0.4672×10^{-2} from the following constellation points: -1.3701, -1.1930, -0.9383, -1.0532, -0.5751, -0.6518, -0.8316, -0.7407, -0.0357, -0.0916, -0.2175, -0.1599, -0.4931, -0.4252, -0.2903, -0.3516, 1.3701, 1.1930, 0.9383, 1.0532, 0.5751, 0.6518, 0.8316, 0.7407, 0.0357, 0.0916, 0.2175, 0.1599, 0.4931, 0.4252, 0.2903, 0.3516.

29. The digital communication system of claim 1, wherein the first PAM-32 symbol constellation achieves 100% of the gain in parallel decode capacity of the given parallel decode capacity achieved by a non-uniform PAM-32 symbol constellation optimized for parallel decode capacity at the given SNR relative to a uniform PAM-32 symbol constellation, and wherein the first PAM-32 symbol constellation comprises the following set of constellation points: -1.3701, -1.1930, -0.9383, -1.0532, -0.5751, -0.6518, -0.8316, -0.7407, -0.0357, -0.0916, -0.2175, -0.1599, -0.4931, -0.4252, -0.2903, -0.3516, 1.3701, 1.1930, 0.9383, 1.0532, 0.5751, 0.6518, 0.8316, 0.7407, 0.0357, 0.0916, 0.2175, 0.1599, 0.4931, 0.4252, 0.2903, 0.3516.

30. The digital communication system of claim 1, wherein the first PAM-32 symbol constellation comprises a set of constellation points where each point is within 0.7084×10^{-2} from the following constellation points: -1.3295, -1.1740, -0.9426, -1.0490, -0.5927, -0.6709, -0.8440, -0.7558, -0.0342, -0.0985, -0.2317, -0.1663, -0.5143, -0.4424, -0.3021, -0.3699, 1.3295, 1.1739, 0.9426, 1.0490, 0.5927, 0.6709, 0.8440, 0.7558, 0.0342, 0.0985, 0.2317, 0.1663, 0.5144, 0.4424, 0.3021, 0.3664.

31. The digital communication system of claim 1, wherein the first PAM-32 symbol constellation achieves at least 90% of the gain in parallel decode capacity of the given parallel decode capacity achieved by a non-uniform PAM-32 symbol constellation optimized for parallel decode capacity at the given SNR relative to a uniform PAM-32 symbol constellation, and wherein the first PAM-32 symbol constellation comprises a set of constellation points where each point is 0.3063×10^{-2} from the following constellation points: -1.3295, -1.1740, -0.9426, -1.0490, -0.5927, -0.6709, -0.8440, -0.7558, -0.0342, -0.0985, -0.2317, -0.1663, -0.5143, -0.4424, -0.3021, -0.3699, 1.3295, 1.1739, 0.9426, 1.0490, 0.5927, 0.6709, 0.8440, 0.7558, 0.0342, 0.0985, 0.2317, 0.1663, 0.5144, 0.4424, 0.3021, 0.3664.

32. The digital communication system of claim 1, wherein the first PAM-32 symbol constellation achieves 100% of the gain in parallel decode capacity of the given parallel decode

capacity achieved by a non-uniform PAM-32 symbol constellation optimized for parallel decode capacity at the given SNR relative to a uniform PAM-32 symbol constellation, and wherein the first PAM-32 symbol constellation comprises the following set of constellation points: -1.3295, -1.1740, -0.9426, -1.0490, -0.5927, -0.6709, -0.8440, -0.7558, -0.0342, -0.0985, -0.2317, -0.1663, -0.5143, -0.4424, -0.3021, -0.3699, 1.3295, 1.1739, 0.9426, 1.0490, 0.5927, 0.6709, 0.8440, 0.7558, 0.0342, 0.0985, 0.2317, 0.1663, 0.5144, 0.4424, 0.3021, 0.3664.

33. The digital communication system of claim 1, wherein the first PAM-32 symbol constellation achieves at least 90% of the gain in parallel decode capacity of the given parallel decode capacity achieved by a non-uniform PAM-32 symbol constellation optimized for parallel decode capacity at the given SNR relative to a uniform PAM-32 symbol constellation, and wherein the first PAM-32 symbol constellation comprises a set of constellation points where each point is 0.3063×10^{-2} from the following constellation points: -1.3295, -1.1740, -0.9426, -1.0490, -0.5927, -0.6709, -0.8440, -0.7558, -0.0342, -0.0985, -0.2317, -0.1663, -0.5143, -0.4424, -0.3021, -0.3699, 1.3295, 1.1739, 0.9426, 1.0490, 0.5927, 0.6709, 0.8440, 0.7558, 0.0342, 0.0985, 0.2317, 0.1663, 0.5144, 0.4424, 0.3021, 0.3664.

34. A digital communication system, comprising:

a transmitter configured to transmit signals via a communication channel, wherein the transmitter, comprises: a coder configured to receive user bits and output encoded bits at an expanded output encoded bit rate; a mapper configured to map encoded bits to symbols in a symbol constellation;

a modulator configured to generate a signal for transmission via the communication channel using symbols generated by the mapper;

wherein the symbol constellation is a non-uniform QAM constellation formed by orthogonalizing a first PAM-32 symbol constellation and a second PAM-32 symbol constellation, wherein the first PAM-32 symbol constellation achieves at least 50% of the gain in parallel decode capacity at a given SNR achieved by a non-uniform PAM-32 symbol constellation optimized for parallel decode capacity at the given SNR relative to a uniform PAM-32 symbol constellation.

35. The digital communication system of claim 34, wherein the first PAM-32 symbol constellation and the second PAM-32 symbol constellation are identical.

36. The digital communication system of claim 34, wherein the first PAM-32 symbol constellation comprises a set of constellation points where each point is within 6.1114×10^{-2} from the following constellation points: -1.4547, -1.1665, -0.9897, -1.0006, -0.6848, -0.6937, -0.7234, -0.7234, -0.1871, -0.1876, -0.1891, -0.1891, -0.3177, -0.3177, -0.3177, -0.3177, 1.4547, 1.1665, 0.9897, 1.0006, 0.6848, 0.6937, 0.7234, 0.7234, 0.1871, 0.1877, 0.1891, 0.1891, 0.3177, 0.3177, 0.3177, 0.3177.

37. The digital communication system of claim 34, wherein the first PAM-32 symbol constellation achieves at least 90% of the gain in parallel decode capacity of the given parallel decode capacity achieved by a non-uniform PAM-32 symbol constellation optimized for parallel decode capacity at the given SNR relative to a uniform PAM-32 symbol constellation, and wherein the first PAM-32 symbol constellation comprises a set of constellation points where each point is within 2.6307×10^{-2} from the following constellation points: -1.4547, -1.1665, -0.9897, -1.0006, -0.6848, -0.6937, -0.7234, -0.7234, -0.1871, -0.1876, -0.1891, -0.1891, -0.3177, -0.3177, -0.3177, -0.3177,

1.4547, 1.1665, 0.9897, 1.0006, 0.6848, 0.6937, 0.7234, 0.7234, 0.1871, 0.1877, 0.1891, 0.1891, 0.3177, 0.3177, 0.3177, 0.3177.

38. The digital communication system of claim 34, wherein the first PAM-32 symbol constellation achieves 100% of the gain in parallel decode capacity of the given parallel decode capacity achieved by a non-uniform PAM-32 symbol constellation optimized for parallel decode capacity at the given SNR relative to a uniform PAM-32 symbol constellation, and wherein the first PAM-32 symbol constellation comprises the following set of constellation points: -1.454, -1.1665, -0.9897, -1.0006, -0.6848, -0.6937, -0.7234, -0.7234, -0.1871, -0.1876, -0.1891, -0.1891, -0.3177, -0.3177, -0.3177, -0.3177, 1.4547, 1.1665, 0.9897, 1.0006, 0.6848, 0.6937, 0.7234, 0.7234, 0.1871, 0.1877, 0.1891, 0.1891, 0.3177, 0.3177, 0.3177, 0.3177.

39. The digital communication system of claim 34, wherein the first PAM-32 symbol constellation comprises a set of constellation points where each point is within 4.9358×10^{-2} from the following constellation points: -1.4861, -1.2153, -0.9597, -1.0028, -0.6382, -0.6391, -0.7071, -0.7071, -0.1438, -0.1438, -0.1438, -0.1438, -0.3527, -0.3527, -0.3465, -0.3480, 1.4865, 1.2153, 0.9597, 1.0028, 0.6382, 0.6390, 0.7071, 0.7071, 0.1437, 0.1437, 0.1437, 0.3527, 0.3527, 0.3465, 0.3466.

40. The digital communication system of claim 34, wherein the first PAM-32 symbol constellation achieves at least 90% of the gain in parallel decode capacity of the given parallel decode capacity achieved by a non-uniform PAM-32 symbol constellation optimized for parallel decode capacity at the given SNR relative to a uniform PAM-32 symbol constellation, and wherein the first PAM-32 symbol constellation comprises a set of constellation points where each point is within 2.3052×10^{-2} from the following constellation points: -1.4861, -1.2153, -0.9597, -1.0028, -0.6382, -0.6391, -0.7071, -0.7071, -0.1438, -0.1438, -0.1438, -0.1438, -0.3527, -0.3527, -0.3465, -0.3480, 1.4865, 1.2153, 0.9597, 1.0028, 0.6382, 0.6390, 0.7071, 0.7071, 0.1437, 0.1437, 0.1437, 0.1437, 0.1437, 0.3527, 0.3527, 0.3465, 0.3466.

41. The digital communication system of claim 34, wherein the first PAM-32 symbol constellation achieves 100% of the gain in parallel decode capacity of the given parallel decode capacity achieved by a non-uniform PAM-32 symbol constellation optimized for parallel decode capacity at the given SNR relative to a uniform PAM-32 symbol constellation, and wherein the first PAM-32 symbol constellation comprises the following set of constellation points: -1.4861, -1.2153, -0.9597, -1.0028, -0.6382, -0.6391, -0.7071, -0.7071, -0.1438, -0.1438, -0.1438, -0.1438, -0.3527, -0.3527, -0.3465, -0.3480, 1.4865, 1.2153, 0.9597, 1.0028, 0.6382, 0.6390, 0.7071, 0.7071, 0.1437, 0.1437, 0.1437, 0.1437, 0.3527, 0.3527, 0.3465, 0.3466.

42. The digital communication system of claim 34, wherein the first PAM-32 symbol constellation comprises a set of constellation points where each point is within 4.7674×10^{-2} from the following constellation points: -1.5023, -1.2278, -0.9434, -1.0038, -0.6110, -0.6110, -0.7176, -0.7108, -0.1288, -0.1288, -0.1301, -0.1301, -0.3659, -0.3659, -0.3439, -0.3441, 1.5024, 1.2278, 0.9433, 1.0037, 0.6109, 0.6109, 0.7175, 0.7108, 0.1288, 0.1289, 0.1301, 0.1301, 0.3659, 0.3659, 0.3439, 0.3441.

43. The digital communication system of claim 34, wherein the first PAM-32 symbol constellation achieves at least 90% of the gain in parallel decode capacity of the given

parallel decode capacity achieved by a non-uniform PAM-32 symbol constellation optimized for parallel decode capacity at the given SNR relative to a uniform PAM-32 symbol constellation, and wherein the first PAM-32 symbol constellation comprises a set of constellation points where each point is 1.9874×10^{-2} from the following constellation points: -1.5023, -1.2278, -0.9434, -1.0038, -0.6110, -0.6110, -0.7176, -0.7108, -0.1288, -0.1288, -0.1301, -0.1301, -0.3659, -0.3659, -0.3439, -0.3441, 1.5024, 1.2278, 0.9433, 1.0037, 0.6109, 0.6109, 0.7175, 0.7108, 0.1288, 0.1289, 0.1301, 0.1301, 0.3659, 0.3659, 0.3439, 0.3441.

44. The digital communication system of claim 34, wherein the first PAM-32 symbol constellation achieves 100% of the gain in parallel decode capacity of the given parallel decode capacity achieved by a non-uniform PAM-32 symbol constellation optimized for parallel decode capacity at the given SNR relative to a uniform PAM-32 symbol constellation, and wherein the first PAM-32 symbol constellation comprises the following set of constellation points: -1.5023, -1.2278, -0.9434, -1.0038, -0.6110, -0.6110, -0.7176, -0.7108, -0.1288, -0.1288, -0.1301, -0.1301, -0.3659, -0.3659, -0.3439, -0.3441, 1.5024, 1.2278, 0.9433, 1.0037, 0.6109, 0.6109, 0.7175, 0.7108, 0.1288, 0.1289, 0.1301, 0.1301, 0.3659, 0.3659, 0.3439, 0.3441.

45. The digital communication system of claim 34, wherein the first PAM-32 symbol constellation comprises a set of constellation points where each point is within 3.8751×10^{-2} from the following constellation points: -1.5003, -1.2326, -0.9288, -1.0219, -0.5860, -0.5860, -0.7430, -0.7215, -0.1015, -0.1016, -0.1366, -0.1366, -0.3901, -0.3901, -0.3167, -0.3170, 1.5005, 1.2327, 0.9289, 1.0219, 0.5860, 0.5860, 0.7429, 0.7216, 0.1015, 0.1015, 0.1366, 0.1366, 0.3900, 0.3900, 0.3167, 0.3169.

46. The digital communication system of claim 34, wherein the first PAM-32 symbol constellation achieves at least 90% of the gain in parallel decode capacity of the given parallel decode capacity achieved by a non-uniform PAM-32 symbol constellation optimized for parallel decode capacity at the given SNR relative to a uniform PAM-32 symbol constellation, and wherein the first PAM-32 symbol constellation comprises a set of constellation points where each point is 1.6963×10^{-2} from the following constellation points: -1.5003, -1.2326, -0.9288, -1.0219, -0.5860, -0.5860, -0.7430, -0.7215, -0.1015, -0.1016, -0.1366, -0.1366, -0.3901, -0.3901, -0.3167, -0.3170, 1.5005, 1.2327, 0.9289, 1.0219, 0.5860, 0.5860, 0.7429, 0.7216, 0.1015, 0.1015, 0.1366, 0.1366, 0.3900, 0.3900, 0.3167, 0.3169.

47. The digital communication system of claim 34, wherein the first PAM-32 symbol constellation achieves 100% of the gain in parallel decode capacity of the given parallel decode capacity achieved by a non-uniform PAM-32 symbol constellation optimized for parallel decode capacity at the given SNR relative to a uniform PAM-32 symbol constellation, and wherein the first PAM-32 symbol constellation comprises the following set of constellation points: -1.5003, -1.2326, -0.9288, -1.0219, -0.5860, -0.5860, -0.7430, -0.7215, -0.1015, -0.1016, -0.1366, -0.1366, -0.3901, -0.3901, -0.3167, -0.3170, 1.5005, 1.2327, 0.9289, 1.0219, 0.5860, 0.5860, 0.7429, 0.7216, 0.1015, 0.1015, 0.1366, 0.1366, 0.3900, 0.3900, 0.3167, 0.3169.

48. The digital communication system of claim 34, wherein the first PAM-32 symbol constellation comprises a set of constellation points where each point is within

2.9715×10^{-2} from the following constellation points: -1.4779, -1.2277, -0.9207, -1.0362, -0.5802, -0.5878, -0.7625, -0.7207, -0.0757, -0.0757, -0.1632, -0.1632, -0.4185, -0.4177, -0.3083, -0.3083, 1.4779, 1.2276, 0.9208, 1.0361, 0.5802, 0.5878, 0.7625, 0.7207, 0.0758, 0.0758, 0.1632, 0.1632, 0.4184, 0.4177, 0.3083, 0.3083.

49. The digital communication system of claim 34, wherein the first PAM-32 symbol constellation achieves at least 90% of the gain in parallel decode capacity of the given parallel decode capacity achieved by a non-uniform PAM-32 symbol constellation optimized for parallel decode capacity at the given SNR relative to a uniform PAM-32 symbol constellation, and wherein the first PAM-32 symbol constellation comprises a set of constellation points where each point is 1.3058×10^{-2} from the following constellation points: -1.4779, -1.2277, -0.9207, -1.0362, -0.5802, -0.5878, -0.7625, -0.7207, -0.0757, -0.0757, -0.1632, -0.1632, -0.4185, -0.4177, -0.3083, -0.3083, 1.4779, 1.2276, 0.9208, 1.0361, 0.5802, 0.5878, 0.7625, 0.7207, 0.0758, 0.0758, 0.1632, 0.1632, 0.4184, 0.4177, 0.3083, 0.3083.

50. The digital communication system of claim 34, wherein the first PAM-32 symbol constellation achieves 100% of the gain in parallel decode capacity of the given parallel decode capacity achieved by a non-uniform PAM-32 symbol constellation optimized for parallel decode capacity at the given SNR relative to a uniform PAM-32 symbol constellation, and wherein the first PAM-32 symbol constellation comprises the following set of constellation points: -1.4779, -1.2277, -0.9207, -1.0362, -0.5802, -0.5878, -0.7625, -0.7207, -0.0757, -0.0757, -0.1632, -0.1632, -0.4185, -0.4177, -0.3083, -0.3083, 1.4779, 1.2276, 0.9208, 1.0361, 0.5802, 0.5878, 0.7625, 0.7207, 0.0758, 0.0758, 0.1632, 0.1632, 0.4184, 0.4177, 0.3083, 0.3083.

51. The digital communication system of claim 34, wherein the first PAM-32 symbol constellation comprises a set of constellation points where each point is within 2.8949×10^{-2} from the following constellation points: -1.4700, -1.2271, -0.9199, -1.0418, -0.5753, -0.5899, -0.7720, -0.7166, -0.0710, -0.0710, -0.1686, -0.1686, -0.4245, -0.4221, -0.3073, -0.3074, 1.4677, 1.2269, 0.9198, 1.0416, 0.5754, 0.5899, 0.7719, 0.7166, 0.0711, 0.0711, 0.1687, 0.1687, 0.4246, 0.4222, 0.3074, 0.3075.

52. The digital communication system of claim 34, wherein the first PAM-32 symbol constellation achieves at least 90% of the gain in parallel decode capacity of the given parallel decode capacity achieved by a non-uniform PAM-32 symbol constellation optimized for parallel decode capacity at the given SNR relative to a uniform PAM-32 symbol constellation, and wherein the first PAM-32 symbol constellation comprises a set of constellation points where each point is 1.1871×10^{-2} from the following constellation points: -1.4700, -1.2271, -0.9199, -1.0418, -0.5753, -0.5899, -0.7720, -0.7166, -0.0710, -0.0710, -0.1686, -0.1686, -0.4245, -0.4221, -0.3073, -0.3074, 1.4677, 1.2269, 0.9198, 1.0416, 0.5754, 0.5899, 0.7719, 0.7166, 0.0711, 0.0711, 0.1687, 0.1687, 0.4246, 0.4222, 0.3074, 0.3075.

53. The digital communication system of claim 34, wherein the first PAM-32 symbol constellation achieves 100% of the gain in parallel decode capacity of the given parallel decode capacity achieved by a non-uniform PAM-32 symbol constellation optimized for parallel decode capacity at the given SNR relative to a uniform PAM-32 symbol constellation, and wherein the first PAM-32 symbol constellation comprises the following set of constellation

41

points: -1.4700, -1.2271, -0.9199, -1.0418, -0.5753, -0.5899, -0.7720, -0.7166, -0.0710, -0.0710, -0.1686, -0.1686, -0.4245, -0.4221, -0.3073, -0.3074, 1.4677, 1.2269, 0.9198, 1.0416, 0.5754, 0.5899, 0.7719, 0.7166, 0.0711, 0.0711, 0.1687, 0.1687, 0.4246, 0.4222, 0.3074, 0.3075.

54. The digital communication system of claim 34, wherein the first PAM-32 symbol constellation comprises a set of constellation points where each point is within 2.0371×10^{-2} from the following constellation points: -1.4459, -1.2257, -0.9275, -1.0560, -0.5517, -0.6082, -0.8006, -0.7125, -0.0628, -0.0637, -0.1743, -0.1712, -0.4396, -0.4097, -0.2947, -0.3057, 1.4457, 1.2256, 0.9274, 1.0560, 0.5516, 0.6082, 0.8005, 0.7125, 0.0629, 0.0638, 0.1744, 0.1713, 0.4396, 0.4098, 0.2949, 0.3058.

55. The digital communication system of claim 34, wherein the first PAM-32 symbol constellation achieves at least 90% of the gain in parallel decode capacity of the given parallel decode capacity achieved by a non-uniform PAM-32 symbol constellation optimized for parallel decode capacity at the given SNR relative to a uniform PAM-32 symbol constellation, and wherein the first PAM-32 symbol constellation comprises a set of constellation points where each point is 0.9726×10^{-2} from the following constellation points: -1.4459, -1.2257, -0.9275, -1.0560, -0.5517, -0.6082, -0.8006, -0.7125, -0.0628, -0.0637, -0.1743, -0.1712, -0.4396, -0.4097, -0.2947, -0.3057, 1.4457, 1.2256, 0.9274, 1.0560, 0.5516, 0.6082, 0.8005, 0.7125, 0.0629, 0.0638, 0.1744, 0.1713, 0.4396, 0.4098, 0.2949, 0.3058.

56. The digital communication system of claim 34, wherein the first PAM-32 symbol constellation achieves 100% of the gain in parallel decode capacity of the given parallel decode capacity achieved by a non-uniform PAM-32 symbol constellation optimized for parallel decode capacity at the given SNR relative to a uniform PAM-32 symbol constellation, and wherein the first PAM-32 symbol constellation comprises the following set of constellation points: -1.4459, -1.2257, -0.9275, -1.0560, -0.5517, -0.6082, -0.8006, -0.7125, -0.0628, -0.0637, -0.1743, -0.1712, -0.4396, -0.4097, -0.2947, -0.3057, 1.4457, 1.2256, 0.9274, 1.0560, 0.5516, 0.6082, 0.8005, 0.7125, 0.0629, 0.0638, 0.1744, 0.1713, 0.4396, 0.4098, 0.2949, 0.3058.

57. The digital communication system of claim 34, wherein the first PAM-32 symbol constellation comprises a set of constellation points where each point is within 1.6887×10^{-2} from the following constellation points: -1.4100, -1.2114, -0.9340, -1.0567, -0.5593, -0.6315, -0.8180, -0.7261, -0.0437, -0.0791, -0.1969, -0.1577, -0.4687, -0.4099, -0.2822, -0.3293, 1.4100, 1.2114, 0.9340, 1.0567, 0.5593, 0.6315, 0.8180, 0.7261, 0.0436, 0.0791, 0.1969, 0.1577, 0.4687, 0.4099, 0.2822, 0.3292.

58. The digital communication system of claim 34, wherein the first PAM-32 symbol constellation achieves at least 90% of the gain in parallel decode capacity of the given parallel decode capacity achieved by a non-uniform PAM-32 symbol constellation optimized for parallel decode capacity at the given SNR relative to a uniform PAM-32 symbol constellation, and wherein the first PAM-32 symbol constellation comprises a set of constellation points where each point is 0.7390×10^{-2} from the following constellation points: -1.4100, -1.2114, -0.9340, -1.0567, -0.5593, -0.6315, -0.8180, -0.7261, -0.0437, -0.0791, -0.1969, -0.1577, -0.4687, -0.4099, -0.2822, -0.3293, 1.4100,

42

1.2114, 0.9340, 1.0567, 0.5593, 0.6315, 0.8180, 0.7261, 0.0436, 0.0791, 0.1969, 0.1577, 0.4687, 0.4099, 0.2822, 0.3292.

59. The digital communication system of claim 34, wherein the first PAM-32 symbol constellation achieves 100% of the gain in parallel decode capacity of the given parallel decode capacity achieved by a non-uniform PAM-32 symbol constellation optimized for parallel decode capacity at the given SNR relative to a uniform PAM-32 symbol constellation, and wherein the first PAM-32 symbol constellation comprises the following set of constellation points: -1.4100, -1.2114, -0.9340, -1.0567, -0.5593, -0.6315, -0.8180, -0.7261, -0.0437, -0.0791, -0.1969, -0.1577, -0.4687, -0.4099, -0.2822, -0.3293, 1.4100, 1.2114, 0.9340, 1.0567, 0.5593, 0.6315, 0.8180, 0.7261, 0.0436, 0.0791, 0.1969, 0.1577, 0.4687, 0.4099, 0.2822, 0.3292.

60. The digital communication system of claim 34, wherein the first PAM-32 symbol constellation comprises a set of constellation points where each point is within 1.0837×10^{-2} from the following constellation points: -1.3701, -1.1930, -0.9383, -1.0532, -0.5751, -0.6518, -0.8316, -0.7407, -0.0357, -0.0916, -0.2175, -0.1599, -0.4931, -0.4252, -0.2903, -0.3516, 1.3701, 1.1930, 0.9383, 1.0532, 0.5751, 0.6518, 0.8316, 0.7407, 0.0357, 0.0916, 0.2175, 0.1599, 0.4931, 0.4252, 0.2903, 0.3516.

61. The digital communication system of claim 34, wherein the first PAM-32 symbol constellation achieves at least 90% of the gain in parallel decode capacity of the given parallel decode capacity achieved by a non-uniform PAM-32 symbol constellation optimized for parallel decode capacity at the given SNR relative to a uniform PAM-32 symbol constellation, and wherein the first PAM-32 symbol constellation comprises a set of constellation points where each point is 0.4672×10^{-2} from the following constellation points: -1.3701, -1.1930, -0.9383, -1.0532, -0.5751, -0.6518, -0.8316, -0.7407, -0.0357, -0.0916, -0.2175, -0.1599, -0.4931, -0.4252, -0.2903, -0.3516, 1.3701, 1.1930, 0.9383, 1.0532, 0.5751, 0.6518, 0.8316, 0.7407, 0.0357, 0.0916, 0.2175, 0.1599, 0.4931, 0.4252, 0.2903, 0.3516.

62. The digital communication system of claim 34, wherein the first PAM-32 symbol constellation achieves 100% of the gain in parallel decode capacity of the given parallel decode capacity achieved by a non-uniform PAM-32 symbol constellation optimized for parallel decode capacity at the given SNR relative to a uniform PAM-32 symbol constellation, and wherein the first PAM-32 symbol constellation comprises the following set of constellation points: -1.3701, -1.1930, -0.9383, -1.0532, -0.5751, -0.6518, -0.8316, -0.7407, -0.0357, -0.0916, -0.2175, -0.1599, -0.4931, -0.4252, -0.2903, -0.3516, 1.3701, 1.1930, 0.9383, 1.0532, 0.5751, 0.6518, 0.8316, 0.7407, 0.0357, 0.0916, 0.2175, 0.1599, 0.4931, 0.4252, 0.2903, 0.3516.

63. The digital communication system of claim 34, wherein the first PAM-32 symbol constellation comprises a set of constellation points where each point is within 0.7084×10^{-2} from the following constellation points: -1.3295, -1.1740, -0.9426, -1.0490, -0.5927, -0.6709, -0.8440, -0.7558, -0.0342, -0.0985, -0.2317, -0.1663, -0.5143, -0.4424, -0.3021, -0.3699, 1.3295, 1.1739, 0.9426, 1.0490, 0.5927, 0.6709, 0.8440, 0.7558, 0.0342, 0.0985, 0.2317, 0.1663, 0.5144, 0.4424, 0.3021, 0.3664.

64. The digital communication system of claim 34, wherein the first PAM-32 symbol constellation achieves 100% of the gain in parallel decode capacity of the given

parallel decode capacity achieved by a non-uniform PAM-32 symbol constellation optimized for parallel decode capacity at the given SNR relative to a uniform PAM-32 symbol constellation, and wherein the first PAM-32 symbol constellation comprises the following set of constellation points: -1.3295, -1.1740, -0.9426, -1.0490, -0.5927, -0.6709, -0.8440, -0.7558, -0.0342, -0.0985, -0.2317, -0.1663, -0.5143, -0.4424, -0.3021, -0.3699, 1.3295, 1.1739, 0.9426, 1.0490, 0.5927, 0.6709, 0.8440, 0.7558, 0.0342, 0.0985, 0.2317, 0.1663, 0.5144, 0.4424, 0.3021, 0.3664.

65. A digital communication system, comprising:

a receiver via a communication channel transmitted signals via a communication channel, wherein the receiver, comprises:

a demodulator configured to demodulate the received signal via the communication channel;

a demapper configured to estimate likelihoods from the a demodulated signal and a symbol constellation; and

a decoder that is configured to estimate decoded bits from the likelihoods generated by the demapper;

wherein the symbol constellation is a non-uniform QAM constellation formed by orthogonalizing a first PAM-32 symbol constellation and a second PAM-32 symbol constellation, wherein the first PAM-32 symbol constellation achieves at least 50% of the gain in parallel decode capacity at a given SNR achieved by a non-uniform PAM-32 symbol constellation optimized for parallel decode capacity at the given SNR relative to a uniform PAM-32 symbol constellation.

66. The digital communication system of claim **65**, wherein the first PAM-32 symbol constellation and the second PAM-32 symbol constellation are identical.

67. The digital communication system of claim **65**, wherein the first PAM-32 symbol constellation comprises a set of constellation points where each point is within 6.1114×10^{-2} from the following constellation points: -1.4547, -1.1665, -0.9897, -1.0006, -0.6848, -0.6937, -0.7234, -0.7234, -0.1871, -0.1876, -0.1891, -0.1891, -0.3177, -0.3177, -0.3177, -0.3177, 1.4547, 1.1665, 0.9897, 1.0006, 0.6848, 0.6937, 0.7234, 0.7234, 0.1871, 0.1877, 0.1891, 0.1891, 0.3177, 0.3177, 0.3177, 0.3177.

68. The digital communication system of claim **65**, wherein the first PAM-32 symbol constellation achieves at least 90% of the gain in parallel decode capacity of the given parallel decode capacity achieved by a non-uniform PAM-32 symbol constellation optimized for parallel decode capacity at the given SNR relative to a uniform PAM-32 symbol constellation, and wherein the first PAM-32 symbol constellation comprises a set of constellation points where each point is within 2.6307×10^{-2} from the following constellation points: -1.4547, -1.1665, -0.9897, -1.0006, -0.6848, -0.6937, -0.7234, -0.7234, -0.1871, -0.1876, -0.1891, -0.1891, -0.3177, -0.3177, -0.3177, -0.3177, 1.4547, 1.1665, 0.9897, 1.0006, 0.6848, 0.6937, 0.7234, 0.7234, 0.1871, 0.1877, 0.1891, 0.1891, 0.3177, 0.3177, 0.3177, 0.3177.

69. The digital communication system of claim **65**, wherein the first PAM-32 symbol constellation achieves 100% of the gain in parallel decode capacity of the given parallel decode capacity achieved by a non-uniform PAM-32 symbol constellation optimized for parallel decode capacity at the given SNR relative to a uniform PAM-32 symbol constellation, and wherein the first PAM-32 symbol constellation comprises the following set of constellation points: -1.454, -1.1665, -0.9897, -1.0006, -0.6848,

-0.6937, -0.7234, -0.7234, -0.1871, -0.1876, -0.1891, -0.1891, -0.3177, -0.3177, -0.3177, -0.3177, 1.4547, 1.1665, 0.9897, 1.0006, 0.6848, 0.6937, 0.7234, 0.7234, 0.1871, 0.1877, 0.1891, 0.1891, 0.3177, 0.3177, 0.3177, 0.3177.

70. The digital communication system of claim **65**, wherein the first PAM-32 symbol constellation comprises a set of constellation points where each point is within 4.9358×10^{-2} from the following constellation points: -1.4861, -1.2153, -0.9597, -1.0028, -0.6382, -0.6391, -0.7071, -0.7071, -0.1438, -0.1438, -0.1438, -0.1438, -0.3527, -0.3527, -0.3465, -0.3480, 1.4865, 1.2153, 0.9597, 1.0028, 0.6382, 0.6390, 0.7071, 0.7071, 0.1437, 0.1437, 0.1437, 0.3527, 0.3527, 0.3465, 0.3466.

71. The digital communication system of claim **65**, wherein the first PAM-32 symbol constellation achieves at least 90% of the gain in parallel decode capacity of the given parallel decode capacity achieved by a non-uniform PAM-32 symbol constellation optimized for parallel decode capacity at the given SNR relative to a uniform PAM-32 symbol constellation, and wherein the first PAM-32 symbol constellation comprises a set of constellation points where each point is within 2.3052×10^{-2} from the following constellation points: -1.4861, -1.2153, -0.9597, -1.0028, -0.6382, -0.6391, -0.7071, -0.7071, -0.1438, -0.1438, -0.1438, -0.1438, -0.3527, -0.3527, -0.3465, -0.3480, 1.4865, 1.2153, 0.9597, 1.0028, 0.6382, 0.6390, 0.7071, 0.7071, 0.1437, 0.1437, 0.1437, 0.1437, 0.1437, 0.3527, 0.3527, 0.3465, 0.3466.

72. The digital communication system of claim **65**, wherein the first PAM-32 symbol constellation achieves 100% of the gain in parallel decode capacity of the given parallel decode capacity achieved by a non-uniform PAM-32 symbol constellation optimized for parallel decode capacity at the given SNR relative to a uniform PAM-32 symbol constellation, and wherein the first PAM-32 symbol constellation comprises the following set of constellation points: -1.4861, -1.2153, -0.9597, -1.0028, -0.6382, -0.6391, -0.7071, -0.7071, -0.1438, -0.1438, -0.1438, -0.1438, -0.3527, -0.3527, -0.3465, -0.3480, 1.4865, 1.2153, 0.9597, 1.0028, 0.6382, 0.6390, 0.7071, 0.7071, 0.1437, 0.1437, 0.1437, 0.1437, 0.3527, 0.3527, 0.3465, 0.3466.

73. The digital communication system of claim **65**, wherein the first PAM-32 symbol constellation comprises a set of constellation points where each point is within 4.7674×10^{-2} from the following constellation points: -1.5023, -1.2278, -0.9434, -1.0038, -0.6110, -0.6110, -0.7176, -0.7108, -0.1288, -0.1288, -0.1301, -0.1301, -0.3659, -0.3659, -0.3439, -0.3441, 1.5024, 1.2278, 0.9433, 1.0037, 0.6109, 0.6109, 0.7175, 0.7108, 0.1288, 0.1289, 0.1301, 0.1301, 0.3659, 0.3659, 0.3439, 0.3441.

74. The digital communication system of claim **65**, wherein the first PAM-32 symbol constellation achieves at least 90% of the gain in parallel decode capacity of the given parallel decode capacity achieved by a non-uniform PAM-32 symbol constellation optimized for parallel decode capacity at the given SNR relative to a uniform PAM-32 symbol constellation, and wherein the first PAM-32 symbol constellation comprises a set of constellation points where each point is within 1.9874×10^{-2} from the following constellation points: -1.5023, -1.2278, -0.9434, -1.0038, -0.6110, -0.6110, -0.7176, -0.7108, -0.1288, -0.1288, -0.1301, -0.1301, -0.3659, -0.3659, -0.3439, -0.3441, 1.5024, 1.2278, 0.9433, 1.0037, 0.6109, 0.6109, 0.7175, 0.7108, 0.1288, 0.1289, 0.1301, 0.1301, 0.3659, 0.3659, 0.3439, 0.3441.

75. The digital communication system of claim 65, wherein the first PAM-32 symbol constellation achieves 100% of the gain in parallel decode capacity of the given parallel decode capacity achieved by a non-uniform PAM-32 symbol constellation optimized for parallel decode capacity at the given SNR relative to a uniform PAM-32 symbol constellation, and wherein the first PAM-32 symbol constellation comprises the following set of constellation points: -1.5023, -1.2278, -0.9434, -1.0038, -0.6110, -0.6110, -0.7176, -0.7108, -0.1288, -0.1288, -0.1301, -0.1301, -0.3659, -0.3659, -0.3439, -0.3441, 1.5024, 1.2278, 0.9433, 1.0037, 0.6109, 0.6109, 0.7175, 0.7108, 0.1288, 0.1289, 0.1301, 0.1301, 0.3659, 0.3659, 0.3439, 0.3441.

76. The digital communication system of claim 65, wherein the first PAM-32 symbol constellation comprises a set of constellation points where each point is within 3.8751×10^{-2} from the following constellation points: -1.5003, -1.2326, -0.9288, -1.0219, -0.5860, -0.5860, -0.7430, -0.7215, -0.1015, -0.1016, -0.1366, -0.1366, -0.3901, -0.3901, -0.3167, -0.3170, 1.5005, 1.2327, 0.9289, 1.0219, 0.5860, 0.5860, 0.7429, 0.7216, 0.1015, 0.1015, 0.1366, 0.1366, 0.3900, 0.3900, 0.3167, 0.3169.

77. The digital communication system of claim 65, wherein the first PAM-32 symbol constellation achieves at least 90% of the gain in parallel decode capacity of the given parallel decode capacity achieved by a non-uniform PAM-32 symbol constellation optimized for parallel decode capacity at the given SNR relative to a uniform PAM-32 symbol constellation, and wherein the first PAM-32 symbol constellation comprises a set of constellation points where each point is 1.6963×10^{-2} from the following constellation points: -1.5003, -1.2326, -0.9288, -1.0219, -0.5860, -0.5860, -0.7430, -0.7215, -0.1015, -0.1016, -0.1366, -0.1366, -0.3901, -0.3901, -0.3167, -0.3170, 1.5005, 1.2327, 0.9289, 1.0219, 0.5860, 0.5860, 0.7429, 0.7216, 0.1015, 0.1015, 0.1366, 0.1366, 0.3900, 0.3900, 0.3167, 0.3169.

78. The digital communication system of claim 65, wherein the first PAM-32 symbol constellation achieves 100% of the gain in parallel decode capacity of the given parallel decode capacity achieved by a non-uniform PAM-32 symbol constellation optimized for parallel decode capacity at the given SNR relative to a uniform PAM-32 symbol constellation, and wherein the first PAM-32 symbol constellation comprises the following set of constellation points: -1.5003, -1.2326, -0.9288, -1.0219, -0.5860, -0.5860, -0.7430, -0.7215, -0.1015, -0.1016, -0.1366, -0.1366, -0.3901, -0.3901, -0.3167, -0.3170, 1.5005, 1.2327, 0.9289, 1.0219, 0.5860, 0.5860, 0.7429, 0.7216, 0.1015, 0.1015, 0.1366, 0.1366, 0.3900, 0.3900, 0.3167, 0.3169.

79. The digital communication system of claim 65, wherein the first PAM-32 symbol constellation comprises a set of constellation points where each point is within 2.9715×10^{-2} from the following constellation points: -1.4779, -1.2277, -0.9207, -1.0362, -0.5802, -0.5878, -0.7625, -0.7207, -0.0757, -0.0757, -0.1632, -0.1632, -0.4185, -0.4177, -0.3083, -0.3083, 1.4779, 1.2276, 0.9208, 1.0361, 0.5802, 0.5878, 0.7625, 0.7207, 0.0758, 0.0758, 0.1632, 0.1632, 0.4184, 0.4177, 0.3083, 0.3083.

80. The digital communication system of claim 65, wherein the first PAM-32 symbol constellation achieves at least 90% of the gain in parallel decode capacity of the given parallel decode capacity achieved by a non-uniform PAM-32 symbol constellation optimized for parallel decode capacity at the given SNR relative to a uniform PAM-32

symbol constellation, and wherein the first PAM-32 symbol constellation comprises a set of constellation points where each point is 1.3058×10^{-2} from the following constellation points: -1.4779, -1.2277, -0.9207, -1.0362, -0.5802, -0.5878, -0.7625, -0.7207, -0.0757, -0.0757, -0.1632, -0.1632, -0.4185, -0.4177, -0.3083, -0.3083, 1.4779, 1.2276, 0.9208, 1.0361, 0.5802, 0.5878, 0.7625, 0.7207, 0.0758, 0.0758, 0.1632, 0.1632, 0.4184, 0.4177, 0.3083, 0.3083.

81. The digital communication system of claim 65, wherein the first PAM-32 symbol constellation achieves 100% of the gain in parallel decode capacity of the given parallel decode capacity achieved by a non-uniform PAM-32 symbol constellation optimized for parallel decode capacity at the given SNR relative to a uniform PAM-32 symbol constellation, and wherein the first PAM-32 symbol constellation comprises the following set of constellation points: -1.4779, -1.2277, -0.9207, -1.0362, -0.5802, -0.5878, -0.7625, -0.7207, -0.0757, -0.0757, -0.1632, -0.1632, -0.4185, -0.4177, -0.3083, -0.3083, 1.4779, 1.2276, 0.9208, 1.0361, 0.5802, 0.5878, 0.7625, 0.7207, 0.0758, 0.0758, 0.1632, 0.1632, 0.4184, 0.4177, 0.3083, 0.3083.

82. The digital communication system of claim 65, wherein the first PAM-32 symbol constellation comprises a set of constellation points where each point is within 2.8949×10^{-2} from the following constellation points: -1.4700, -1.2271, -0.9199, -1.0418, -0.5753, -0.5899, -0.7720, -0.7166, -0.0710, -0.0710, -0.1686, -0.1686, -0.4245, -0.4221, -0.3073, -0.3074, 1.4677, 1.2269, 0.9198, 1.0416, 0.5754, 0.5899, 0.7719, 0.7166, 0.0711, 0.0711, 0.1687, 0.1687, 0.4246, 0.4222, 0.3074, 0.3075.

83. The digital communication system of claim 65, wherein the first PAM-32 symbol constellation achieves at least 90% of the gain in parallel decode capacity of the given parallel decode capacity achieved by a non-uniform PAM-32 symbol constellation optimized for parallel decode capacity at the given SNR relative to a uniform PAM-32 symbol constellation, and wherein the first PAM-32 symbol constellation comprises a set of constellation points where each point is 1.1871×10^{-2} from the following constellation points: -1.4700, -1.2271, -0.9199, -1.0418, -0.5753, -0.5899, -0.7720, -0.7166, -0.0710, -0.0710, -0.1686, -0.1686, -0.4245, -0.4221, -0.3073, -0.3074, 1.4677, 1.2269, 0.9198, 1.0416, 0.5754, 0.5899, 0.7719, 0.7166, 0.0711, 0.0711, 0.1687, 0.1687, 0.4246, 0.4222, 0.3074, 0.3075.

84. The digital communication system of claim 65, wherein the first PAM-32 symbol constellation achieves 100% of the gain in parallel decode capacity of the given parallel decode capacity achieved by a non-uniform PAM-32 symbol constellation optimized for parallel decode capacity at the given SNR relative to a uniform PAM-32 symbol constellation, and wherein the first PAM-32 symbol constellation comprises the following set of constellation points: -1.4700, -1.2271, -0.9199, -1.0418, -0.5753, -0.5899, -0.7720, -0.7166, -0.0710, -0.0710, -0.1686, -0.1686, -0.4245, -0.4221, -0.3073, -0.3074, 1.4677, 1.2269, 0.9198, 1.0416, 0.5754, 0.5899, 0.7719, 0.7166, 0.0711, 0.0711, 0.1687, 0.1687, 0.4246, 0.4222, 0.3074, 0.3075.

85. The digital communication system of claim 65, wherein the first PAM-32 symbol constellation comprises a set of constellation points where each point is within 2.0371×10^{-2} from the following constellation points: -1.4459, -1.2257, -0.9275, -1.0560, -0.5517, -0.6082, -0.8006, -0.7125, -0.0628, -0.0637, -0.1743, -0.1712,

-0.4396, -0.4097, -0.2947, -0.3057, 1.4457, 1.2256, 0.9274, 1.0560, 0.5516, 0.6082, 0.8005, 0.7125, 0.0629, 0.0638, 0.1744, 0.1713, 0.4396, 0.4098, 0.2949, 0.3058.

86. The digital communication system of claim 65, wherein the first PAM-32 symbol constellation achieves at least 90% of the gain in parallel decode capacity of the given parallel decode capacity achieved by a non-uniform PAM-32 symbol constellation optimized for parallel decode capacity at the given SNR relative to a uniform PAM-32 symbol constellation, and wherein the first PAM-32 symbol constellation comprises a set of constellation points where each point is 0.9726×10^{-2} from the following constellation points: -1.4459, -1.2257, -0.9275, -1.0560, -0.5517, -0.6082, -0.8006, -0.7125, -0.0628, -0.0637, -0.1743, -0.1712, -0.4396, -0.4097, -0.2947, -0.3057, 1.4457, 1.2256, 0.9274, 1.0560, 0.5516, 0.6082, 0.8005, 0.7125, 0.0629, 0.0638, 0.1744, 0.1713, 0.4396, 0.4098, 0.2949, 0.3058.

87. The digital communication system of claim 65, wherein the first PAM-32 symbol constellation achieves 100% of the gain in parallel decode capacity of the given parallel decode capacity achieved by a non-uniform PAM-32 symbol constellation optimized for parallel decode capacity at the given SNR relative to a uniform PAM-32 symbol constellation, and wherein the first PAM-32 symbol constellation comprises the following set of constellation points: -1.4459, -1.2257, -0.9275, -1.0560, -0.5517, -0.6082, -0.8006, -0.7125, -0.0628, -0.0637, -0.1743, -0.1712, -0.4396, -0.4097, -0.2947, -0.3057, 1.4457, 1.2256, 0.9274, 1.0560, 0.5516, 0.6082, 0.8005, 0.7125, 0.0629, 0.0638, 0.1744, 0.1713, 0.4396, 0.4098, 0.2949, 0.3058.

88. The digital communication system of claim 65, wherein the first PAM-32 symbol constellation comprises a set of constellation points where each point is within 1.6887×10^{-2} from the following constellation points: -1.4100, -1.2114, -0.9340, -1.0567, -0.5593, -0.6315, -0.8180, -0.7261, -0.0437, -0.0791, -0.1969, -0.1577, -0.4687, -0.4099, -0.2822, -0.3293, 1.4100, 1.2114, 0.9340, 1.0567, 0.5593, 0.6315, 0.8180, 0.7261, 0.0436, 0.0791, 0.1969, 0.1577, 0.4687, 0.4099, 0.2822, 0.3292.

89. The digital communication system of claim 65, wherein the first PAM-32 symbol constellation achieves at least 90% of the gain in parallel decode capacity of the given parallel decode capacity achieved by a non-uniform PAM-32 symbol constellation optimized for parallel decode capacity at the given SNR relative to a uniform PAM-32 symbol constellation, and wherein the first PAM-32 symbol constellation comprises a set of constellation points where each point is 0.7390×10^{-2} from the following constellation points: -1.4100, -1.2114, -0.9340, -1.0567, -0.5593, -0.6315, -0.8180, -0.7261, -0.0437, -0.0791, -0.1969, -0.1577, -0.4687, -0.4099, -0.2822, -0.3293, 1.4100, 1.2114, 0.9340, 1.0567, 0.5593, 0.6315, 0.8180, 0.7261, 0.0436, 0.0791, 0.1969, 0.1577, 0.4687, 0.4099, 0.2822, 0.3292.

90. The digital communication system of claim 65, wherein the first PAM-32 symbol constellation achieves 100% of the gain in parallel decode capacity of the given parallel decode capacity achieved by a non-uniform PAM-32 symbol constellation optimized for parallel decode capacity at the given SNR relative to a uniform PAM-32 symbol constellation, and wherein the first PAM-32 symbol constellation comprises the following set of constellation points: -1.4100, -1.2114, -0.9340, -1.0567, -0.5593, -0.6315, -0.8180, -0.7261, -0.0437, -0.0791, -0.1969, -0.1577, -0.4687, -0.4099, -0.2822, -0.3293, 1.4100,

1.2114, 0.9340, 1.0567, 0.5593, 0.6315, 0.8180, 0.7261, 0.0436, 0.0791, 0.1969, 0.1577, 0.4687, 0.4099, 0.2822, 0.3292.

91. The digital communication system of claim 65, wherein the first PAM-32 symbol constellation comprises a set of constellation points where each point is within 1.0837×10^{-2} from the following constellation points: -1.3701, -1.1930, -0.9383, -1.0532, -0.5751, -0.6518, -0.8316, -0.7407, -0.0357, -0.0916, -0.2175, -0.1599, -0.4931, -0.4252, -0.2903, -0.3516, 1.3701, 1.1930, 0.9383, 1.0532, 0.5751, 0.6518, 0.8316, 0.7407, 0.0357, 0.0916, 0.2175, 0.1599, 0.4931, 0.4252, 0.2903, 0.3516.

92. The digital communication system of claim 65, wherein the first PAM-32 symbol constellation achieves at least 90% of the gain in parallel decode capacity of the given parallel decode capacity achieved by a non-uniform PAM-32 symbol constellation optimized for parallel decode capacity at the given SNR relative to a uniform PAM-32 symbol constellation, and wherein the first PAM-32 symbol constellation comprises a set of constellation points where each point is 0.4672×10^{-2} from the following constellation points: -1.3701, -1.1930, -0.9383, -1.0532, -0.5751, -0.6518, -0.8316, -0.7407, -0.0357, -0.0916, -0.2175, -0.1599, -0.4931, -0.4252, -0.2903, -0.3516, 1.3701, 1.1930, 0.9383, 1.0532, 0.5751, 0.6518, 0.8316, 0.7407, 0.0357, 0.0916, 0.2175, 0.1599, 0.4931, 0.4252, 0.2903, 0.3516.

93. The digital communication system of claim 65, wherein the first PAM-32 symbol constellation achieves 100% of the gain in parallel decode capacity of the given parallel decode capacity achieved by a non-uniform PAM-32 symbol constellation optimized for parallel decode capacity at the given SNR relative to a uniform PAM-32 symbol constellation, and wherein the first PAM-32 symbol constellation comprises the following set of constellation points: -1.3701, -1.1930, -0.9383, -1.0532, -0.5751, -0.6518, -0.8316, -0.7407, -0.0357, -0.0916, -0.2175, -0.1599, -0.4931, -0.4252, -0.2903, -0.3516, 1.3701, 1.1930, 0.9383, 1.0532, 0.5751, 0.6518, 0.8316, 0.7407, 0.0357, 0.0916, 0.2175, 0.1599, 0.4931, 0.4252, 0.2903, 0.3516.

94. The digital communication system of claim 65, wherein the first PAM-32 symbol constellation comprises a set of constellation points where each point is within 0.7084×10^{-2} from the following constellation points: -1.3295, -1.1740, -0.9426, -1.0490, -0.5927, -0.6709, -0.8440, -0.7558, -0.0342, -0.0985, -0.2317, -0.1663, -0.5143, -0.4424, -0.3021, -0.3699, 1.3295, 1.1739, 0.9426, 1.0490, 0.5927, 0.6709, 0.8440, 0.7558, 0.0342, 0.0985, 0.2317, 0.1663, 0.5144, 0.4424, 0.3021, 0.3664.

95. The digital communication system of claim 65, wherein the first PAM-32 symbol constellation achieves at least 90% of the gain in parallel decode capacity of the given parallel decode capacity achieved by a non-uniform PAM-32 symbol constellation optimized for parallel decode capacity at the given SNR relative to a uniform PAM-32 symbol constellation, and wherein the first PAM-32 symbol constellation comprises a set of constellation points where each point is 0.3063×10^{-2} from the following constellation points: -1.3295, -1.1740, -0.9426, -1.0490, -0.5927, -0.6709, -0.8440, -0.7558, -0.0342, -0.0985, -0.2317, -0.1663, -0.5143, -0.4424, -0.3021, -0.3699, 1.3295, 1.1739, 0.9426, 1.0490, 0.5927, 0.6709, 0.8440, 0.7558, 0.0342, 0.0985, 0.2317, 0.1663, 0.5144, 0.4424, 0.3021, 0.3664.

96. The digital communication system of claim 65, wherein the first PAM-32 symbol constellation achieves

100% of the gain in parallel decode capacity of the given parallel decode capacity achieved by a non-uniform PAM-32 symbol constellation optimized for parallel decode capacity at the given SNR relative to a uniform PAM-32 symbol constellation, and wherein the first PAM-32 symbol constellation comprises the following set of constellation points: -1.3295, -1.1740, -0.9426, -1.0490, -0.5927, -0.6709, -0.8440, -0.7558, -0.0342, -0.0985, -0.2317, -0.1663, -0.5143, -0.4424, -0.3021, -0.3699, 1.3295, 1.1739, 0.9426, 1.0490, 0.5927, 0.6709, 0.8440, 0.7558, 0.0342, 0.0985, 0.2317, 0.1663, 0.5144, 0.4424, 0.3021, 0.3664.

* * * * *