

Kiel Institute for World Economics
Duesternbrooker Weg 120
24105 Kiel (Germany)

Kiel Working Paper No. 1201

**A Preliminary Evaluation of Monetary
Policy Rules for Russia**

by

Akram Esanov, Christian Merkl and Lúcio Vinhas de Souza

January 2004

The responsibility for the contents of the working papers rests with the author, not the Institute. Since working papers are of preliminary nature, it may be useful to contact the author(s) of a particular working paper about results or caveats before referring to, or quoting, a paper. Any comments on working papers should be sent directly to the author(s).

A Preliminary Evaluation of Monetary Policy Rules for Russia

Akram Esanov
Christian Merkl
Lúcio Vinhas de Souza¹

Abstract: The paper reviews the recent conduct of monetary policy and the central bank's rule-based behavior in Russia. Using different policy rules, we test whether the central bank in Russia reacts to changes in inflation, output gap and the exchange rate in a consistent and predictable manner. Our results indicate that during the period of 1993-2002 the Bank of Russia has used *monetary aggregates* as a main policy instrument in conducting monetary policy.

Key words: Monetary policy rules; exchange rate; central bank; Russia.

JEL classification: E52, E61, F33, F41.

Lúcio Vinhas de Souza, Institute for World Economics (IfW), Düsternbrooker Weg 120, 24105 Kiel, Germany, phone +49 431 8814 205, fax +49 431 8814 500, e-mail desouza@ifw.uni-kiel.de

Akram Esanov, Research Assistant and student at the Advanced Studies Program (ASP) at the Institute for World Economics, Düsternbrooker Weg 120, 24105 Kiel.

Christian Merkl, Student at the Advanced Studies Programm (ASP) at the Institute for World Economics, Düsternbrooker Weg 120, 24105 Kiel.

¹ Christian Merkl is a student at the IfW's Advanced Studies Program (ASP), Akram Esanov is both a Research Assistant at the IfW and an ASP student, and Lúcio Vinhas de Souza is an Economist at the IfW. Akram Esanov and Lúcio Vinhas de Souza were financed by the USAID/IRIS Project n° 220/001.0-03-337 "Analysis of Monetary and Trade Policy Questions for the Russian Federation", of which Dr. Vinhas de Souza is the manager. We thank the comments of Felix Hammermann, IfW, Thomas Kick, FAU Nuremberg, Franziska Schobert, Deutsche Bundesbank, Elena Rumyantseva, Central Bank of Russia, Rainer Schweickert, IfW and Oleg Zamulin, NES, and of the participants of a ASP Seminar. All usual disclaimers apply.

1. Introduction

The last ten years have witnessed an upsurge in research on monetary policy rule evaluation motivated by the seminal paper of Taylor (Taylor, 1993). Following this study, a great number of researchers have investigated the Federal Reserve's (the US Central Bank) behavior using either a simple Taylor rule or some simple variations thereof, like including lags of short-term interest rate or output deviations. Overall, for the US or other developed countries, the Taylor rule explains rather well the behavior of central banks. Most of the time they stabilize deviations either from a target level inflation or output gap, using an interest rate instrument.

However, in the case of developing countries and emerging markets, the findings of monetary policy rule evaluations are somewhat inconsistent, with results changing, depending upon time span and model specification (Mohanty and Klau, 2003). This can be explained by several facts: given the specific nature of markets in emerging economies, the adequate policy instrument could not only be the short-term interest rate, but also the monetary base (a McCallum rule) or the exchange rate (a Ball rule). Additionally, the inclusion of the exchange rate in the central bank's reaction function does not contradict the objectives of central banks, if exchange rate stabilization is a precondition for both output stabilization and bringing down inflation to a targeted level (Taylor 2000).

Over the past few years a number of studies have investigated monetary policy rules in emerging markets, finding that even with some shortcomings, central banks in emerging markets follow also some rule-based monetary policy, and that an open-economy version of the Taylor rule can describe much of the variation in short-term interest rates (Calderon and Schmidt-Hebbel, 2003, Minella et al., 2003, Mohanty and Klau, 2003, Taylor 2002 and Torres Garcia, 2003).

It is, however, not clear whether this applies to transition economies, where financial markets are even less developed and where the implementation of a money-based monetary policy may face institutional problems. Because of even greater model specification difficulties and problems associated with collecting reliable data, very little research has been done on monetary policy rules in transitional economies. This study is one of the first attempts to fill this gap, as it examines the conduct of monetary policy in Russia during the period of 1993–2002. The empirical estimation of alternative rules for monetary policy allows a test of the statement that in financially less developed economies, monetary targeting rules can provide an effective description of the behavior of the monetary authorities –and, in the case of Russia, of its stated objectives (see Taylor, 2000).

The rest of the paper is organized as follows. Section 2 describes the evolution of the monetary policy instruments and the monetary regime followed by the Russian central bank in a chronological order. Section 3 specifies

different empirical models to be used in evaluating monetary policy rules, while Section 4 presents the results of our empirical estimations. Finally, Section 5 draws some conclusions.

2. Development of Monetary Policy in Russia

The dissolution of the Soviet Union at the end of 1991 did not immediately lead to the establishment of a truly *Russian* monetary authority (the Bank of Russia, or CBR), capable of conducting an independent and effective monetary policy,² as, until mid 1993, some of the former republics of the Soviet Union still used the rouble, the Russian national currency, and central banks of those republics conducted their own credit policy simultaneously with the Bank of Russia. Only after 1993 the Bank of Russia started to conduct its own independent monetary policy, although the scope of the policy was limited by the need to finance a huge budget deficit, mainly caused by a dramatic decline in output (see Figure 1). This loose monetary stance continued until the mid of 1995, when the Russian economy started showing signs of stabilization and a new law on the

² The Central Bank of the Russian Federation (Bank of Russia) was founded on 13 July 1990, based on the Russian Republic Bank of the State Bank of the Soviet Union. On 2 December 1990, the Supreme Soviet of the RSFSR passed the Law “On the Central Bank of the RSFSR (Bank of Russia)”, which declared the Bank of Russia a legal entity and the main bank of the Russian Federation.

Bank of Russia was passed, providing some degree of legal independence to the Bank of Russia in conducting monetary policy.³

These positive developments allowed the Bank of Russia to adopt a tighter monetary policy and to introduce a pegged exchange rate regime with a crawling band against the US dollar, from July 1995 onwards. As a result of these measures inflation slowed down (see Figure 2). Furthermore, because of favorable developments in the local securities market, direct credit to the government significantly decreased and the Bank of Russia started to conduct monetary policy through indirect instruments, such as interest rates and reserve requirements. However, the start of the Asian crisis of 1997 spread a negative shock throughout emerging markets. This external shock decreased investment confidence in Russia and caused capital outflows, forcing the Bank of Russia to defend the band. Although during the exchange market interventions in November 1997 the Bank of Russia lost over \$6 billion of its liquid reserves, which was equal to two thirds of total reserves at that time, the exchange band was successfully defended for a while.

Despite these efforts of the Bank of Russia, due to the severe financial crisis of August 1998, the government was forced to default its domestic debt

³ Nevertheless, still today the Bank of Russia maintains some functions not traditionally seen as belonging to a central bank: for instance, in spite of being a banking supervisor and regulator, the CBR has a majority stake in the largest Russian bank (and state owned bank), Sberbank Rossii, which has 23 percent of all banking assets, 70 percent of household deposits, 20 percent of corporate deposits and 21,000 branches across Russia, and, until late 2002, also had participation in the second largest state owned bank, the VTB. Further, acting as an agent for the Ministry of Finance, it set up and manages the government securities market, known as the GKO market.

obligations. The rouble was devalued and the exchange rate band was abandoned, leading to the adoption of a “dirty” floating regime (see Figure 3, where a *de facto* targeting of the nominal exchange rate after 1998 seems apparent).⁴ One consequence of the sharp depreciation was a rapid acceleration in inflation. Although rouble-denominated debt was restructured, investor confidence kept declining because of an increase in political uncertainty and private capital outflows. In such a situation, the Bank of Russia, fulfilling its role as a lender of last resort, attempted to preserve the payment system, which came to a halt during this period, by injecting liquidity into banking system through a reduction of reserve requirements and extending large amount of new credits. However, base money declined significantly in real terms, reflecting the sharp decline in output and increased use of non-monetary forms of payment.

⁴ This indicates that the choice of a flexible exchange rate regime would have been welfare improving for Russia, due to the shock-absorbing properties of such regimes –conditional on the quality of institutions and on the consistency of the policy mix (Vinhas de Souza and Ledrut, 2003)– and given the higher propensity of commodity-based economies to be buffeted by external shocks. Also, the higher vulnerability of hard peg regimes to crises (Babula and Otker-Robe, 2003) would indicate that, contrary to earlier studies (Dabrowski et al., 2002) a mere flexible exchange rate regime would have been better for Russia.

Figure 1. GDP Index and M1 (Index1993=100)

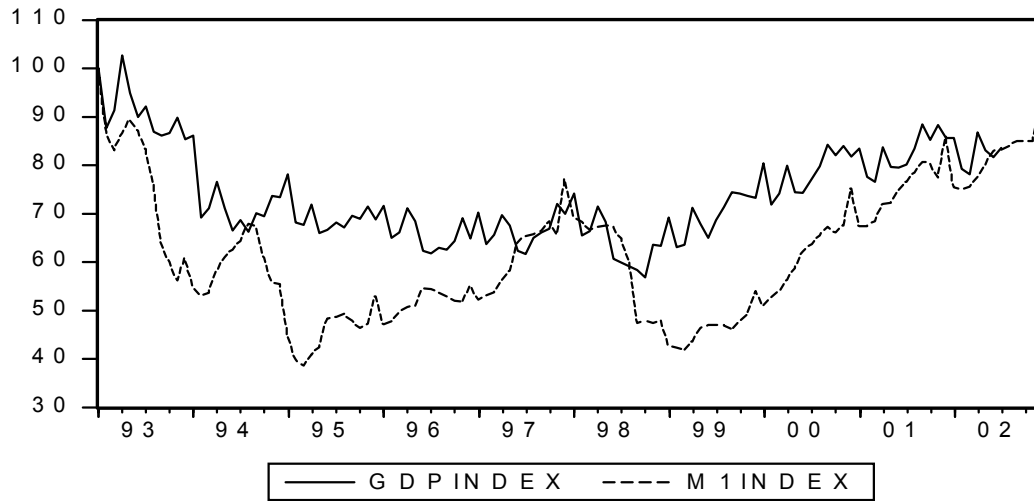


Figure 2. Refinancing Rate and Inflation (Quarterly Based, in percent)

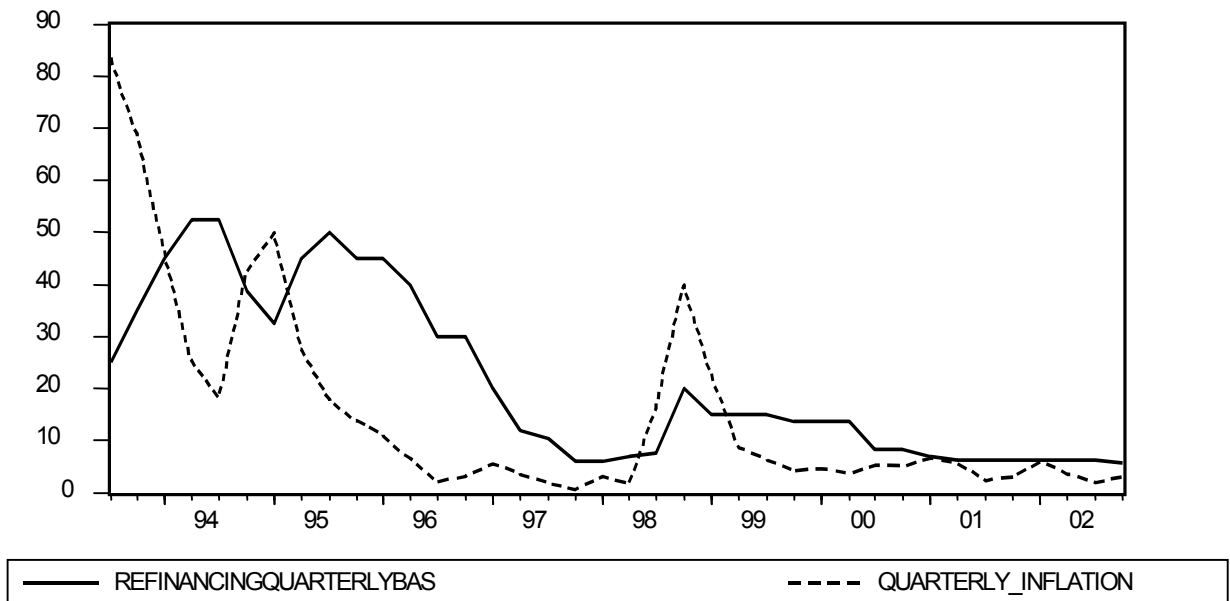
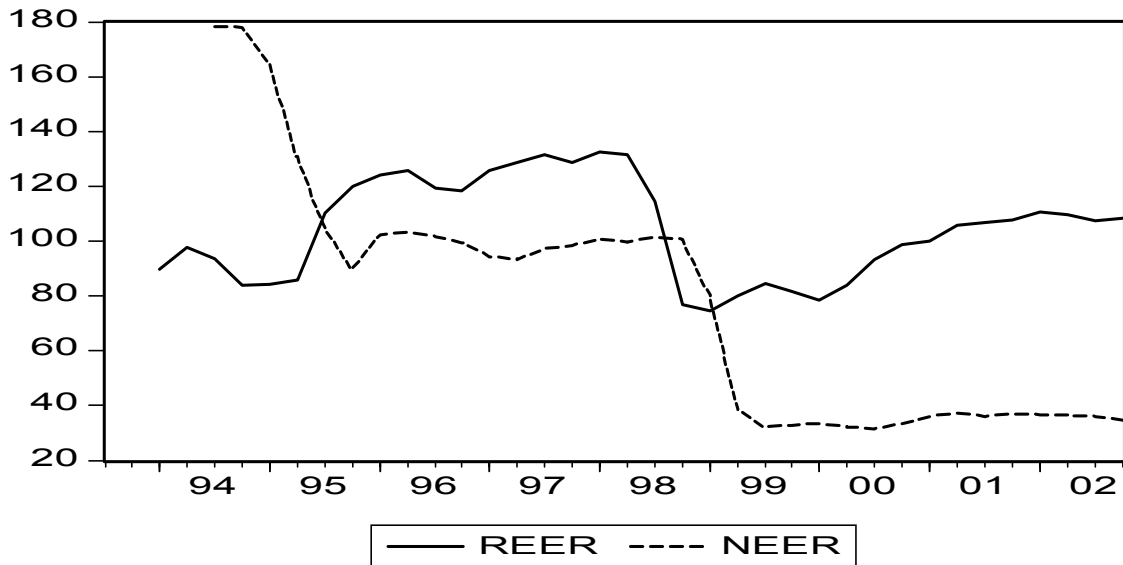


Figure 3. Real and Nominal Effective Exchange Rates (1995=100)



As a consequence of the inflationary pressures, in 1999 one of the main objectives of the Bank of Russia was to bring inflation down, initially to 30 percent and later to a 12–14 percent range, while keeping output decline in the range of 1–3 percent, within the framework of a “dirty float”⁵ of the rouble. To achieve this objective, monetary policy was tightened by reducing net credit to banking system. Because of this measure, inflation fell sharply and the exchange rate depreciation stopped. Furthermore, fiscal performance significantly improved, due to the approval of a new package of fiscal measures and improvements in revenue collection. As world energy prices increased (over 50% of Russia’s exports are of energy-related products –oil and gas), resulting in trade surpluses, renewed capital inflows and a resumption of growth in

⁵ See the classification of Edwards and Savastano (1999).

Russia. The effects of these developments on the (real) exchange rate caused it to become one of the main targets of monetary policy (see Figure 3).

According to the Bank of Russia, the main objective of its monetary policy in 2000 was to reduce inflation to 18 percent and to achieve an annual growth rate of GDP of 1.5 percent. However, the continuing strength of the balance of payments and the Bank of Russia's reluctance to permit a real appreciation of the rouble has placed increasing pressure on monetary policy. Given this continued favorable economic situation in recent years, the Bank of Russia has placed more weight on the exchange rate stability, while accepting the inflationary consequences of such a decision. This policy of the Bank of Russia has slowed the *real* appreciation of the rouble and reduced inflation, even though the pace of disinflation has been slower than the one formally targeted by the authorities.⁶

3. Specification of the Empirical Model

As described above, since 1991 the Russian economy has experienced both sharp fluctuations in main macroeconomic variables and deep structural changes. Given this unstable nature of the economic environment in Russia, the task of estimating a monetary policy rule is complicated and no single policy

⁶ The policy relevance of such concerns with real appreciation are somewhat doubtful, as is unclear if the real exchange rate of the Russian rouble is above its long run equilibrium value, or merely recovering from an undershooting (see IMF, 2003).

rule equation might fully capture all aspects of the central bank behavior during this period. Therefore, we will estimate different types of rules, described below. The recent literature on monetary policy rules primarily distinguishes two types of instrument rules: interest rate based instrument rules and monetary based instrument rules, referred to as the Taylor rule and the McCallum rule (McCallum, 1988), respectively.⁷ The key difference in these rules involves the choice of the instrument in central bank's reaction function in response to changes in macroeconomic conditions. While the Taylor rule, which uses a short-term nominal interest rate as an instrument, is widely used in monetary policy estimations because of its simplicity, the McCallum rule uses the growth rate of monetary base as an instrument, which figured prominently in monetary policy formulation before the nineties.⁸

Originally, both rules were designed to be used in the evaluation of the monetary policy in large industrial countries, and many observers expressed concerns regarding the effectiveness of this basic policy rules in evaluating the conduct of monetary policy in emerging economies. This concern raises the question as to what kind of modifications are needed to fit better the realities of emerging economies, with underdeveloped financial markets, dependence on

⁷ Razzak (2001) shows that the McCallum and Taylor rules are, as one should expect, co-integrated.

⁸ Perhaps the most traditional of those *quasi* "monetary targeters" was the German central bank, the Deutsche Bundesbank (more precisely, the Bundesbank announced M3 as an intermediate target –"Zwischenziel", it did not use it as an instrument or operational target). Several works (see, for instance, Clarida and Gertler, 1996) put into question the reliance of the Bundesbank on monetary aggregates even during its "golden age".

primary commodity exports, sharp swings in productivity and relative prices, and high exposure to volatile capital flows.

To address adequately this question, researchers use modified versions of these instrument rules. One general consensus in this regard is that monetary policymakers in emerging economies are more concerned about exchange rate movements than those in mature economies (for instance, see Williamson, 2000), among other reasons due to the degree of exchange rate pass-through to prices. Hence, the exchange rate has been incorporated, resulting in the open economy version of the central bank's reaction function.⁹ Moreover, some researchers, such as Ball (1998), even suggest that in a small open economy the central bank could use a weighted average of the nominal interest rate and the exchange rate as an instrument. However, this type of "hybrid rule" has not been popular among empirical researchers because of uncertainties involved in determining weights.¹⁰

Taylor rule

In his seminal work, Taylor (1993) proposed the following, now well known, policy rule to describe the Fed's behavior in setting the short term interest rates:

$$i = \pi + 0.5y + 0.5(\pi - 2.0) + 2.0 \quad (1)$$

⁹ Detken and Gaspar (2003) show that a monetary authority that cares about price deviations will also care about exchange rate developments, even without formally targeting those.

¹⁰ Ball-type rules are hybrid rules, related to the Monetary Conditions Index (MCI) literature (see Freedman, 1996). An MCI is an indicator of the stance of monetary policy, which does not only consider an output target but also the influence of the exchange rate on inflation.

where i is the short term interest rate, π is the inflation over the four previous quarters, y is the percent deviation of real GDP from a target (or “output gap”). The inflation target and the equilibrium real interest rate are set at 2.0 and assumed as constant over time. The “policy maker” is here assumed to care, with equal weights, about deviation of inflation and output from target. In this formulation Taylor used a linear trend to approximate potential output.

This simple equation cannot be estimated in the original form in the case of Russia, since a relatively stable long-run average inflation does not exist. The only way to estimate equation (2) is to assume that there is a constant intercept and estimate the coefficients by running a simple regression without specifying the other parameters of the model. Our initial results, where the output gap was calculated by using a linear de-trending approach gained unsatisfactory results, so we recalculated the output gap making use of a different approach, namely the traditional Hodrick-Prescott (HP) filter.¹¹

Following Taylor (2001), we estimate the modified open economy Taylor rule below:

$$i_t = \beta_0 + \beta_1\pi + \beta_2y_t + \beta_3xr_t + \beta_4xr_{t-1} + \beta_5i_{t-1} + u_t, \quad (2)$$

¹¹ The HP filter is the usual method to “smooth-out” the estimate of the long-term trend component of a series. It is a two-sided linear filter that computes a smoothed series, denoted by os_t , of an original series, denoted by $y_{hp,t}$ below, by minimizing the variance of y around os_t , subject to a “penalty parameter” that constrains the second difference of os_t . That is, the HP filter chooses os_t as to minimize

$$\sum_{t=1}^T (y_{hp,t} - os_t)^2 + \lambda \sum_{t=2}^{T-1} [(os_{t+1} - os_t) - (os_t - os_{t-1})]^2$$

The penalty parameter λ controls the smoothness of the series. The larger the λ used, the smoother the series os_t will be. The HP filter has known limitations on short samples and also on its estimated end sample.

where x_t is the growth of the real effective exchange rate, u_t is a white noise error term and $t-1$ indicates the past values of the variables. The remaining variables are the same as in the equation (2). The expected signs of the parameters are as follows: $\beta_0, \beta_2, \beta_5 > 0, \beta_1/(1-\beta_5) > 1, \beta_3 < 0$, and $\beta_4 < 0$.

Money based rules

As discussed in Section 2, the short-term interest rate has not been the most important instrument in conducting monetary policy in Russia.¹² Uncertainty in measuring real interest rates and big shocks to investment or net exports may make monetary aggregates a preferred instrument. This may be the case in Russia, especially at the beginning of the nineties.

The McCallum rule can be expressed as follows:

$$\Delta b_t = \Delta x^* - \Delta v_t + 0.5(\Delta x^* - \Delta x_{t-1}) + \mu_t \quad (3)$$

where Δb_t is the rate of growth of the monetary base in percent per year, Δx^* is the target rate of growth of nominal GDP, in percent per year, Δv_t the rate of growth of base velocity, in percent per year, and averaged over the previous four years in the original McCallum estimation, and Δx is rate of growth of nominal GDP in percent per year. In this rule the target value of nominal GDP growth is calculated as the sum of the target inflation rate and the long-run average rate of growth of real GDP.

¹² Currently the Bank of Russia officially adopts a money supply –aggregate M2– as an intermediate anchor to policy.

Despite the problems associated with the direct control of the M1 monetary aggregate and significant fluctuations in money velocity, we will use this aggregate as a policy instrument for monetary policy in Russia. We are also aware of the fact that some existing studies attempt to explain inflation dynamics by the growth of monetary aggregates (see e.g. Pesonen and Korhonen, 1998, Dabrowski et al., 2003) using monetary aggregates as an explanatory variable. However, our Granger causality tests indicate that at least in the short-run –up to seven months– there is only a Granger causality from prices to monetary aggregates, and not the other way around.

It is widely accepted that the time series data usually suffer some level of autocorrelation, and if it is not corrected the estimation results cannot be treated as reliable. To correct for the autocorrelation problems, we will use differences rather than levels and add several lags, according to information criteria and statistical significances of the coefficients.

Finally, to address the econometric problem caused by several possible structural breaks in the Russian economy during the period 1993–2002, we use dummy variables.

4. Empirical results

Data and Methodology

Data for Russia have to be treated cautiously. The availability is limited and phenomena such as dollarization and the barter economy may lead to a somewhat biased picture. Some authors (see e.g. Falcetti et al., 2000) also believe that the decline in output was overestimated during the first years of the transition period.¹³ In our empirical estimations we use monthly data covering the time span 1993-2002. This period has been chosen for data availability reasons. Alternatively, in several occasions we use quarterly data to check the robustness of our results. The sources of the data are the International Monetary Fund's International Financial Statistics database, the website of the Bank of Russia, the monthly database of the Vienna Institute for International Economic Studies (WIIW), and the Russian European Centre for Economic Policy (RECEP). For our purposes, we need data on short-term interest rates (refinancing rates), consumer price inflation, monetary aggregates, the output gap, different exchange rate measures (dollar exchange rate, nominal effective exchange rate, and real effective exchange rate), the labor share as a proxy for the output gap, and the budget deficit. We use output numbers from RECEP and WIIW (industrial production numbers) and deflated them by the monthly consumer price inflation, due to the lack of a monthly GDP deflator.

¹³ For instance, Åslund (2001) estimates that, for an official figure of just 60.2 percent of the Russian 1989 GDP in 1995, the actual figure after taking into account, among other things, illegal and under-reported activities, was an amazing 94 percent, or, in other terms, a mere marginal GDP loss.

Results for the Taylor Rule

When we estimate an open economy version of the Taylor rule – in levels and in differences, the estimated coefficient of inflation is only significant in one specification (see Table 1). The estimated coefficient of the output gap does not show the expected sign and is insignificant (other proxies of the output gap such as the real unit labor cost suggested by Gali and Gertler (1999) also shows unsatisfactory results). The estimated coefficients of the exchange rate variables are insignificant. The estimated coefficient of the lagged interest rate is equal to 0.9 and remains relatively stable over the different model specifications, indicating that the interest rate in a new period is about 90 percent of the old interest rate plus the effect of the other independent variables (in the level estimations). The long-run response of the central bank can be calculated as follows:

$$\beta^{LR} = \frac{\beta_{inf}}{1 - i_{t-1}} \quad (5)$$

where β^{LR} is the long-run response on inflation and β_{inf} is the estimated coefficient for year-to-year inflation. We get a long-run response of about 0.3 and thus the Taylor principle ($\beta^{LR} > 1$) does not hold. This means that according to our estimations the central bank reacts to a one percent increase of inflation with less than a one percent increase in the short-term nominal interest rate (decrease in real interest rate).

This unsatisfactory result of the output gap might be caused by the facts that the objective of the Bank of Russia was limited to inflation and exchange rate stabilization or that the real time data significantly differed from the ex-post-data so that we get a biased picture in our estimations (see e.g. Orphanides, 2001). Assuming that the Bank of Russia was indeed concerned with the output stabilization during this period, we built a real-time series to correct this bias in data. We used the yearly output data published in the annual reports of the Bank of Russia,¹⁴ and on the basis of them constructed a monthly series, interpolating and re-basing the available industrial production monthly series from the WIIW. When we run regressions using this “real-time” output gap, its estimated coefficients are always non-significant and no substantial changes are observed in the regressions (we do not present those results).

Overall, the estimation results suggest that a simple Taylor rule and its modifications do not describe well interest rate setting behavior of the Bank of Russia.

Results for the McCallum Rule

Because of data availability problems for the M1 series, some missing points have been recovered by using the M2 series, since these two series are highly correlated (over 95 percent).¹⁵ We deflated the approximated monetary

¹⁴ For differences between the original WIIW series and the “real-time” series, see Graph 1 in the Appendix.

¹⁵ The monetary base has is also highly correlated with M1 -89 percent- and its use does not change the results.

aggregates series with the monthly consumer price index. We expect that the signs of the estimated coefficients will be reversed, as a decrease in M1 means a monetary contraction and a decrease in the interest rate a monetary expansion.

The estimated coefficients are statistically insignificant, indicating a poor performance of the original McCallum rule as specified in equation (3). Moreover, this regression specification has another statistical disadvantage, as it requires discarding a large number of observations in order to average the velocity of money over the four-year period. Because of this drawback, we decided to estimate a modified McCallum rule, where the interest rate instrument (of a Taylor type rule) is substituted by a deflated monetary aggregate. When we run regressions using the forward interpolated “real-time” output gap, the estimated coefficients show always the expected signs and are statistically significant for the period from 1994 – 2002 ¹⁶ (see Table 2).¹⁷

Overall, the estimation results allow us to conclude that the Bank of Russia has been targeting monetary aggregates in its policy decisions. At times of high inflation pressure, or a positive output gap calculated on the basis of the constructed real-time data, the Bank of Russia responded by reducing monetary

¹⁶ Because of the used approximation to real-time data, the results do not necessarily mean that the CBR was concerned with output stabilization, but they indicate that this *may have been the case*. Further evidence can only be obtained with actual real-time data, which was not available to us.

¹⁷ We can further improve our model by adding a new variable, the growth rate of the Bank of Russia’s foreign assets (i.e. reserves), to the regression equation (however, in this case we have data only from the mid of 1995: for this reason, we do not show the results). Depending on the regression specifications the magnitude of the estimated coefficient ranges from 0.16 to 0.19 and is highly significant. Moreover, with this specification we obtained improved results for the adjusted R^2 , it increased from 0.76 to 0.81 for the same sample period.

aggregates in real terms, while at times of exchange rate appreciation the policy response was an expansionary monetary policy. Moreover, these results are not sensitive to the model specification and there are no major statistical problems.

Testing responses during different time periods

The Russian economy has experienced different shocks during different time periods, and it would be insightful to see whether the Bank of Russia has responded differently in different periods. Since the “money based” model performs best in the previous estimations, we will test it for different time periods.¹⁸ First of all, we separate the period before and after 1995, as Chow breakpoint tests indicate a structural break at this time (but, peculiarly, not in August 1998). We use for this purpose the equation (“full model”, see Table 2) of the following type:

$$\begin{aligned} \Delta(\log(M1)) = & \beta_0 + \beta_1 \text{inf}_t + \beta_2 d \text{inf}_t + \beta_3 \text{inf}_{t-1} + \beta_4 y_t + \beta_5 \text{dollar}x_t + \\ & + \beta_6 d \text{dollar}x_t + \beta_7 \text{dollar}x_{t-1} + \beta_8 \Delta(\log(M1_{t-1})) + \beta_9 d_1 + \beta_{10} d_2 + \beta_{11} d + u_t \end{aligned} \quad (8)$$

where d is a dummy variable that is one for the period before 1995 and zero otherwise, and d_1 and d_2 are seasonal dummies for December and January over the sample period, respectively.

The estimation results clearly suggest that the Bank of Russia conducted different monetary policies before and after 1995. The estimated coefficients indicate that before 1995 the Bank of Russia was more concerned with reducing

¹⁸ Briefly, the results of estimating the interest rate rule varying the timeframe are similar to the ones obtained before. We can show that the CBR had different policy priorities depending on the time period. But the results suffer, again, from insignificance problems.

inflation,¹⁹ while after 1995 priorities have shifted towards exchange rate stabilization. These findings are consistent with the official announcements of the Bank of Russia.

We obtain a similar result when we use a dummy variable for the crawling peg period, from October 1994 through August 1998. As one would expect, the commitment to react to changes in the exchange rate was greater during that period. During the high inflation period, the Bank of Russia attached a greater priority to inflation, while at times of relatively low inflation the main concern was exchange rate stabilization.

¹⁹ Of course, average inflation before 1995 was also substantially greater than after 1995.

5. Concluding Remarks

This paper examined the conduct of monetary policy in Russia during the period of 1993–2002. We estimated the Taylor rule and the McCallum rule, using both monthly and quarterly data. The regression results indicate that a simple Taylor rule and its different variations, where the short-term interest rate was used as a policy instrument, describes poorly the interest rate setting behavior of the Bank of Russia.

The McCallum rule, where the policy instrument is a monetary aggregate, fits best the data. Again, given that the bank of Russia officially adopts a money supply as an intermediate anchor to policy and that, even today, its main *actual* instrument of monetary policy are deposit auctions, this is a consistent result.

Nevertheless, this is in sharp contrast with the recent experience of other advanced emerging markets, where interest rate rules produce a good description of the policy setting behavior of the monetary authority (see, for instance, Mohanty and Klau, 2003, Minella et al., 2003, Torres Garcia, 2003). The estimated coefficients are significant and remain unchanged across different equation specifications. The results indicate that during the period of 1993–2002 the Bank of Russia has used monetary aggregates as a main policy instrument in conducting monetary policy. Furthermore, the presented results also suggest that before 1995 the Bank of Russia was more concerned with inflation reduction, while after 1995 the primary objective was exchange rate stabilization. The estimation results of the hybrid, or Ball rule, where a weighted average of the

interest rate and the exchange rate is used as a policy instrument, draw a mixed picture. Depending on the choice of the weights, results change and most of the time the estimated coefficients are insignificant.

The results on our estimations, of course, are backward looking, in the sense that they represent the relationships that existed so far in the data. As the experience of other advanced emerging markets show, the promotion of forward looking behavior among Russian economic agents, aided by the development of stronger institutions –especially by the strengthening of the credibility of the Bank of Russia and the development of its policy instruments, as indicated by the late 2002 reforms, plus the deepening of Russia's financial markets, shall, *in time*, enable the implementation of a successful interest rate policy rule, coupled with inflation targeting and a floating exchange rate regime, which shall also reduce the GDP costs of disinflation (as Minella et al., 2003, shows for a similarly advanced emerging market, which is a also a large economy, with an important primary sector and a history of macro instability, namely, the Federal Republic of Brazil)²⁰.

²⁰ As a sign of this, Taylor rule regressions run only for the period after 2000, do show the expected signs for the variables, but most of them are non-significant (also, one must caution that this is a very short period and that the number of observations is therefore very limited).

References

- Åslund, A. (2001). The myth of output collapse after communism. Carnegie Endowment Working Papers Series No. 18.
- Ball, L. (1998). Policy rules for open economies, NBER Working Paper No. 6760.
- Calderon, C., and K. Schmidt-Hebbel (2003). Macroeconomic policies and performance in Latin America, *Journal of International Money and Finance*, 27(7): 895–924.
- Clarida, R. and M. Gertler (1996). How the Bundesbank conducts monetary policy. NBER Working Papers No. 5581.
- Dabrowski, M., W. Paczynski, and L. Rawdanowicz (2002). Inflation and monetary policy in Russia: Transition experience and future recommendations, CASE Studies and Analyses, Warsaw, Poland.
- Detken, C. and V. Gaspar (2003). Maintaining price stability under free-floating: a fearless way out of the corner? ECB Working Papers Series No. 241.
- Falcetti, E., M. Raiser, and P. Sanfey (2000). Defying the odds: initial conditions, reforms and growth in the first decade of transition, EBRD Working Paper No. 55.
- Freedman, C. (1996). The use of indicators and of the monetary conditions index in Canada. In Bank of Canada, ed., *The Transmission of Monetary Policy in Canada*. Ottawa, Canada, 67–79.
- Gali, J. and M. Gertler (1999). Inflation dynamics: A structural econometric analysis, *Journal of Monetary Economics*, 44(2): 195–222.
- IMF (2003). Russian Federation: Selected issues. Country Report No. 03/146.
- McCallum, B. (1988). Robustness properties of a rule for monetary policy, Carnegie-Rochester Conference Series on Public Policy 29, (North-Holland) 173–204.
- Minella, A., P. Springer de Freitas, I. Goldfajn, M. Kfoury Muinhos (2003). Inflation targeting in Brazil: Constructing credibility under exchange rate volatility, *Journal of International Money and Finance*, 27(7): 1015–1040.
- Mohanty, M. and M. Klau (2003). Monetary policy rules in emerging market economies, Issues and Evidence, Working Paper presented at the Kiel Workshop for Monetary Policy and Macroeconomic Stabilization in Latin America, Kiel Institute for World Economics, 11–12 September 2003.
- Orphanides, A. (2001). Monetary policy rules based on real-time data, Division of Monetary Affairs, *American Economic Review*, 91(4): 964–985.

- Pesonen, H. and K. Iikka (1998). The short and variable lags of Russian monetary policy, *Review of Economies in Transition*, 1998, No. 4, Bank of Finland.
- Razzak, W. (2001). Is the Taylor rule really different from the McCallum rule? Reserve Bank of New Zealand Discussion Paper 2001/07.
- Taylor, J. (1993). Discretion versus policy rules in practice, *Carnegie-Rochester Conference on Public Policy* 39, 195–214, North Holland.
- Taylor, J. (2000). Using monetary policy rules in emerging market economies, Revised paper presented at the 75th anniversary conference at the Banco de Mexico.
- Taylor, J. (2001). The role of the exchange rate in monetary policy rules, *American Economic Review Papers and Proceedings* 91: 263–267.
- Torres Garcia, A. (2003). Monetary policy and interest rates: evidence from Mexico, Working Paper presented at the Kiel Workshop for Monetary Policy and Macroeconomic Stabilization in Latin America, Kiel Institute for World Economics, 11–12.
- Vinhas de Souza, L. and E. Ledrut (2003). Modelling alternative paths to EMU for the Accession Countries, in L.M.Vinhas de Souza and B. van Aarle, eds., *The Euroarea and the New EU Member States*, November 2003, Palgrave-Macmillan Press, United Kingdom, 39–53.
- Woodford, M. (1999). Pitfalls of forward-looking monetary policy. Mimeo, Stanford University.

Appendix

Table 1: Testing a Taylor rule for Russia, 1993-2002.

Independent variable	Open economy rule – in levels (with yearly inflation)	Open economy rule – in levels (with quarterly inflation)	Open economy rule – in differences (with yearly inflation) ¹⁾	Open economy rule – in differences (with quarterly inflation) ¹⁾
Intercept	3.674 (2.626)	2.5922 (2.5667)	-2.3490 (1.7837)	-2.4329 (1.8413)
Year-to-year consumer price inflation ¹⁾	0.0341 (0.0095) ***		0.0556 (0.0585)	
Quarter-to-quarter inflation ¹⁾		0.3931 (0.3143)		0.0657 (0.2990)
Quarter-to-quarter inflation (-1) ¹⁾		-0.0214 (0.2859)		-0.0345 (0.3193)
Output gap (ex post data)	-0.1732 (0.5103)	0.0206 (0.4917)	1.011 (0.443) **	1.0133 (0.4611) **
Growth bilateral dollar exchange rate	-10.9646 (21.2278)	-23.0876 (24.4396)	10.2635 (21.1343)	11.3104 (23.6234)
Growth in bilateral dollar exchange rate (-1)	12.3213 (20.1511)	-6.3265 (22.4015)	32.4323 (20.2822)	33.3887 (22.6969)
Interest rate (-1) ¹⁾	0.8823 (0.0342) ***	0.8902 (0.0341) ***	-0.2393 (0.0967) **	-0.2276 (0.0969) **
R square	0.94	0.94	0.10	0.10
Adjusted R square	0.94	0.94	0.06	0.04
Durbin Watson statistics	2.54	2.56	2.19	2.16
Breusch-Godfrey test	No rejection	No rejection	No rejection	No rejection

Notes:

-The Breusch-Godfrey serial correlation LM-test (with no autocorrelation as a null hypothesis) was conducted for twelve lags.

- (-1) indicates a first lag.

-The effective sample period is 1993:3 – 2002:12 since we lose two months because of lags and differences.

¹⁾ In this model the refinancing rate in differences is the dependent variable. Inflation rates and the lagged interest rate are used in differences too.

-Standard errors are in parentheses. The asterisks indicate levels of significance a 10 (*), 5(**) or 1 (***) percent level.

Table 2: Testing a McCallum rule for Russia, 1993-2002.

Independent variable	Full Model	Independent variable (1994-2003)	Difference model with "real time" output gap	Difference model with ex-post output gap
Intercept	0.0123 (0.0045) ***	Intercept	0.0164 (0.0040) ***	0.0157 (0.0043) ***
Monthly inflation	-0.0017 (0.0015)	Output gap (real time data – forward interpolation)	-0.0022 (0.0009) **	
Dummy (for period before 1995) * monthly inflation	-0.0050 (0.0020) **	Output gap (ex post data)		-0.0006 (0.0010)
Monthly inflation (-1)	-0.0013 (0.0007) *	Growth in real effective exchange rate	0.4311 (0.0671) ***	0.4020 (0.0727) ***
Output gap (ex post data)	0.0010 (0.0009)	Growth in real effective exchange rate (-1)	-0.2738 (0.0642) ***	-0.2544 (0.0671) ***
Growth in bilateral dollar exchange rate	-0.2920 (0.0846) ***	Growth rate of M1(-1)	0.2700 (0.0659) ***	0.2494 (0.0688) ***
Pre-1995 Dummy for growth in bilateral dollar exchange rate	0.2701 (0.1262) **	Seasonal dummy for January	-0.1313 (0.0125) ***	-0.1275 (0.0131) ***
Growth in bilateral dollar exchange rate (-1)	0.1107 (0.0480) **	Seasonal dummy for December	0.0861 (0.0107) ***	0.0825 (0.0108) ***
Growth rate of M1(-1)	0.2821 (0.0666) ***	R square	0.78	0.77
Seasonal dummy for January	-0.1294 (0.0130) ***	Adjusted R square	0.76	0.75
Seasonal dummy for December	0.0885 (0.0107) ***	Durbin Watson statistics	2.03	1.98
Dummy for the period before 1995	0.0431 (0.0231) *			
R square	0.76			
Adjusted R square	0.74			
Durbin Watson statistics	1.97			
Breusch-Godfrey test	No rejection			

Notes:

-The Breusch-Godfrey serial correlation LM-test (with no autocorrelation as a null hypothesis) was conducted for twelve lags.

-(-1) indicates a first lag

-The effective sample period is 1993:3 – 2002:12 since we lose two months because of lags and differences.

-¹ In this case we deduct the HP-trend from quarter-to-quarter inflation and the growth in the dollar exchange rate.

-Standard errors are in parentheses. The asterisks indicate levels of significance at 10 (*), 5(**) or 1 (***) percent level.

Graph 1: Differences between Ex-Post and "Real Time" Data

