



BANK OF FINLAND DISCUSSION PAPERS

29 • 2003

Luis H.R. Alvarez – Erkki Koskela
Research Department
12.11.2003

Irreversible investment under
interest rate variability:
new results

Suomen Pankin keskustelualoitteita
Finlands Banks diskussionsunderlag

**Suomen Pankki
Bank of Finland
P.O.Box 160
FIN-00101 HELSINKI
Finland
☎ + 358 9 1831**

<http://www.bof.fi>

BANK OF FINLAND DISCUSSION PAPERS

29 • 2003

Luis H.R. Alvarez* – Erkki Koskela**
Research Department
12.11.2003

Irreversible investment under interest rate variability: new results

The views expressed are those of the authors and do not necessarily reflect the views of the Bank of Finland.

* Department of Economics, Quantitative Methods in Management, Turku School of Economics and Business Administration, FIN-20500 Turku, Finland, e-mail: luis.alvarez@tukkk.fi.

** Department of Economics, University of Helsinki, FIN-00014 University of Helsinki, Finland and the Research Department of the Bank of Finland, P.O. Box 160, FIN-00101 Helsinki, Finland. E-mail: erkki.koskela@helsinki.fi.

The research of Luis H.R. Alvarez has been supported by the Foundation for the Promotion of the Actuarial Profession and the Yrjö Jahnsson Foundation. Erkki Koskela thanks the Research Unit of Economic Structures and Growth (RUESG) in the University of Helsinki and the Yrjö Jahnsson Foundation for financial support and CESifo at the University of Munich and the Bank of Finland for hospitality. The authors are grateful to an anonymous referee for very helpful comments and to Heikki Ruskeapää for his assistance in the MATHEMATICA©-calculations.

Suomen Pankin keskustelualoitteita
Finlands Banks diskussionsunderlag

<http://www.bof.fi>

ISBN 952-462-096-0
ISSN 0785-3572
(print)

ISBN 952-462-097-9
ISSN 1456-6184
(online)

Suomen Pankin monistuskusku
Helsinki 2003

Irreversible investment under interest rate variability: new results

Bank of Finland Discussion Papers 29/2003

Luis H.R. Alvarez – Erkki Koskela
Research Department

Abstract

The current literature on irreversible investment decisions usually makes the assumption of a constant interest rate. We study the impact of interest rate and revenue variability on the decision to carry out an irreversible investment project. Given the generality of the valuation problem considered, we first provide a thorough mathematical characterization of the two-dimensional optimal stopping problem and develop some new results. We establish that interest rate variability has a profound decelerating or accelerating impact on investment demand depending on whether the current interest rate is below or above the long run steady state interest rate, and that its quantitative size may be very large. Allowing for interest rate uncertainty is shown to decelerate rational investment demand by raising both the required exercise premium of the irreversible investment opportunity and the value of waiting. Finally, we demonstrate that increased revenue volatility strengthens the negative impact of interest rate uncertainty and vice versa.

Key words: irreversible investment, variable interest rates, free boundary problems

JEL classification numbers: Q23, G31, C61

AMS classification numbers: 91B76, 49K15, 49J15

Peruuttamattomat investoinnit muuttuvalla korolla: Uusia tuloksia

Suomen Pankin keskustelualoitteita 29/2003

Luis H.R. Alvarez – Erkki Koskela
Tutkimusosasto

Tiivistelmä

Peruuttamattomia investointeja käsittelevässä kirjallisuudessa koron oletetaan yleensä olevan vakio. Tässä tutkimuksessa selvitetään ajassa muuttuvan koron ja tulojen vaikutusta päätökseen toteuttaa peruuttamaton investointiprojekti. Tarkasteltavan arvostusongelman teknisen yleisyyden vuoksi luonnehditaan ensin muuttuvasta korosta ja tuloista johtuva kaksikulotteinen optimaalinen pysäytysongelma ja kehitetään uusia tuloksia. Tutkimuksessa käy ilmi, että muuttavalla korolla on suuri hidastava tai kiihdyttävä vaikutus investointikysyntään sen mukaan, onko nykyinen korko pitkän aikavälin tasapainokorkoa matalampi vai korkeampi, ja että muuttuvan koron kvantitatiivinen vaikutus voi olla hyvin huomattava. Korkeopävarmuuden huomioon ottaminen pienentää investointikysyntää, koska se kasvattaa sekä vaadittua investointimahdollisuuden toteuttamispreemiota että odottamisen arvoa. Lopuksi osoitetaan, että kasvava tuloepävarmuus voimistaa korkoepävarmuuden negatiivista vaikutusta ja päinvastoin.

Avainsanat: peruuttamattomat investoinnit, muuttuvat korot

JEL-luokittelu: Q23, G31, C61

AMS-luokittelu: 91B76, 49K15, 49J15

Contents

Abstract	3
Tiivistelmä	4
1 Introduction	7
2 Irreversible investment with deterministic interest rate variability	8
3 Irreversible investment with interest rate uncertainty	14
4 Irreversible investment with interest rate and revenue uncertainty	18
5 Conclusions	20
References	21
Appendix A Proof of theorem 2.1	23
Appendix B Proof of corollary 2.2	24
Appendix C Proof of theorem 2.4	24
Appendix D Proof of lemma 2.5	25
Appendix E Proof of theorem 3.1	25
Appendix F Proof of lemma 3.2	26
Appendix G Proof of theorem 3.3	27

1 Introduction

Most major investments are at least partly irreversible in the sense that firms cannot disinvest. This is because most capital is industry- or firm-specific so that it cannot be used in a different industry or by a different firm. Even though investment would not be firm- or industry-specific, they still could be partly irreversible because of the “lemons” problem meaning that their resale value is often below their purchase cost (cf. Dixit and Pindyck 1994, 8–9). Since the seminal work by Arrow 1968 and Nickell 1974, 1978, who analyzed irreversible investments under certainty, decisions about irreversible investments in the presence of various types of uncertainties have been studied extensively (see eg Abel and Eberly 1996, Baldursson and Karatzas 1997, Baldwin 1982, Bertola and Caballero 1994, Bertola 1998, Caballero 1991 and 1999, Demers 1991, Hartman and Hendrickson 2002, Henry 1974, Hu and Øksendal 1998, Kobilá 1993, McDonald and Siegel 1986, Øksendal 2001, and Pindyck, 1998, 1991 and Sarkar 2000). In these studies option pricing techniques have been used to show that in the presence of uncertainty and sunk costs the irreversible investment is undertaken when the net present value is “sufficiently high” compared with the opportunity cost. Bernanke 1983 and Cukierman 1980 have developed related models, where firms have an incentive to postpone irreversible investment because doing this they can wait for new information to arrive. The various approaches and applications are excellently reviewed and extended in the seminal book by Dixit and Pindyck 1994.

The studies mentioned above, which deal with the impact of irreversibility in a variety of problems and different types of frameworks, have used the assumption of constant interest rate. A motivation for this assumption has been to argue that interest rates are typically more stable and consequently less important than the revenue dynamics. As Dixit and Pindyck 1994 state:

“Once we understand why and how firms should be cautious when deciding whether to exercise their investment options, we can also understand why interest rates seem to have so little effect on investment. (p. 13)” “Second, if an objective of public policy is to stimulate investment, the stability of interest rates may be more important than the level of interest rates. (p. 50)”

Although this argumentation is undoubtedly correct to short-lived investment projects, many real investment opportunities have considerably long planning and exercise periods, which implies that the assumed constancy of the interest rate is problematic. This observation raises several questions: Does interest rate variability matter and, if so, in what direction and how much? What is the role of stochastic interest rate volatility from the point of view of exercising investment opportunities?

Ingersoll and Ross 1992 have studied the role of variability and stochasticity of interest rate on investment decisions. While they also discuss a more general case, in their model they, however, emphasize the role of interest rate uncertainty and consequently specify the interest rate process as a martingale, ie as a process with no drift. It is known on the basis of extensive empirical

research both that interest rates fluctuate a lot over time and that in the long run interest rates follow a more general mean-reverting process (for an up-to-date theoretical and empirical surveys in the field, see eg Björk 1998, ch 17, and Cochrane 2001, ch 19). Since variability of interest rates may be deterministic and/or stochastic, we immediately observe that interest rate variability can in general be important from the point of view of exercising real investment opportunities. Motivated by this argumentation from the point of view of long-lived investments, we generalize the important findings by Ingersoll and Ross 1992 in the following respects. First, we allow for stochastic interest rate of a mean-reverting type and second, we explore the interaction between stochastic interest rate and stochastic revenue dynamics in terms of the value and the optimal exercise policy of irreversible real investment opportunities.

We proceed as follows. We start our analysis in section 2 by considering the case where both the revenue and interest rate dynamics are variable, but deterministic. After providing a technical characterization of the considered two-dimensional optimal stopping problem we demonstrate that when the current interest rate is above (below) the long run steady state interest rate, then investment strategies based on the usual assumption of constant discounting will underestimate (overestimate) the value of waiting and the required exercise premium of the irreversible investment policy. We also show a new, though natural, result according to which differences between the required exercise premiums with variable and constant discounting become smaller as the rate of change of interest rate process over time diminishes. In section 3 we extend our model to cover the situation, where the underlying mean-reverting interest rate dynamics is stochastic and demonstrate that interest rate uncertainty strengthens the effect of interest rate variability on the value of waiting and optimal exercise policy. Section 4 further extends the analysis by allowing the revenue dynamics to follow a geometric Brownian motion. We demonstrate that revenue uncertainty strengthens the negative impact of interest rate uncertainty and vice versa. Finally, there is a brief concluding section.

2 Irreversible investment with deterministic interest rate variability

In this section we consider the determination of an optimal irreversible investment policy in the presence of deterministic interest rate variability. This provides a good intuitive explanation for the simplest case of a non-constant discount rate. We proceed as follows: First, we provide a set of sufficient conditions under which the optimal exercise date of investment opportunity can be solved generally and in an interesting special case even explicitly. Second, we demonstrate the relationship between the optimal exercise dates with variable and constant discounting when the interest rate is below or above the long-run steady state interest rate. Finally, we show that the value of investment opportunity is a decreasing and convex function of the current interest rate

which will be generalized later on for the stochastic interest rate case as well.

In order to accomplish these tasks, we describe the underlying dynamics for the value of investment X_t and the interest rate r_t as

$$X'_t = \mu X_t, \quad X_0 = x \quad (2.1)$$

and

$$r'_t = \alpha r_t(1 - \beta r_t), \quad r_0 = r, \quad (2.2)$$

where μ , α , and β are exogenously determined positive constants. That is, we assume that the revenues accrued from exercising the irreversible investment opportunity increase at an exponential rate and that the interest rate dynamics follow a logistic dynamical system which is consistent with the empirically plausible notion that the interest rate is a mean-reverting process.

Given these assumptions, we now consider the optimal irreversible investment problem

$$V(x, r) = \sup_{t \geq 0} \left[e^{-\int_0^t r_s ds} (X_t - c) \right], \quad (2.3)$$

where c is the sunk cost of investment. As usually in the literature on real options, the determination of the optimal exercise date of the irreversible investment policy can be viewed as the valuation of a perpetual American forward contract on a dividend paying asset. However, *in contrast to previous models relying on constant interest rates, the valuation is now subject to a variable interest rate and, therefore, constitutes a two-dimensional optimal stopping problem.* The continuous differentiability of the exercise payoff implies that (2.3) can be restated as (cf. Øksendal 1998, p. 199)

$$V(x, r) = (x - c) + F(x, r), \quad (2.4)$$

where the term

$$F(x, r) = \sup_{t \geq 0} \int_0^t e^{-\int_0^s r_y dy} [\mu X_s - r_s(X_s - c)] ds \quad (2.5)$$

is known as *the early exercise premium of the considered irreversible investment opportunity.* It is worth observing that (2.4) can also be expressed as $V(x, r) + c = x + F(x, r)$ demonstrating how the full cost of investment, $V(x, r) + c$, can be decomposed into the sum of the value of the investment project x and the early exercise premium $F(x, r)$. We now establish the following.

Theorem 2.1 *When the percentage growth rate μ of the revenues X_t is below the long run steady state β^{-1} of the interest rate r_t , so that $1 > \beta\mu$, then the project should be adopted whenever $(r_t - \mu)X_t$ is greater than or equal to $r_t c$. Moreover, the optimal adoption date exists and is finite.*

Proof. See Appendix A. ■

Theorem 2.1 states a set of sufficient conditions under which the optimal investment problem (2.3) has a well-defined solution which can be expressed in terms of the current states of the investment value and the interest rate and the exogenous variables. In line with previous findings on irreversible investment, Theorem 2.1 establishes that waiting is optimal as long as the value of the project X_t falls short its full cost $c + V(X_t, r_t)$, measured by the sum of the direct sunk cost c and the opportunity cost $V(X_t, r_t)$ (ie the lost option value; cf. Dixit and Pindyck 1994, p. 153). Since $c + V(x, r) = x + F(x, r)$, we observe that that waiting is optimal as long as the early exercise premium is positive. Moreover, prior exercise we naturally have the no-arbitrage condition $dV(X_t, r_t)/dt = r_t V(X_t, r_t)$ stating that the percentage growth rate of the value of the project has to be equal to the risk-free rate of interest. The non-linearity of the optimal investment rule stated in Theorem 2.1 implies that it is typically very difficult, if possible at all, to provide an explicit solution for the optimal exercise date of the investment opportunity in the general case. Fortunately, there is an interesting special case under which we can solve the investment problem explicitly. This case is treated in the following.

Corollary 2.2 *Assume that $1 > \beta\mu$, $\mu = \alpha$, and the current value of the project falls short its full cost (that is, $(r - \mu)x < rc$). Then, the optimal exercise date of the investment opportunity is*

$$t^*(x, r) = \frac{1}{\mu} \ln \left(1 + \frac{rc - (r - \mu)x}{rx(1 - \mu\beta)} \right)$$

implying that $t_x^*(x, r) < 0$ and $t_r^*(x, r) < 0$. In this case, the value reads as

$$V(x, r) = \begin{cases} x - c & \text{if } (r - \mu)x \geq rc \\ \frac{\mu x}{r} \left(\frac{x - \beta r(x - c)}{x(1 - \mu\beta)} \right)^{1 - 1/(\mu\beta)} & \text{if } (r - \mu)x < rc. \end{cases} \quad (2.6)$$

Proof. See Appendix B. ■

Corollary 2.2 shows that whenever the percentage growth rates at low values of the revenue and interest rate process coincide, ie when $\mu = \alpha$, then both the value and the optimal exercise date of the irreversible investment policy can be solved explicitly in terms of the current states and the exogenous variables of the problem. The optimal exercise date is a decreasing function of the initial states x and r . Interpretation goes as follows. Since the project value x is independent of the interest rate and the value of the investment opportunity is a decreasing function of the current interest rate, increased discounting decreases the incentives to hold this option alive and, therefore, speed up exercise and thereby investment. Analogously, we observe that although an increase in the current project value increases the value of the investment opportunity, it simultaneously increases the payoff accrued from exercising the investment opportunity. Since the latter effect dominates the former, we find that an increase in the current project value unambiguously speeds up investment. Another important implication of our Theorem 2.1 demonstrates how both the value and the optimal exercise date of our problem are related to their counterparts under a constant interest rate. This relationship is summarized in the following.

Corollary 2.3 *Assume that the conditions $1 > \beta\mu$ and $r > \mu$ are satisfied. Then,*

$$\lim_{\alpha \downarrow 0} V(x, r) = x^{r/\mu} \sup_{y \geq x} \left[\frac{y - c}{y^{r/\mu}} \right] = \tilde{V}(x, r), \quad (2.7)$$

and

$$\lim_{\alpha \downarrow 0} t^*(x, r) = \frac{1}{\mu} \ln \left(\frac{rc}{(r - \mu)x} \right) = \tilde{t}(x, r), \quad (2.8)$$

where $\tilde{V}(x, r) = \sup_{t \geq 0} [e^{-rt}(X_t - c)]$ denotes the value and $\tilde{t}(x, r)$ the optimal exercise date under constant interest rate, respectively.

Proof. The alleged results are direct consequences of the proof of our Theorem 2.1. ■

According to Corollary 2.3 the value and the optimal exercise date of the investment policy in the presence of interest rate variability tend towards their counterparts in the presence of constant discounting as the growth rate of the interest rate process tends to zero. This means naturally that *if the interest rate process evolves towards its long run steady state β^{-1} at a very slow rate, then the conclusions obtained in models neglecting interest rate variability will not be grossly in error when compared with the predictions obtained in models taking into account the variability of interest rates.* In order to illustrate the potential quantitative role of these qualitative differences we next provide some simple numerical computations. In Table 1 we have used the assumption that $c = 1$, $\mu = 1\%$, $\beta^{-1} = 3\%$, $r = 5\%$ and $x = 0.1$ (implying that $\tilde{t}(0.1, 0.05) = 91.6291$) so that in this case the long-run steady state of interest is below the current interest rate. As Table 1 and Figure 1 illustrate, higher interest rate variability, measured by α , increases both the exercise date and the value of waiting.

α	$t^*(0.1, 0.05)$	$X(t^*(0.1, 0.05)) - c$
5%	109.779	0.498761
1%	102.962	0.4
0.5%	98.3206	0.336506
10^{-6}	91.6306	0.250019

Table 1. The optimal exercise date and required exercise premium

In Table 2 we illustrate our results under the assumption that the long-run steady state interest rate is above the current interest rate. More precisely, we assume that $c = 1$, $\mu = 1\%$, $\beta^{-1} = 3\%$, $r = 1.5\%$ and $x = 0.1$ (implying that $\tilde{t}(0.1, 0.015) = 179.176$). Naturally, in this case interest rate variability has the reverse effect on the exercise date and the value of waiting than in the case where the steady state interest rate is below the current rate of interest. Now higher interest rate variability decreases both the exercise date and the value of waiting.

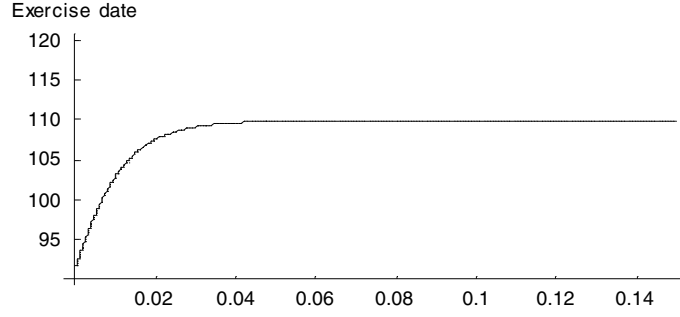


Figure 1: The Optimal Exercise Date $\tilde{t}(0.1, 0.05)$ as a function of α

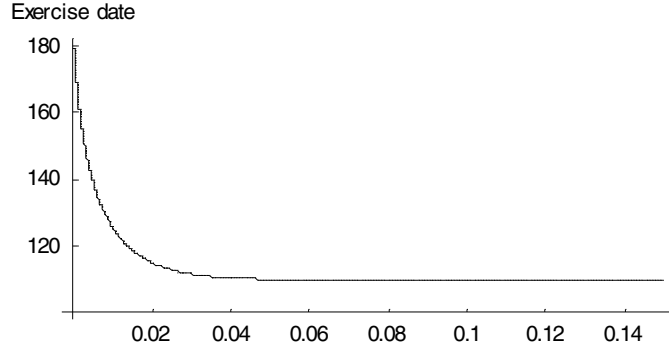


Figure 2: The Optimal Exercise Date $\tilde{t}(0.1, 0.015)$ as a function of α

α	$t^*(0.1, 0.015)$	$X(t^*(0.1, 0.015)) - c$
5%	110.065	0.503061
1%	125.276	0.75
0.5%	138.629	1
10^{-6}	179.158	1.99946

Table 2. The optimal exercise date and required exercise premium

After having characterized a set of conditions under which the optimal investment problem with variable interest rate can be solved in terms of the initial states of the system and exogenous variables and having provided new explicit solutions in an interesting special case, we now ask the following important but, to our knowledge, also thus far unexplored question: What is the relationship between the optimal exercise policy and the value of the investment opportunity with variable and constant interest rate. Given the definitions of the optimal policy and its value under the deterministic evolution of the interest rate, we are now in the position to establish the following new results summarized in

Theorem 2.4 *Assume that $1 > \beta\mu$ and that $r > \mu$. Then,*

$$t^*(x, r) \underset{\leq}{\geq} \tilde{t}(x, r), \quad V(x, r) \underset{\leq}{\geq} \tilde{V}(x, r) \quad \text{and} \quad F(x, r) \underset{\leq}{\geq} \tilde{F}(x, r) \quad \text{when} \quad r \underset{\leq}{\geq} \beta^{-1}.$$

Proof. See Appendix C. ■

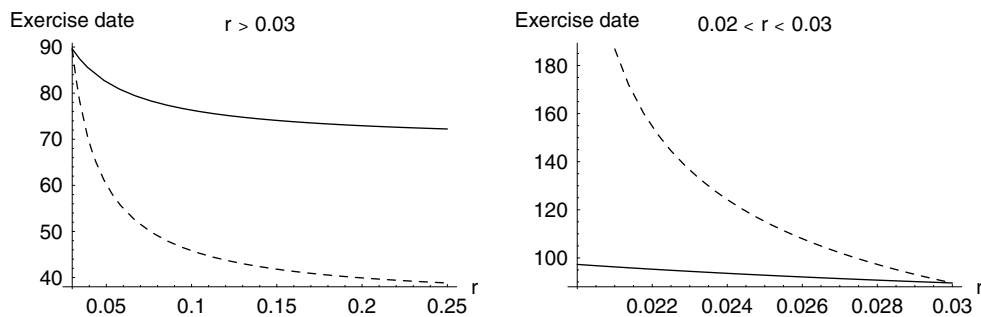


Figure 3: The optimal exercise date $t^*(x, r)$

Theorem 2.4 generalizes the finding by Ingersoll and Ross 1992 (p. 4–5) by characterizing the differences of the optimal exercise policy and the value of the investment opportunity with constant and variable discounting. First, the required exercise premium and the value of the investment opportunity is higher in the presence of variable than under constant interest rate when the current interest rate is above the long-run steady state interest rate. Second, the reverse happens when the current interest rate is below the long-run steady state interest rate. More specifically, these findings imply the following important finding: *When the current interest rate is above (below) the long run steady state value, then the investment strategies based on the usual approach neglecting the interest rate variability will underestimate (overestimate) both the value of waiting and the required exercise premium of the irreversible investment policy.* These findings are based on a plausible parametric specification of the interest rate dynamics (2.2). An interpretation goes as follows: if the current interest rate is below its long run steady state, then the interest rate is known to dominate its current value at any future date resulting, therefore, to a lower project value than in the constant discounting case. Naturally, the reverse happens whenever the current interest rate is above its long run steady state.

Theorem 2.4 characterizes qualitatively the differences of the optimal exercise policy and the value of investment opportunities with constant and variable discounting. In Figure 3, we illustrate these findings quantitatively in an example where the steady state interest rate \hat{r} is 3% and the current interest rate is either r above the steady state interest rate (the l.h.s. of Figure 3) or below the steady state interest rate (the r.h.s. of Figure 3). The other parameters are $c = 1$, $\mu = 1\%$, and $\beta^{-1} = 3\%$. The solid lines describe the exercise dates in the presence of variable interest rate while the dotted lines the optimal exercise dates with constant interest rate. One can see from Figure 3 that when the current interest rate is above the steady state interest rate, the difference between the exercise dates becomes larger the higher is the current interest rate. Naturally, the reverse happens when the current interest rate is below the steady state interest rate. These simple numerical computations demonstrate that the differences between the exercise dates can be very large if the variability of interest rate is big enough.

We also want to point out that if $\alpha = \mu$, then the *required exercise premium* in the presence of a variable interest rate reads as

$$P(x, r) = \left[1 + \frac{(rc - (r - \mu)x)}{rc(\beta^{-1} - \mu)}(r - \beta^{-1}) \right] \tilde{P}(x, r), \quad (2.9)$$

where $\tilde{P}(x, r) = \mu c / (r - \mu)$ denotes the required exercise premium in the presence of constant interest rate. Since $rc > (r - \mu)x$ as long as the option is worth keeping alive, we again find that the required exercise premium is higher (lower) in the presence of variable discounting than in the presence of constant discounting whenever the current interest rate is above (below) its long run stationary steady state. Moreover, as intuitively is clear, the required exercise premiums coincide at the long run asymptotically stable steady state of the interest rate. As we can observe from (2.9) we have

$$\frac{\partial P}{\partial r}(x, r) = -\frac{\mu c}{\beta^{-1} - \mu} \left[\frac{x}{r^2 \beta c} \right] < 0.$$

and

$$\frac{\partial P}{\partial x}(x, r) = \frac{\mu c}{\beta^{-1} - \mu} \left[\frac{1 - \beta r}{\beta rc} \right] \begin{matrix} \geq \\ \leq \end{matrix} 0, \quad r \begin{matrix} \leq \\ \geq \end{matrix} \beta^{-1},$$

Hence, the *required exercise premium is a decreasing function of the current interest rate r at all states, while the sign of the sensitivity of the required exercise premium in terms of current project value x is positive (negative) provided that the current interest rate r is below (above) the long run steady state β^{-1} .* Before proceeding further in our analysis, we prove the result characterizing the monotonicity and curvature properties of the value of the investment opportunity.

Lemma 2.5 *Assume that the conditions of Theorem 2.1 are satisfied. Then, the value of the investment opportunity $V(x, r)$ is an increasing and convex function of the current revenues x and a decreasing and convex function of the current interest rate r .*

Proof. See Appendix D. ■

Later on we generalize these properties of the value $V(x, r)$ to cover the case of stochastic interest rate and stochastic revenue. This turns out to be crucial to explore the relationship between interest rate volatility and investment.

3 Irreversible investment with interest rate uncertainty

In the analyzes we have carried out thus far, the underlying dynamics for the revenue X_t and the interest rate r_t has been postulated to be deterministic. The reason for this was that we first wanted to show the impact of variable discounting on the investment decisions in the simpler case in order to provide an easy intuition. In this section we generalize our earlier analysis by exploring

the optimal investment decision in the presence of interest rate uncertainty. We proceed as follows. First, we characterize a set of sufficient conditions for the optimality of investment strategy and second, we show how under certain plausible conditions the interest rate uncertainty has the impact of postponing the optimal exercise of investment opportunity.

We assume that the interest rate process $\{r_t; t \geq 0\}$ is defined on a complete filtered probability space $(\Omega, P, \{\mathcal{F}_t\}_{t \geq 0}, \mathbb{P})$ satisfying the usual conditions and that r_t is described on \mathbb{R}_+ by the (Itô-) stochastic differential equation of a mean-reverting type

$$dr_t = \alpha r_t (1 - \beta r_t) dt + \sigma r_t dW_t, \quad r_0 = r, \quad (3.1)$$

where $\sigma > 0$ is an exogenously determined parameter measuring the volatility of the underlying interest rate dynamics and dW_t is the increment of a Wiener process driving the underlying stochastic interest rate dynamics. This kind of specification – according to which r_t will show a tendency toward some predictable long-run level even though it will fluctuate in the short-run – lies in conformity with empirics (see, eg Cochrane 2002, ch 19) and can also be theoretically supported (cf. Merton 1975). Applying Itô's lemma to the mapping $r \mapsto \ln r$ yields that

$$e^{-\int_0^t r_s ds} = \left(\frac{r_t}{r}\right)^{\frac{1}{\alpha\beta}} e^{-\frac{1}{\beta}t + \frac{\sigma^2}{2\alpha\beta}(1 + \frac{1}{\alpha\beta})t} M_t, \quad (3.2)$$

where $M_t = e^{-\frac{\sigma}{\alpha\beta}W_t - \frac{\sigma^2}{2\alpha^2\beta^2}t}$ is a positive exponential \mathcal{F}_t -martingale. According to equation (3.2) the discount factor can be expressed in a path-independent form which only depends on both the current interest rate r and the future interest rate r_t . It is worth emphasizing that if $\alpha > \sigma^2/2$, then the interest rate process r_t converges towards a long run stationary distribution with density (a χ^2 - distribution, cf. Alvarez and Shepp 1998)

$$p(r) = \left(\frac{2\alpha\beta}{\sigma^2}\right)^{\frac{\rho}{2}} \frac{r^{\frac{(\rho-2)}{2}} e^{-\frac{2\alpha\beta r}{\sigma^2}}}{\Gamma(\rho/2)},$$

where $\rho/2 = \frac{2\alpha}{\sigma^2} - 1 > 0$. Given this distribution, the expected long-run interest rate reads as

$$\lim_{t \rightarrow \infty} \mathbf{E}[r_t] = \left(1 - \frac{\sigma^2}{2\alpha}\right) \frac{1}{\beta} < \frac{1}{\beta}$$

and satisfies the intuitively clear condition

$$\frac{\partial}{\partial \sigma} \lim_{t \rightarrow \infty} \mathbf{E}[r_t] = -\frac{\sigma}{\alpha\beta} < 0$$

meaning that higher interest rate volatility decreases the expected value of the expected steady state rate.

Given these plausible technical assumptions, we now consider the valuation of the irreversible investment opportunity in the presence of interest rate uncertainty. More precisely, we consider the optimal stopping problem

$$\hat{V}_\sigma(x, r) = \sup_{\tau} \mathbf{E}_{(x,r)} \left[e^{-\int_0^\tau r_s ds} (X_\tau - c) \right], \quad (3.3)$$

where τ is an arbitrary \mathcal{F}_t -stopping time and where we apply the notation $\hat{V}_\sigma(x, r)$ in order to emphasize the dependence of the value of the optimal policy on the volatility of the underlying interest rate process. In line with our results of the previous section, Dynkin's theorem (cf. Øksendal 1998, p. 118–120) implies that the optimal stopping problem (3.3) can also be rewritten as in (2.4) with the exception that the early exercise premium now reads as

$$\hat{F}_\sigma(x, r) = \sup_{\tau} \mathbf{E}_{(x,r)} \int_0^{\tau} e^{-\int_0^s r_y dy} (\mu X_s - r_s (X_s - c)) ds. \quad (3.4)$$

This type of path-dependent optimal stopping problem is typically studied by relying on a set of variational inequalities which characterizes the value of the associated free boundary problem (cf. Øksendal and Reikvam 1998). Unfortunately, multi-dimensional optimal stopping problems of the type (3.3) are extremely difficult, if possible at all, to be solved explicitly in terms of the current states and the exogenous parameters of the problem.

However, given (3.2) and defining the equivalent martingale measure \mathbb{Q} through the likelihood ratio $d\mathbb{Q}/d\mathbb{P} = M_t$ we now find importantly that the two-dimensional path-dependent optimal stopping problem (3.3) can be re-expressed in the more simple path-independent form

$$\hat{V}_\sigma(x, r) = r^{-\frac{1}{\alpha\beta}} \sup_{\tau} \mathbf{E}_{(x,r)} \left[e^{-\theta\tau} \tilde{r}_\tau^{\frac{1}{\alpha\beta}} (X_\tau - c) \right], \quad (3.5)$$

where $\theta = \frac{1}{\beta} - \frac{\sigma^2}{2\alpha\beta} \left(1 + \frac{1}{\alpha\beta} \right)$ and where the diffusion \tilde{r}_t evolves according to the dynamics described by the stochastic differential equation

$$d\tilde{r}_t = \alpha\tilde{r}_t \left(1 - \frac{\sigma^2}{\alpha^2\beta} - \beta\tilde{r}_t \right) dt + \sigma\tilde{r}_t dW_t, \quad \tilde{r}_0 = r. \quad (3.6)$$

It is worth pointing out that the associated valuation (3.5) and the underlying stochastic dynamics (3.6) can in an alternative and complementary way be motivated by making a change of variable resembling the *change of numeraire* techniques familiar from the valuation of interest rate derivatives (cf. Björk 1998, chapter 19). To see that this is indeed the case, we first observe that prior exercise (ie on the continuation region where exercising the opportunity is suboptimal) the value of the optimal investment policy has to satisfy the familiar absence of arbitrage condition

$$\frac{1}{2}\sigma^2 r^2 \frac{\partial^2 \hat{V}_\sigma}{\partial r^2}(x, r) + \alpha r(1 - \beta r) \frac{\partial \hat{V}_\sigma}{\partial r}(x, r) + \mu x \frac{\partial \hat{V}_\sigma}{\partial x}(x, r) - r \hat{V}_\sigma(x, r) = 0.$$

This states that the expected percentage rate of return from the project has to coincide with the risk free rate of return. Therefore, by expressing the value as $\hat{V}_\sigma(x, r) = r^{-\frac{1}{\alpha\beta}} H(x, r)$ we observe that prior exercise the absence of arbitrage condition can be re-expressed as

$$\frac{1}{2}\sigma^2 r^2 \frac{\partial^2 H}{\partial r^2}(x, r) + \alpha r \left(1 - \frac{\sigma^2}{\alpha^2\beta} - \beta r \right) \frac{\partial H}{\partial r}(x, r) + \mu x \frac{\partial H}{\partial x}(x, r) - \theta H(x, r) = 0.$$

Adjusting the value matching condition accordingly then motivates the problem (3.5) and the underlying stochastic dynamics (3.6). An

important requirement (the so-called absence of speculative bubbles condition) guaranteeing the finiteness of the considered valuation is that

$$\frac{1}{\beta} > \mu + \frac{\sigma^2}{2\alpha\beta} \left(1 + \frac{1}{\alpha\beta}\right),$$

which is naturally a stronger requirement than the condition $1 > \beta\mu$ of the deterministic case.

We can now establish a qualitative connection between the deterministic and stochastic stopping problems (2.3) and (3.3). This is summarized in the following theorem which could be called *the fundamental qualitative characterization of the value of an irreversible investment opportunity in the presence of interest rate uncertainty*.

Theorem 3.1 *Assume that the absence of speculative bubbles condition $\theta > \mu$, where $\theta = \frac{1}{\beta} - \frac{\sigma^2}{2\alpha\beta} \left(1 + \frac{1}{\alpha\beta}\right)$, guaranteeing the finiteness of the value of the optimal policy is satisfied. Then interest rate uncertainty increases both the required exercise premium and the value of the irreversible investment opportunity and, consequently, postpones the optimal exercise of investment opportunities.*

Proof. See Appendix E. ■

This new result shows that under a set of plausible assumptions both the value and the optimal exercise boundary of the investment opportunity is higher in the presence of interest rate uncertainty than in its absence. The main reason for this finding is that since increased interest rate volatility increases the expected value of the claim it simultaneously increases the full cost of investment while leaving the expected project value unchanged. Thus, interest rate uncertainty unambiguously increases the required exercise premium and postpones rational exercise of the investment opportunity. It would be of interest to characterize quantitatively the difference between the optimal policy in the absence of uncertainty with the optimal policy in the presence of uncertainty. Unfortunately, stopping problems of the type (3.3) are seldom solvable and, consequently, the difference between the optimal policies can typically be illustrated only numerically.

Before establishing the sign of the relationship between interest rate volatility and investment, we first present an important result characterizing the form of the value function $\hat{V}_\sigma(x, r)$ as a function of the current revenues x and the current interest rate r . This is accomplished in the following.

Lemma 3.2 *The value function $\hat{V}_\sigma(x, r)$ is an increasing and convex function of the current revenues x and a decreasing and convex function of the current interest rate r .*

Proof. See Appendix F. ■

Lemma 3.2 is very important since it implies that the sign of the relationship between interest rate volatility and investment is unambiguously negative and it suggests a generalization of the findings by Ingersoll and Ross 1992 where they characterize the impact of riskiness of the interest rate path on the value of waiting (see Theorem on p. 26). More precisely, we have

Theorem 3.3 *Increased interest rate volatility increases both the value and the early exercise premium of the irreversible investment opportunity. Moreover, it also expands the continuation region and, therefore, postpones the optimal exercise of irreversible investment opportunities.*

Proof. See Appendix G. ■

According to Theorem 3.3, more volatile interest dynamics leads to postponement of investment because of the convexity of the value function. An economic interpretation goes as follows. Increased interest rate volatility that the opportunity cost of not investing becomes more uncertain, which will move the exercise date further into the future. While increased volatility increases the expected present value of future revenues, it simultaneously increases the value of holding the opportunity alive. Since the latter effect dominates the former, the net effect of increased volatility is to postpone the optimal exercise of investment opportunities (cf. Dixit and Pindyck 1994).

4 Irreversible investment with interest rate and revenue uncertainty

After having characterized the relationship between the value and optimal exercise of investment opportunities when the underlying interest rate dynamics was assumed to be a stochastic mean-reverting process and the revenue dynamics was deterministic, we extend the analysis of the previous section. We now assume that the interest rate dynamics follow the diffusion described by the stochastic differential equation (3.1) and that the revenue dynamics, instead of being deterministic, is described on \mathbb{R}_+ by the stochastic differential equation

$$dX_t = \mu X_t dt + \gamma X_t d\bar{W}_t \quad X_0 = x, \quad (4.1)$$

where \bar{W}_t is a Brownian motion independent of W_t and $\mu > 0$, $\gamma > 0$ are exogenously given constants.

Given the dynamics of the process (X_t, r_t) we now consider the following optimal stopping problem

$$\bar{V}_{\sigma, \gamma}(x, r) = \sup_{\tau} \mathbf{E}_{(x, r)} \left[e^{-\int_0^{\tau} r_s ds} (X_{\tau} - c) \right], \quad (4.2)$$

where τ is an arbitrary stopping time and where we apply the notation $\bar{V}_{\sigma, \gamma}(x, r)$ to emphasize the dependence of the value of the optimal policy on the volatility parameters σ and γ . Again, we find that defining the equivalent martingale measure \mathbb{Q} through the likelihood ratio $d\mathbb{Q}/d\mathbb{P} = M_t$ implies that the path dependent optimal stopping problem (4.2) can be re-expressed as

$$\bar{V}_{\sigma, \gamma}(x, r) = r^{-\frac{1}{\alpha\beta}} \sup_{\tau} \mathbf{E}_{(x, r)} \left[e^{-\theta\tau} \tilde{r}_{\tau}^{\frac{1}{\alpha\beta}} (X_{\tau} - c) \right], \quad (4.3)$$

where θ and \tilde{r}_t are defined as in the previous section. Observing finally that $X_t = xe^{\mu t}\bar{M}_t$, where $\bar{M}_t = e^{\gamma\bar{W}_t - \frac{1}{2}\gamma^2 t}$ is a positive exponential martingale again implies that the value (4.2) is finite provided that the absence of speculative bubbles condition $\theta > \mu$ is satisfied (otherwise the first term of the value would explode as $t \rightarrow \infty$). In line with our previous findings, we can establish the following.

Lemma 4.1 *The value of the investment opportunity is an increasing and convex function of the current revenues and an increasing and convex function of the current interest rate.*

Proof. It is now clear that the solution of the stochastic differential equation (4.1) is $X_t = xe^{\mu t}M_t$, where $M_t = e^{\gamma\bar{W}(t) - \gamma^2 t/2}$ is a positive exponential martingale. Consequently, all the elements in the sequence of value functions $V_n(x, r)$ presented in the proof of Lemma 3.2 are increasing and convex as functions of the current revenues x (cf. El Karoui, Jeanblanc-Picqué, and Shreve 1998). This implies that the value function is increasing and convex as a function of the current revenues x . The rest of the proof is analogous with the proof of Lemma 3.2. ■

The key implication of Lemma 4.1 is now presented in

Theorem 4.2 *Assume that the absence of speculative bubbles condition $\theta > \mu$ is satisfied. Then, increased interest rate or revenue volatility increases both the value and the early exercise premium of the optimal policy. Moreover, increased interest rate or revenue volatility expands the continuation region and, thus, postpones the optimal exercise of investment opportunities.*

Proof. The proof is analogous with the proof of Theorem 3.1. ■

Theorem 4.2 shows that revenue uncertainty strengthens the negative effect of interest rate uncertainty and vice versa. Put somewhat differently, Theorem 4.2 shows that the combined impact of interest rate and revenue uncertainty dominates the impact of individual interest rate and individual revenue uncertainty. Consequently, our results verify the intuitively clear result that uncertainty, independently of its source, slows down rational investment demand by increasing the required exercise premium of a rational investor. It is also worth emphasizing that given the convexity of the value function, combined interest rate and revenue volatility will increase the value and the required exercise threshold compared with the case where the revenues are deterministic.

5 Conclusions

In this paper we have considered the determination of an optimal irreversible investment policy with variable discounting and demonstrated several new results. We started our analysis by considering the case of deterministic interest rate variability. First, we provided a set of sufficient conditions under which this two-dimensional optimal stopping problem can be solved generally and in an interesting special case explicitly. Second, we demonstrated the relationship between the optimal exercise dates with variable and constant discounting when the interest rate can be below or above the long-run steady state interest rate. More precisely, interest rate variability has a decelerating or accelerating impact on investment depending on whether the current interest rate is below or above the long run steady state interest rate and numerical calculations show that its quantitative size may be very large. Third, we showed that the value of the investment opportunity is an increasing and convex function of the current revenues and a decreasing and convex function of the current interest rate.

We have also generalized our deterministic analysis in two important respects. First, we have explored the optimal investment decision in the presence of interest rate uncertainty, i.e. when the interest rate process is of a mean-reverting type, which lies in conformity with empirics, but fluctuates stochastically, and second, we have allowed for revenue dynamics to follow geometric Brownian motion. In this setting we characterized a set of sufficient conditions which can be applied for the verification of the optimality of an investment strategy. Moreover, we have showed how under certain plausible conditions the interest rate uncertainty decelerates investment by raising the required exercise premium of the irreversible investment opportunity and the value of waiting. Finally, and importantly, we demonstrated that revenue volatility strengthens the negative impact of interest rate uncertainty and vice versa.

An interesting area for further research would be to examine the effects of taxation in the presence of potentially stochastically dependent revenue and interest rate uncertainty. Such an analysis has not been done, and, is out of the scope of the present study and is, therefore, left for future research.

References

- Abel, A.B. – Eberly, J.C. (1996) **Optimal investment with costly reversibility**. *Review of Economic Studies*, 63, 581–593.
- Alvarez, L.H.R. – Koskela, E. (2001) **Wicksellian theory of forest rotation under interest rate variability**. CESifo working paper series, No. 606.
- Alvarez, L.H.R. – Shepp, L.A. (1998) **Optimal harvesting of stochastically fluctuating populations**. *Journal of Mathematical Biology*, 37, 155–177.
- Arrow, K.J. (1968) **Optimal capital policy with irreversible investment**. In *Value, Capital and Growth: Papers in Honour of Sir John Hicks*, ed. Wolfe, J.N., Chicago, 1–19.
- Baldursson, F.M. – Karatzas, I. (1997) **Irreversible investment and industry equilibrium**. *Finance and Stochastics*, 1, 69–89.
- Baldwin, C. (1982) **Optimal sequential investment when capital is not readily reversible**. *Journal of Finance*, 37, 763–782.
- Bernanke, B. (1983) **Irreversibility, uncertainty and cyclical investment**. *Quarterly Journal of Economics*, 97, 85–106.
- Bertola, G. (1998) **Irreversible investment**. *Research in Economics*, 52, 3–37.
- Bertola, G. – Caballero, R. (1994) **Irreversibility and aggregate investment**. *Review of Economic Studies*, 61, 223–246.
- Björk, T. (1998) **Arbitrage Theory In Continuous Time**. Oxford UP, Somerset.
- Caballero, R.J. (1991) **On the sign of the investment-uncertainty relationship**. *American Economic Review*, 81, 279–288.
- Caballero, R.J. (1999) **Aggregate investment**. In *Handbook of Macroeconomics*, Vol. 1B, eds. Taylor, J.P. and Woodford, M., 813–862, Elsevier.
- Cochrane, J.H. (2001) **Asset Pricing**. Princeton University Press.
- Cukierman, A. (1980) **The effects of uncertainty on investment under risk neutrality with endogenous information**. *Journal of Political Economy*, 88, 462–475.
- Demers, M. (1991) **Investment under uncertainty, irreversibility and the arrival of information over time**. *Review of Economic Studies*, 58, 333–350.
- Dixit, A.K. (1989) **Entry and exit decisions under uncertainty**. *Journal of Political Economy*, 97, 620–638.

- Dixit, A.K. – Pindyck, R.S. (1994) **Investment under Uncertainty**. Princeton University Press, Princeton.
- El Karoui, N. – Jeanblanc-Picqué, M. – Shreve, S.E. (1998) **Robustness of the Black-Scholes formula**. *Mathematical Finance*, 8, 93–126.
- Hartman, R. – Hendrickson, M. (2002) **Optimal partially reversible investment**. *Journal of Economic Dynamics and Control*, 26, 483–508.
- Henry, C. (1974) **Investment decision under uncertainty: “The irreversibility effect”**. *American Economic Review*, 64, 1006–1012.
- Hu, Y. – Øksendal, B. (1998) **Optimal time to invest when the price processes are geometric Brownian motions**. *Finance & Stochastics*, 2, 295–310.
- Ingersoll, J.E. Jr. – Ross, S.A. (1992) **Waiting to invest: Investment and uncertainty**. *Journal of Business*, 65, 1–29.
- Kobila, T.Ø. (1993) **A class of solvable stochastic investment problems involving singular controls**. *Stochastics and Stochastics Reports*, 43, 29–63.
- McDonald, R. – Siegel, D. (1986) **The value of waiting to invest**. *Quarterly Journal of Economics*, 100, 707–727.
- Merton, R.C. (1975) **An asymptotic theory of growth under uncertainty**. *Review of Economic Studies*, 42, 375–393.
- Nickell, S.J. (1974) **On the role of expectations in the pure theory of investment**. *Review of Economic Studies*, 41, 1–19.
- Nickell, S.J. (1974) **On expectations, government policy and the rate of investment**. *Economica*, 41, 241–255.
- Nickell, S.J. (1978) **The Investment Decisions of Firms**. Cambridge University Press, Oxford.
- Øksendal, A. (2000) **Irreversible investment problems**. *Finance and Stochastics*, 4, 223–250.
- Øksendal, B. (1998) **Stochastic Differential Equations: An Introduction with Applications**. (Fifth Edition) Springer, Berlin.
- Øksendal, B. – Reikvam, K. (1998) **Viscosity solutions of optimal stopping problems**. *Stochastics and Stochastics Reports*, 62, 285–301.
- Pindyck, R.S. (1988) **Irreversible investment, capacity choice, and the value of the firm**. *American Economic Review*, 78, 969–985.
- Pindyck, R.S. (1991) **Irreversibility, uncertainty, and investment**. *Journal of Economic Literature*, 29, 1110–1152.
- Sarkar, S. (2000) **On the investment – uncertainty relationship in a real options model**. *Journal of Economic Dynamics and Control*, 24, 219–225.

A Proof of Theorem 2.1

Proof. It is a simple exercise in ordinary analysis to demonstrate that

$$X_t = xe^{\mu t}, \quad r_t = \frac{re^{\alpha t}}{1 + \beta r(e^{\alpha t} - 1)},$$

$$e^{-\int_0^t r_s ds} = (1 + \beta r(e^{\alpha t} - 1))^{-1/(\alpha\beta)},$$

and that

$$\frac{d}{dt} \left[e^{-\int_0^t r_s ds} (X_t - c) \right] = e^{-\int_0^t r_s ds} (\mu X_t - r_t (X_t - c)). \quad (\text{A.1})$$

Given the solutions of the ordinary differential equations (2.1) and (2.2), we observe that (A.1) can be rewritten as

$$(1 + \beta r(e^{\alpha t} - 1)) e^{\int_0^t r_s ds} \frac{d}{dt} \left[e^{-\int_0^t r_s ds} (X_t - c) \right]$$

$$= \mu x(1 - \beta r) + rce^{(\alpha - \mu)t} - rx(1 - \beta\mu)e^{\alpha t}.$$

Consider now the mapping $f : \mathbb{R}_+ \mapsto \mathbb{R}$ defined as

$$f(t) = \mu x(1 - \beta r) + rce^{(\alpha - \mu)t} - rx(1 - \beta\mu)e^{\alpha t}.$$

It is now clear that $f(0) = rc - (r - \mu)x$ and that $\lim_{t \rightarrow \infty} f(t) = -\infty$. Moreover, since

$$f'(t) = (\alpha - \mu)rce^{(\alpha - \mu)t} - \alpha rx(1 - \beta\mu)e^{\alpha t},$$

we find that $f'(t) < 0$ for all $t \geq 0$ whenever $\alpha \leq \mu$ and, therefore, that for any initial state on C , the optimal stopping date $t^*(x, r)$ satisfying the optimality condition $f(t^*(x, r)) = 0$ exists and is finite (due to the monotonicity and the boundary behavior of $f(t)$). Assume now that $\alpha > \mu$. Then, $f'(0) = (\alpha - \mu)rc - \alpha rx(1 - \beta\mu)$ and $\lim_{t \rightarrow \infty} f'(t) = -\infty$. Moreover, since

$$f''(t) = (\alpha - \mu)^2 rce^{(\alpha - \mu)t} - \alpha^2 rx(1 - \beta\mu)e^{\alpha t},$$

we find that $0 = \{f(t)\}$ provided that $(\alpha - \mu)rc \leq \alpha rx(1 - \beta\mu)$ and that

$$\tilde{t} = \frac{1}{\mu} \ln \left(\frac{(\alpha - \mu)c}{\alpha x(1 - \beta\mu)} \right)$$

if $(\alpha - \mu)c > \alpha x(1 - \beta\mu)$. However, since

$$f''(\tilde{t}) = -\alpha rx(1 - \mu\beta)\mu e^{\alpha \tilde{t}} < 0$$

we find that $f'(t) < 0$ for all $(x, r) \in \mathbb{R}_+^2$ in that case as well and, therefore, that for any initial state on C , the optimal stopping date $t^*(x, r)$ satisfying the optimality condition $f(t^*(x, r)) = 0$ exists and is finite. ■

B Proof of Corollary 2.2

Proof. As was established in the proof of Theorem 2.1, the optimal exercise date $t^*(x, r)$ is the root of $\mu X_{t^*(x, r)} = r_{t^*(x, r)}(X_{t^*(x, r)} - c)$, that is, the root of the equation

$$\mu x e^{\mu t^*(x, r)} (1 + \beta r (e^{\mu t^*(x, r)} - 1)) = r e^{\mu t^*(x, r)} (x e^{\mu t^*(x, r)} - c).$$

Multiplying this equation with $e^{-\mu t^*(x, r)}$ and reordering the terms yields

$$r x (\mu \beta - 1) e^{\mu t^*(x, r)} = \mu x (\beta r - 1) - r c$$

from which the alleged result follows by taking logarithms from both sides of the equation. Inserting the optimal exercise date $t^*(x, r)$ to the expression

$$V(x, r) = e^{-\int_0^{t^*(x, r)} r_s ds} (X_{t^*(x, r)} - c)$$

then yields the alleged value. Our conclusions on the early exercise premium $F(x, r)$ then follow directly from (2.4). Finally, the comparative static properties of the optimal exercise date $t^*(x, r)$ can then be established by ordinary differentiation. ■

C Proof of Theorem 2.4

Proof. With a constant interest rate (ie when $\alpha \equiv 0$), the objective function reads as

$$\Pi(t) = e^{-rt} (X_t - c).$$

Standard differentiation of $\Pi(t)$ now implies that $\tilde{t}(x, r) = \{\Pi(t)\}$ satisfies the ordinary first order condition $\mu X_{\tilde{t}(x, r)} = r(X_{\tilde{t}(x, r)} - c)$. Define now the mapping $\hat{f}(t) = \mu X_t - r_t(X_t - c)$. We then find that

$$\hat{f}(\tilde{t}(x, r)) = \mu X_{\tilde{t}(x, r)} - r_{\tilde{t}(x, r)}(X_{\tilde{t}(x, r)} - c) = (r - r_{\tilde{t}})(X_{\tilde{t}(x, r)} - c) \underset{\geq}{\leq} 0, \quad \text{if } r \underset{\geq}{\leq} \beta^{-1},$$

since $r_t \underset{\geq}{\leq} r$ for all $t \geq 0$ when $r \underset{\leq}{\geq} \beta^{-1}$. However, since $\hat{f}(t^*(x, r)) = 0$ we find that $t^*(x, r) \underset{\geq}{\leq} \tilde{t}(x, r)$ when $r \underset{\geq}{\leq} \beta^{-1}$.

Assume that $r < \beta^{-1}$ and, therefore, that $r_t > r$ for all $t \geq 0$. Since $\mu x \frac{\partial \tilde{V}}{\partial x}(x, r) \leq r \tilde{V}(x, r)$ and $\tilde{V}(x, r) \geq g(x)$ for all $x \in \mathbb{R}_+$ we find by ordinary differentiation that

$$\begin{aligned} \frac{d}{dt} \left[e^{-\int_0^t r_s ds} \tilde{V}(X_t, r) \right] &= e^{-\int_0^t r_s ds} \left[\mu X_t \frac{\partial \tilde{V}}{\partial x}(X_t, r) - r_t \tilde{V}(X_t, r) \right] \\ &\leq e^{-\int_0^t r_s ds} [r - r_t] \tilde{V}(X_t, r) \leq 0 \end{aligned}$$

for all $t \geq 0$. Therefore,

$$\tilde{V}(x, r) \geq e^{-\int_0^t r_s ds} \tilde{V}(X_t, r) \geq e^{-\int_0^t r_s ds} g(X_t)$$

implying that $\tilde{V}(x, r) \geq V(x, r)$ when $r < \beta^{-1}$. The proof in the case where $r > \beta^{-1}$ is completely analogous. The conclusions on the early exercise premiums $F(x, r)$ and $\tilde{F}(x, r)$ follow directly from their definitions. ■

D Proof of Lemma 2.5

Proof. Consider first the discount factor $e^{-\int_0^t r_s ds}$. Since

$$e^{-\int_0^t r_s ds} = (1 + \beta r(e^{\alpha t} - 1))^{-1/(\alpha\beta)},$$

we find by ordinary differentiation that

$$\frac{d}{dr} \left[e^{-\int_0^t r_s ds} \right] = -\frac{1}{\alpha} (1 + \beta r(e^{\alpha t} - 1))^{-(1/(\alpha\beta)+1)} (e^{\alpha t} - 1) < 0$$

and that

$$\frac{d^2}{dr^2} \left[e^{-\int_0^t r_s ds} \right] = \frac{1}{\alpha} \left(\frac{1}{\alpha\beta} + 1 \right) (1 + \beta r(e^{\alpha t} - 1))^{-(1/(\alpha\beta)+2)} \beta (e^{\alpha t} - 1)^2 > 0$$

implying that the discount factor is a decreasing and convex function of the current interest rate. Since the maximum of a decreasing and convex mapping is decreasing and convex, we find that the value is a decreasing and convex function of the current interest rate r . Similarly, since the exercise payoff $X_t - c$ is increasing and linear as a function of the current revenues x , we find by classical duality arguments of nonlinear programming that the maximum, ie the value of the investment opportunity, is an increasing and convex function of x . ■

E Proof of Theorem 3.1

Proof. As was established in Lemma 2.5, the value of the investment opportunity is convex in the deterministic case. Denote now as

$$\mathcal{A} = \mu x \frac{\partial}{\partial x} + \alpha r (1 - \beta r) \frac{\partial}{\partial r}$$

the differential operator associated with the inter-temporally time homogeneous two-dimensional process (X_t, r_t) in the presence of the deterministic interest rate dynamics (2.2) and as

$$\hat{\mathcal{A}} = \frac{1}{2} \sigma^2 r^2 \frac{\partial^2}{\partial r^2} + \mu x \frac{\partial}{\partial x} + \alpha r (1 - \beta r) \frac{\partial}{\partial r}.$$

the differential operator associated with the two-dimensional process (X_t, r_t) in the presence of the stochastic interest rate dynamics (3.1). We find that for all $(x, r) \in C$ we have that

$$(\hat{\mathcal{A}}V)(x, r) - rV(x, r) = \frac{1}{2} \sigma^2 r^2 \frac{\partial^2 V}{\partial r^2}(x, r) \geq 0,$$

since $(\mathcal{A}V)(x, r) - rV(x, r) = 0$ for all $(x, r) \in C$ by the absence of arbitrage condition $dV(X_t, r_t)/dt = r_t V(X_t, r_t)$. Let τ_n be a sequence of almost surely finite stopping times converging towards the stopping time $\tau^* = \inf\{t \geq$

$0 : \mu X_t \leq r_t(X_t - c)$. Applying Dynkin's theorem (cf. Øksendal 1998, p. 118–120) then yields that

$$\mathbf{E}_{(x,r)} \left[e^{-\int_0^{\tau_n} r_s ds} V(X_{\tau_n}, r_{\tau_n}) \right] \geq V(x, r).$$

Letting $n \rightarrow \infty$ and invoking the continuity of the value $V(x, r)$ across the boundary ∂C then implies

$$V(x, r) \leq \mathbf{E}_{(x,r)} \left[e^{-\int_0^{\tau_n} r_s ds} (X_{\tau_n} - c) \right] \leq \hat{V}_\sigma(x, r)$$

for all $(x, r) \in C$. However, since $V(x, r) = x - c$ on $\mathbb{R}_+^2 \setminus C$ and $\hat{V}_\sigma(x, r) \geq x - c$ for all $x \in \mathbb{R}_+^2$, we find that $\hat{V}_\sigma(x, r) \geq V(x, r)$ for all $x \in \mathbb{R}_+^2$.

Assume that $(x, r) \in C$. Since $\hat{V}_\sigma(x, r) \geq V(x, r) > (x - c)$, we find that $(x, r) \in \{(x, r) \in \mathbb{R}_+^2 : \hat{V}_\sigma(x, r) > x - c\}$ as well and, therefore, that $C \subset \{(x, r) \in \mathbb{R}_+^2 : \hat{V}_\sigma(x, r) > x - c\}$, thus completing the proof. ■

F Proof of Lemma 3.2

Proof. To establish the monotonicity and convexity of the value function $\hat{V}_\sigma(x, r)$ as a function of the current revenues x , we first define the increasing sequence $\{V_n(x, r)\}_{n \in \mathbb{N}}$ iteratively as

$$V_0(x, r) = (x - c), \quad V_{n+1}(x, r) = \sup_{t \geq 0} \mathbf{E}_{(x,r)} \left[e^{-\int_0^t r_s ds} V_n(X_t, r_t) \right].$$

It is now clear that since $V_0(x, r)$ is increasing and linear as a function of x and $X_t = xe^{\mu t}$, the value $V_1(x, r)$ is increasing and convex as a function of x by standard duality arguments from nonlinear programming. Consequently, all elements in the sequence $\{V_n(x, r)\}_{n \in \mathbb{N}}$ are increasing and convex as functions of x . Since $V_n(x, r) \uparrow \hat{V}_\sigma(x, r)$ as $n \rightarrow \infty$ (cf. Øksendal 1998, p. 200) we find that for all $\lambda \in [0, 1]$ and $x, y \in \mathbb{R}_+$ we have that

$$\lambda \hat{V}_\sigma(x, r) + (1 - \lambda) \hat{V}_\sigma(y, r) \geq \lambda V_n(x, r) + (1 - \lambda) V_n(y, r) \geq V_n(\lambda x + (1 - \lambda)y, r).$$

Letting $n \rightarrow \infty$ and invoking dominated convergence then implies that $\lambda \hat{V}_\sigma(x, r) + (1 - \lambda) \hat{V}_\sigma(y, r) \geq \hat{V}_\sigma(\lambda x + (1 - \lambda)y, r)$ proving the convexity of $\hat{V}_\sigma(x, r)$. Similarly, if $x \geq y$ then

$$\hat{V}_\sigma(x, r) \geq V_n(x, r) \geq V_n(y, r) \uparrow \hat{V}_\sigma(y, r), \quad \text{as } n \rightarrow \infty$$

proving the alleged monotonicity of $\hat{V}_\sigma(x, r)$ as a function of x . Finally, as was established in Alvarez and Koskela 2001, our assumptions imply that the discount factor $e^{-\int_0^t r_s ds}$ is an almost surely decreasing and strictly convex function of the current interest rate r and, consequently, that the value function is decreasing and strictly convex as a function of the current interest rate r . ■

G Proof of Theorem 3.3

Proof. We know from Lemma 3.2 that given our assumptions, the value $\hat{V}_\sigma(x, r)$ is convex in r . Consequently, we find that for all $(x, r) \in \mathbb{R}_+^2$ we have that

$$(\hat{\mathcal{A}}\hat{V}_\sigma)(x, r) - r\hat{V}_\sigma(x, r) \leq \frac{1}{2}(\sigma^2 - \hat{\sigma}^2)r^2 \frac{\partial^2 \hat{V}_\sigma}{\partial r^2}(x, r) \leq 0$$

since

$$\frac{1}{2}\hat{\sigma}^2 r^2 \frac{\partial^2 \hat{V}_\sigma}{\partial r^2}(x, r) + \mu x \frac{\partial \hat{V}_\sigma}{\partial x}(x, r) + \alpha r(1 - \beta r) \frac{\partial \hat{V}_\sigma}{\partial r}(x, r) - r\hat{V}_\sigma(x, r) \leq 0$$

for all $(x, r) \in \mathbb{R}_+^2$ by the r -excessivity of $\hat{V}_\sigma(x, r)$. Consequently, applying Dynkin's theorem (cf. Øksendal 1998, p. 118–120) yields that

$$\mathbf{E}_{(x,r)} \left[e^{-\int_0^{\tau_n} r_s ds} \hat{V}_\sigma(X_{\tau_n}, r_{\tau_n}) \right] \leq \hat{V}_\sigma(x, r)$$

where $\tau_n = \tau \wedge n \wedge \inf\{t \geq 0 : \sqrt{X_t^2 + r_t^2} > n\}$ is an almost surely finite stopping time and r_t denote the interest rate process subject to the less volatile dynamics. Reordering terms, invoking the condition $\hat{V}_\sigma(x, r) \geq (x - c)$, letting $n \rightarrow \infty$, and applying Fatou's theorem yields that

$$\hat{V}_\sigma(x, r) \geq \mathbf{E}_{(x,r)} \left[e^{-\int_0^\tau r_s ds} (X_\tau - c) \right]$$

proving that $\hat{V}_\sigma(x, r) \geq \hat{V}_\sigma(x, r)$ for all $(x, r) \in \mathbb{R}_+^2$. The inequality $\hat{F}_\sigma(x, r) \geq \hat{F}_\sigma(x, r)$ then follows from the definition of the early exercise premiums. Finally, if $(x, r) \in \{(x, r) \in \mathbb{R}_+^2 : \hat{V}_\sigma(x, r) > (x - c)\}$, then $(x, r) \in \{(x, r) \in \mathbb{R}_+^2 : \hat{V}_\sigma(x, r) > (x - c)\}$ as well, since then $\hat{V}_\sigma(x, r) \geq \hat{V}_\sigma(x, r) > (x - c)$. ■

BANK OF FINLAND DISCUSSION PAPERS

ISSN 0785-3572, print; ISSN 1456-6184, online

- 1/2003 Tanai Khiaonarong **Payment systems efficiency, policy approaches, and the role of the central bank.** 2003. 69 p. ISBN 952-462-025-1, print; ISBN 952-462-026-X, online. (TU)
- 2/2003 Iftekhar Hasan – Heiko Schmiedel **Do networks in the stock exchange industry pay off? European evidence.** 2003. 44 p. ISBN 952-462-027-8, print; ISBN 952-462-028-6, online. (TU)
- 3/2003 Johanna Lukkarila **Comparison between Asian, Russian and Turkish financial crises.** (In Finnish). 2003. 57 p. ISBN 952-462-029-4, print; ISBN 952-462-030-8, online. (KT)
- 4/2003 Samu Peura – Esa Jokivuolle **Simulation-based stress testing of banks' regulatory capital adequacy.** 2003. 41 p. ISBN 952-462-035-9, print; ISBN 952-462-036-7, online. (RM)
- 5/2003 Peik Granlund **Economic evaluation of bank exit regimes in US, EU and Japanese financial centres.** 2003. 60 p. ISBN 952-462-037-5, print; ISBN 952-462-038-3, online. (TU)
- 6/2003 Tuomas Takalo – Otto Toivanen **Equilibrium in financial markets with adverse selection.** 2003. 45 p. ISBN 952-462-039-1, print; ISBN 952-462-040-5, online (TU)
- 7/2003 Harry Leinonen **Restructuring securities systems processing – a blue print proposal for real-time/t+0 processing.** 2003. 90 p. ISBN 952-462-041-3, print; ISBN 952-462-042-1, online (TU)
- 8/2003 Hanna Jyrkönen – Heli Paunonen **Card, Internet and mobile payments in Finland.** 2003. 45 p. ISBN 952-462-043-X, print; ISBN 952-462-044-8, online (RM)
- 9/2003 Lauri Kajanoja **Money as an indicator variable for monetary policy when money demand is forward looking.** 2003. 35 p. ISBN 952-462-047-2, print; ISBN 952-462-048-0, online (TU)
- 10/2003 George W. Evans – Seppo Honkapohja **Friedman's money supply rule vs optimal interest rate policy.** 2003. 22 p. ISBN 952-462-049-9, print; ISBN 952-462-050-2, online (TU)

- 11/2003 Anssi Rantala **Labour market flexibility and policy coordination in a monetary union.** 2003. 48 p. ISBN 952-462-055-3, print; ISBN 952-462-056-1, online. (TU)
- 12/2003 Alfred V. Guender **Optimal discretionary monetary policy in the open economy: Choosing between CPI and domestic inflation as target variables.** 2003. 54 p. ISBN 952-462-057-X, print; ISBN 952-462-058-8, online. (TU)
- 13/2003 Jukka Vauhkonen **Banks' equity stakes in borrowing firms: A corporate finance approach.** 2003. 34 p. ISBN 952-462-059-6, print; ISBN 952-462-060-X, online. (TU)
- 14/2003 Jukka Vauhkonen **Financial contracts and contingent control rights.** 2003. 33 p. ISBN 952-462-061-8, print; ISBN 952-462-062-6, online. (TU)
- 15/2003 Hanna Putkuri **Cross-country asymmetries in euro area monetary transmission: the role of national financial systems.** 114 p. ISBN 952-462-063-4, print; ISBN 952-462-064-2, online. (RM)
- 16/2003 Kari Kemppainen **Competition and regulation in European retail payment systems.** 69 p. ISBN 952-462-065-0, print; ISBN 952-462-066-9, online. (TU)
- 17/2003 Ari Hyytinen – Tuomas Takalo **Investor protection and business creation.** 32 p. ISBN 952-462-069-3, print; ISBN 952-462-070-7, online. (TU)
- 18/2003 Juha Kilponen **A positive theory of monetary policy and robust control.** 26 p. ISBN 952-462-071-5, print; ISBN 952-462-072-3, online. (TU)
- 19/2003 Erkki Koskela – Rune Stenbacka **Equilibrium unemployment under negotiated profit sharing.** 28 p. ISBN 952-462-073-1, print; ISBN 952-462-074-X, online. (TU)
- 20/2003 Eric Schaling **Learning, inflation expectations and optimal monetary policy.** 49 p. ISBN 952-462-075-8, print; ISBN 952-462-076-6, online. (TU)
- 21/2003 David T. Llewellyn – David G. Mayes **The role of market discipline in handling problem banks.** 34 p. ISBN 952-462-077-4, print; ISBN 952-462-078-2, online. (TU)
- 22/2003 George W. Evans – Seppo Honkapohja **Policy interaction, expectations and the liquidity trap.** 32 p. ISBN 952-462-079-0, print; ISBN 952-462-080-4, online. (TU)

- 23/2003 Harry Leinonen – Kimmo Soramäki **Simulating interbank payment and securities settlement mechanisms with the BoF-PSS2 simulator.** 55 p. ISBN 952-462-082-0, print; ISBN 952-462-083-9, online. (TU)
- 24/2003 Marja-Liisa Halko **Buffer funding of unemployment insurance in a dynamic labour union model.** 28 p. ISBN 952-462-084-7, print; ISBN 952-462-085-5, online. (TU)
- 25/2003 Ari Hyytinen – Tuomas Takalo **Preventing systemic crises through bank transparency.** 25 p. ISBN 952-462-086-3, print; ISBN 952-462-087-1, online. (TU)
- 26/2003 Karlo Kauko **Interlinking securities settlement systems: A strategic commitment?** 38 p. ISBN 952-462-088-X, print; ISBN 952-462-089-8, online. (TU)
- 27/2003 Guido Ascari **Staggered prices and trend inflation: some nuisances.** 42 p. ISBN 952-462-092-8, print; ISBN 952-462-093-6, online. (TU)
- 28/2003 Jukka Vauhkonen **Are adverse selection models of debt robust to changes in market structure?** 29 p. ISBN 952-462-094-4, print; ISBN 952-462-095-2, online. (TU)
- 29/2003 Luis H.R. Alvarez – Erkki Koskela **Irreversible investment under interest rate variability: new results.** 27 p. ISBN 952-462-096-0, print; ISBN 952-462-097-9, online. (TU)