


U. of Iowa 65-30



GPO PRICE \$ \_\_\_\_\_

CFSTI PRICE(S) \$ \_\_\_\_\_

Hard copy (HC) 2.00

Microfiche (MF) .50

FACILITY FORM 802

**N 65-33919** ff 653 July 65

\_\_\_\_\_  
(ACCESSION NUMBER) (THRU)

30  
(PAGES) \_\_\_\_\_  
(CODE)

CR-64370 \_\_\_\_\_  
(NASA CR OR TMX OR AD NUMBER) (CATEGORY)

30

Department of Physics and Astronomy  
**THE UNIVERSITY OF IOWA**

Iowa City, Iowa

U. of Iowa 65-30

Absence of Martian Radiation Belts  
and Implications Thereof

by

J. A. Van Allen, L. A. Frank,  
S. M. Krimigis,\* and H. K. Hills\*

Department of Physics and Astronomy  
University of Iowa  
Iowa City, Iowa

August 1965

\* Graduate Trainee of the National Aeronautics and Space  
Administration.

## ABSTRACT

33919

A system of sensitive particle detectors on Mariner IV showed the presence of electrons of energy  $E_e > 40$  keV out to a radial distance of 165,000 km in the morning fringe of the earth's magnetosphere but failed to detect any such electrons whatever during the close encounter with Mars on July 14-15, 1965, for which the minimum areocentric radial distance was 13,200 km. This result is interpreted to mean that the ratio of the magnetic dipole moment of Mars to that of the earth  $M_M/M_E$  is surely less than 0.001 and probably less than 0.0005. The corresponding upper limits on the equatorial magnetic field at the surface of Mars are 200 and 100 gammas, respectively. It appears possible that the solar wind interacts directly with the Martian atmosphere.

*Author*

### Introduction

There is not yet a quantitative theory of the origin of the earth's radiation belts despite a large body of observational knowledge on (a) the distributions and energy spectra of the constituent particles and the time variations thereof; (b) the geomagnetic field and its variations; (c) natural radio waves in the ionosphere; (d) the atmosphere of the earth; and (e) the solar wind in its vicinity. Thus it is clearly impossible to predict the detailed nature of the radiation belts of a planet of arbitrary magnetic moment at an arbitrary distance from the sun. Nonetheless it is apparent that (a) the planet must be magnetized sufficiently strongly and (b) it must be exposed to the flow of hot, ionized gas from the sun (the solar wind) in order that it have radiation belts resembling those of the earth. Under requirement (b) we are neglecting the minor component of the earth's radiation belts due to the radioactive decay products of cosmic-ray-produced neutron albedo. Since the earth at 1.0 A.U. (astronomical unit =  $1.495985 \times 10^8$  km) and Jupiter at 5.2 A.U. from the sun both have intense radiation belts it is reasonable to expect that Mars at the intermediate distance of 1.52 A.U. has radiation belts also, if it is a

sufficiently magnetized body. The criterion for sufficiency, in approximate terms, is that the outward pressure of the planet's magnetic field ( $B^2/8\pi$ ) equals the inward dynamic pressure of the solar wind ( $nmv^2$ ) at a radial distance  $R$  exceeding that to the top of its appreciable atmosphere. In the foregoing,  $B$  denotes the magnetic field strength ( $B \sim M/R^3$ ); and  $n$  is the number density of charged particles of mass  $m$  and directed velocity  $v$  in the solar wind. In the case of the earth (magnetic dipole moment  $M_E = 8.06 \times 10^{25}$  gauss  $\text{cm}^3$ ), the stagnation point occurs at a radial distance of some 65,000 km on its sunward side.

Understanding of the configuration of the external magnetic field of a planet subjected to the flow of the solar wind dates from the classical theoretical work of Chapman and Ferraro in the 1930's. In recent years, this understanding has been improved by advances in the theory and endowed with detailed physical validity by a large variety of satellite and space probe observations.

Not so clearly anticipated by the theory have been the observational findings [Freeman, Van Allen, and Cahill, 1963] [Fan, Gloeckler, and Simpson, 1964] [Frank and Van Allen, 1964] [Anderson, Harris, and Paoli, 1965] [Frank, 1965] [Anderson

and Harris, 1965] of the presence of electrons having energies of the order of tens of keV in the transition region between the (hypersonic) shock front and the magnetopause, and in the magnetospheric tail (in addition to the now well-known distribution of durably trapped electrons and protons interior to the magnetopause).

Outside of the shock front the presence of the earth is undetectable by either magnetic measurements [Ness, Scarce, and Seek, 1964] or particle measurements [Frank and Van Allen, 1964]. Within the transition region, there are turbulent magnetic fields of the order of 30 gammas [Cahill and Amazeen, 1963] and an irregular distribution of electrons having energies from  $\sim 1$  keV to some tens of keV. Interior to the magnetopause there are regular magnetic fields and large intensities of durably trapped electrons and protons of energies up to several MeV.

On the strength of this massive observational knowledge of the earth's environment and of supporting theoretical considerations [Scarf, Bernstein, and Fredricks, 1965], it is assumed herein that the appearance of detectable intensities of electrons having energies of some tens of keV is an inevitable and universal consequence of the quasi-thermalization

of the solar wind (collisionless conversion of directed kinetic energy into random kinetic energy) as its forward motion is arrested by impact against a planetary magnetic field.

To the extent that this assumption is valid, a sensitive magnetometer and a sensitive detector of low energy electrons are equivalent devices for the detection of a planetary magnetic field.

The search for radiation belts of Venus and of Mars was proposed in detail by us in 1959. Our simple low energy electron detector was carried on Mariner II which flew past Venus on December 14, 1962 at a minimum radial distance of approach of 41,000 km on the sunward side of the planet. No planetary effect was detected. This negative result was originally interpreted [Frank, Van Allen, and Hills, 1965] to mean that the ratio of the magnetic dipole moment of Venus to that of the earth  $M_V/M_E \leq 0.18$ . A recent reinterpretation using subsequently increased knowledge of particle distributions in the earth's transition region, suggests  $M_V/M_E \leq 0.1$  [Van Allen, private communication].

### Apparatus

The University of Iowa package of low energy particle detectors on Mariner IV comprises three end-window Geiger-Mueller tubes (EON Type 6213), designated A, B, and C, respectively; and one thin (55 micron) surface barrier solid state detector (Nuclear Diodes, Inc.) having two discrimination levels, designated  $D_1$  and  $D_2$ . Each of the four detectors has a conical collimator with a full vertex angle of  $60^\circ$  (nominal). The axes of the collimators of B, C, and D are parallel to each other and at an angle of  $70^\circ$  to the roll axis of the spacecraft, and the axis of the collimator of A is at an angle of  $135^\circ$ . The roll axis of the spacecraft is directed continuously at the sun with an error of less than one degree; rotation of the spacecraft about this axis is controlled in such a way as to point the axis of a spacecraft-fixed, directional antenna approximately toward the earth. Thus, detectors B, C, and D receive particles moving generally outward from the sun and at angles to the sun-to-probe vector of  $70 \pm 30^\circ$ . The detectors themselves and the complete inner walls of their collimators are shielded from direct light and x-rays from the sun. Detector A receives particles moving generally inward toward the sun at angles to the sun-to-probe vector of



$135 \pm 50^\circ$ . The sidewall shielding of all detectors has a minimum thickness corresponding to the range of  $\sim 50$  MeV protons. Both discrimination levels of the solid state detector,  $D_1$  and  $D_2$ , are insensitive to electrons of any energy in the intensities found in the present series of experiments. This insensitivity is designed into the system (thin detector, high bias level, and 200 nanosecond delay-line pulse-clipping) and is demonstrated in thorough pre-flight testing. It is further confirmed during traversal of the magnetosphere in the early phase of the flight of Mariner IV [Krimigis and Armstrong, 1965]. Detector channels  $D_1$  and  $D_2$  are also insensitive to galactic cosmic rays. In order to have direct observational knowledge of the proper operation of these channels during interplanetary flight, the solid state detector is equipped with an  $^{241}\text{Am}_{95}$  source of  $\sim 5.5$  MeV alpha particles which provides in-flight counting rates of  $0.071$  and  $0.059$   $(\text{sec})^{-1}$  on  $D_1$  and  $D_2$ , respectively--rates which are accurately identical to their pre-launch values.

The counting rate of each of the three Geiger tubes is the sum of the rates due to galactic cosmic rays (about  $0.6$  counts/sec); to electrons, x-rays, protons, alpha particles, etc., which pass through their collimators; and, in some cases, to sidewall penetrations.

Further details concerning the detectors are given in Table I. It is clear that combinations of the data from this simple system of detectors provide information on absolute intensities, particle identification, energy spectra, and angular distributions. In favorable cases particle identification is conclusive.

The five U. of Iowa data channels are part of a commutated sequence of eight as follows: E, B, D<sub>1</sub>, D<sub>2</sub>, E, B, A, C (where E represents the data channel from another experiment). The basic frame of telemetry during the "cruise mode" (8.33 bits/sec for entire spacecraft), which was employed throughout the period of the present study, is of 50.4 seconds duration. Unscaled counts from each of the detectors corresponding to the above eight channels are gated in turn into a shift register of 19 bits plus two overflow bits for a 45.0 second period and are read out through the spacecraft telemetry system during the subsequent 5.4 seconds. A complete cycle of eight detectors is completed each  $8 \times 50.4 = 403.2$  sec. Thus the "duty cycle" of each of the four channels A, C, D<sub>1</sub>, and D<sub>2</sub> is 11.2% and that of channel B is 22.3%.

Table I  
Characteristics of Detectors

Detector	Unidirectional Geometric Factor	Omnidirectional Geometric Factor	Particles to Which Sensitive	Dynamic Range
A	$\text{cm}^2 \text{ sterad}$ $0.044 \pm 0.005$	$\text{cm}^2$ $\sim 0.15$	Electrons: $E_e \geq 45 \text{ keV}$ Protons: $E_p > 670 \pm 30 \text{ keV}$	From galactic cosmic ray rate of $0.6 \text{ counts/sec}$ to $10^7 \text{ counts/sec}$
B	$0.055 \pm 0.005$	$\sim 0.15$	Electrons: $E_e \geq 40 \text{ keV}$ Protons: $E_p > 550 \pm 20 \text{ keV}$	"
C	$0.050 \pm 0.005$	$\sim 0.15$	Electrons: $E_e \geq 150 \text{ keV}$ Protons: $E_p > 3.1 \text{ MeV}$	"
D <sub>1</sub>	$0.065 \pm 0.003$	---	Electrons: None Protons: $0.50 \leq E_p \leq 11 \text{ MeV}$	From in-flight source rate to $10^6 \text{ counts/sec}$
D <sub>2</sub>	$0.065 \pm 0.003$	---	Electrons: None Protons: $0.88 \leq E_p \leq 4.0 \text{ MeV}$	"

Outward Passage Through the  
Earth's Magnetosphere

Of the four detectors in the U. of Iowa equipment, the low energy electron detectors A and B are the most sensitive for the detection of the outer fringes of a magnetosphere.

The outward traversal of the earth's magnetosphere by Mariner IV on November 28-29, 1964 provides a basic calibration of the capabilities of the system and the direct foundation for the interpretation of the observations during the Martian encounter. The responses of detectors A, B, and C during the traversal of the morning fringe of the earth's magnetosphere are shown in Figure 1. The intensity of protons  $0.5 \leq E_p \leq 11$  MeV ( $D_1$ ) drops to an undetectable level at a radial distance of  $10.5 R_E$  (earth radii) [Krimigis and Armstrong, 1965] (not shown in Figure 1) but electrons  $E_e > 40$  keV are detected continuously out to  $23 R_E$  and there is an outlying intensity spike at  $25.7 R_E$ . The unidirectional geometric factors of detectors A and B on Mariner IV (Table I) are over twenty times as great as those of similar low energy electron detectors used by this laboratory in Explorer XIV [Frank, Van Allen, and Macagno, 1963] and OGO-I and by Anderson et al. [1965] in IMP's I, II, and III. Their omni-

directional geometric factors are, however, about the same. Hence the detectors on Mariner IV have a twenty-fold increase in "signal-to-noise ratio" for the detection of electrons having energies of the order of some tens of keV.

It is noted that the outermost detectable limit of the earth's magnetosphere ( $25.7 R_E$  at a sun-earth-probe angle of  $112^\circ$ ) as shown by our detectors A and B is nearly the same as that reported by Ness et al. [1964] with the IMP-I magnetometer.

#### Encounter with Mars

The Martian encounter occurred on July 14-15, 1965 after 228 days of interplanetary flight during which our apparatus operated properly and provided a large volume of data on solar proton and electron events [Van Allen and Krimigis, 1965].

Every data point from each of the detectors A, B, C,  $D_1$ , and  $D_2$  is shown in Figure 2 for the time period 10:00 U.T.E. of July 14, 1965 to 11:54 U.T.E. of July 15, 1965, together with scales of areocentric latitude and areocentric radial distance R. The abbreviation U.T.E. means Universal Time Earth, that is, the Greenwich Mean Time of reception of the data

at the earth; the data were recorded at the spacecraft 12.0 minutes earlier. Areocentric latitude is measured positive north and negative south from the equatorial plane of the planet (the plane through its center perpendicular to its axis of rotation). Closest approach of Mariner IV to the center of Mars, areocentric radial distance 13,200 km, occurred at 01:13 U.T.E. of July 15. During the period 02:31 to 03:25 U.T.E. of July 15 the spacecraft, as viewed from the earth, was occulted by Mars and no signals were received.

Prior to 15:20 U.T.E. of July 14 the counting rates of all detectors were indistinguishable from their long term interplanetary background values. At 15:20 (+ 10) U.T.E. the rates of  $D_1$ ,  $D_2$ , and B began to depart from their background values and continued clearly above background until spacecraft "science" was turned off at 11:54 U.T.E. of July 15. The effect was weak or absent on detectors A and C. The particles responsible for the effect are identified conclusively as protons (or other heavy particles) with an energy spectrum which falls steeply between 0.5 and 0.9 MeV. At the time of onset of the effect the spacecraft was 162,000 km from the center of the planet at a sun-Mars-probe angle of  $34^\circ$ . It is concluded that the observed protons are not associated with Mars on the following grounds:

- (a) The time (and spatial) dependence of the intensity as measured along the trajectory of the spacecraft is quite different than that to be expected in a planetary radiation belt.
- (b) No such intensities of protons are found beyond about 65,000 km from the earth in any direction; and, as will be shown later, the particle populations much nearer to Mars are vastly less than those at similar distances from the earth.
- (c) Both observationally and theoretically the outer fringe of a planetary magnetosphere is characterized by energetic electrons not protons.
- (d) The time history, proton intensity, and proton spectrum observed on July 14-15 are all similar to those commonly observed in interplanetary space remote from any celestial body. Five events of this nature were observed during the two weeks previous to the Martian encounter period.

For the above reasons, the observed protons on July 14-15 are identified as a "solar proton event" whose appearance during this period was coincidental with the Martian encounter.

Throughout the remainder of the encounter period, there was no further significant departure from background rates by any one of the five detector channels, A and B being presumably the most sensitive to the fringe of a magnetosphere.

Thus, no particle effects whatever attributable to Mars were detected despite the close approach of the spacecraft.

More precisely, the unidirectional intensity of electrons  $E_e > 40$  keV did not exceed  $6 \text{ (cm}^2 \text{ sec sterad)}^{-1}$  over any 45 second sampling period. A similar trajectory past the earth would have encountered unidirectional intensities as high as  $10^7 \text{ (cm}^2 \text{ sec sterad)}^{-1}$  [Frank, Van Allen, and Hills, 1964]. Hence, as a purely observational matter it is clear that the radiation environment of Mars is vastly different than that of the earth.

#### Implications of the Absence of Radiation Belts

Assuming the applicability of the composite theoretical-observational knowledge of the magnetospheric transition region around the earth (as sketched in the Introduction) to that of a planet of much smaller magnetic moment, it is possible to use our negative results to place an upper limit on the magnetic moment of Mars.

The basic scaling law [cf. Spreiter and Jones, 1963] is given by

$$n m v^2 \approx B^2 / 8 \pi \approx \frac{M^2}{R^6} . \quad (1)$$



It is further supposed that  $v$  at Mars is the same as at the earth and that  $n$  is an inverse square function of heliocentric radial distance. Thus, it is supposed that the shock front and the magnetopause have the same geometric shapes as for the earth with the linear scale factor

$$\frac{R_M}{R_E} = 1.1 \left( \frac{M_M}{M_E} \right)^{1/3} . \quad (2)$$

It is known that the shock front and the magnetopause have approximate cylindrical symmetry about the sun-planet line, more-or-less independent of the orientation of the magnetic moment of the planet.

The application of these ideas to the present situation is described by Figure 3. The curved line ABCDEFG represents the encounter trajectory of Mariner IV in areocentric polar coordinates  $R$  (radial distance from center of Mars) and  $\alpha$  (sun-Mars-probe angle). The cross-section of the body of the planet is shown to the same scale. Data for the trajectory plot are from J.P.L.'s "IBSYS-JPTTRAJ-SPTRO 062965 Mariner IV Mission Encounter Fine Print 0310 GMT 15 July 61 Special", which is the first-order corrected, post-encounter ephemeris, believed to be in error by less than 100 km. Adopting a

blended best fit to present knowledge of the geometric forms of the earth's shock front and magnetopause [Ness, Scearce, and Seek, 1964] [Heppner, Ness, Skillman, and Scearce, 1963] [Frank and Van Allen, 1964] we have drawn in Figure 3 geometrically similar curves scaled according to equation (2) for the case  $M_M/M_E = 0.001$ . The two connected squares labeled M are similarly transformed points from Figure 1 which represent the positions of easily detectable intensities of electrons  $E_e > 40$  keV at 23.0 and 25.7  $R_E$ , respectively, in the fringe of the earth's magnetosphere on November 28-29, 1964.

We conclude from Figure 3 that  $M_M/M_E$  is surely less than 0.001. In fact, a literal interpretation of Figure 3 gives  $M_M/M_E < 0.0005$ . In view of the wide range of areo-centric latitude and of  $\alpha$  while the spacecraft was flying more-or-less parallel to the scaled magnetopause, these conclusions are probably valid for any orientation of the Martian magnetic moment.

The foregoing results mean that the equatorial surface magnetic field of Mars is less than 200 (and perhaps 100) gammas (radius = 3417 km) and hence suggest that the solar wind will, on occasion and perhaps usually, have a direct

interaction with the Martian atmosphere. This interaction may be of essential importance in determining the physical state of the atmosphere.

Also, it is evident that the Martian atmosphere and surface are exposed to the full effects of solar and galactic cosmic radiation irrespective of latitude.

The observed weakness of the Martian magnetic field will presumably contribute to the understanding of the internal structure of the planet, though we do not pretend competence in this field and make only a few general remarks. It is noted that the origin of the earth's general magnetic field is not understood on the basis of a priori theory and that no significant prediction of the magnetic moment of any other celestial body exists. On the basis of the most widely accepted conjecture on the physical origin of the geomagnetic field, primarily due to Bullard and to Elsasser (see reviews by Elsasser [1950] and by Cowling [1957]), it is believed necessary for a planetary body to be endowed with both rotation and a liquid, electrically-conducting core in order that its externally apparent magnetization exceed the mean of the remanent values of its constituents. Mars' mass is 0.107 that of the earth, its mean density is  $3.95 \text{ g cm}^{-3}$

(0.71 that of the earth and 1.18 that of the moon), and its radius is 0.536 that of the earth and 1.97 that of the moon [Allen, 1955]. But since the period of rotation of Mars, 24.62 hours, is nearly the same as that of the earth, it appears that its vastly weaker magnetic moment must be attributed to a markedly different internal structure and/or composition such that it does not possess a liquid, electrically-conducting core.

Some years ago Blackett [1947] wrote as follows:

"It has been known for a long time, particularly from the work of Schuster, Sutherland and H. A. Wilson, though lately little regarded, that the magnetic moment  $P$  and the angular momentum  $U$  of the earth and sun are nearly proportional, and that the constant of proportionality is nearly the square root of the gravitational constant  $G$  divided by the velocity of light  $c$ . We can write, in fact,

$$P = \beta \frac{G^{1/2}}{c} U, \quad (4)$$

where  $\beta$  is a constant of the order of unity."

He [1947, 1949] considered available evidence on the angular momenta and magnetic moments of the earth, of the sun, and of five stars and was led to the following:

" ... It is suggested tentatively that the balance of evidence is that the above equation represents some new and fundamental property of rotating matter. Perhaps this relation will provide the long-sought connexion between electromagnetic and gravitational phenomena."

Blackett's hypothesis has continued to be of interest, despite the fact that it has not gained general currency. The present experiment on the magnetic moment of Mars provides, perhaps, the first conclusive test of the hypothesis:

The ratio of the angular momentum of Mars to that of the earth is  $\sim 0.03$  and by equation (4) this is also the predicted ratio of  $M_M/M_E$ , a value which is some 30 times larger than the upper limit which we have inferred from the observational evidence.

Acknowledgements

Development, construction, and preflight testing of the University of Iowa equipment on Mariner IV was supported by subcontract 950613 with the Jet Propulsion Laboratory. We are indebted to Messrs. T. P. Armstrong, D. L. Chinburg, and D. C. Enemark of the University of Iowa and to Dr. H. R. Anderson and Messrs. R. K. Sloan, R. A. Lockhart, and D. Schofield of the Jet Propulsion Laboratory for various aspects of the work. The flight data used herein are from the J.P.L. preliminary, though substantially complete, "users programs", which have been received promptly. Reduction and analysis of the data have been supported in part by research grant NsG-233-62 of the National Aeronautics and Space Administration.

## REFERENCES

- Allen, C. W., Astrophysical Quantities, 263 pp., The Athlone Press, University of London, 1955.
- Anderson, K. A., and H. K. Harris, Energetic electron fluxes in the tail of the earth's magnetic field, Trans., American Geophysical Union, 46, 119, 1965 (title).
- Anderson, K. A., H. K. Harris, and R. J. Paoli, Energetic electron fluxes in and beyond the earth's outer magnetosphere, J. Geophys. Res., 70, 1039-1050, 1965.
- Blackett, P. M. S., The magnetic field of massive rotating bodies, Nature (London), 159, 658-666, 1947.
- Blackett, P. M. S., The magnetic field of massive rotating bodies, Philosophical Magazine, 40, 125-150, 1949.
- Cahill, L. J., and P. G. Amazeen, The boundary of the geomagnetic field, J. Geophys. Res., 68, 1835-1843, 1963.
- Cowling, T. G., Magnetohydrodynamics, 115 pp., Interscience Publishers, Inc., New York, 1957.
- Elsasser, W. M., The earth's interior and geomagnetism, Rev. Mod. Phys., 22, 1-35, 1950.
- Fan, C. Y., G. Gloeckler, and J. A. Simpson, Evidence for  $> 30$  keV electrons accelerated in the shock transition region beyond the earth's magnetospheric boundary, Phys. Rev. Letters, 13, 149-153, 1964.
- Frank, L. A., A survey of electrons  $E > 40$  keV beyond 5 earth radii with Explorer 14, J. Geophys. Res., 70, 1593-1626, 1965.

- Frank, L. A., and J. A. Van Allen, Measurements of energetic electrons in the vicinity of the sunward magnetospheric boundary with Explorer 14, J. Geophys. Res., 69, 4923-4932, 1964.
- Frank, L. A., J. A. Van Allen, and H. K. Hills, Mariner II: preliminary reports on measurements of Venus--charged particles, Science, 139, 905-907, 1963.
- Frank, L. A., J. A. Van Allen, and H. K. Hills, A study of charged particles in the earth's outer radiation zone with Explorer 14, J. Geophys. Res., 69, 2171-2192, 1964.
- Frank, L. A., J. A. Van Allen, and E. Macagno, Charged-particle observations in the earth's outer magnetosphere, J. Geophys. Res., 68, 3543-3554, 1963.
- Freeman, J. W., J. A. Van Allen, and L. J. Cahill, Explorer 12 observations of the magnetospheric boundary and the associated solar plasma on September 13, 1961, J. Geophys. Res., 68, 2121-2130, 1963.
- Heppner, J. P., N. F. Ness, C. S. Scarce, and T. L. Skillman, Explorer 10 magnetic field measurements, J. Geophys. Res., 68, 1-46, 1963.
- Krimigis, S. M., and T. P. Armstrong, Observations of protons in the magnetosphere with Mariner 4, Trans., American Geophysical Union, 46, 113, 1965 (abstract).
- Ness, Norman F., Clell S. Scarce, and Joseph B. Seek, Initial results of the IMP 1 magnetic field experiment, J. Geophys. Res., 69, 3551-3569, 1964.



- Scarf, F. L., W. Bernstein, and R. W. Fredricks, Electron acceleration and plasma instabilities in the transition region, J. Geophys. Res., 70, 9-20, 1965.
- Spreiter, J. R., and W. P. Jones, On the effect of a weak interplanetary magnetic field on the interaction between the solar wind and the geomagnetic field, J. Geophys. Res., 68, 3555-3564, 1963.
- Van Allen, J. A., and S. M. Krimigis, Interplanetary and Martian particle measurements with Mariner 4, Trans., American Geophysical Union, 46, 532-533, 1965 (abstract).

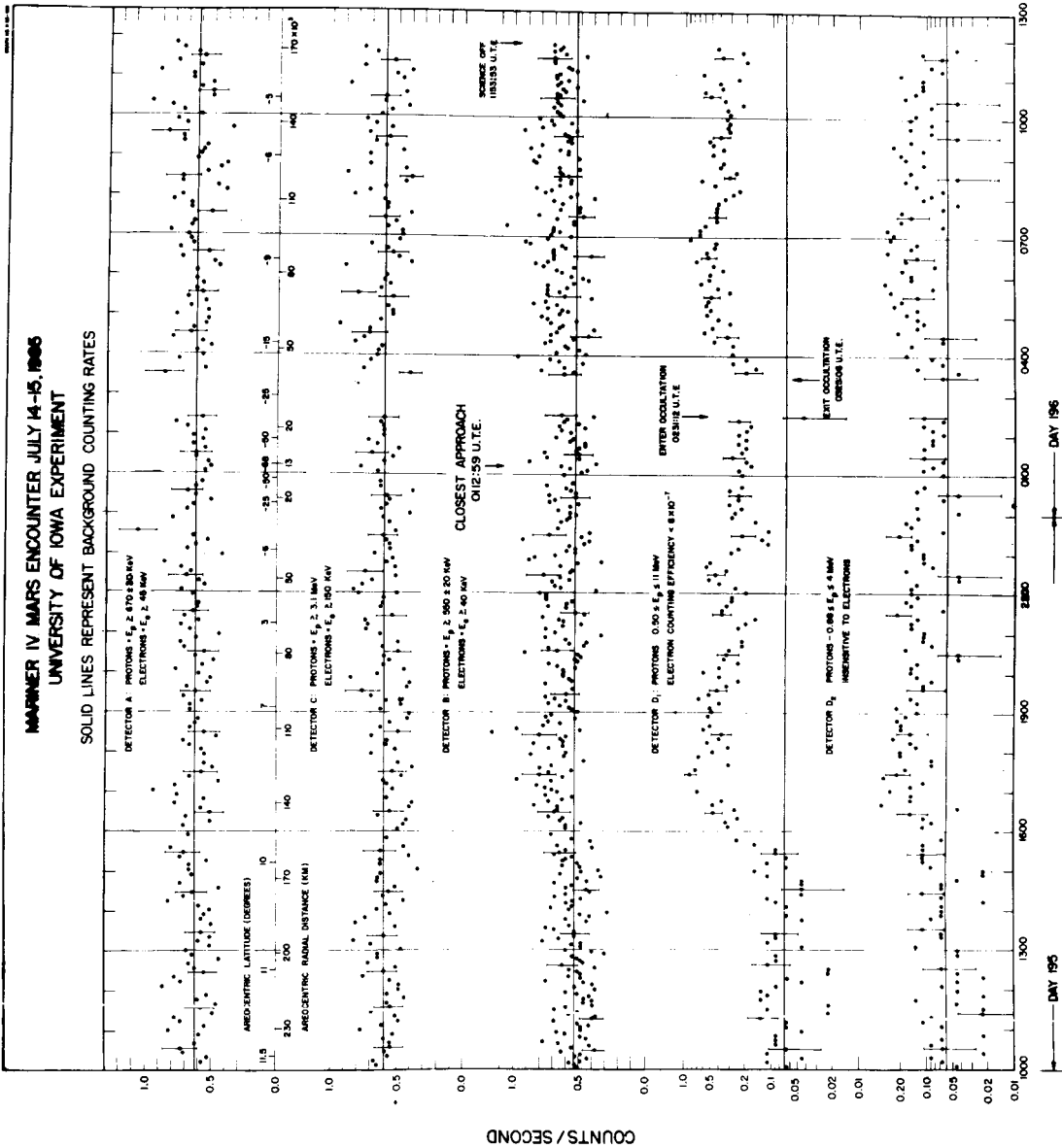
## CAPTIONS FOR FIGURES

Figure 1. Counting rates of detectors A, B, and C on Mariner IV during outward traversal of the earth's magnetosphere.

Figure 2. A comprehensive plot of the counting rates of detectors A, C, B,  $D_1$ , and  $D_2$  before, during, and after the encounter with Mars on July 14-15, 1965. Note scale of positional coordinates of the spacecraft in upper part of the figure.

Figure 3. An analytical diagram used for inferring an upper limit to the ratio of the magnetic dipole moment of Mars to that of the earth. Successive black dots on the trajectory are at 15 minute intervals.





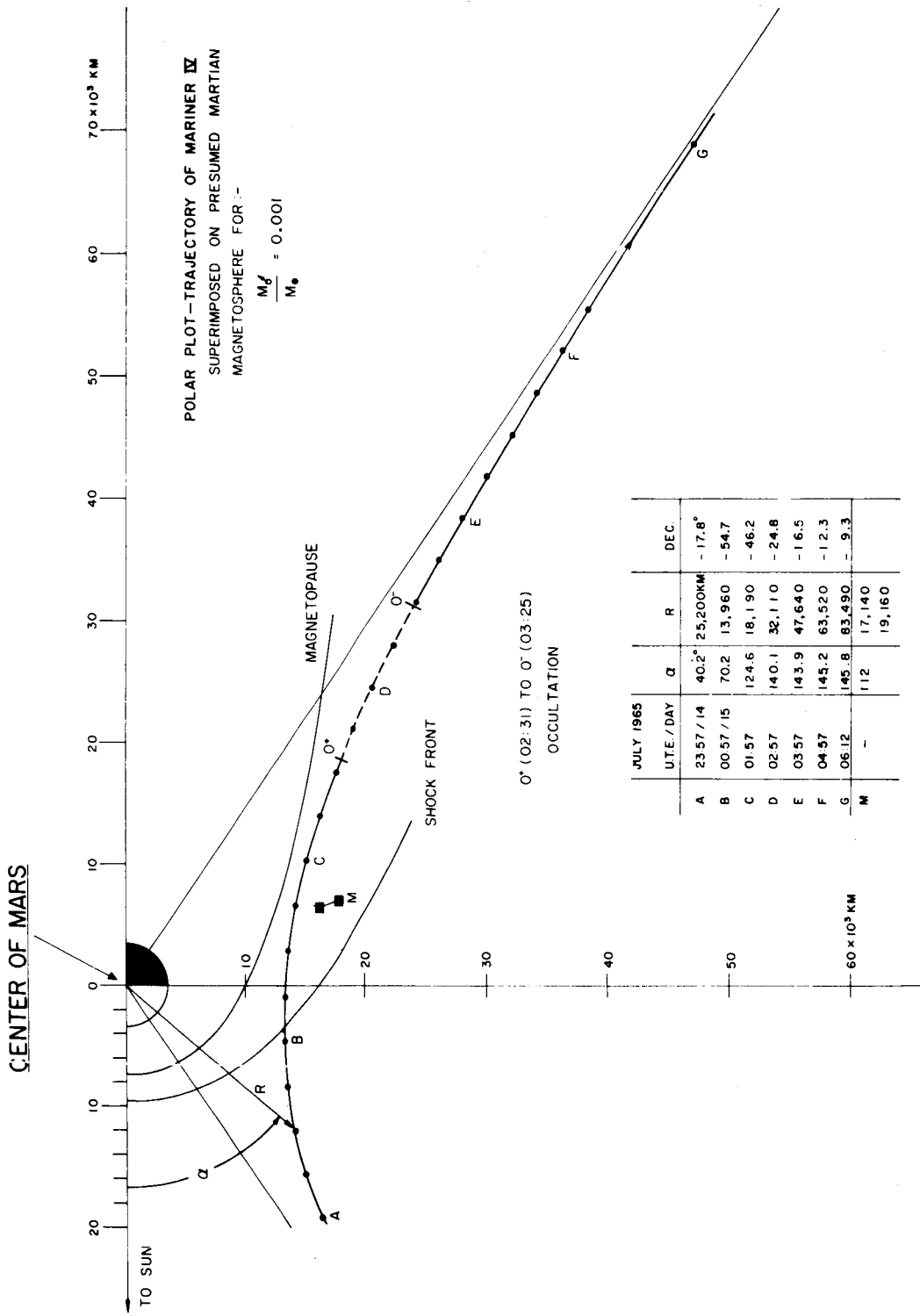


Figure 3