

NASA CONTRACTOR REPORT



NASA CR-1126

c.1

0060568



TECH LIBRARY KAFB, NM

NASA CR-1263

LOAN COPY: RETURN TO
AFWL (WLIL-2)
KIRTLAND AFB, N MEX

SENSITIVITY OF THE CREEP-RUPTURE PROPERTIES OF NICKEL-BASE SUPERALLOY SHEET TO SHARP EDGE-NOTCHES IN THE TEMPERATURE RANGE OF 1000° - 1400° F

by David J. Wilson, James W. Freeman, and Paul D. Goodell

Prepared by

THE UNIVERSITY OF MICHIGAN

Ann Arbor, Mich.

for Lewis Research Center

NATIONAL AERONAUTICS AND SPACE ADMINISTRATION • WASHINGTON, D. C. • JANUARY 1969

NASA CR-1263

TECH LIBRARY KAFB, NM



0060568

SENSITIVITY OF THE CREEP-RUPTURE PROPERTIES OF NICKEL-
BASE SUPERALLOY SHEET TO SHARP EDGE-NOTCHES IN
THE TEMPERATURE RANGE OF 1000⁰ - 1400⁰ F

By David J. Wilson, James W. Freeman, and Paul D. Goodell

Distribution of this report is provided in the interest of
information exchange. Responsibility for the contents
resides in the author or organization that prepared it.

Prepared under Grant No. Nsg-124 by
UNIVERSITY OF MICHIGAN
Ann Arbor, Mich.

for Lewis Research Center

NATIONAL AERONAUTICS AND SPACE ADMINISTRATION

For sale by the Clearinghouse for Federal Scientific and Technical Information
Springfield, Virginia 22151 - CFSTI price \$3.00

FOREWORD

The research described herein was conducted at the University of Michigan, College of Engineering, Department of Chemical and Metallurgical Engineering, under NASA Research Grant NsG-124. Mr. Albert E. Anglin, Materials and Structures Division, NASA-Lewis Research Center was the Project Manager for NASA.



TABLE OF CONTENTS

	Page
LIST OF FIGURES	vii
SUMMARY	ix
INTRODUCTION	1
EXPERIMENTAL DETAILS	2
Materials	2
Testing Procedures	3
EXPERIMENTAL OBSERVATIONS	4
Fracture Process	4
Scope and General Description of Edge-Notch-Sensitive Behavior	7
Time-Temperature Notch Sensitive Region	7
Influence of Cold Work	8
Notched Specimen Rupture Curves	9
Ductility-Notch Sensitivity	10
Influence of Notch Specimen Geometry on Notch Sensitivity	12
Influence of Sheet Thickness	12
Influence of Notch Acuity	13
DISCUSSION	14
CONCLUSIONS	16
REFERENCES	19

LIST OF FIGURES

	Page
1. Stress versus rupture time data for 0.026-inch thick René 41 sheet, annealed at 1975°F and aged 16 hours at 1400°F . . .	20
2. Types of test specimens	21
3. Intergranular crack growth obtained from a notched specimen of 0.026-inch thick Waspaloy sheet.	22
4. Intergranular crack length versus initial loading stress for 0.026-inch thick Inconel 718 sheet annealed at 1750°F and aged	23
5. Stress versus rupture time data for 0.026-inch thick Waspaloy sheet, annealed at 1975°F and aged 16 hours at 1400°F . . .	24
6. Time-temperature dependence of the rupture strengths and N/S ratios for 0.026-inch thick Waspaloy sheet, annealed at 1975°F and aged 16 hours at 1400°F	25
7. Stress versus rupture data for 0.026-inch thick Inconel 718 sheet cold reduced 24 per cent and aged	26
8. Time-temperature dependence of the rupture strengths and N/S ratios for 0.026-inch thick Inconel 718 sheet, cold reduced 24 per cent and aged.	27
9. Time-temperature dependence of the N/S ratios for 0.026-inch thick Waspaloy sheet in three conditions of heat treatment . .	28
10. Stress versus rupture data for 0.026-inch thick Waspaloy sheet cold reduced 40 per cent and aged 2 hours at 1500°F	29
11. Stress versus rupture data for 0.026-inch thick Inconel and Waspaloy sheet in the heat-treated conditions	30
12. Stress versus rupture data for 0.026-inch thick Waspaloy sheet in four conditions of heat treatment.	31

LIST OF FIGURES, continued

		Page
13.	Time-temperature dependence of total elongation and N/S ratios for 0.026-inch thick Waspaloy sheet, annealed at 1975°F and aged 16 hours at 1400°F	32
14.	Time-temperature dependence of total elongation and N/S ratios for 0.026-inch thick Inconel 718 sheet in the cold-worked and aged condition	33
15.	Stress versus rupture data for 0.026-inch and 0.050-inch thick Waspaloy sheet annealed at 1975° and aged 16 hours at 1400°F	34
16.	Stress versus rupture data for René 41 sheet and round bar, annealed at 1975°F and aged 16 hours at 1400°F	35
17.	Influence of notch acuity on the rupture life of 0.026-inch thick Waspaloy sheet, cold reduced 40 per cent and aged 2 hours at 1500°F	36
18.	Effect of notch acuity on the stress-rupture properties of 0.026-inch thick Inconel 718 annealed at 1750°F and aged	37
19.	Time dependence of notch sensitivity of Inconel 718 sheet in two conditions of heat treatment	38

SUMMARY

Investigations are now in progress to evaluate the severe time-dependent, edge-notch sensitivity known to occur in thin sheet nickel-base superalloys exposed under stress at 1000° and 1200°F. Studies of René 41, Waspaloy and Inconel 718, over a wide range of heat-treated conditions, has served to define the scope of this problem in 0.026-inch thick sheet. In addition, exploratory data have been obtained on the influence of notch acuity and sheet thickness on the notch sensitivity.

Both smooth and edge-notched specimens fractured by the initiation and growth of intergranular cracks, followed by abrupt transgranular fracture due to the increase in stress caused by creep cracking. Analysis of these processes showed that the degree of notch sensitivity was strongly dependent upon the effect of the notches on the time required for the initiation of the creep crack and the early stages of its growth. There were some differences among alloys and within an alloy with heat treatment and test temperature. The notch sensitivity was not exhibited for the testing time periods considered when sheet thickness was increased from 0.026- to 0.050-inch. This, together with other considerations, suggests that the stress and strain state is a major factor. Until this is understood, however, it is not possible to correlate notch sensitive behavior with precise microstructural features or mechanical properties.

SENSITIVITY OF THE CREEP-RUPTURE PROPERTIES OF NICKEL-BASE SUPERALLOY SHEET TO SHARP EDGE-NOTCHES IN THE TEMPERATURE RANGE OF 1000°-1400°F*

By D. J. Wilson¹, J. W. Freeman², and P. D. Goodell¹

INTRODUCTION

The results presented in this paper have been derived from current studies being carried out at the University of Michigan, Ann Arbor, Michigan, under the sponsorship of the National Aeronautics and Space Administration, Washington, D. C. These studies are directed towards the determination of the scope and cause of the severe time-dependent notch sensitivity, which was discovered in several superalloys in the temperature range of 1000° to 1200°F during earlier research.

During a study of the influence of stressed exposure in the intermediate temperature range on the superalloys, René 41, Waspaloy, and Inconel 718 (refs. 1, 2), some of the cold-worked and aged materials failed unexpectedly in less than 1000 hours at 40 ksi at 1000°F. Under these conditions, the life had been expected to be practically infinite; the temperatures were sufficiently low that the design strengths would normally be based on short-time tensile strengths or yield strengths rather than on creep-rupture properties. Subsequent determinations of the stress-rupture time curves (fig. 1) for solution-treated and aged conditions showed that even in the absence of cold work, the notched to smooth specimen rupture strength ratios could fall from about 0.8 to as low as 0.45 for 1000 hours at 1000°F.

* Paper presented at the 97th AIME Annual Meeting, New York City, February 25-29, 1968.

¹ Research Assistants, High Temperature Metallurgy Group, Department of Chemical and Metallurgical Engineering, The University of Michigan, Ann Arbor, Michigan.

² Professor of Metallurgical Engineering, Department of Chemical and Metallurgical Engineering, The University of Michigan.

From the results obtained at the University to date, it has not been possible to establish the basic cause of notch sensitivity; therefore, the results presented here will be concerned primarily with the scope and general description of this behavior.

EXPERIMENTAL DETAILS

Materials

The information presented is based on studies of commercially-produced thin sheets of René 41, Waspaloy, and Inconel 718 alloys. There is no reason to expect, however, that other superalloys would not be subject in varying degrees to similar edge-notch sensitivity problems.

The compositions (weight percent) of the three alloys under consideration are:

<u>Superalloy</u>	<u>C</u>	<u>Cr</u>	<u>Ni</u>	<u>Co</u>	<u>Mo</u>	<u>Ti</u>	<u>Al</u>	<u>Cb</u>	<u>Fe</u>	<u>Minor Elements</u>
René 41	<u>0.09</u>	19	55	<u>11</u>	<u>10</u>	3.2	1.5	-		B
Waspaloy	<u>0.08</u>	19.5	56	<u>13.5</u>	<u>4.3</u>	3.0	1.4	-	<u>2.0</u>	B, Zr
Inconel 718	<u>0.04</u>	18.5	52	----	<u>3.1</u>	1.0	0.3	<u>5</u>	<u>19</u>	

Due to the major compositional differences (underlined), these alloys exhibit a wide range of microstructural features and mechanical characteristics when in the heat-treated condition.

1. René 41 and Waspaloy are high-strength, γ' , $\text{Ni}_3(\text{Al}, \text{Ti})$ precipitation-hardened alloys, which differ in metallurgical characteristics imparted by high and low molybdenum contents. In René 41, the high molybdenum promotes the formation of an M_6C carbide. The main carbide in Waspaloy is M_{23}C_6 . Both contain the relatively inert carbide $\text{Ti}(\text{C}, \text{N})$.

2. Due principally to the presence of columbium, Inconel 718 differs appreciably from the other two alloys. The γ' -precipitation is more

sluggish, and there are considerable differences in compositional aspects of the matrices and γ' phases. In addition, the carbide phases can differ in type, amount, and morphology.

These materials were studied in the cold-worked and aged condition, as well as in a number of solution-treated and aged conditions. In a number of cases, the heat treatments did not correspond to commercial practice because they were specifically designed to generate correlations between the notch sensitivity and variations in metallurgical characteristics.

Testing Procedures

The heat-treating practices and testing methods used in various investigations have been described in depth elsewhere (refs. 1, 2). The sheet materials were received in either the cold-worked or annealed* condition, and were subsequently aged. Waspaloy material in the cold-worked condition was also studied after a number of solution and aging treatments (in an argon atmosphere).

The dimensions of the smooth and notched specimens used in the investigation (fig. 2) conformed to an ASTM Practice which was being used when the research began, but which is now out-dated. The majority of the notched specimens had sharp edge-notches with a theoretical elastic stress concentration factor of ≥ 20 .

The creep-rupture tests were conducted in beam-loaded machines in accordance with ASTM Recommended Practice E139-58T. Specimen rupture times were recorded automatically. Creep extension was measured by an optical extension system, which has a sensitivity of five-millionths of an inch.

* The term "annealed" is used interchangeably with "solution treated" to designate the same type of heat treatment.

EXPERIMENTAL OBSERVATIONS

The experimental programs have provided data on short-time tensile and creep-rupture properties of superalloy sheet material. In the initial investigation, the time-dependent notch sensitivity of 0.026-inch thick René 41, Waspaloy and Inconel 718 sheet was evaluated for cold worked and aged material, and for materials in the standard conditions of heat treatment (annealed and aged)(refs. 1, 2). In the current research to determine the scope and cause of notch sensitivity, Waspaloy and Inconel 718 are being utilized. Extensive variations of microstructural features (and, hence, the mechanical characteristics) of these alloys have been generated by appropriate solution and aging treatments. The creep-rupture properties (and, therefore, the notch sensitivity) of these heat-treated materials at 1000°, 1200° and 1400°F, are being evaluated to varying extents for 0.026-inch thick material.

In the following sections, results selected from the programs described above are presented which characterize the behavior of 0.026-inch thick sheet materials, creep-rupture tested in the intermediate temperature range. Limited results on the influence of notch acuity and sheet thickness are also presented.

Fracture Process

When creep-rupture tested in the temperature range from 1000° to 1400°F, both notched and smooth specimens failed by creep-induced intergranular crack initiation and growth, followed by transgranular failure. The transition to transgranular fracture apparently results from the increase in stress on the load-bearing section due to the development of the intergranular crack. The rupture time is therefore governed by both of these fracture mechanisms.

The initiation and growth of the intergranular cracks consume most of the time-to-rupture. Optical examination of the fractures showed that

the intergranular cracks were oxidized, while the transgranular cracks were not. In addition, intergranular cracks were found in several of the specimens which had been discontinued before rupture, particularly in those which had nearly attained the expected rupture time. In no case, however, was a specimen found before rupture which exhibited transgranular cracking.

Although transgranular fracture occurs relatively rapidly, the transgranular strength influences the rupture time because it controls the amount of intergranular cracking required to induce transgranular fracture, and, therefore, influences the time period of intergranular crack growth. An exploratory test in which the rate of crack growth was measured, indicated that this rate increases progressively as the crack develops--presumably due to the increase in stress on the load-bearing section (fig. 3).

Thus, at least in the cases where the intergranular cracks are relatively long, only a small time period is required for extensive growth just prior to transgranular crack initiation. This should have the effect of limiting the influence of changes in intergranular crack length on the rupture time. It should be noted that variations in intergranular crack length produced by changes in the transgranular strength (through heat treatment variations, etc.), will almost certainly be accompanied by changes in the creep-induced intergranular cracking characteristics, and thus will be reflected in the rupture times.

The notch sensitivity of the material can be considered to be:

1) the difference in rupture strengths of a material for a given rupture time, or, 2) the difference in rupture times for a given stress level. For the latter case, the notch sensitivity can be considered to be the difference in the time period for intergranular crack initiation and growth in notched and smooth specimens at a given stress.

At the present time, crack growth rate studies are still not at a stage where it would be possible to reach definite conclusions with regard to the relative importance of these processes in the two types of specimens.

Measurements of the intergranular crack lengths at transgranular crack initiation do, however, allow some insight into their behavior relative to each type of specimen. Transgranular crack initiation for a given material is presumably dependent upon the nature of the stress and strain state existing at the intergranular crack tip. Transgranular crack initiation, which occurs with similar intergranular crack lengths (expressed as a percentage of the specimen width at the base of the notch, or as the total width of smooth specimens) in the two specimens, must reflect, to a great degree, similarity of stress and strain states. Measurements of the intergranular crack lengths of Inconel 718 specimens fractured by rupture testing at 1000° and 1200°F (fig. 4), exhibit the following:

1. Only small amounts of intergranular cracking occurred in specimens ruptured at the high load levels. Furthermore, for ruptured specimens to exhibit up to approximately 10 per cent intergranular cracking, smooth specimens must be tested at higher loads than notched specimens.
2. At intermediate loading-stress levels, the percentage of intergranular cracking was approximately the same for both types of specimens.
3. At "relatively" low loading-stress levels, where the percentage of intergranular cracking was high, the percentage of intergranular cracking tended to be greater in smooth specimens.

For a given material, intergranular crack growth will be governed by the stress and strain states at the intergranular crack tip. Thus, from the data (fig. 4), the stress and strain states apparently became sufficiently similar so that the intergranular crack growth rates in the two specimen types (for a given loading stress) could be expected to be similar when the cracks developed to approximately 10 per cent of the specimen width. It is apparent, therefore, that for a given loading stress and test temperature,

the difference between rupture times for notched and smooth specimens (i. e., the notch sensitivity) was determined primarily by the first stages of intergranular cracking. Thus, metallurgical variables that influence intergranular crack initiation (and growth) can be expected to have the most influence on the notch sensitivity.

Scope and General Description of Edge-Notch-Sensitive Behavior

Time-Temperature Notch Sensitive Region

The time-dependent edge-notch sensitivity of René 41, Waspaloy and Inconel 718 thin sheet is apparently limited to the intermediate temperature range (apparently somewhat below 1000°F to somewhat above 1200°F). At these temperatures high stresses are required for creep to occur and, consequently, design strengths are based on short-time tensile strengths or yield strengths, rather than on the time-dependent, creep-rupture strengths. On the other hand, at the higher temperatures creep processes are predominant in rupture and, in fact, the notch sensitivity observed is less severe. The extent of the notch sensitivity and the time-temperature range in which it is most pronounced vary somewhat with the alloy composition and heat treatment. This is demonstrated by the following examples:

1. Waspaloy in the commercial condition of heat treatment (solution treated 1/2-hour at 1975°F and aged 16 hours at 1400°F) exhibited increasing notch sensitivity with rupture time for tests at 1000° and 1200°F; the N/S rupture strength ratio decreased to a value as low as 0.56 (figs. 5, 6). Limited tests at 1400°F showed that the notch sensitivity decreased with time from an N/S ratio of 0.78 at 1 hour to 1.0 at 1000 hours.

During the study of changes in the rupture strengths of this type with time and temperature, it became apparent that the results could be suitably represented as a graph of log stress versus a time-temperature parameter:

T (Constant + Log t)

where, t = Rupture time
 T = Absolute temperature
The constant was derived from isostress data

Most evident (fig. 6) was the fact that the N/S rupture strength ratio exhibited a minimum, or "trough", with increasing parameter values. It should be noted here that, although the parameter was convenient for presenting and understanding the results, it is not known at the present time if it has any additional use. In particular, the results should not be utilized to either interpolate or extrapolate to time and temperature values, even within the range of parameter values used, without further verification.

2. Inconel 718 exhibited variations in notch sensitivity which were similar to those described above. For the cold-worked and aged material (see figs. 7,8), for example, the notch sensitivity increased with rupture time at 1000°F, but decreased in tests at 1200°F. In this case, therefore, the time or temperature at which the maximum notch sensitivity occurs is lower than for the Waspaloy material.

3. Heat treatment can also influence the extent of the notch sensitivity and the parameter range in which it occurs. For Waspaloy, aged 16 hours at 1400°F (fig. 9), increasing the solution temperature from 1825°F to 1975°F shifted the trough in the N/S values to higher parameter values. In comparison, the material aged 10 hours at 1700°F gave high N/S ratios, which should be attributed to the severity of the aging treatment and not to differences in solution treatment.

Influence of Cold Work

The original survey of superalloys for the SST showed that the short-time tensile and yield strengths could be increased by cold working. The yield strength was raised more than the tensile strength, and, consequently, the YS/TS ratio was increased. Rupture testing resulted in the following:

1. Cold-worked and aged material exhibited an extreme sensitivity to sharp edge-notches in the temperature range from 1000° to 1200°F.
2. Notched transverse specimens exhibited lower strengths than longitudinal ones. On the other hand, smooth specimen strengths exhibited little dependence upon specimen direction.
3. When compared to annealed and aged material, the smooth specimens of the cold-worked material exhibited higher strength levels except for the longer time periods at 1200°F. The notch strength tended to be lower, especially in transverse specimens, as a result of the cold work.
4. For the cold-worked and for the annealed materials, the notched specimen rupture curves exhibited changes in slope, both increasing and decreasing. This can be contrasted to the smooth specimen rupture curves, which are apparently linear.

Notched Specimen Rupture Curves

At least for the majority of the materials and heat treatments studied, the major changes in notch sensitivity with time and temperature primarily reflect changes in the slopes of the notched specimen rupture curves:

- a. The decrease in notch sensitivity at high parameter values (i. e., at long times and/or high temperatures) is reflective of the convergence of notched and smooth specimen rupture curves. In the cold-worked materials (figs. 7, 8), it was clear that this results from an upward break (decrease in slope) that occurred in the notched specimen rupture curves. This upward break was also observed at 1200°F for a number

of materials in the annealed and aged conditions (fig. 11).

Although the number of data points available from research to date are limited, it is expected that similar tendencies would be obtained from prolonged testing at lower temperatures.

- b. At short times and low temperatures, i. e., low parameter values, the notched specimen rupture curves diverge markedly from the curves for smooth specimens (figs. 5, 6), resulting in the drastic increase in notch sensitivity. The limited data suggests that the increase in slope in the notched specimen rupture curves occurs when the loading stress, based on the net section at the base of the notch, is reduced below the 0.2 per cent offset yield strength as determined in the smooth specimen tensile tests (fig. 12).

Ductility-Notch Sensitivity

There is a rather general belief that ductility values in rupture tests are related to notch sensitivity. However, in only a limited number of heat treatments for the alloys studied did notch sensitivity appear to vary directly with ductility.

1. For Waspaloy (annealed at 1975° and aged 16 hours at 1400°F), there was a correlation between ductility of smooth specimens and notch sensitivity (fig. 13). The ductility trough for this material was due to large amounts of elongation which occurred on loading at low parameter values, and large amounts of third-stage creep which occurred at high parameter values. The elongation on loading decreased rapidly as the load to yield strength ratio decreased, i. e., with increasing values of the parameter. In contrast, the elongation in third-stage creep was small for low values of the parameter, but increased at high values. The result was a minimum in the ductility at intermediate parameter values.

2. For Inconel 718 (cold worked and aged), the N/S rupture strength ratio formed a trough (fig. 14) with increasing parameter. There was no similar variation in total elongation; however, the elongation did decrease with increasing parameter for the lower parameter values.

The ruptured specimens exhibited fractures (intergranular and transgranular) which result from two deformation mechanisms. Therefore, measured ductilities reflect the amounts of deformation associated with both fracture processes. In consequence, it is not surprising that there was no direct correlation between the notch sensitivity and the ductility. Correlations are made even more complex since the notch sensitivity is expressed as a rupture strength (or, rupture time) ratio of notched to smooth specimens, each of which will be influenced differently by ductility effects. Because of the apparent importance of intergranular crack initiation on notch sensitivity, deformation characteristics that influence crack initiation must also affect it:

1. The notch sensitivity apparently increased markedly when the loads were reduced below the net section yield strength. Yielding, in these cases, could only be extensive in the area of the notches where the initial stress is the highest. Presumably, the plastic deformation on loading (time-independent, or "tensile"-type deformation) resulted in the relaxation of stresses at the notches and introduced cold work into these areas. Subsequent creep processes, which led to intergranular crack initiation, commenced under this pre-established stress and strain state. It is of interest to note that in an exploratory test (on René 41 at 1000°F) in which a notched specimen was pre-loaded above the yield strength, the rupture life at a stress below the yield stress was extended. Evidently, loading above the yield strength to cause extensive yielding at the base of the notches reduced the notch sensitivity.

2. At low loading levels, yielding was presumably restricted to the areas of stress concentration at the notches. Further relaxation of the

high stresses at the notches (relative to the nominal stress) can occur by creep. If creep cracking or severe creep damage is introduced during relaxation, low notch strength and, hence, notch sensitive behavior would result.

3. The deformation characteristics listed must be considered further within the context of a third major factor, namely specimen geometry. Specimen geometry will therefore be considered in the following section.

Influence of Specimen Geometry on Notch Sensitivity

The results which reflect the relationships between the notch sensitivity and notched specimen geometry were obtained by variations in thickness and notch acuity of sheet specimens, and in the testing of round bar specimens.

The Influence of Sheet Thickness. In exploratory tests, sheet thickness apparently has a very marked influence on the degree of notch sensitivity. The extent of the effect and the general applicability of the results have not been completely defined.

1. When 0.050-inch thick Waspaloy sheet was tested at 1000° and 1200°F, in two conditions of heat treatment (solution treated 1/2-hour at 1975°F and aged either 16 hours at 1400°F, or 10 hours at 1700°F), it did not exhibit a time-dependent notch sensitivity. These results are in contrast to those obtained from 0.026-inch thick material in identical heat treated conditions. The difference was most evident for the material aged at 1400°F, where the sensitivity of the 0.026-inch thick material was quite marked (fig. 15). Although the two materials had slightly different compositions, the fact that the smooth specimen properties were similar suggests that the large differences in the rupture strengths of the notched specimens were a real effect of thickness.

2. Results for René 41 sheet materials tested at 1000°F suggested that a similar influence of sheet thickness occurred in that 0.04-inch thick sheet was considerably less notch sensitive than 0.026-inch thick sheet (fig. 16). It should also be noted that testing sharp-notched ($K_t = 10$) round bars at 1200°F resulted in a slight degree of notch strengthening, whereas the 0.026-inch thick sheet showed very marked notch sensitivity.

The variation of rupture strength with sheet thickness must reflect changes in the rates of intergranular crack initiation and/or growth. These rate changes are especially reduced in notched specimens by increasing the sheet thickness; smooth specimens exhibited little or no increase in rupture life with increasing sheet thickness and, hence, the notch sensitivity decreased with increasing sheet thickness. The cause of the variations of rupture strength with sheet thickness has not been established and future research will consider two possible contributing factors:

1. The stress and/or strain states vary significantly with sheet thickness, thus influencing the deformation behavior at notches sufficiently to result in the apparent changes in notch sensitivity.
2. Surface effects could have a marked influence on the mechanical properties of the sheet and, hence, on notch sensitivity. Element losses, e. g., B or Al, and other environmental effects which may or may not be evident as microstructural changes, could be expected to have an increasing influence on the properties of sheet materials, the thinner the sheet. In this case, however, it would also be necessary to explain the apparent invariance of smooth specimen strengths with sheet thickness.

The Influence of Notch Acuity. The stress and strain state at the notch can also be varied by varying the degree of notch acuity. Measurements of the degree of notch sensitivity as a function of notch acuity for

0.026-inch thick sheet material pointed towards an apparent critical K_t effect. It appears that at this K_t , which is dependent upon alloy composition and heat treatment, a drastic increase in the notch sensitivity can occur.

1. For Waspaloy in the cold-worked and aged condition and tested at 1200°F, a K_t of 3 was found to be nearly as detrimental to the rupture strength as a K_t of ≥ 20 (fig. 17).
2. For a K_t of ≥ 20 , Inconel 718, annealed at 1750°F and aged, was extremely notch sensitive at 1000°F and much less so at 1200°F (fig. 18). However, for K_t 's of 2.1 and 5.8, very little notch sensitivity was observed at either temperature. In this case, therefore, the critical K_t at 1000°F was somewhat greater than 5.8.

DISCUSSION

Considerable data has been published on the notch sensitive behavior of superalloys. Generally, these studies have been conducted utilizing round specimens to obtain the rupture properties at temperatures no lower than 1200°F. It is not known if the relationships which have been established between the notch sensitivity and metallurgical characteristics in such studies can be applied to edge-notched, thin sheet specimens tested at 1000° and 1200°F. It is apparent, however, that the presence of edge notches in sheet specimens results in a more extreme stress and/or strain state than in notched round specimens. In any event, the results show that the notch sensitivity can be many magnitudes more severe in sheet materials than has been reported for round specimens.

Due to the intimate association of microstructural features and mechanical characteristics, it is extremely difficult to evaluate notch sensitivity in terms of particular factors within one of these classifications.

For example, intergranular crack initiation (and growth), which apparently controls the notch sensitivity, will depend upon plastic deformation processes (yielding on loading and subsequent creep), which are in turn directly related to microstructural features, e. g., γ' distribution, grain boundary characteristics, etc.

In a study of the effect of microstructural features on the notch sensitivity of two Inconel alloys (X-750 and 718) (ref. 3), Raymond concluded that the primary effect of heat treatment in rendering these alloys notch ductile was the elimination of any γ' -denuded zone adjacent to the grain boundaries. Eiselstein (ref. 5) showed that round, notched bars of Inconel 718 were notch-strengthened (at 1300°F/75 ksi) when annealed in the 1700° to 1850°F range and aged, whereas annealing at 1975°F or above and aging resulted in notch sensitive material. Raymond concluded that this increase in notch sensitivity with increasing annealing temperature was associated with the formation of a denuded zone.

Cold-worked Inconel 718 (ref. 2), 0.026-inch thick, was studied after the following heat treatments--the annealing temperatures of which lie in the two ranges described by Raymond:

- a. Annealed one hour at 1750°, aged 8 hours at 1325°F, F. C., to 1150°F in 10 hours, A. C.
- b. Annealed one hour at 1950°, aged 8 hours at 1350°F, F. C., to 1200°F in 12 hours, A. C.

The stress-rupture time curves and the N/S ratios are reproduced in Figures 7, 11, and 19. From these the following is evident:

1. Both of the heat treated sheet materials exhibit a very pronounced time-dependent notch sensitivity in the intermediate temperature range. The variations in microstructural features of the two materials did not result, in this case, in a marked difference in the maximum notch sensitivity exhibited, but only in the time and temperature at which it occurred.

2. It should be noted that for the sheet material annealed at 1750°F, little or no notch sensitivity was exhibited until the notch acuity was increased above 5.8. In contrast, the material annealed at 1950°F was almost as notch sensitive with a K_t of 3.1 as with one of ≥ 20 .
3. Results reported from testing round bars in heat treated conditions similar to the above (refs. 3,4), showed a minimum notch to smooth specimen rupture time ratio (for the material annealed at the higher temperature) of the order of 1:10. In contrast, the minimum ratio for the sheet material (for either heat treatment), being $\sim 1:10^6$, was many orders of magnitude lower. It is evident, therefore, that the results being reported in this paper for edge-notched, thin sheet involve a far more extreme effect.

For Inconel 718, the heat treatment (and, hence the microstructure and mechanical characteristics) has an influence on the extent of the notch sensitivity for notched round bars or sheet specimens with low notch acuities. However, a high degree of notch sensitivity (for annealing at 1750° and 1950°F) occurred for sheet specimens with very sharp notches. Results presented previously for René 41 at 1200°F (fig. 16) showed that round bars exhibited slight notch strengthening, while sheet specimens ($K_t \geq 20$) were extremely notch sensitive. Together with the data for Wasp-alloy sheet, these comparisons indicate that the extreme edge-notch sensitivity of thin sheet materials to temperatures as low as 1000°F involves factors in addition to most of the data reported in the literature.

CONCLUSIONS

The results obtained to date from a study of the scope and cause of time-dependent notch sensitivity shown to occur in superalloy sheet

materials at temperatures of 1000° and 1200°F, have been presented. Creep-rupture testing of René 41, Waspaloy and Inconel 718 over a wide range of heat-treated conditions, has served to provide a general description of the notch sensitive behavior of 0.026-inch thick material. In addition, the influence of sheet thickness and notch acuity on notch sensitivity has been evaluated to further define the scope of the problem.

1. The results show that the rupture occurs by intergranular crack initiation and growth (apparently by creep) until abrupt shear occurs due to the increase in stress on the reduced load-carrying area. The time to-rupture for both smooth and notched specimens is determined by all of these fracture processes. For a given stress and temperature, the difference between rupture times for the notched and smooth specimens, i. e., the notch sensitivity, is determined primarily by the time periods for the first stages of intergranular cracking.

2. The notch sensitivity of 0.026-inch thick sheet is apparently limited to an intermediate temperature range (from slightly below 1000° to slightly above 1200°F) within the testing times considered. The extent of the notch sensitivity which is exhibited is dependent upon the composition and thermal treatment of the alloy, i. e., the microstructural features and mechanical characteristics. The notch to smooth specimen rupture strength ratios commonly fall as low as 0.5, which corresponds to the extremely low rupture time ratio of nearly 1:10⁶.

3. The evidence indicates that relaxation of the stresses around the notches is a critical factor affecting the intergranular fracture processes and, thus, the notch sensitivity. The relaxation can be the result of deformation by yielding and/or by subsequent creep. On the other hand, creep deformation can promote intergranular cracking. The interaction of deformation processes occurring apparently results in the notch sensitivity being more dependent upon the processes contributing to the ductility than upon the actual level of ductility itself.

4. Limited data indicate that specimen geometry has an important effect on notch sensitivity. Round notched-specimens are not known to exhibit the time-dependent notch sensitivity in the temperature being considered in this investigation. In addition, in limited testing, 0.050-inch thick specimens have not shown time-dependent notch sensitivity. The influence of notch acuity (K_t) on the degree of notch sensitivity (for 0.026-inch thick sheet) is apparently related to a critical K_t . Below this critical K_t , which is dependent upon the alloy, test temperature, and heat treatment, the material exhibits little or no notch sensitivity, whereas above it, the material exhibits extensive notch sensitivity.

* * *

REFERENCES

1. Cullen, T. M.; and Freeman, J. W.: The Mechanical Properties at 800°, 1000°, and 1200°F of Two Superalloys under Consideration for Use in the Supersonic Transport. Prepared under Grant No. NsG-124-61 (NASA CR-92) for NASA by the University of Michigan, Ann Arbor, September 1964.
2. Cullen, T. M.; and Freeman, J. W.: The Mechanical Properties of Inconel 718 Sheet Alloy at 800°, 1000°, and 1200°F. Prepared under Grant No. NsG-124-61 (NASA CR-268) for NASA by The University of Michigan, Ann Arbor, July 1965.
3. Raymond, E. L.: Effect of Grain Boundary Denudation of Gamma Prime on Notch-Rupture Ductility of Inconel Nickel-Chromium Alloys X-750 and 718. Transactions of the Metallurgical Society of AIME, Volume 239, September 1967, pp 1415-1422.
4. Eiselstein, H. L.: Metallurgy of a Columbium-Hardened Nickel-Chromium-Iron Alloy. Special Technical Publication No. 369: Advances in the Technology of Stainless Steels and Related Alloys, published by ASTM, 1965, pp 62-79.

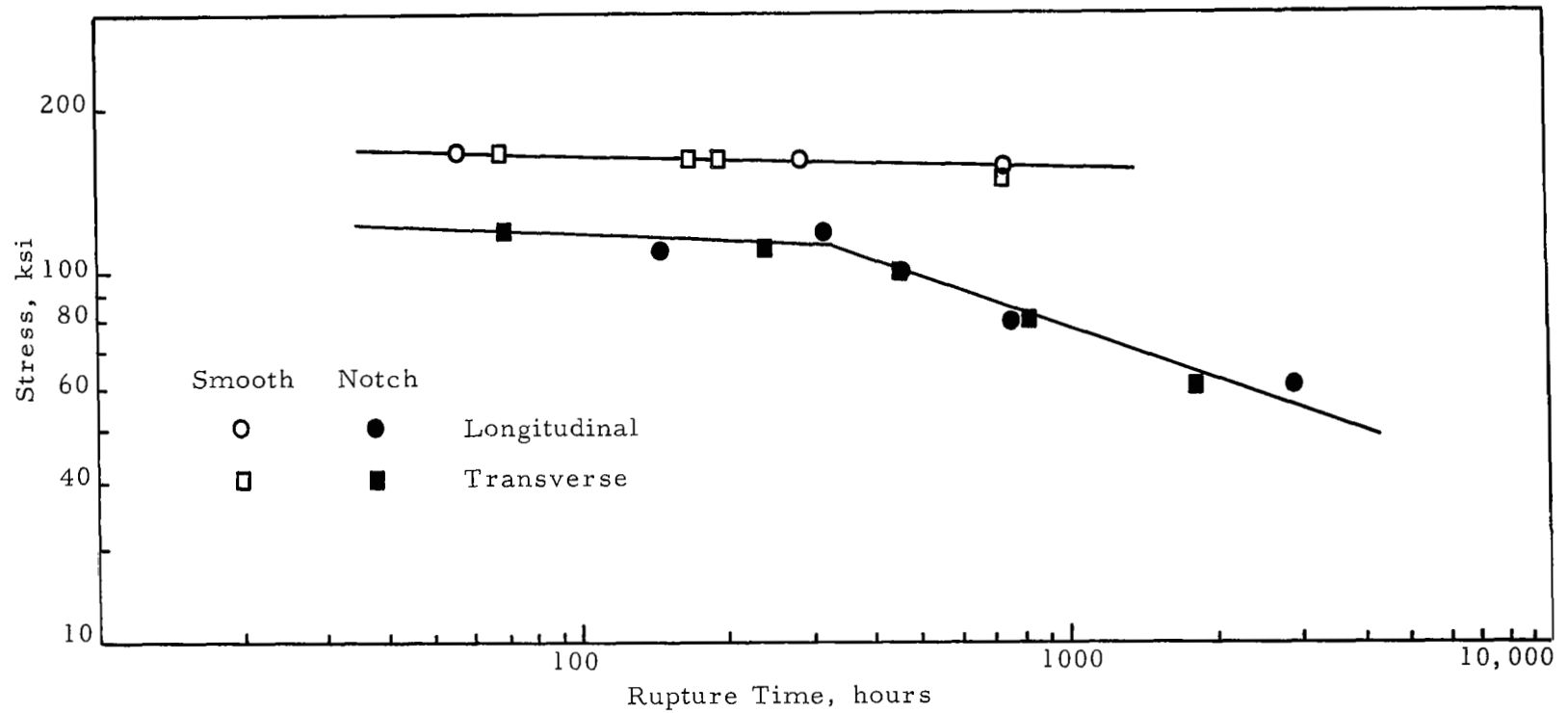
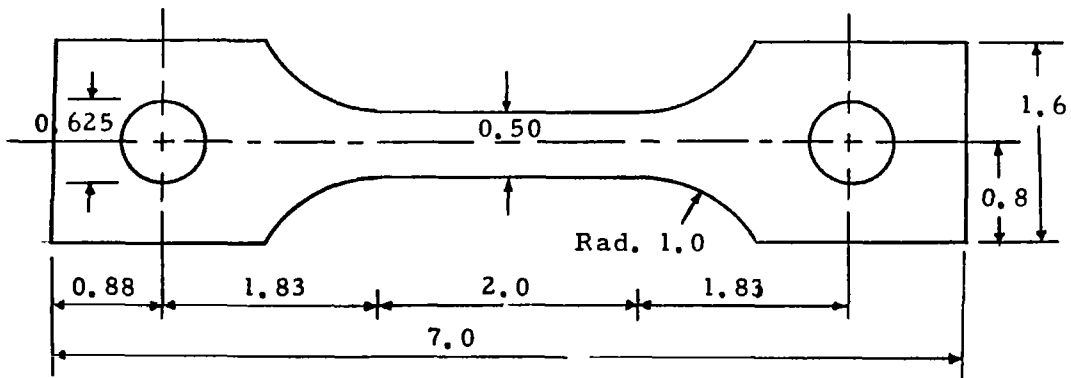
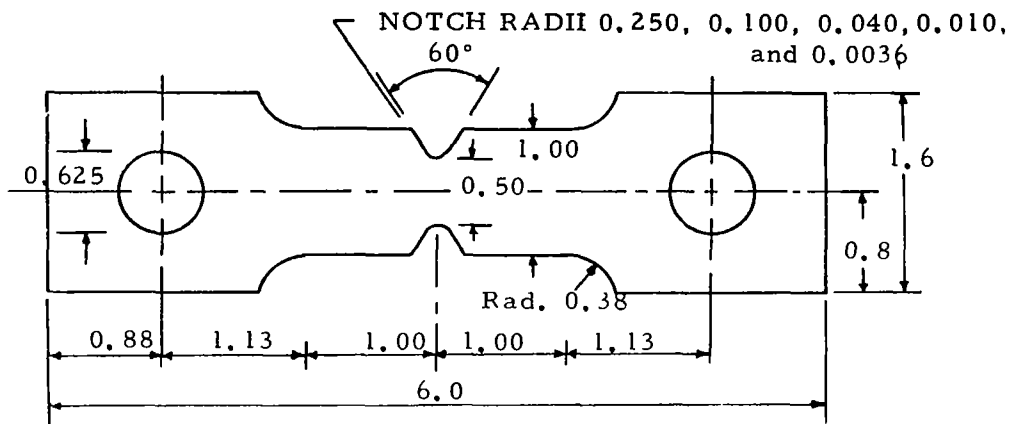


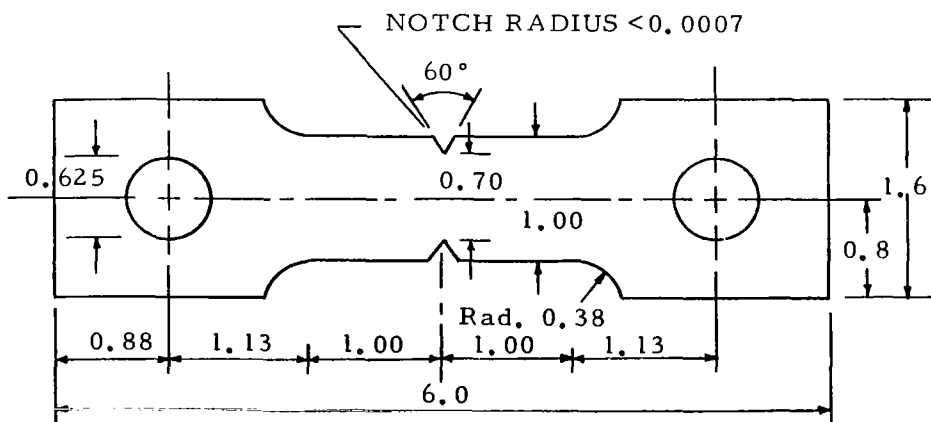
Figure 1. Stress versus rupture time data at 1000°F obtained from smooth and notched ($K_t \geq 20$) specimens of 0.026-inch thick Rend 41, annealed at 1975°F and aged 16 hours at 1400°F.



Smooth (unnotched) Specimen ($K_t=1.0$)



Notched Specimen for $K_t=1.5, 2.1, 3.1, 5.8$ and 9.4



Sharp Edge notched Specimen ($K_t \geq 20$)

Figure 2. Types of test specimens (all dimensions in inches).

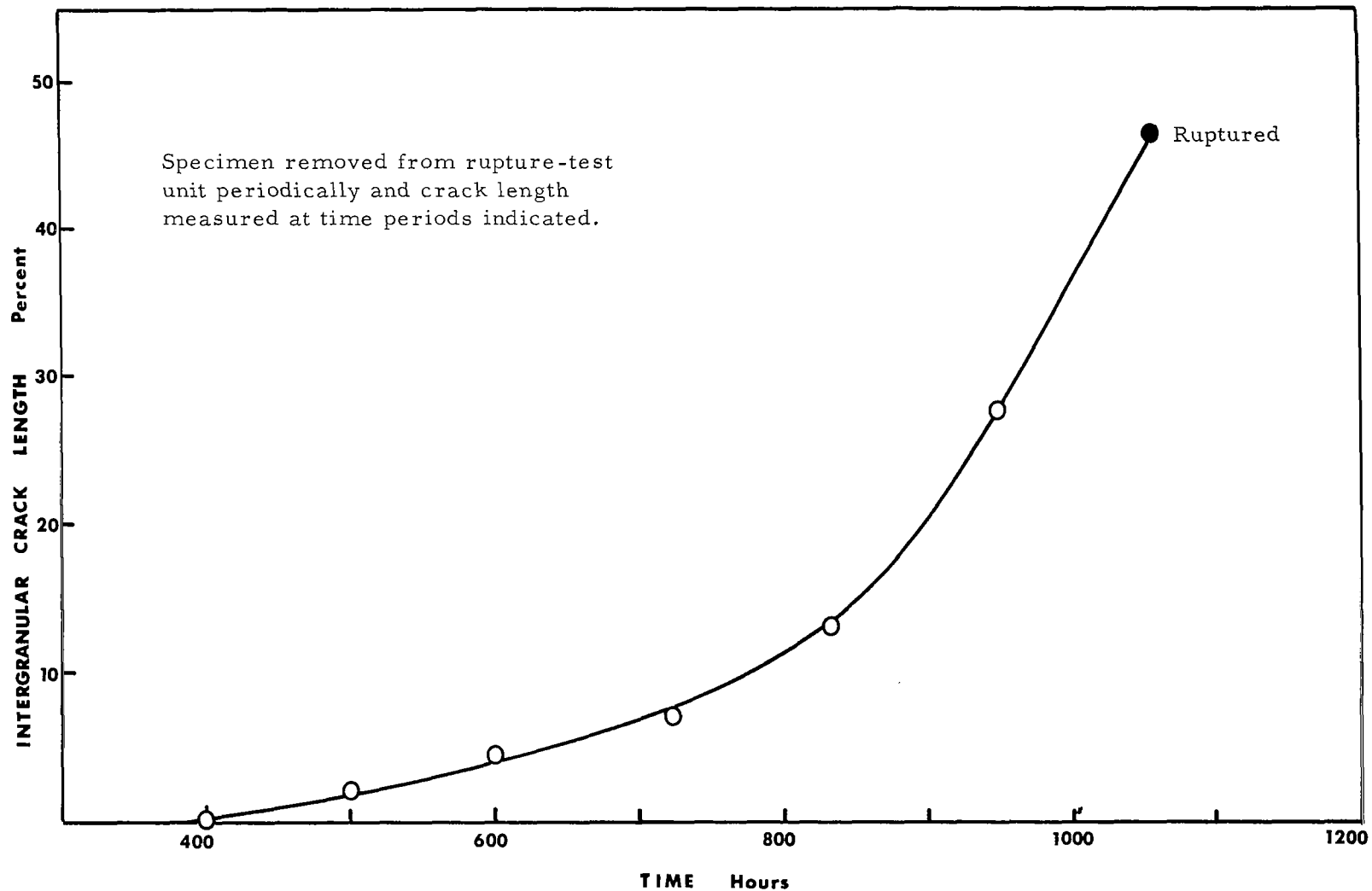


Figure 3. Intergranular crack growth obtained from a notched specimen ($K_t \geq 20$) of 0.026-inch thick Waspaloy sheet, annealed at 1825°F and aged 16 hours at 1400°F; tested at 1000°F at 100 ksi.

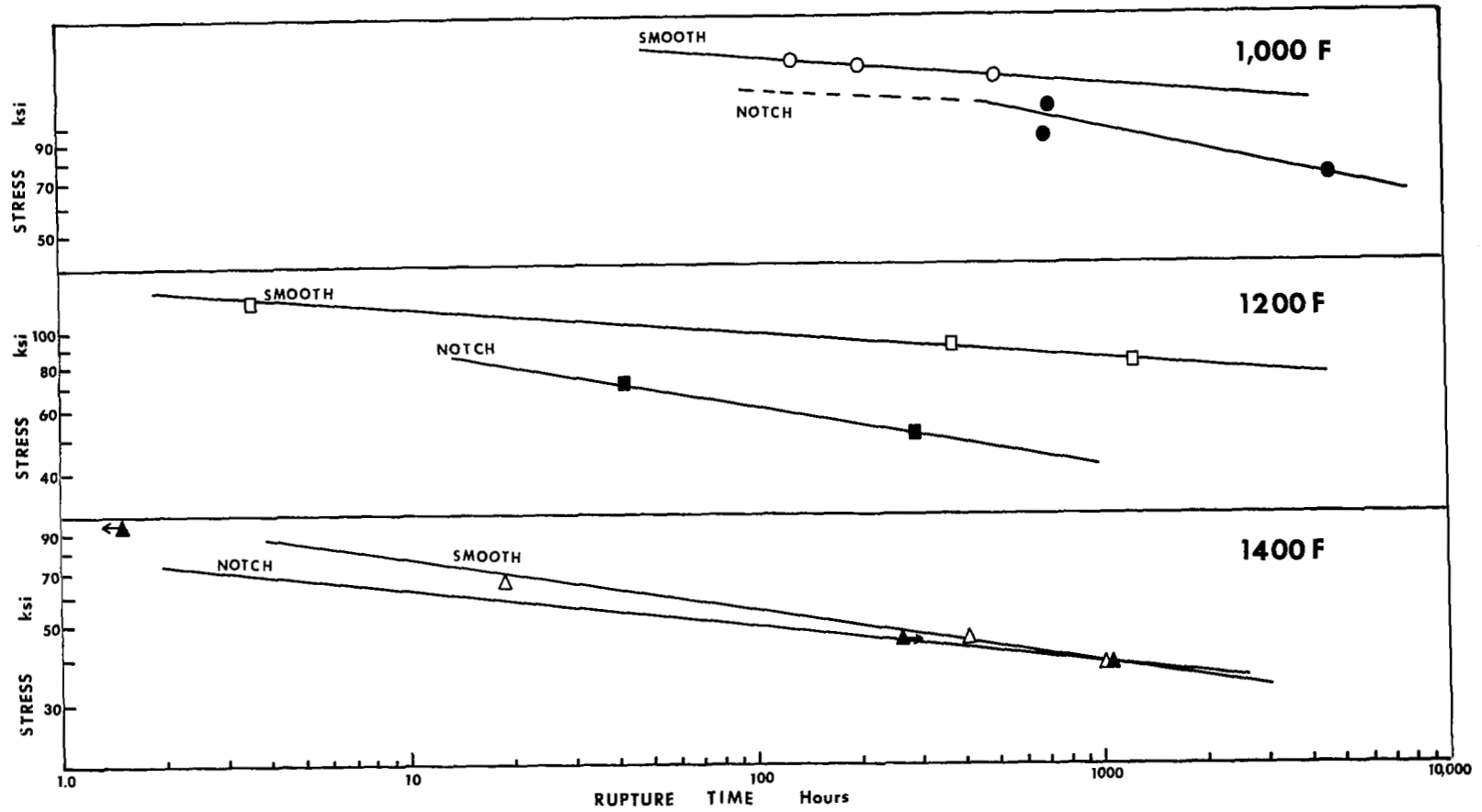


Figure 5. Stress versus rupture time data obtained from smooth and notched ($K_t \geq 20$) specimens of 0.026-inch thick Waspaloy sheet, annealed at 1975°F and aged 16 hours at 1400°F, and tested at 1000°, 1200°, and 1400°F.

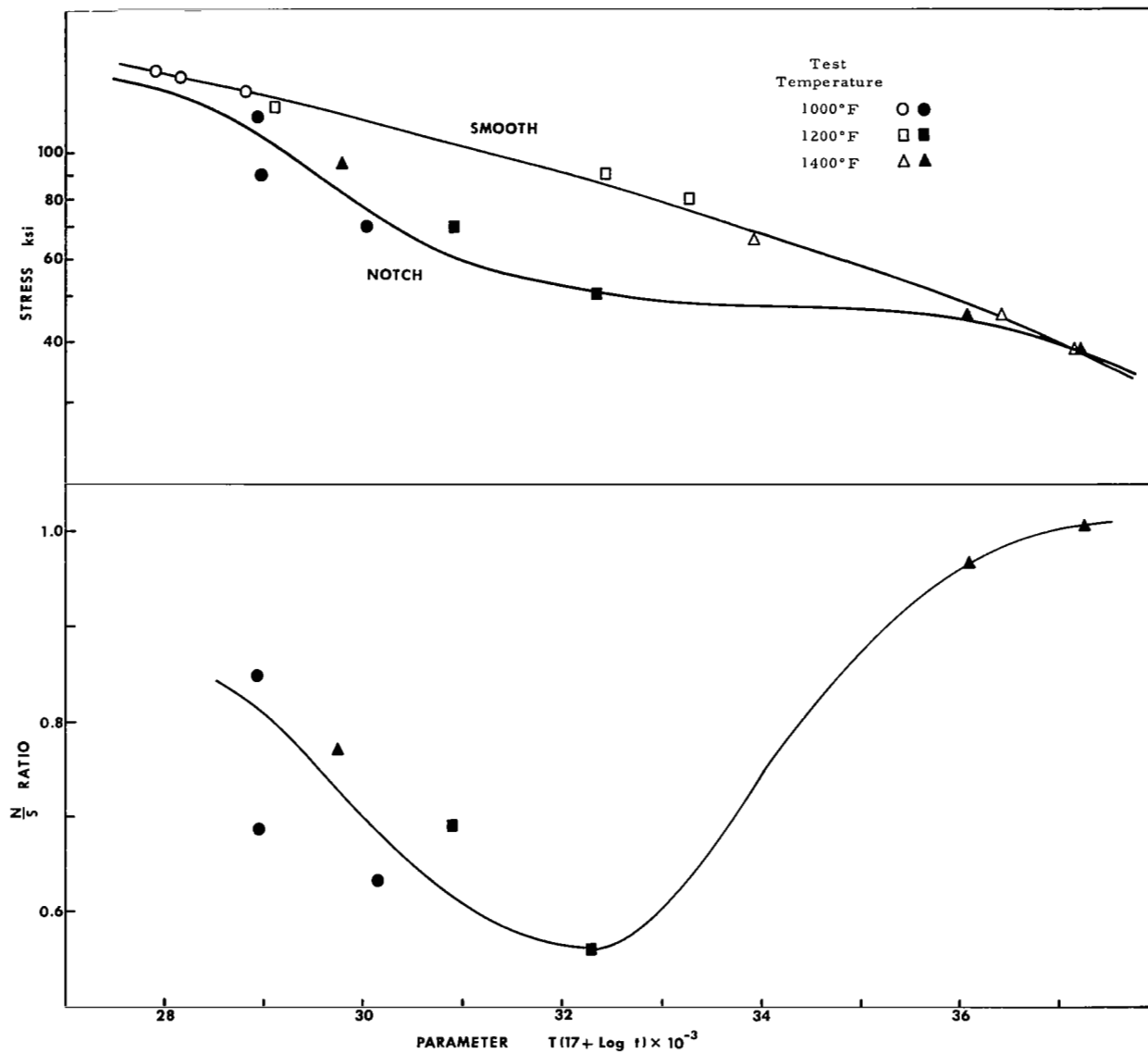


Figure 6. Time-temperature dependence of the rupture strengths and N/S ratios (Notch Rupture Strength/Smooth Rupture Strength) for smooth and notched ($K_t \geq 20$) specimens of 0.026-inch thick Waspaloy sheet, annealed at 1975°F, aged 16 hours at 1400°F, and tested at 1000°, 1200°, and 1400°F.

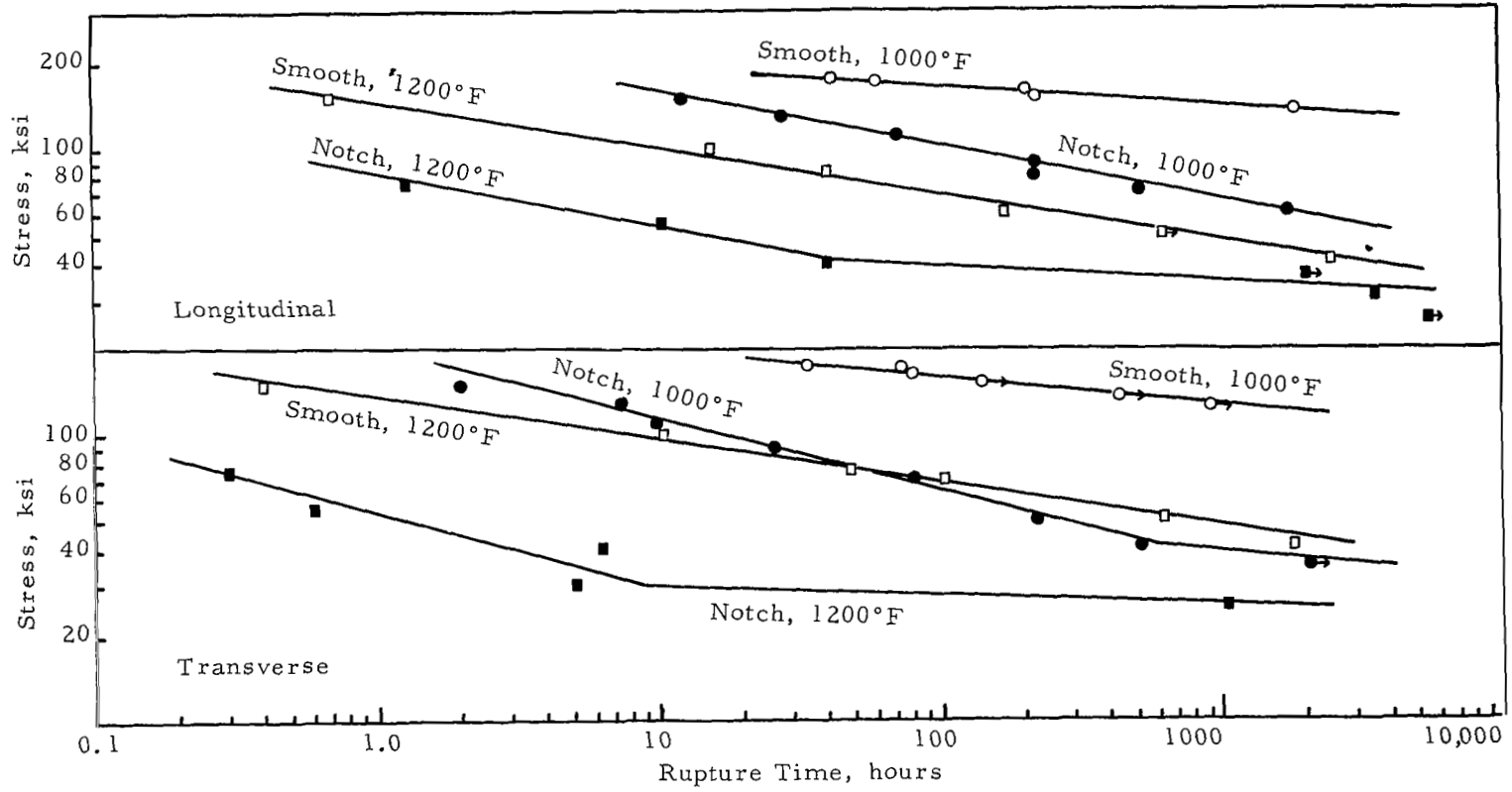


Figure 7. Stress versus rupture data at 1000° and 1200°F, obtained from smooth and notched ($K_t \geq 20$) specimens of 0.026-inch thick Inconel 718 sheet cold reduced 24 per cent and aged at 1325°F for 8 hours, F. C., to 1150°F in 10 hours, A. C.

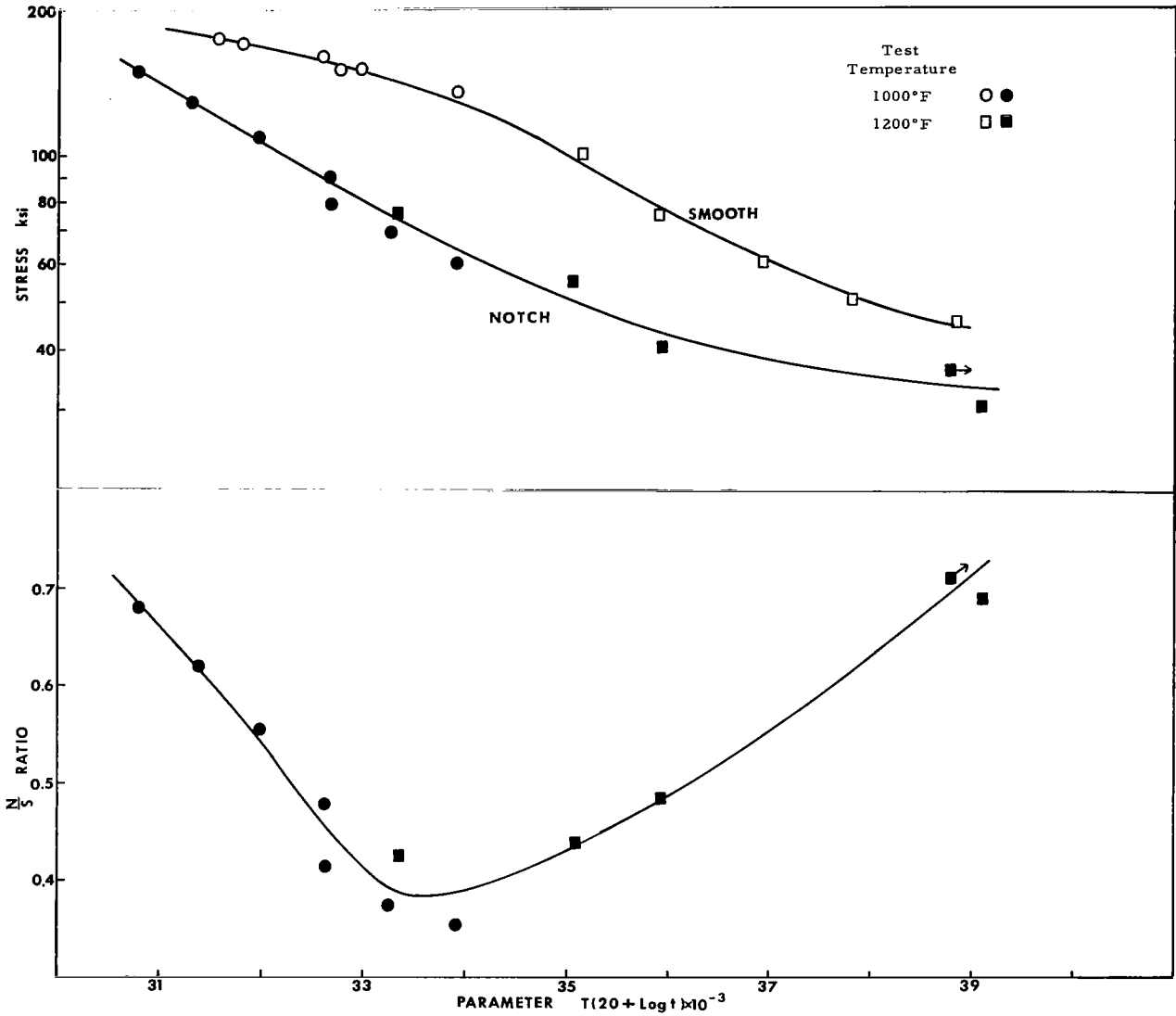


Figure 8. Time-temperature dependence of the rupture strengths and N/S ratios (Notch Rupture Strength/Smooth Rupture Strength) for smooth and notched ($K_t \geq 20$) specimens of 0.026-inch thick Inconel 718 sheet cold reduced and aged at 1325°F for 8 hours, F.C., to 1150°F in 10 hours, A. C.; tested at 1000° and 1200°F.

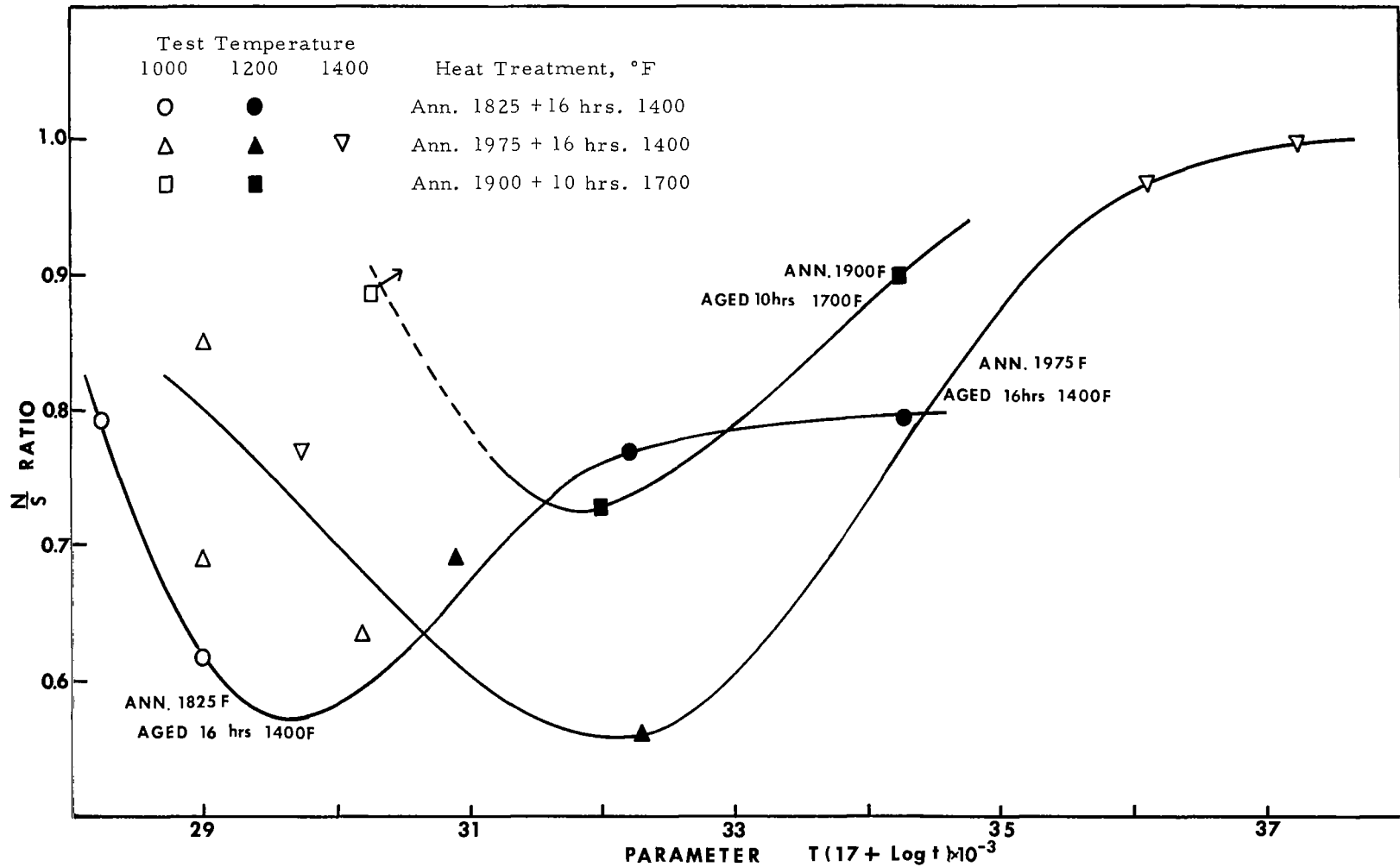


Figure 9. Time-temperature dependence of the N/S ratios (Notch Rupture Strength/Smooth Rupture Strength) obtained from smooth and notched ($K_t \geq 20$) specimens of 0.026-inch thick Waspaloy sheet in three heat treated conditions.

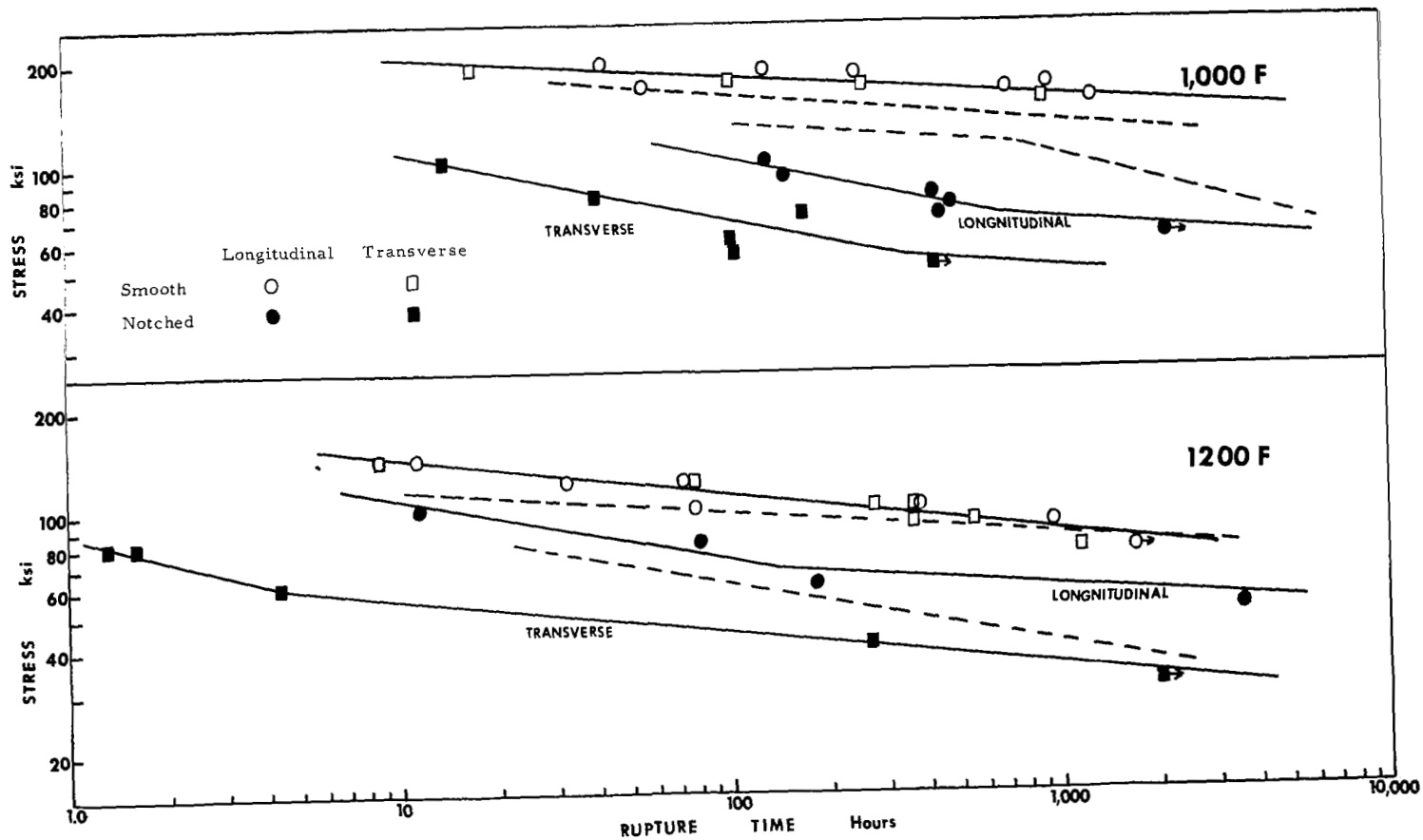


Figure 10. Stress versus rupture data at 1000° and 1200°F, obtained from smooth and notched specimens ($X_t \geq 20$) of 0.026-inch thick Waspaloy sheet; solid line curves for cold reduced 40 per cent and aged 2 hours at 1500°F condition; dotted line curves for longitudinal and transverse material annealed at 1975°F and aged 16 hours at 1400°F.

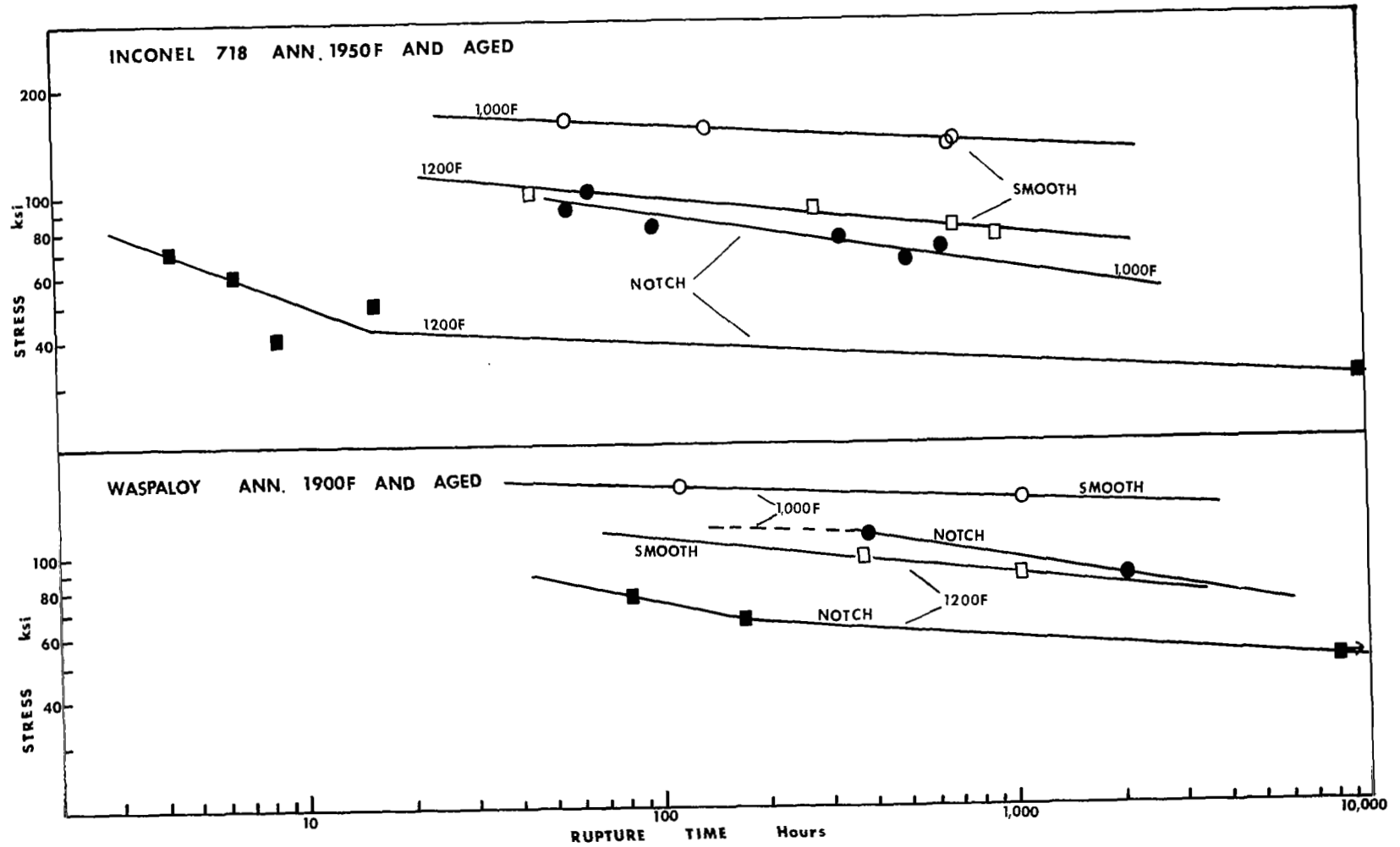


Figure 11. Stress versus rupture data at 1000° and 1200°F, obtained from smooth and notched ($K_t \geq 20$) specimens of 0.026-inch thick Inconel 718 and Waspaloy sheet in the heat treated conditions. (Inconel 718: ann. at 1950°F, aged 8 hours at 1350°, F.C., to 1200°F in 12 hours, A.C.; Waspaloy: ann. at 1900°F and aged 16 hours at 1400°F.)

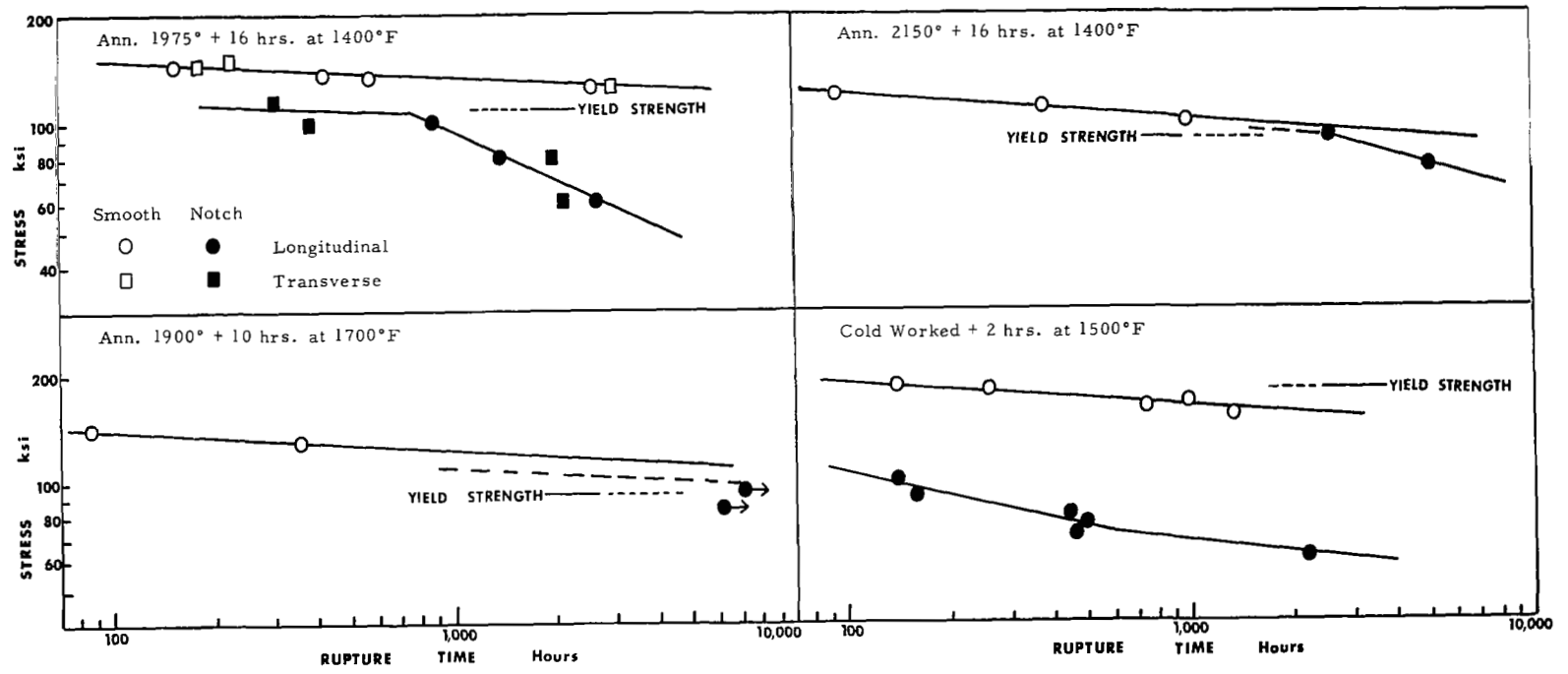


Figure 12. Stress versus rupture data at 1000°F, obtained from smooth and notched specimens ($K_t \geq 20$) of 0.026-inch thick Waspaloy sheet in four conditions of heat treatment.

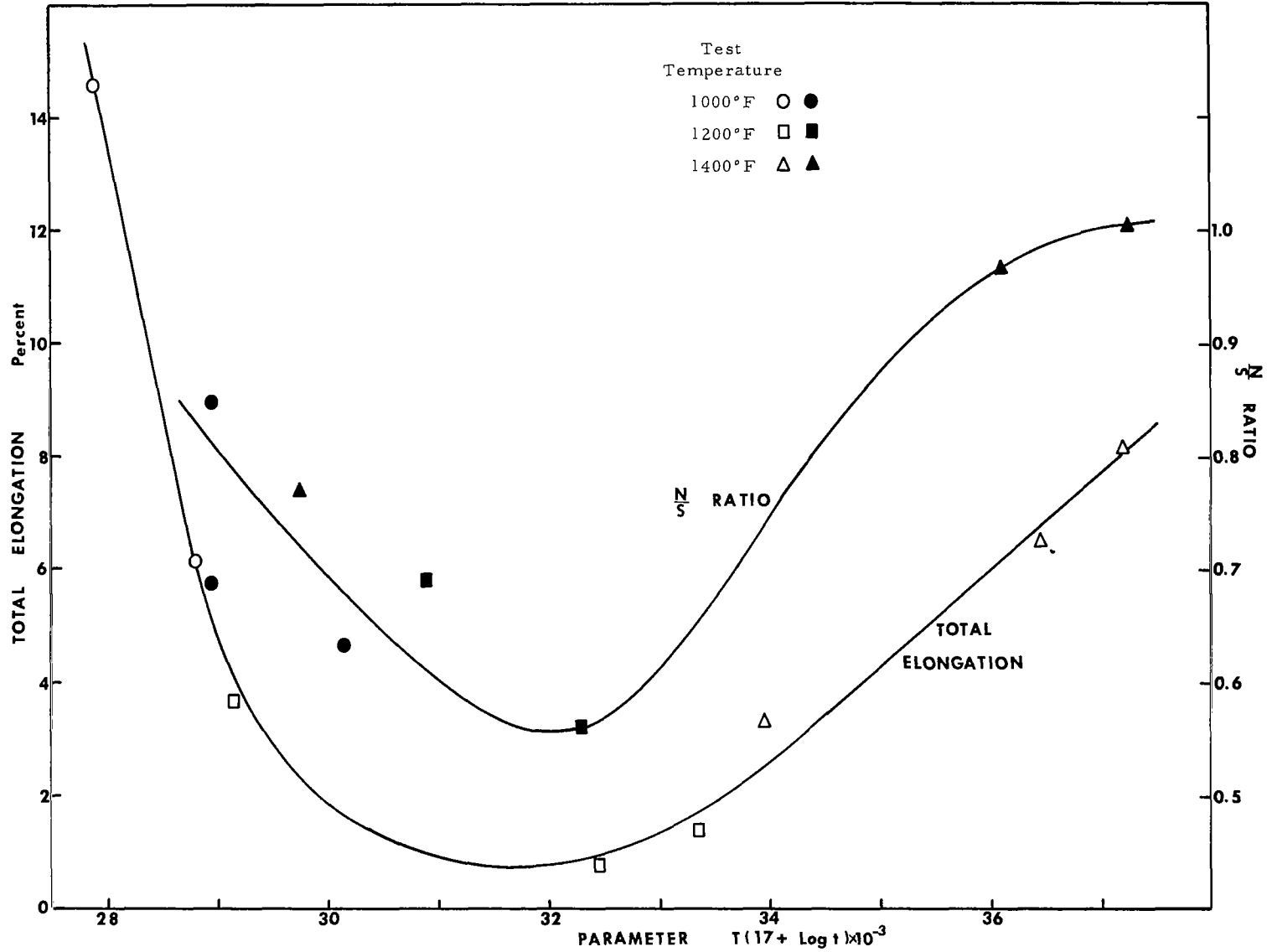


Figure 13. Time-temperature dependence of total elongation and N/S ratios (Notch Rupture Strength/Smooth Rupture Strength), obtained from smooth and notched ($K_t \geq 20$) specimens of 0.026-inch thick Waspaloy sheet, annealed at 1975°F and aged at 1400°F; tested at 1000°, 1200°, and 1400°F.

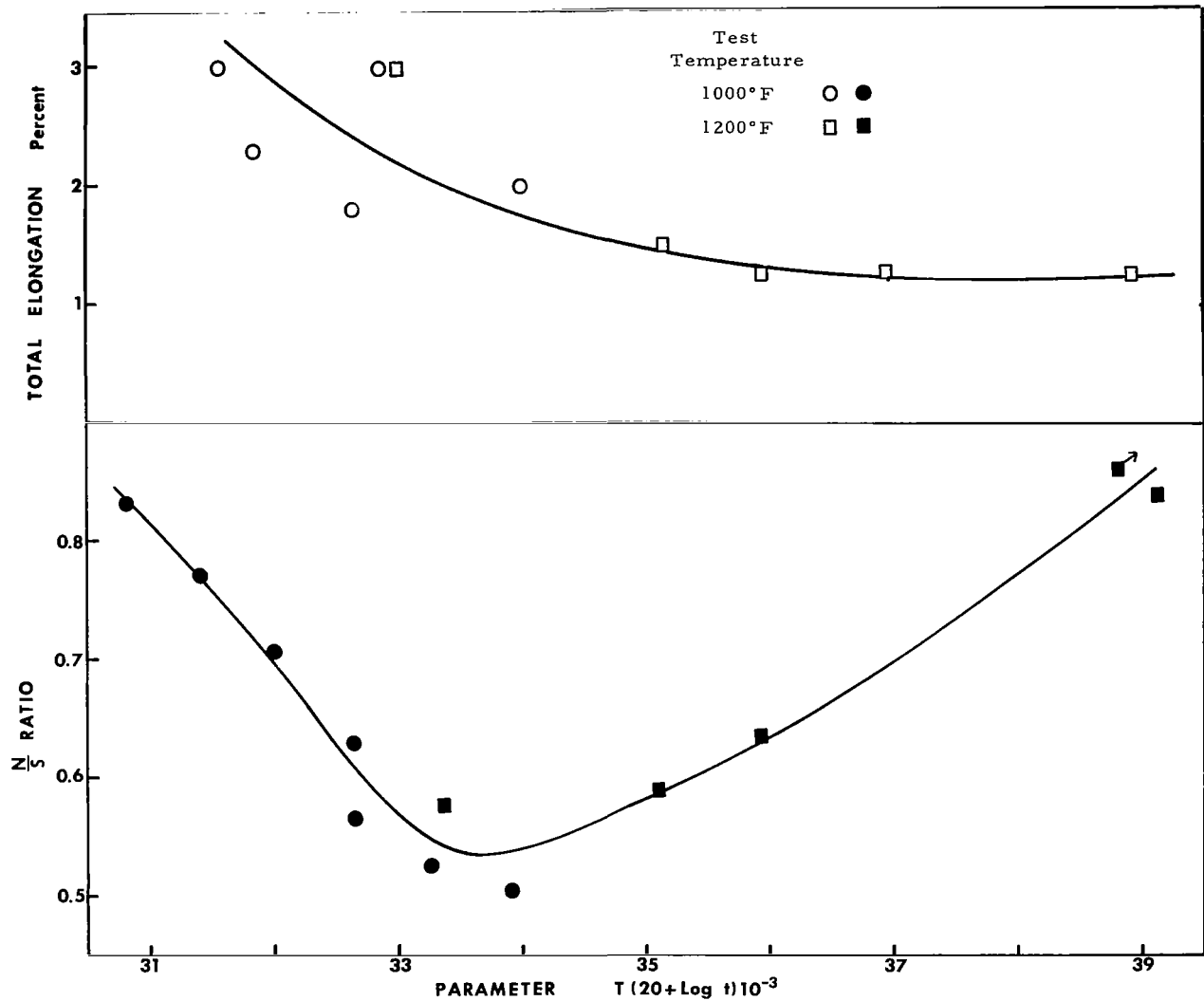


Figure 14. Time-temperature dependence of total elongation and N/S ratios (Notch Rupture Strength/Smooth Rupture Strength) at 1000° and 1200°F, obtained from smooth and notched ($K_t \geq 20$) specimens of 0.026-inch thick Inconel 718 sheet, cold worked and aged at 1325°F for 8 hours, F.C., to 1150°F in 10 hours, A.C.

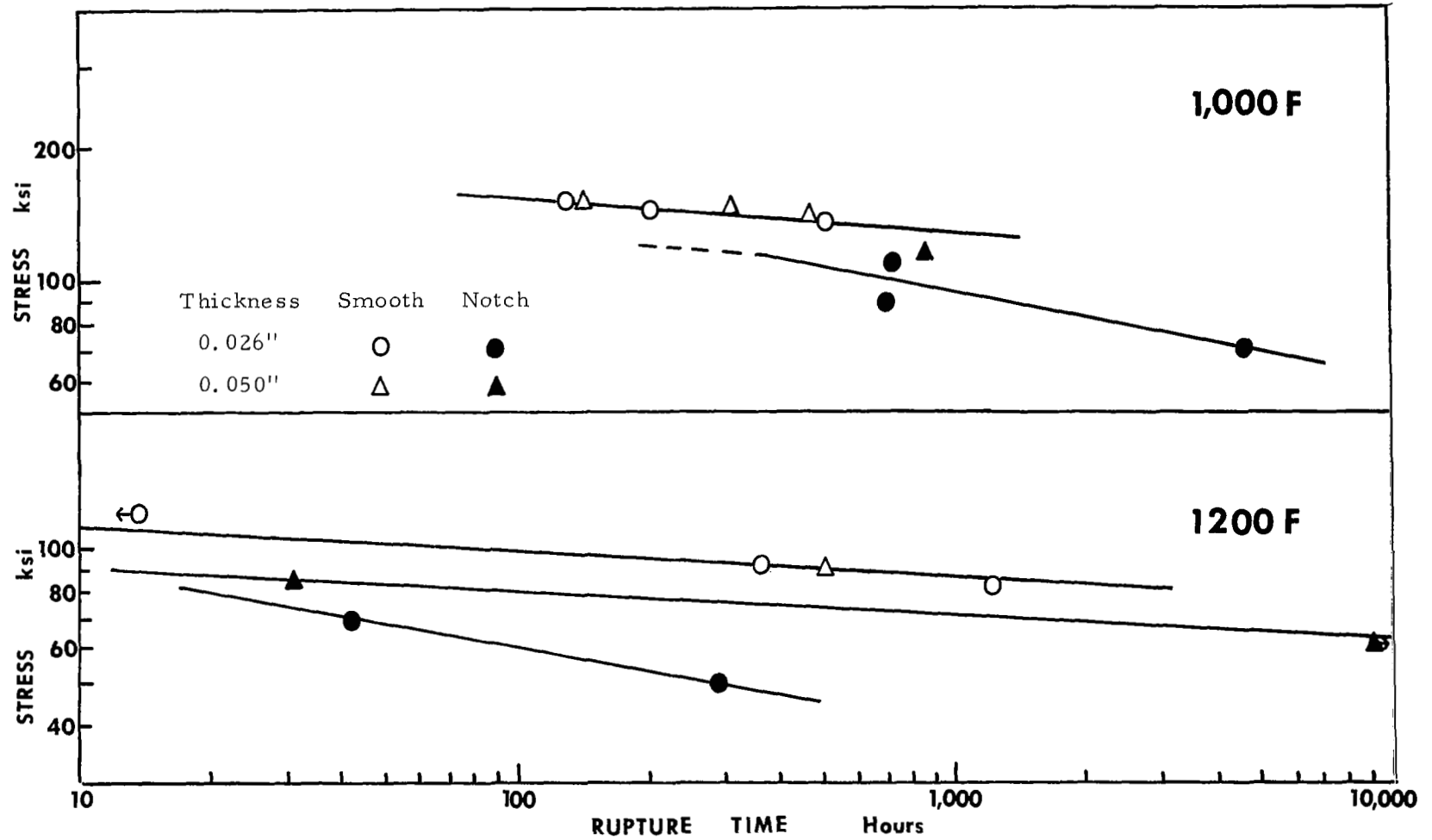


Figure 15. Stress versus rupture data at 1000° and 1200°F, obtained from smooth and notched ($K_t \geq 20$) specimens of 0.026- and 0.050-inch thick Waspaloy sheet annealed at 1975°F and aged 16 hours at 1400°F.

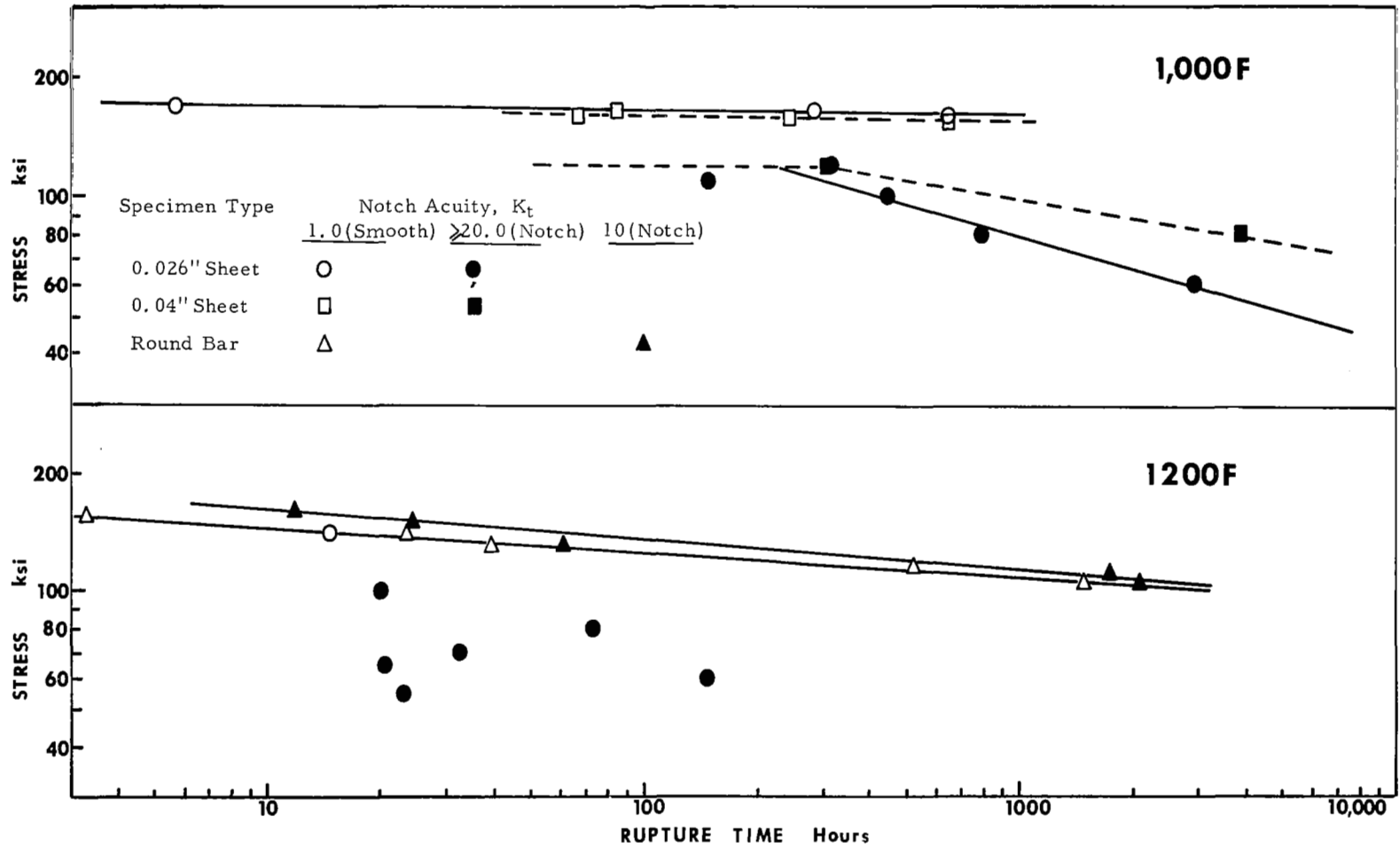


Figure 16. Stress versus rupture data at 1000° and 1200°F, obtained from smooth and notched ($K_t \geq 20$) specimens of René 41 sheet and round bar, annealed at 1975°F and aged 16 hours at 1400°F.

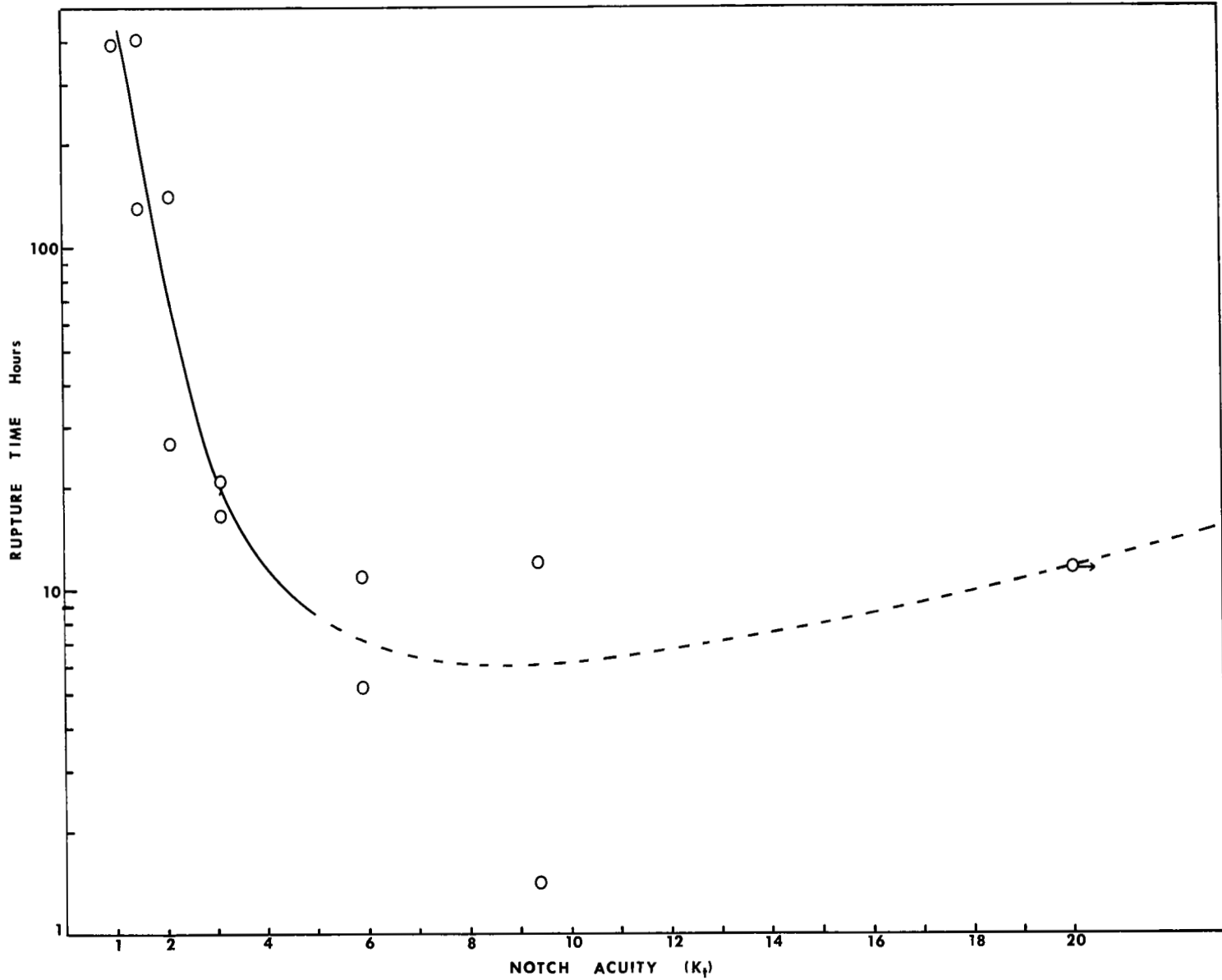


Figure 17. Influence of notch acuity on the rupture life of 0.026-inch thick Waspaloy sheet, cold reduced 40 per cent and aged 2 hours at 1500°F; tested at 1000°F and 100 ksi.

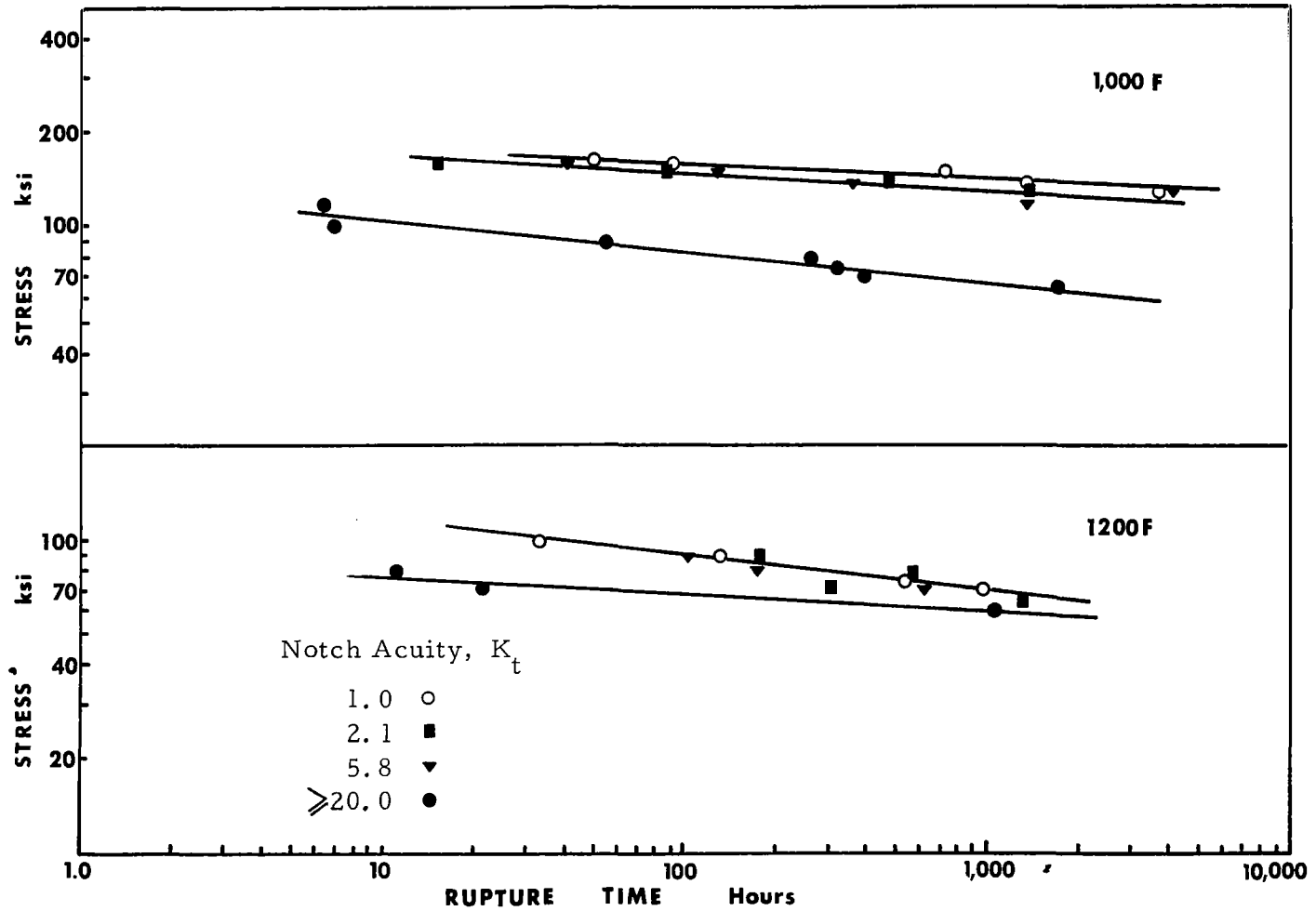


Figure 18. Effect of notch acuity at 1000° and 1200°F on the stress-rupture properties of 0.026-inch thick Inconel 718 sheet, annealed at 1750°F and aged at 1325°F for 8 hours, F.C., to 1150°F in 10 hours, A.C.

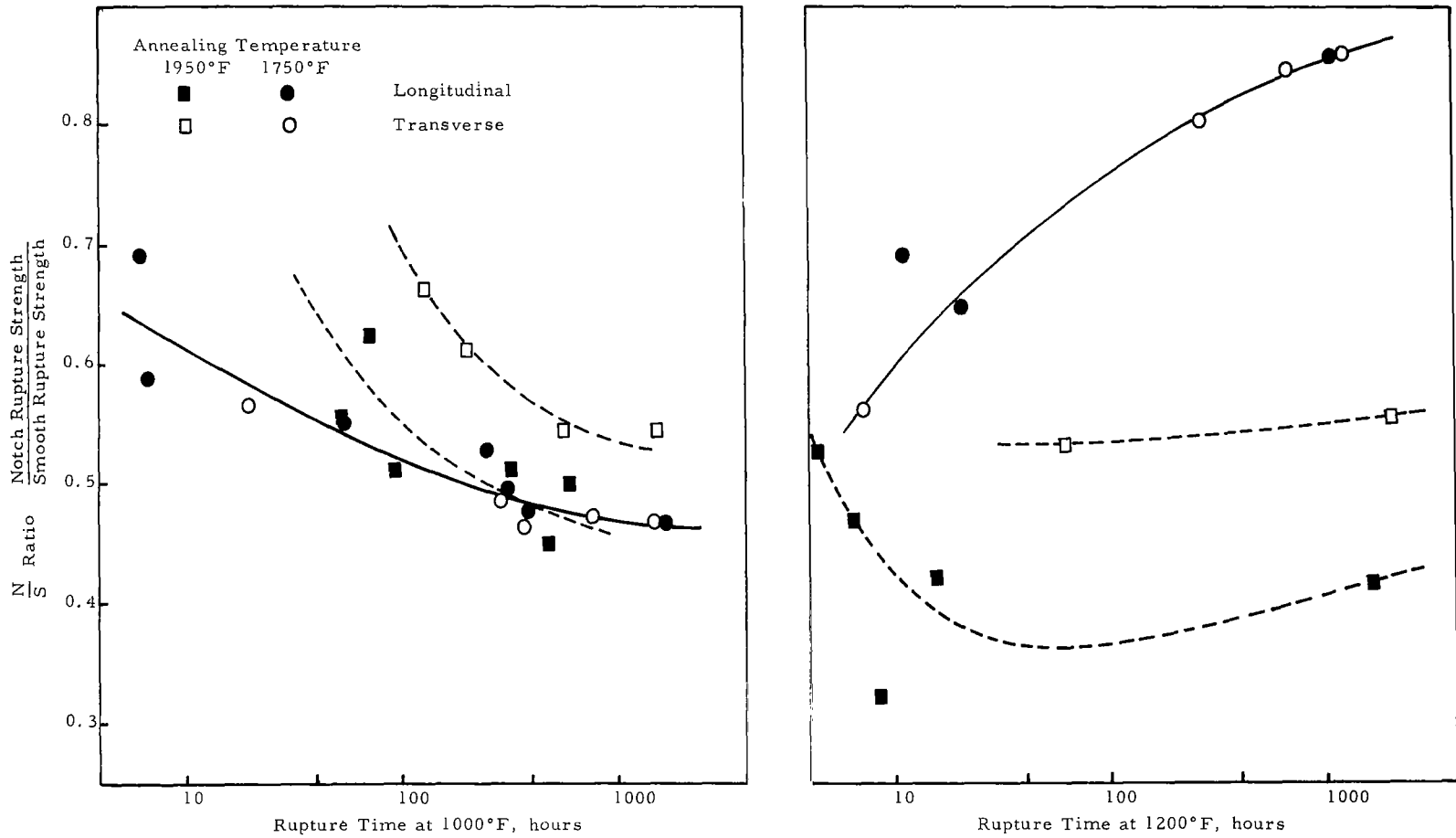


Figure 19.

Time dependence of notch sensitivity at 1000° and 1200°F, obtained from smooth and notched ($K_t \geq 20$) specimens of 0.026-inch thick Inconel 718 sheet in two conditions of heat treatment (1950°F ann., aged 1350°F/8 hrs., F.C., to 1200°F in 12 hrs., A.C.; 1750°F ann., aged 1325°F/8 hrs., F.C., to 1150°F in 10 hrs., A.C.).