


NASA CONTRACTOR REPORT



NASA CR-1387

e.1



NASA CR-1387

LOAN COPY: RETURN TO
AFWL (WLIL-2)
KIRTLAND AFB, N MEX

AN EXPERIMENTAL AND THEORETICAL INVESTIGATION OF STRATIATIONS IN A HE-NE LASER

by T. B. Carlson, F. M. Shofner, and C. W. Bray

Prepared by

THE UNIVERSITY OF TENNESSEE SPACE INSTITUTE

Tullahoma, Tenn.

for

NATIONAL AERONAUTICS AND SPACE ADMINISTRATION • WASHINGTON, D. C. • JULY 1969



AN EXPERIMENTAL AND THEORETICAL INVESTIGATION
OF STRIATIONS IN A HE-NE LASER

By T. B. Carlson, F. M. Shofner, and C. W. Bray

Distribution of this report is provided in the interest of information exchange. Responsibility for the contents resides in the author or organization that prepared it.

This research was supported by Electronics Research Center, NASA (NGR-43-001-056) and Engineering Division, NSF (GK-1638).

Prepared by
THE UNIVERSITY OF TENNESSEE SPACE INSTITUTE
Tullahoma, Tenn.

for

NATIONAL AERONAUTICS AND SPACE ADMINISTRATION



ABSTRACT

This investigation shows that striation oscillations in the He-Ne discharge occur over significant ranges of pressure and current with respect to the optimum values for maximum laser power. This instability, which is of the order of 500 KHz in frequency, effectively modulates the coherent light output of the He-Ne laser as well as the discharge tube voltage and current. A theoretical analysis initiated by Pekarek and extended by Garscadden and Bletzinger has been modified to predict the striation frequency pressure and radius dependences for the single constituent gas. The experimental results for the He-Ne laser show good correlation with the $f \propto p^{-1/2} R^{-3/2}$ functional dependence predicted. One practical design consideration is that effects of striations can be minimized by using small diameter tubes since these have characteristically higher striation frequencies which less effectively modulate the coherent output.



TABLE OF CONTENTS

CHAPTER	PAGE
I. INTRODUCTION	1
II. THEORIES OF STRIATIONS	6
Introduction	6
Alexeff and Jones Sound-Wave Theory	6
Robertson Metastable Theory	8
Pekarek-Garscadden Theory	10
III. EXPERIMENTAL RESULTS	29
Construction and Instrumentation	29
Measurements	33
IV. CONCLUSIONS AND DISCUSSION	48
BIBLIOGRAPHY	50

LIST OF FIGURES

FIGURE	PAGE
1. Development of a Striated Positive Column . . .	2
2. Laboratory Laser Plasma Tube	31
3. Schematic Diagram of System	32
4. General Discharge Characteristics	34
5. Schematic Diagram of Modulation Experiments . .	36
6. Modulation Characteristics for Tube 1	37
7. Frequency of Striations Versus Pressure for Tube 1	39
8. Frequency of Striations Versus Pressure for Tube 3	40
9. Frequency of Striations Versus Discharge Current for Tube 2	42
10. Frequency of Striations Versus Discharge Current for Spectra-Physics Discharge Tube .	44
11. Design Parameters for Tube with no Striations .	45
12. Frequency of Striations Versus Diameter of Discharge Tube	47

NOMENCLATURE

A_Z	Initial slope of ionization efficiency as a function of electron energy
a_1	Reciprocal of the relaxation length for electron temperature
D_a	Ambipolar diffusion coefficient
D_+	Diffusion coefficient for ions
D_-	Diffusion coefficient for electrons
d	Diameter of tube
dc	Volume element in velocity space
E_o	Axial electric field
e	Electronic charge
f	Frequency of striations
f_v	Velocity distribution function
h	Debye length
I_d	Photodiode current
I_L	Discharge current
k	Boltzmann's constant
m_e	Mass of electron
m_i	Mass of ion
N	Number density in configuration space
N_o	Constant term of number density
N_+	Number density of ions
N_-	Number density of electrons
n_+	Small deviation in ion density

n_-	Small deviation in electron density
p	Pressure of gas
R_i	Force per unit mass on a particle in the gas
$S_{\text{coll.}}^+$	Inelastic generation rate
T_+	Ion temperature
T_-	Electron temperature
t	Time
V_I	Ionization potential of the gas
V_P	Phase velocity of moving striations
v_i	Three components of velocity
v_o	Phase velocity of striations in free space
Z	Ionization rate
Z_o	Ionization rate as a function of electron temperature
z	Position along the axis of the tube
Γ_i^+	Ion flux density
γ	Adiabatic compression coefficient of the electron gas
δ	Ratio of electron mass to ion mass
Λ	Half-width of initial disturbance
ϵ	Small deviation in electric field
λ	Wave length
λ_e	Mean free path at standard conditions
λ_1	Normalized mean free path for electron- neutral collisions

μ_+	Normalized ion mobility
μ_-	Electron mobility
μ_0^+	Ion mobility at standard conditions
ν_{IN}	Collision frequency of an ion with background gas atoms
ρ	Charge density
σ_p	Dominant wave number
ν	Small deviation in electron temperature
Φ	Any molecular property
ψ	Damping factor
ω	Angular frequency of striation

CHAPTER I

INTRODUCTION

In the direct current glow discharge in the rare gases at pressures of the order of a few Torr, the positive column usually appears homogeneous to the eye. Upon examination by time-resolved techniques it is found that over significant ranges of pressure and current, the positive column is not homogeneous, but consists of alternate bright and dark layers moving along the axis of the tube. These regions have been termed "moving striations". Under certain special discharge conditions, standing striations can exist. Figure 1 shows the characteristics of the development of a striated positive column as seen, for example, by a high-speed camera.

As early as 1874 A. Wullner (1)¹ used a rotating mirror to study striations. He observed uniformly spaced areas of high light emission propagating in the discharge with speeds up to 10^6 cm. per second. Since that time numerous methods such as microwave and image converter measurements, photomultiplier, and Langmuir probe techniques have been used to study striations under widely varying experimental conditions.

¹Numbers in parentheses correspond to similarly numbered references listed in the bibliography.

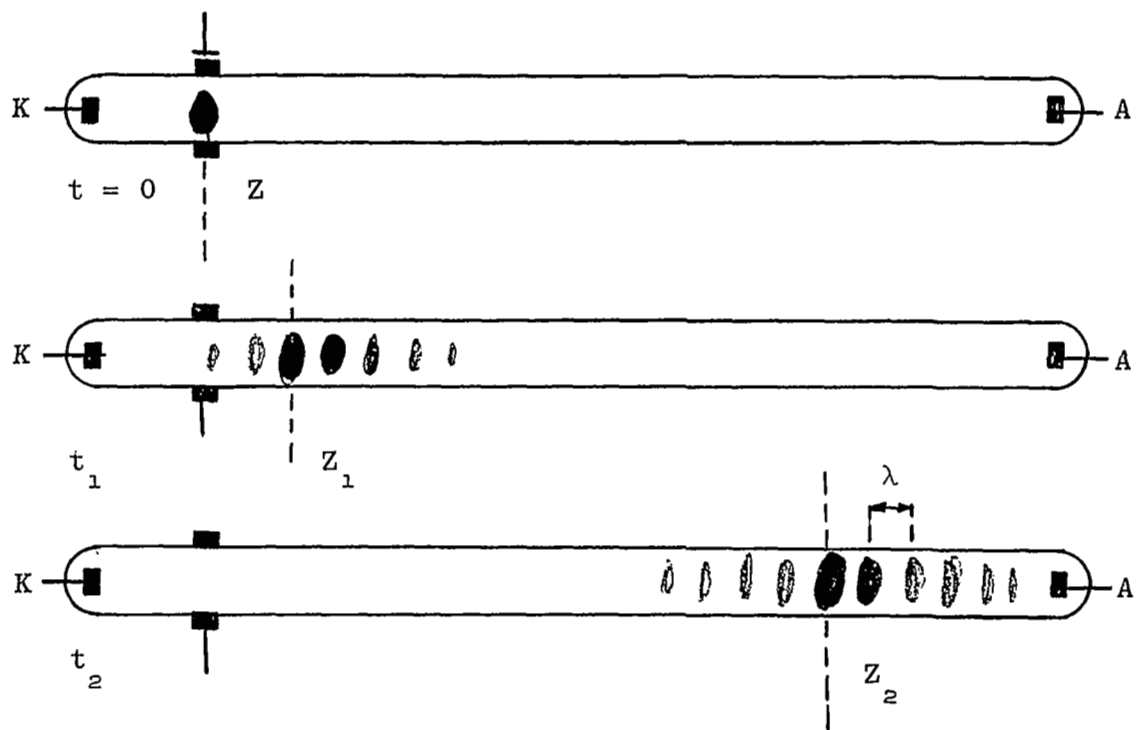


Figure 1. Development of a Striated Positive Column.

Pupp (2) and, recently, Donahue and Dieke (3) have made the most extensive experimental contributions. The most significant result of the latter experimenters is that they showed the functional dependence of frequency of striations versus discharge current. In the same experiments they showed that as current is increased, the oscillations may become unstable. With a further increase of current, the oscillations may become stable again but with a markedly different frequency. Thus, there are several modes of oscillation. Through his experiments in single-constituent, rare gas discharges, Pupp showed that there is a limiting pressure and current at which striations may exist. These limits are almost independent of tube radius.

Garscadden and co-workers have published fragmentary striation data for the He-Ne laser (4, 5). They have given specific data points on the pertinent parameters of frequency and velocity of the striations in the He-Ne discharge. There has not been an exhaustive experimental paper describing the continuous variation of the pertinent parameters.

Theoretical efforts aimed at understanding moving striations have been divided mainly between attempts to associate the striations with various plasma waves and instabilities, and with diffusion-type space-charge, or ionization waves. Of the latter variety, the most

important contributions have been made by Robertson (6) and by Pekarek (7, 8) who has spent over fifteen years analyzing the problem. His theory, as extended by Bletzinger, predicts qualitatively some of the important properties of the striations. Some attempts have been made to interpret moving striations in terms of ion waves, the most notable of which is the work of Alexeff and Jones (9) who modified the basic ionic-sound wave differential equation and found a damped, spatially-periodic mode of propagation.

It should be emphasized that all the work up to this time on striations is in the rare gases. No theory has been published to even qualitatively explain the phenomenon in multi-constituent rare gases. Pekarek (10) has just recently begun an analysis on the He-Ne discharge. This analysis is much more difficult because of cumulative ionization processes.

The procedures of this study are to present the various theories of striations and to point out the functional relationships that were verified in the Space Institute Laser Laboratory. The experimental results are applicable to and were, in fact, motivated by, studies of fluctuations in the output light intensity of He-Ne lasers. For experimental convenience, data were usually taken on the discharge current since it is known (11) that fluctuations in the discharge current modulate the coherent

output light of the laser. The experimental results of Chapter III will show that the variation of frequency of striations versus discharge pressure and tube radius are in agreement with the theory of Chapter II for a single constituent plasma. Additional data giving variation of frequency versus discharge current and other design parameters as a function of gas pressure and tube current are presented. These phenomena are theoretically unexplained at this time.

CHAPTER II

THEORIES OF STRIATIONS

I. INTRODUCTION

Because of the complexity of the problem, there is not as yet a theory for striations in a multi-constituent gas plasma. On the other hand, some rather detailed studies of striations in single-constituent gas discharges have appeared in the literature. In this chapter the three most prominent of those theories will be presented in varying degrees of detail, and it will be shown later in this thesis that these theories apply quantitatively to the He-Ne discharge.

II. ALEXEFF AND JONES SOUND-WAVE THEORY

Alexeff and Jones (12) suggest that moving striations in direct current glow discharges in the inert gases may simply be manifestations of ionic-sound waves propagating in the discharges. By adding an ion-gas atom collision term to the basic ionic-sound wave differential equation, the velocity of the running striations in a single-constituent inert gas is successfully predicted in the pressure range of 1 micron to 10 Torr. A serious deficiency in this theory is that a strong spatial

damping is predicted and this damping is contrary to experimental evidence.

The basic equation is

$$\left(\frac{\gamma k T_e}{m_i}\right) \frac{\partial^2 n_+}{\partial z^2} = \frac{\partial^2 n_+}{\partial t^2} + \nu_{In} \frac{\partial n_+}{\partial t} \quad (\text{II-1})$$

where,

γ is the adiabatic compression coefficient of the electron gas,

k is Boltzmann's constant,

m_i is the ion mass,

n_+ is the ion density,

ν_{In} is the collision frequency of an ion, with background gas atoms

and,

z represents position along the axis.

Equation (II-1) contains the assumption that the amplitude of the wave is small, and that the temperature of the electrons is much greater than the temperature of the ions. Solving Equation (II-1) by the standard technique of assuming n_+ of the form of a constant plus a small oscillating term gives the phase velocity of the striations

$$V_p = v_o \left[1/2 + 1/2 \sqrt{1 + \left(\frac{\nu_{In}}{\omega}\right)^2} \right]^{-1/2} \quad (\text{II-2})$$

and the damping factor ψ is given as

$$\psi = \left(-\frac{v_{In}}{2v_0}\right) \left[1/2 + 1/2 \sqrt{1 + \left(\frac{v_{In}}{\omega}\right)^2}\right]^{-1/2} |x| \quad (II-3)$$

where

$$v_0 \text{ is } \left(\frac{\gamma kT}{m}\right)^{1/2}, \text{ the free space velocity.}$$

The effects of the ion-gas atom collisions on the propagating density are two-fold. Not only is the wave exponentially damped, but also the wave propagates at less than the free space velocity v_0 . The importance of this theory is that it shows that the velocity of propagation is $\propto \frac{1}{v_{In}^{1/2}}$ and therefore $\propto \frac{1}{p^{1/2}}$; this dependence also occurs in the experiments reported here.

III. ROBERTSON METASTABLE THEORY (13)

The basis of the theory of Robertson is that striations are influenced by the density of some metastable state. Following are the qualitative arguments which he has made supposedly proving that metastables are necessary for an instability to occur in the positive column.

At a constant current density, under the condition that no metastable states are allowable, the total direct ionization rate decreases as the electron density increases. This phenomenon occurs because the ionization

rate per electron increases rapidly with electric field and the electric field is approximately inversely proportional to electron density. The fact that the product of electron density and ionization rate per electron is a monotone decreasing function of the electron density contributes very strongly to the stability of the positive column.

When metastables are present in quantity, however, the ionization rate may, for a time, continue to increase as the electron population increases. This is because, in the inert gases for example, it is much easier to ionize a metastable than an unexcited atom. Also, a decrease in the local electric field has a less drastic effect on the rate per electron for ionizing metastable than on that for ionizing unexcited atoms. Thus, the presence of metastables can lead to the growth rather than to the suppression of instabilities. On this basis it was predicted that moving striations are critically dependent upon the metastable density.

An obvious experimental check on the necessity of metastables for the existence of moving striations is to examine positive column plasmas which have no metastables. Extensive observations on plasmas that have no metastables have confirmed the fact that no striations are present in the positive column of such plasmas (14).

Therefore, it may be inferred that the metastables play an important function in the production of moving striations.

It has also been established that the lifetime of the metastables is related to the velocity of the striations (15). Since the lifetime of metastables is inversely proportional to their density and since Landenburg (15) has shown theoretically the functional dependence of density of metastables on current, it is clear that a relationship exists between current and frequency of striations as well as between pressure and frequency. Both dependences will be shown experimentally in Chapter III.

III. PEKAREK-GARSCADDEN THEORY

The Pekarek-Garscadden theory (8, 16, 17, 18) is the most quoted and most rigorous theory of striations. The development of this theory given here starts with the Boltzmann equation, assumes small perturbation theory, and finally arrives at the result of Pekarek (8). From that point, a Fourier Series solution is assumed and the analysis of Garscadden (17) is followed. The result

$$f \sim \frac{1}{p^{1/2} R^{3/2}} \quad (\text{II-4})$$

is obtained.

Basic to this derivation is that it shows a remarkable characteristic property of a plasma - the development of periodicity after an aperiodic disturbance.

The Boltzmann equation (19, 20) has been employed successfully to predict macroscopic transport phenomena. This formulation is valid for a weakly ionized plasma in which the charges interact principally with neutrals by virtue of short range forces, for example, polarization forces. For highly ionized plasmas, the applicability of the Boltzmann equation is questionable. But because of the much greater mathematical complexity involved in more rigorous approaches, the use of the Boltzmann equation is generally accepted for glow discharges.

The Boltzmann equation, which expresses the time, velocity, and position of the velocity distribution function f_v is written in indicial notation as

$$\frac{\partial f_v}{\partial t} + v_i \frac{\partial f_v}{\partial x_i} + R_i \frac{\partial f_v}{\partial v_i} = \left(\frac{\partial f_v}{\partial t} \right)_{\text{coll.}} \quad (\text{II-5})$$

The average value of any molecular property $\Phi(v_i, x_i, t)$ can be shown to be (21)

$$\langle \Phi \rangle = \frac{\int \Phi f_v dc}{N} \quad (\text{II-6})$$

where

dc is a differential element in velocity space

and

N is the number density in configuration space. The so-called moment equations are formulated as follows:

$$\begin{aligned} \int \Phi \left(\frac{\partial f_v}{\partial t} + v_i \frac{\partial f_v}{\partial x_i} + R_i \frac{\partial f_v}{\partial v_i} \right) dc \\ = \int \Phi \left(\frac{\partial f_v}{\partial t} \right)_{\text{coll.}} dc. \end{aligned} \quad (\text{II-7})$$

Using properties of f_v and Φ this reduces to

$$\begin{aligned} \frac{\partial(N\langle\Phi\rangle)}{\partial t} + \frac{\partial(N\langle v_i\Phi\rangle)}{\partial x_i} \\ - N \left[\left\langle \frac{\partial\Phi}{\partial t} \right\rangle + \left\langle v_i \frac{\partial\Phi}{\partial x_i} \right\rangle + \left\langle R_i \frac{\partial\Phi}{\partial v_i} \right\rangle \right] \\ = \int (\tilde{\Phi}^S - \Phi^S) f^S f^N S(X) dw dc^N dc^S. \end{aligned} \quad (\text{II-8})$$

Letting $\Phi = 1$ in Equation (II-8) gives for the Maxwell Boltzmann (equilibrium) solution,

$$\frac{\partial N}{\partial t} + \frac{\partial}{\partial x_i} (N\langle v_i \rangle) = 0. \quad (\text{II-9})$$

Equation (II-9) is obvious and needs to be modified to account for inelastic collisions.

Continuity of positive ions is thus described by

$$\frac{\partial N_+}{\partial t} + \frac{\partial}{\partial x_i} (N_+ \langle v_i^+ \rangle) = S_{\text{coll}}^+ \quad (\text{II-10})$$

where S_{coll}^+ is the inelastic generation rate.

The effects of ionization in the continuity equation are included by defining the ionization rate Z such that the number of ions produced per second is $N_+ Z$. After defining the ion flux density as

$$\Gamma_i^+ \triangleq N_+ \langle v_i^+ \rangle, \quad (\text{II-11})$$

substitution of Equation (II-11) into (II-10) gives

$$\frac{\partial N_+}{\partial t} + \Gamma_{i,i}^+ = N_+ Z \quad (\text{II-12})$$

which is a modified continuity equation.

The momentum equation is obtained by letting

$\Phi = m v_i$ in Equation (II-8):

$$\frac{1}{v_{In}} \frac{\partial \Gamma_i^+}{\partial t} + \frac{kT_+}{m_+ v_{In}} \frac{\partial N_+}{\partial x_i} - \frac{N_+ q_+}{m_+ v_{In}} E_i = -\Gamma_i^+. \quad (\text{II-13})$$

If the characteristic time $(2l)$ for density changes (the diffusion time) is long compared with the time between collisions $(1/v_{In})$, then the first term in Equation (II-13) can be neglected compared to the last term. The flux of

particles due to the transport phenomenon of diffusion is expressed as the density gradient multiplied by the diffusion coefficient; thus from Equation (II-13),

$$D_+ \triangleq \frac{kT_+}{m_+ v_{In}} . \quad (\text{II-14})$$

The flux of particles due to the electric field is given by the electric field times the number density of drifting particles, multiplied by the mobility; thus

$$\mu_+ \triangleq \frac{q_+}{m_+ v_{In}} \quad (\text{II-15})$$

Taking the divergence of Equation (II-13) gives

$$\Gamma_{i,i}^+ = - \left[D_+ \frac{\partial N_+}{\partial x_i} - N_+ \mu_+ E_i \right]_{,i} . \quad (\text{II-16})$$

Substitution of Equation (II-16) into Equation (II-12) gives

$$\frac{\partial N_+}{\partial t} = \left[D_+ \frac{\partial N_+}{\partial x_i} - N_+ \mu_+ E_i \right]_{,i} + ZN_- . \quad (\text{II-17})$$

Transform the three-dimensional Equation (II-17) into a one-dimensional equation for small deviations by the substitutions:

$$N_+ = N_0 + n_+ \quad (\text{II-18})$$

$$N_- = N_0 + n_- \quad (\text{II-19})$$

$$E_z = E_0 + \epsilon(z, t) \quad . \quad (\text{II-20})$$

Substitution of Equations (II-18), (II-19) and (II-20) into Equation (II-17) gives

$$\frac{\partial n_+}{\partial t} = D_+ \frac{\partial^2 n_+}{\partial z^2} - \frac{\partial n_+}{\partial z} \mu_+ E_0 - N_0 \mu_+ \frac{\partial \epsilon}{\partial z} + ZN_- \quad (\text{II-21})$$

where terms of products of small deviations have been neglected.

From this point the derivation will essentially follow that of Pekarek (8).

Solve Equation (II-21) together with an initial condition that represents a small perturbation in the ion density. Such an initial condition can be represented as

$$n_+(z, t = 0) = n_0(z) = n_0 \frac{1}{\Lambda \sqrt{\pi}} e^{-\frac{z^2}{\Lambda^2}},$$

$$-L \leq z \leq L \quad (\text{II-22})$$

where Λ is the half-width of the disturbance. Note that this represents an aperiodic disturbance.

If the initial condition is chosen such that the width of the initial disturbance is much greater than the Debye Length for electrons, the electron density deviation is then very nearly equal to the deviation in ion density and can be expressed as (8)

$$n_- \cong n_+ + \frac{h^2}{D_-} \mu_- E_o \frac{\partial n_+}{\partial z} + h^2 \frac{\partial^2 n_+}{\partial z^2} + \dots \quad (\text{II-23})$$

where, in Gaussian units, the Debye Length is

$$h = \left(\frac{kT_-}{4\pi N_o e^2} \right)^{1/2} . \quad (\text{II-24})$$

The space charge term can then be written as

$$\rho = e(n_+ - n_-) = -eh^2 \left[\frac{\mu_- E_o}{D_-} \frac{\partial n_+}{\partial z} + \frac{\partial^2 n_+}{\partial z^2} \right] \quad (\text{II-25})$$

and ρ is found from Poisson's Equation

$$\frac{\partial \epsilon}{\partial z} = 4\pi \rho . \quad (\text{II-26})$$

Performing a simple integration gives

$$\epsilon = -e 4\pi h^2 \left[\frac{\mu_- E_o}{D_-} n_+ + \frac{\partial n_+}{\partial z} \right] . \quad (\text{II-27})$$

Consider the third term of Equation (II-21). Substitution of Equation (II-27) into Equation (II-21) gives

$$\begin{aligned}
- N_0 \mu_+ \frac{\partial \epsilon}{\partial z} &= N_0 \mu_+ 4\pi e h^2 \left[\frac{\mu_- E_0}{D_-} \frac{\partial n_+}{\partial z} + \frac{\partial^2 n_+}{\partial z^2} \right] \\
&= \mu_+ E_0 \frac{\partial n_+}{\partial z} + \frac{kT_-}{e} \mu_+ \frac{\partial^2 n_+}{\partial z^2} . \quad (\text{II-28})
\end{aligned}$$

For the glow discharge (22)

$$D_a \approx \frac{kT_- \mu_+}{e} . \quad (\text{II-29})$$

Substituting Equation (II-29) and Equation (II-28) into Equation (II-21) gives, realizing that the second term in Equation (II-21) cancels in the expansion of the third term,

$$\frac{\partial n_+}{\partial t} = D_a \frac{\partial^2 n_+}{\partial z^2} + Z N_- . \quad (\text{II-30})$$

It is intuitively acceptable that $Z = Z(kT)$.

The concern here is the spatial variation of Z as providing the causal effect of striations and not on net average generation of charges. Therefore, following Pekarek, one writes

$$\begin{aligned}
Z &= Z_v \Big|_{T_0} + \frac{\partial Z_v}{\partial(kT)} \Big|_{T_0} k(T_- - T_0) + \dots \\
&\triangleq Z_v \Big|_{T_0} + Z'_v v \quad (\text{II-31})
\end{aligned}$$

where T_0 is the equilibrium electron temperature. The constant term will be hereafter disregarded.

The temperature deviation has been expressed by Granovski (8) in terms of n_+ as

$$\frac{\partial v}{\partial z} - a_1 v = - b_1 \epsilon(z) \quad (\text{II-32})$$

where

$$b_1 \approx \frac{3}{2} e \quad (\text{II-33})$$

and

$$a_1 = \frac{32}{3\pi} \frac{p^2 k}{E_0 \lambda_1^2} \quad (\text{II-34})$$

The solution of Equation (II-32) is

$$v e^{-\int_0^z a_1 dz} = - b_1 \int_0^z \epsilon(z') e^{-\int_0^{z'} a_1 dz'} dz' + c \quad (\text{II-35})$$

$$= - b_1 \int_0^z \epsilon(z') e^{-a_1 z'} dz' + c \quad (\text{II-36})$$

Evaluating c at $z = \infty$ gives

$$v = - b_1 \int_{\infty}^z \epsilon(z') e^{(z-z')a_1} dz' \quad (\text{II-37})$$

After substitution of Equation (II-27) into (II-37)

and defining

$$\alpha = 4\pi e h^2 \quad (\text{II-38})$$

and

$$\beta = \frac{\mu_- E_0}{D_-} \quad (\text{II-39})$$

Equation (II-37) becomes

$$v(z) = b_1 \int_{\infty}^z \alpha \left(\beta n_+ + \frac{\partial n_+}{\partial z'} \right) e^{(z-z')a_1} dz' \quad (\text{II-40})$$

Performing the integration by parts gives

$$\begin{aligned} v(z) &= b_1 \int_{\infty}^z \alpha \beta n_+ e^{(z-z')a_1} dz' \\ &+ b_1 \alpha n_+ e^{(z-z')a_1} \Big|_{\infty}^z - b_1 \alpha \int_{\infty}^z n_+ e^{(z-z')a_1} (-a_1) dz' \\ &= b_1 \alpha n_+ - \int_z^{\infty} b_1 \alpha (n_+ \beta + n_+ a_1) e^{(z-z')a_1} dz'. \end{aligned}$$

Finally,

$$\begin{aligned} v(z) &= b_1 4\pi e h^2 n_+ - b_1 4\pi e h^2 \left[\frac{\mu_- E_0}{D_-} + a_1 \right] \times \\ &\int_z^{\infty} n_+(z') e^{a_1(z-z')} dz' \quad (\text{II-41}) \end{aligned}$$

Substitution of Equation (II-41) into (II-30) gives

$$\frac{\partial n_+}{\partial t} = D_a \frac{\partial^2 n_+}{\partial z^2} + z' v b_1 \frac{kT_-}{e} n_+ - z' v b_1 \left(\frac{kT_-}{e} a_1 + E_0 \right) \int_z^{\infty} e^{-a_1(z-z')} n_+(z') dz' \quad (II-42)$$

This is the equation originally derived by Pekarek (8) and solved on an electronic computer. After substitution for appropriate constants and the initial condition of Equation (II-22), he found that the solution is oscillatory on the left hand side of the initial disturbance. The importance of this result is that it is shown that an aperiodic initial disturbance in the positive column of a glow discharge can have an oscillatory response.

In order to find a useful form of the solution of Equation (II-42), the procedures of Bletzinger et al. (17, 18) will be followed to obtain a relationship between the frequency of striations and pressure, radius of discharge tube, and temperature. Equation (II-42) can be written as

$$\frac{\partial n_+}{\partial t} = D_a \frac{\partial^2 n_+}{\partial z^2} + c_1 n_+ - c_2 \int_z^{\infty} \exp[-a_1(z'-z)] n_+(z', t) dz' \quad (II-43)$$

where

$$c_1 = z' v b_1 \frac{kT_-}{e} \quad (\text{II-44})$$

$$c_2 = z' v b_1 \left[\left(\frac{kT_-}{e} \right) a_1 + E_0 \right] \quad (\text{II-45})$$

Assuming a Fourier Series solution of Equation (II-43)

$$n_+(z, t) = \text{Re} \left[\sum_{m=0}^{\infty} C_m(t) \exp(i\sigma_m z) \right] \quad (\text{II-46})$$

$$\text{where } \sigma_m = \frac{m\pi}{L}, \quad m = 0, 1, 2 \dots \quad (\text{II-47})$$

and the initial condition of Equation (II-22) is imposed.

Substitution of Equation (II-46) into Equation (II-43)

gives, term by term, omitting the operation Re until

later in the analysis,

$$\begin{aligned} \frac{dC_m(t)}{dt} \exp(i\sigma_m a) &= D_a C_m(t) i^2 \exp(i\sigma_m z) \\ &+ c_1 C_m(t) \exp(i\sigma_m z) \\ &- c_2 \int_z^{\infty} [\exp -a_1(z-z')] C_m(t) \exp(i\sigma_m z') dz' \end{aligned} \quad (\text{II-48})$$

Consider the last term:

$$\begin{aligned}
& - C_m(t) c_2 e^{a_1 z} \int_z^\infty \exp[(-a_1 + i\sigma_m)z'] dz' \\
& = - c_2 C_m(t) \exp(i\sigma_m z) \frac{a_1 + i\sigma_m}{a_1 + \sigma_m} . \quad (\text{II-49})
\end{aligned}$$

Now Equation (II-48) can be written as

$$\frac{dC_m(t)}{dt} = - [D_a \sigma_m^2 - c_1 + c_2 \frac{(a_1 + i\sigma_m)}{a_1 + \sigma_m}] C_m(t) \quad (\text{II-50})$$

whose solution is

$$\begin{aligned}
C_m(t) = & C_m(0) \exp[- D_a \sigma_m^2 - c_1 \\
& + c_2 \frac{(a_1 + i\sigma_m)}{a_1 + \sigma_m}] t . \quad (\text{II-51})
\end{aligned}$$

$C_m(0)$ is the Fourier coefficient

$$C_m(0) = \frac{1}{L} \int_{-L}^L n_o(z) \exp[- i\sigma_m z] dz \quad (\text{II-52})$$

which was obtained from Equations (II-46) and (II-22).

For the initial condition given previously, the solution for the ion density is

$$n_+(z, t) = \sum_{m=0}^{\infty} C_m(0) \exp[-(D_a \sigma_m^2 - c_1 + \frac{c_2 a_1}{a_1^2 + \sigma_m^2})t] \cos(\frac{\sigma_m c_2 t}{a_1^2 + \sigma_m^2} + \sigma_m z) \quad (\text{II-53})$$

which is seen to have the form of a damped, propagating wave.

The attenuation factor will have a minimum when

$$0 = 2D_a \sigma_m - \frac{c_2 a_1 2\sigma_m}{(a_1^2 + \sigma_m^2)^2} \quad (\text{II-54})$$

or when

$$\sigma_m = \sqrt{\left(\frac{a_1 c_2}{D_a}\right)^{1/2} - a_1^2} \triangleq \sigma_p \quad (\text{II-55})$$

Thus, as time increases, the solution is more closely given by the term in which $\sigma_m = \sigma_p$, the others being more strongly damped. Then σ_p could be called the "dominant wave number" of the discharge and this is the mode most likely to propagate.

Associate an angular frequency with Equation (II-53) of the form

$$\omega(\sigma_p) = \frac{c_2 \sigma_p}{a_1^2 + \sigma_p^2} \quad (\text{II-56})$$

By definition, the phase velocity is

$$V_p(\sigma_p) \triangleq \frac{\omega(\sigma_p)}{\sigma_p} = \frac{c_2}{a_1^2 + \sigma_p^2} = \left(\frac{c_2 D_a}{a_1}\right)^{1/2} \quad (\text{II-57})$$

where Equation (II-55) was used in the last equality.

Several semi-empirical expressions relating pressure p and tube radius R to the significant parameters of glow discharges are given below. These relations permit prediction of the p and R dependence of V_p , and are taken from von Engle's book on ionized gases (23). The electron temperature can be calculated from the transcendental relation

$$\exp\left(\frac{V_I}{\theta}\right) = 1.2 \times 10^7 (cpR)^2 \left(\frac{V_I}{\theta}\right)^{1/2} \quad (\text{II-58})$$

where V_I is the ionization potential of the gas

$$\theta = \frac{kT}{e} \quad , \quad (\text{II-59})$$

and

$$c = \left(\frac{A_Z V_I}{\mu_0^+}\right)^{1/2} \quad . \quad (\text{II-60})$$

A_Z is the initial slope of ionization efficiency as a function of electron energy and μ^+ is the normalized ion mobility defined by

$$\mu^+ \triangleq \frac{\mu_0^+}{p} \quad . \quad (\text{II-61})$$

The rate of change of the ionization frequency Z with respect to θ can be found from the relation

$$Z_v = 9 \times 10^7 A_Z p V_I \theta^{1/2} \left[\exp\left(-\frac{V_I}{\theta}\right) \right] \quad (\text{II-62})$$

for a Maxwellian velocity distribution.

The axial electric field E_0 , gas pressure p , and the average fraction δ of energy lost by an electron in a collision are related by the following

$$\frac{E_0}{p} = \frac{\theta(2\delta)^{1/2}}{\lambda_1} \quad (\text{II-63})$$

where

$$\delta = \frac{2m_e}{m_i} \quad (\text{II-64})$$

and λ_e is the normalized mean free path for electron-neutral collisions defined through the relation

$$\lambda_e \triangleq \frac{\lambda_1}{p} \quad . \quad (\text{II-65})$$

It is convenient to simplify the relations for a_1 and E_0 by writing them as

$$a_1 \triangleq c_3 p: \quad c_3 \triangleq \frac{32}{3\pi} \frac{(6^{1/2} 2^{1/2})^{-1} k}{\lambda_1} \quad (\text{II-66})$$

$$E_0 \triangleq c_4 p \theta: \quad c_4 \triangleq \frac{(26)^{1/2}}{\lambda_1} \quad (\text{II-67})$$

Substitution of Equation (II-58) into (II-62) after differentiation gives

$$\begin{aligned} e \frac{\partial Z_v}{\partial (kT)} &= \frac{\partial Z_v}{\partial \theta} = 9 \times 10^7 A_Z p V_I \left[\frac{1}{2} \right. \\ &\quad \left. + \frac{V_I}{\theta} \right] \frac{1}{\theta^{1/2}} \exp\left[-\frac{V_I}{\theta}\right] \\ &= \frac{1}{pR^2} \left[\frac{7.5\mu_0^+}{V_I^{1/2}} \left(\frac{1}{2} + \frac{V_I}{\theta} \right) \right] \quad (\text{II-68}) \end{aligned}$$

Thus, Equation (II-45) becomes

$$c_2 = \frac{c_5}{R^2} \quad (\text{II-69})$$

where

$$c_5 \triangleq \frac{3}{2} \times 7.5 V_I^{-1/2} \left(\frac{\theta}{2} + V_I \right) (c_3 + c_4). \quad (\text{II-70})$$

Finally,

$$V_P = \left(\frac{c_5 \theta \mu_0^+}{R^2 c_3 p} \right)^{1/2} = c_6 \frac{\theta^{1/2}}{pR} \quad (\text{II-71})$$

where

$$c_6 \triangleq \left(\frac{c_5}{c_3} \mu_0^+ \right)^{1/2} \quad (II-72)$$

This is the final result of Bletzinger, et al. (17).

Equation (II-55) reduces to

$$\sigma_p = \sqrt{\frac{c_7 p}{\theta^{1/2} R} - c_3^2 p^2} \quad (II-73)$$

where

$$c_7 \triangleq \left(\frac{c_3 c_5}{\mu_0^+} \right)^{1/2} \quad (II-74)$$

Equation (II-57) can be rewritten as

$$\begin{aligned} f &= \frac{\sigma_p V_p}{2\pi} \frac{1}{2\pi} \frac{c_6 \theta^{1/2}}{pR} \left[\frac{c_7 p}{\theta^{1/2} R} - c_3^2 p^2 \right]^{1/2} \\ &= \frac{1}{2\pi} \frac{c_6 (c_7)^{1/2} \theta^{1/4}}{p^{1/2} R^{3/2}} \left(1 - \frac{c_3^2 \theta^{1/4} R p}{c_7} \right)^{1/2} \quad (II-75) \end{aligned}$$

The final relationship for the frequency is

$$\begin{aligned} f &\triangleq \frac{c_8 \theta^{1/4}}{p^{1/2} R^{3/2}} \left(1 - \frac{c_3^2 \theta^{1/4} R p}{c_7} \right)^{1/2} \\ &\approx \frac{c_8 \theta^{1/4}}{p^{1/2} R^{3/2}} \quad (II-76) \end{aligned}$$

where

$$c_8 \triangleq \frac{c_6 c_7^{1/2}}{2\pi} . \quad (\text{II-77})$$

Substitution of appropriate values shows that the last term in the brackets of Equation (II-75) is small compared to unity. Thus, the functional relationship is

$$f = \frac{c_8 \theta^{1/4}}{p^{1/2} R^{3/2}} . \quad (\text{II-78})$$

It should be noted that this same result is obtained by using Equations (II-71) and (II-57) and substituting the relation for wavelength as given by Cobine (24). This functional relationship has been derived from basic plasma equations. In Chapter III the general validity of Equation (II-78) will be demonstrated. It should be pointed out that θ is not a function of current, that is, this equation gives only the dependence of frequency of striations on pressure and radius of discharge tube.

CHAPTER III

EXPERIMENTAL RESULTS

I. CONSTRUCTION AND INSTRUMENTATION

The He-Ne lasers that were used in the following experiments were constructed in our laboratory of Pyrex glass. Coherent output power obtainable is comparable to that achieved in commercial He-Ne lasers. The laser tubes have physical dimensions of forty to fifty centimeters active length and 2.5 to 5.0 millimeters in diameter. Electrodes for this cold cathode design tube were purchased from the Tubelite Company, Moonachie, New Jersey, and from the E. G. L. Company, Newark, New Jersey, and are standard neon sign electrodes. The external mirror configuration required the use of Brewster-angle windows. Purchased from Edmund Scientific, Barrington, New Jersey, these surplus windows were attached with Torr-Seal epoxy. Mirrors of surface quality $\lambda/4$ and of various transmissivities were acquired from Spectra-Physics, Mountain View, California. The highest reflectivity mirror was usually used to widen the range over which the laser would oscillate.

Standard glass-blowing techniques were used in the fabrication of the lasers, and care was exercised to keep the glass-blower's breath from depositing on the windows. For successful operation of the lasers, it is

essential to keep the Brewster-angle windows free of dirt and film. This chapter will not elucidate further on construction techniques since that area has already been sufficiently investigated (25). Figure 2 illustrates the general shape and dimensions of a typical laboratory laser plasma tube.

Equipment used in the experiments is of high quality and results are repeatable. The vacuum system used in the experiments was built around a Vac-Ion Model 911-5014 pump which eliminates oil contamination problems. A base pressure of approximately 10^{-7} Torr is easily attainable with this system. This ultra-high vacuum system was found necessary in order to eliminate contaminants from seriously affecting experimental results. Tube pressure p was measured with a Hastings thermocouple gauge Model SP-1S. Coherent output power measurements were made with an E.G. & G. Model 560 "Lite-Mike" in conjunction with a Wratten #29 filter which eliminated spurious radiation from the discharge. Frequency measurements were made with a Tektronix 1L5 Spectrum Analyzer, and laser current levels I_L were measured with a Hewlett-Packard Model 412-A Voltmeter connected across a 100 ohm resistor in series with the discharge. A schematic diagram of the system is shown in Figure 3.

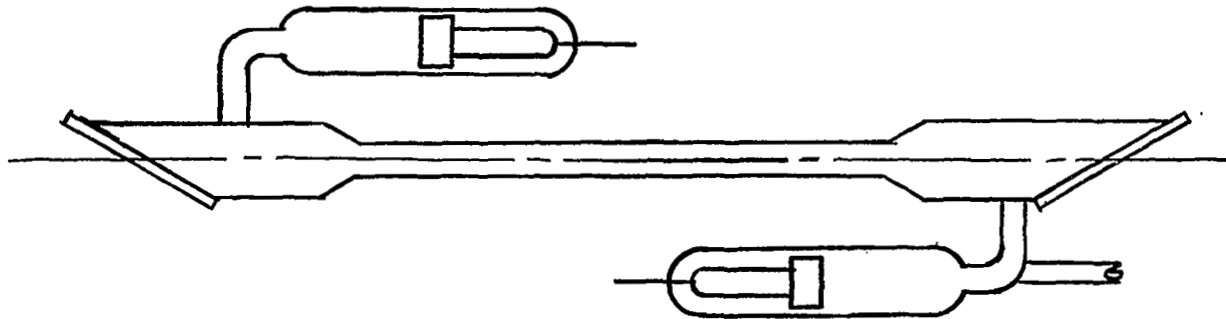


Figure 2. Laboratory Plasma Laser Tube.

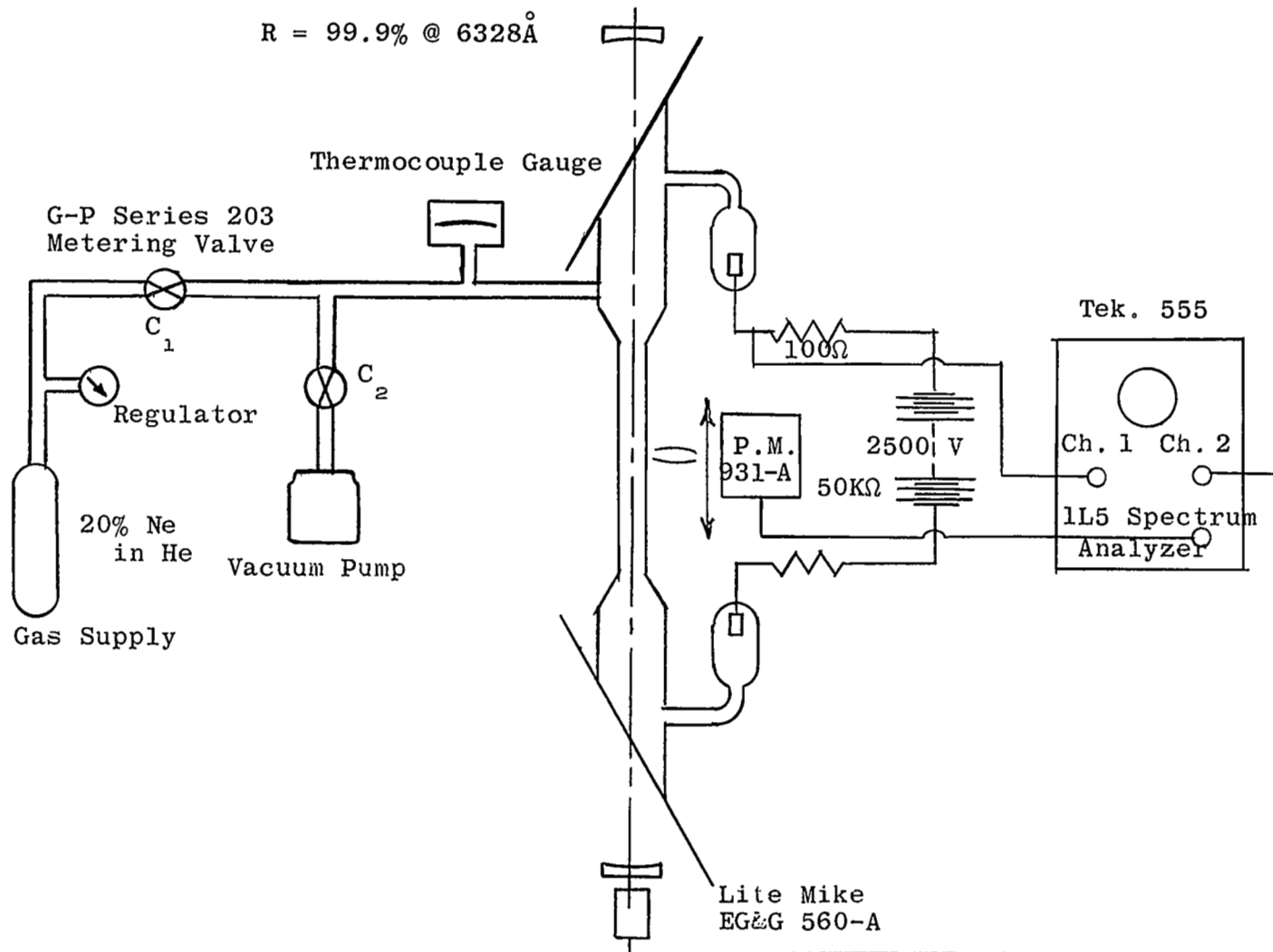


Figure 3. Schematic Diagram of System.

II. MEASUREMENTS

The onset of noise and striations in the He-Ne discharge is shown in the three photographs of Figure 4. Only low frequency noise of small amplitude is apparent at low values of current (Figure 4-a). As the current is increased, the noise level begins to increase slightly until the point at which the striations appear is reached. Suddenly, the low frequency noise disappears, and the major fluctuation in the current is the striative oscillation (Figure 4-b). Increasing the current still further will decrease the striation frequency. Finally a point is reached at which the low frequency noise is the dominant perturbation (Figure 4-c). The plasma is thus usually in one of two different modes:

1. The low frequency noise is present without the striations, or
2. The striations predominate with the excess low frequency noise considerably reduced in magnitude.

No theoretical explanation for this mode phenomenon appears in the literature. The experimental evidence is presented here so that the experimenter may realize that these conditions exist with potential detrimental results to some practical uses of the laser.

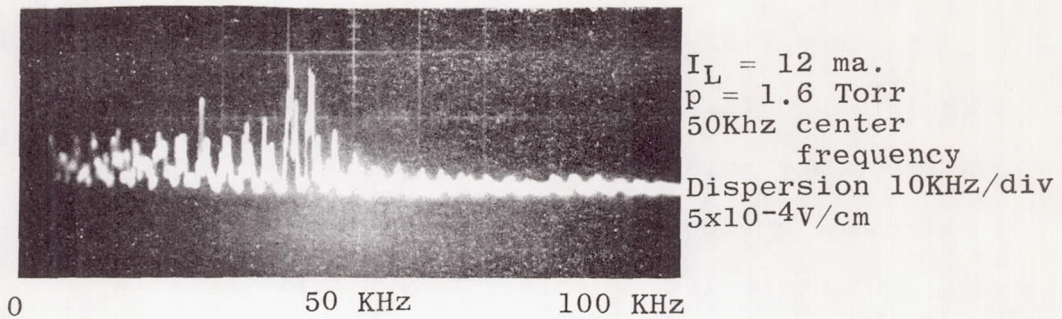


Figure 4-a

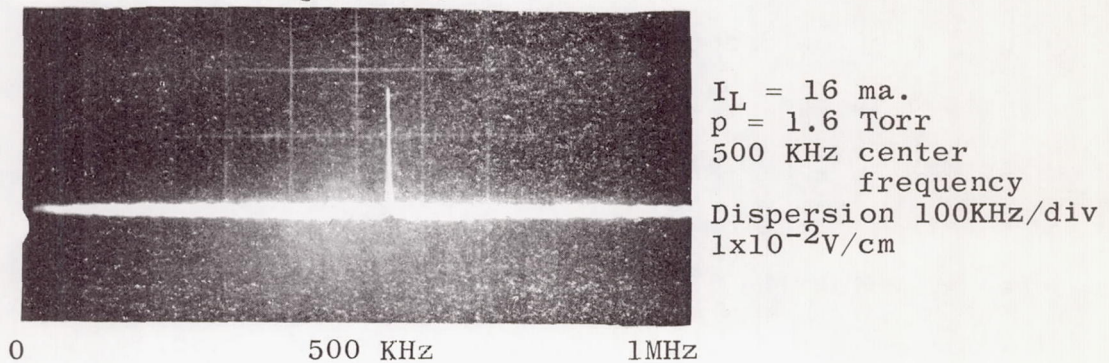


Figure 4-b




Figure 4-c

Figure 4. General Discharge Characteristics

That these oscillations are moving striations in the plasma and not, for example, relaxation oscillations was confirmed by the following experiment. The quasi-sinusoidal fluctuations in the tube current were used to trigger the sweep of the oscilloscope. The phase of the side-light output was then observed with a photodetector to depend on the point in the tube from which the measurement was taken.

Most of the data reported here were observations of fluctuations in the discharge current rather than of fluctuations in the coherent light output. This was done for experimental convenience, and the extent to which the discharge data is applicable to the coherent light and output is shown by the modulation experiments of Figures 5 and 6. Up to a frequency of several hundred Khz the modulation percentage is such that discharge fluctuation phenomena would show up in the light output at $6328 \overset{\circ}{\text{A}}$. It should be pointed out that the modulation of the infrared line at 1.153 microns is effective to only about 100 Khz (26).

Kubo, Kawabe, and Inuishi (26) have theoretically investigated the modulation effects and have determined that a close relationship exists between the lifetime of the He metastable atom and the cutoff frequency. Their theoretical results are in quantitative agreement with their experiment.

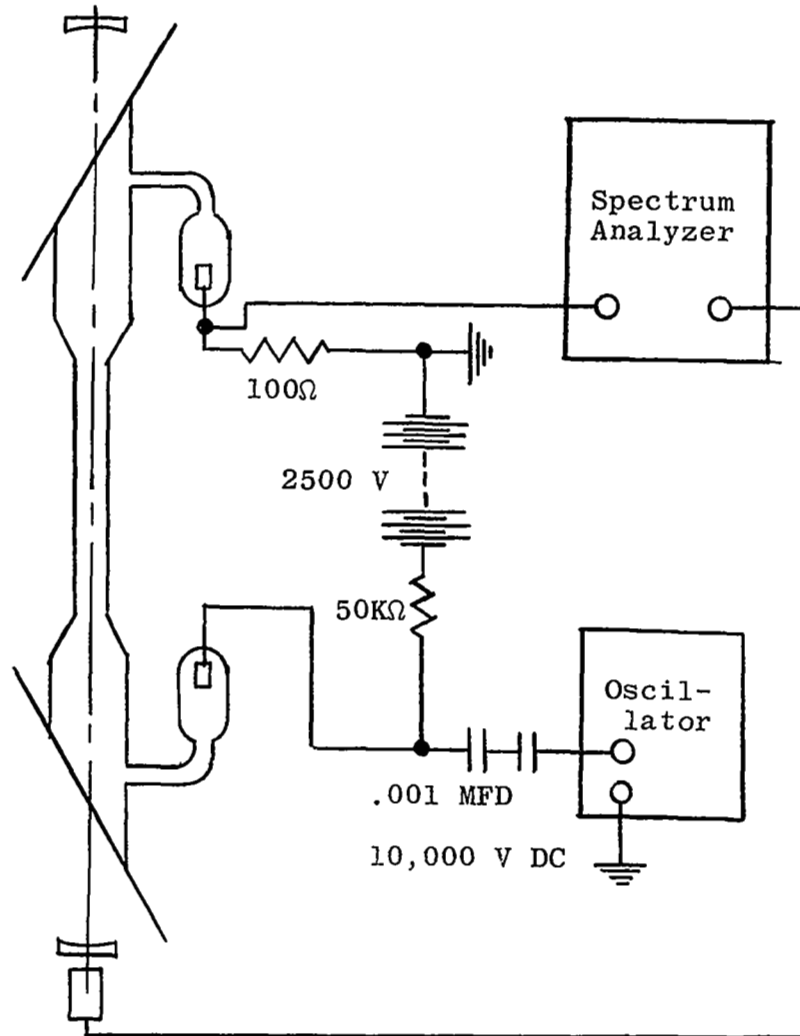


Figure 5. Schematic Diagram of Modulation Experiments.

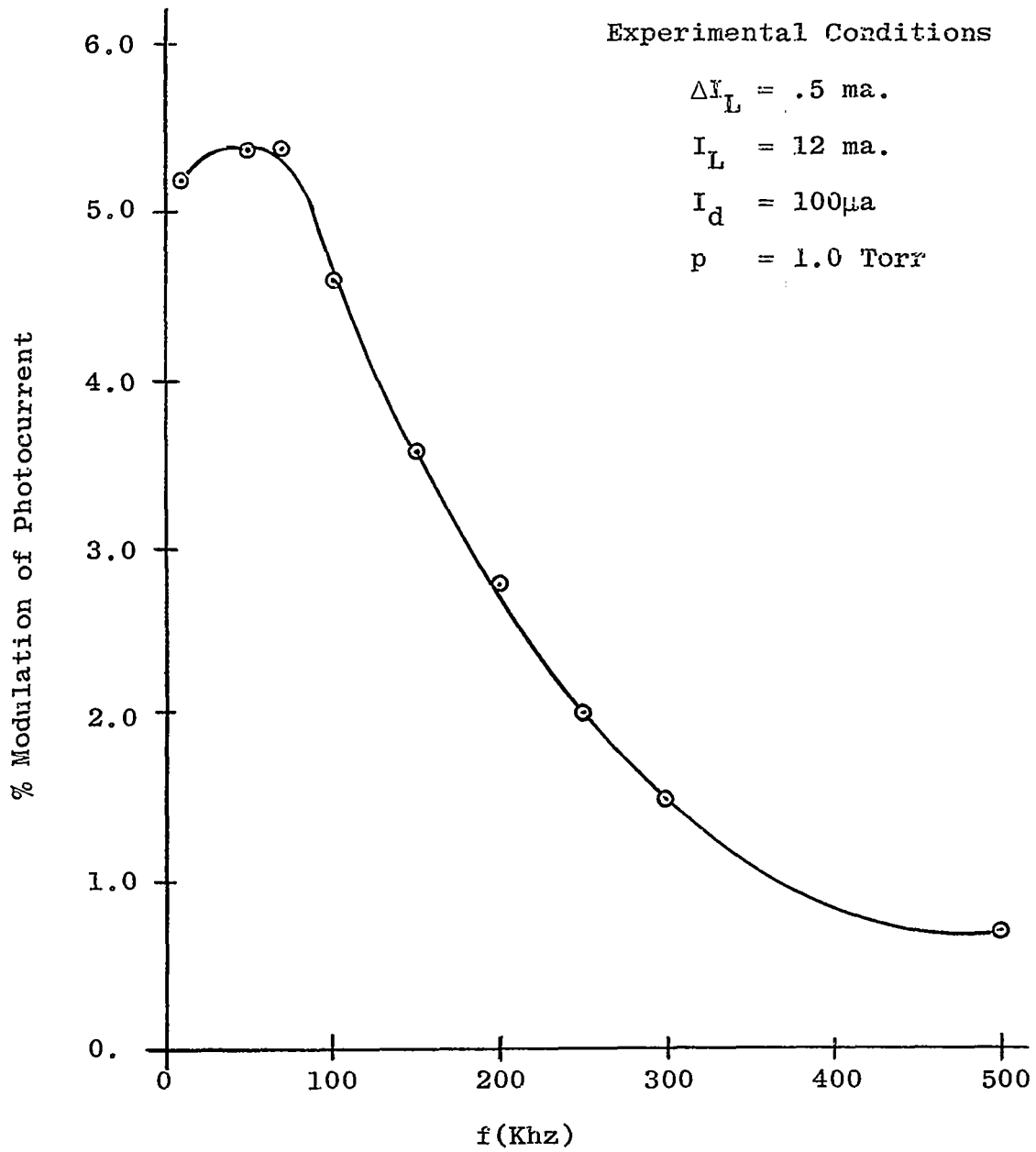


Figure 6. Modulation Characteristics for Tube 1.

An interesting phenomenon that shows the effect of lasing action on the discharge current was observed. By spoiling the cavity and simultaneously monitoring the striation frequency, it was observed that a frequency shift occurs whose magnitude is proportional to the coherent output power. This decrease in striation frequency was observed to be about 1 percent of the undisturbed frequency. It has been hypothesized (4) that the change in striation frequency is related to the population density of the neon metastables. Lasing action causes approximately a 1 percent increase in the neon metastable level.

Concomitant with the change in striation frequency, the discharge current increases by a fraction of a milliamperere when the cavity is spoiled. A phenomenological explanation (27) is that since a population level near the ionization potential is depopulated by the laser action, the number of ionizations will be decreased as compared to the case when laser action is absent. Therefore, when the cavity is spoiled, the conductivity of the positive column increases because the electron density increases. This permits an increase of current.

All the tubes tested showed approximate agreement with the theoretical analysis of Chapter II. That is, the functional dependence of frequency of striations versus pressure is quantitatively verified in Figures 7 and 8. One aspect of data that is not fully understood is the

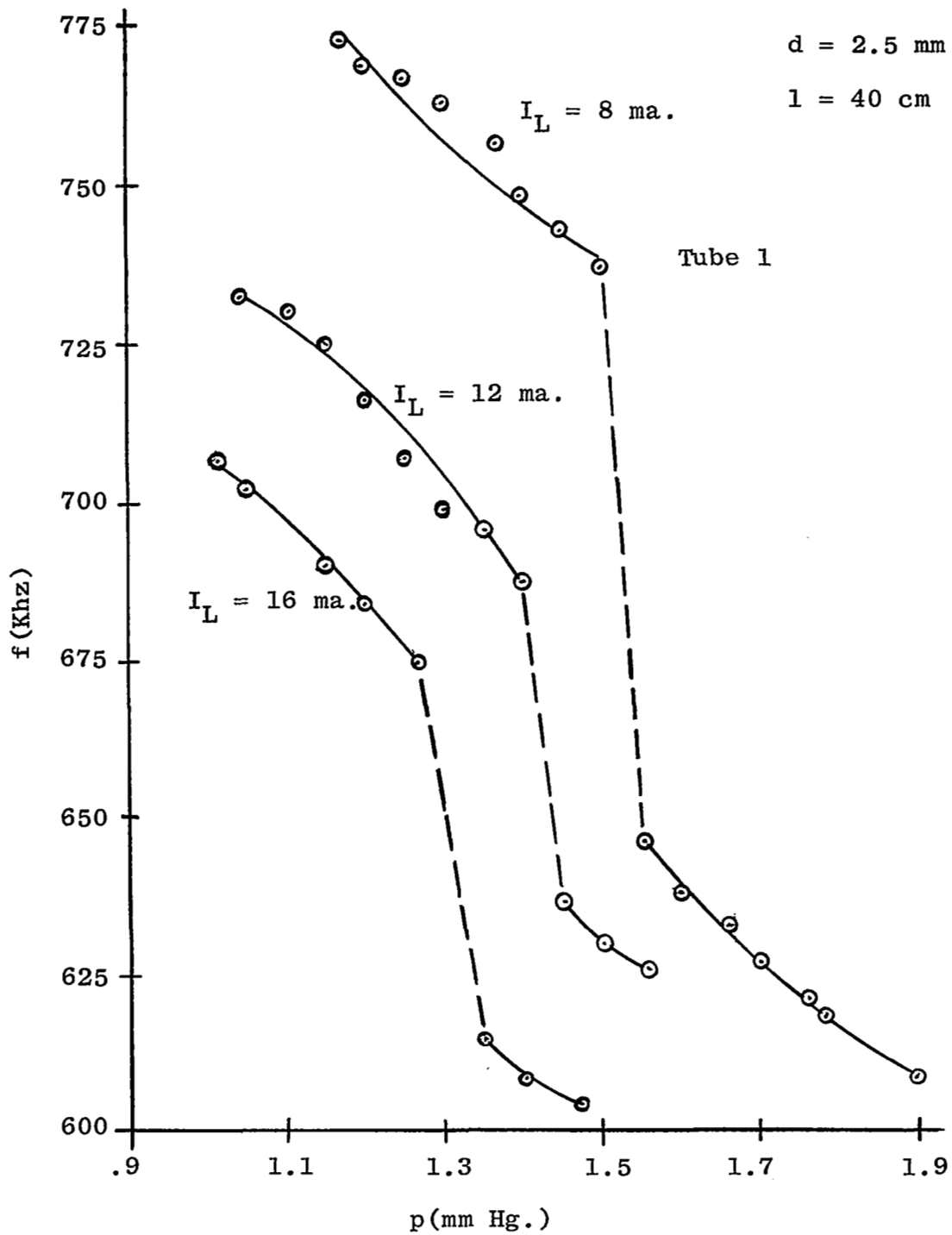


Figure 7. Frequency of Striations Versus Pressure. for Tube 1.

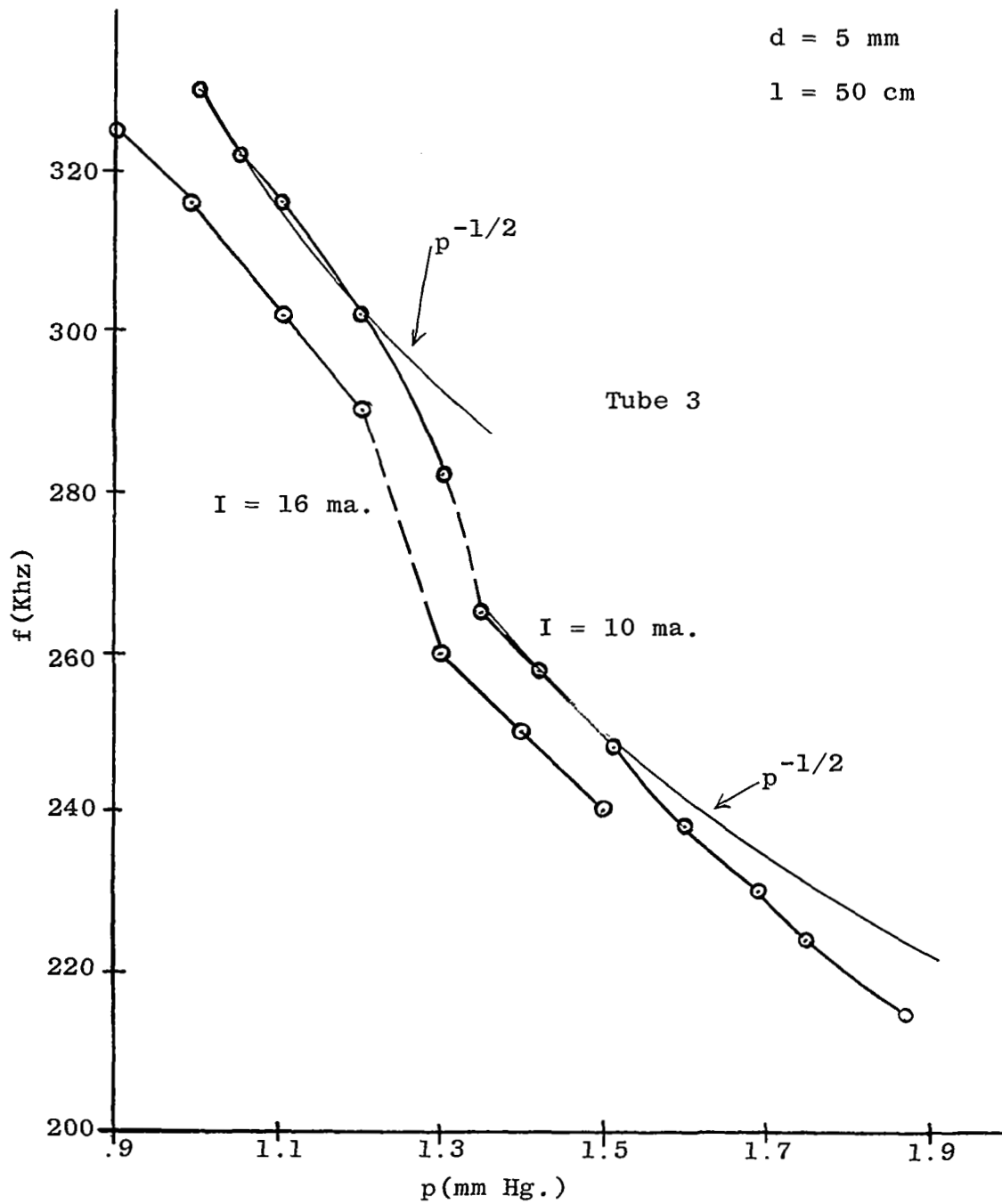


Figure 8. Frequency of Striations Versus Pressure for Tube 3

"mode jumping" phenomenon. The critical pressure at which this instability occurs is in the range of 1.2 to 1.4 Torr and the critical pressure seems to be related inversely to the DC current value.

The following procedures were used to obtain the data of Figures 7 and 8. The discharge was initiated and the current adjusted to the desired value. The pressure was slowly increased, holding the current fixed, until the discharge comes into a striative mode. Usually this initial striative mode was unstable and it "died out" in a short period (approximately ten seconds) due to some transient thermal process. A slight increase of current will restore the striative process to a steady-state level. The pressure was slowly increased in 0.05 Torr increments, readjusting the current after each pressure increment. The Granville Phillips Model GP-203 metering valve was particularly useful in these experiments. A fixed time interval of two minutes was allowed before the frequency data were recorded from the spectrum analyzer.

Data shown in Figure 9, are typical of the frequency versus current characteristics. These curves have not been previously published for the He-Ne discharge, and are shown here so that the prospective user may be aware of this phenomenon. In these experiments, as can be seen by the frequent mode jumping, it is essential to use small increments in the current. A power supply and

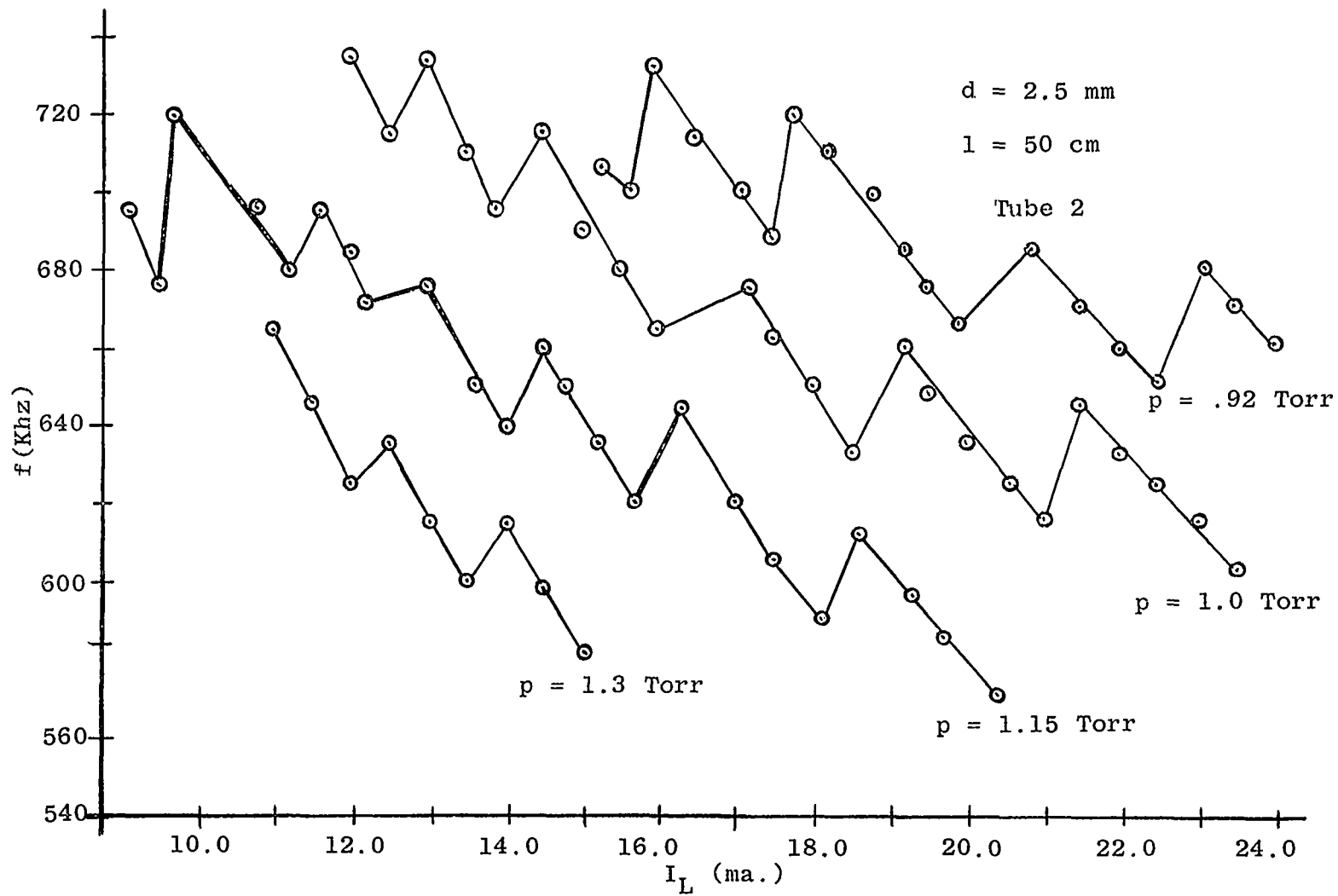


Figure 9. Frequency of Striations Versus Current for Tube 2.

instrumentation system were constructed so that increments of 0.5 ma. in the discharge current were easily facilitated. The schematic diagram of the system as shown in Figure 3, page 32, clarified the experimental procedure.

Figure 10 shows the linear decrease of striation frequency versus current for a Spectra-Physics Model 130-c plasma tube. This plasma tube exhibited the same behavior as tubes built in this laboratory. Pressure data were not available for this tube.

Pupp (28) found that striations occur only when the current and gas pressure are less than certain limiting values. He found that in pure rare gases, the limiting current and pressure are almost independent of the tube radius and connected by

$$pI_L = C \quad (\text{III-1})$$

where C is a constant determined for each gas.

The data of Figure 11, correspond quantitatively with this empirical relationship even though the data are for a two-gas system. Combined with the data at onset of striations as a function of pressure and current, Figure 11 gives design parameters for use in a discharge tube that does not exhibit striations.

It was found that a relation similar to Equation (III-1) described the lower limits of striations.

Tube Parameters:

$d = 2.2 \text{ mm}$

$l = 23 \text{ cm}$

$p = ?$

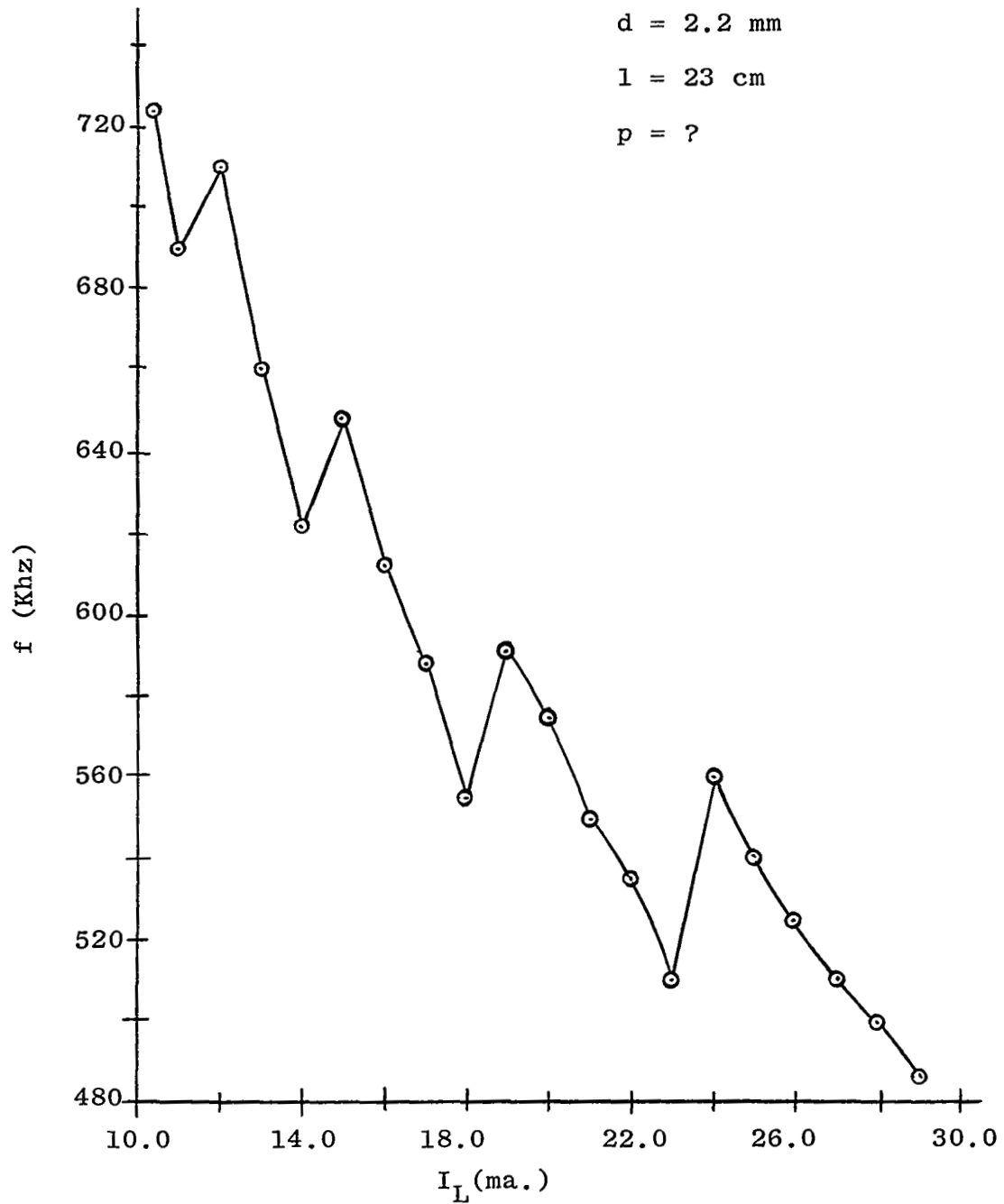


Figure 10. Frequency of Striations Versus Current for Spectra-Physics Discharge Tube.

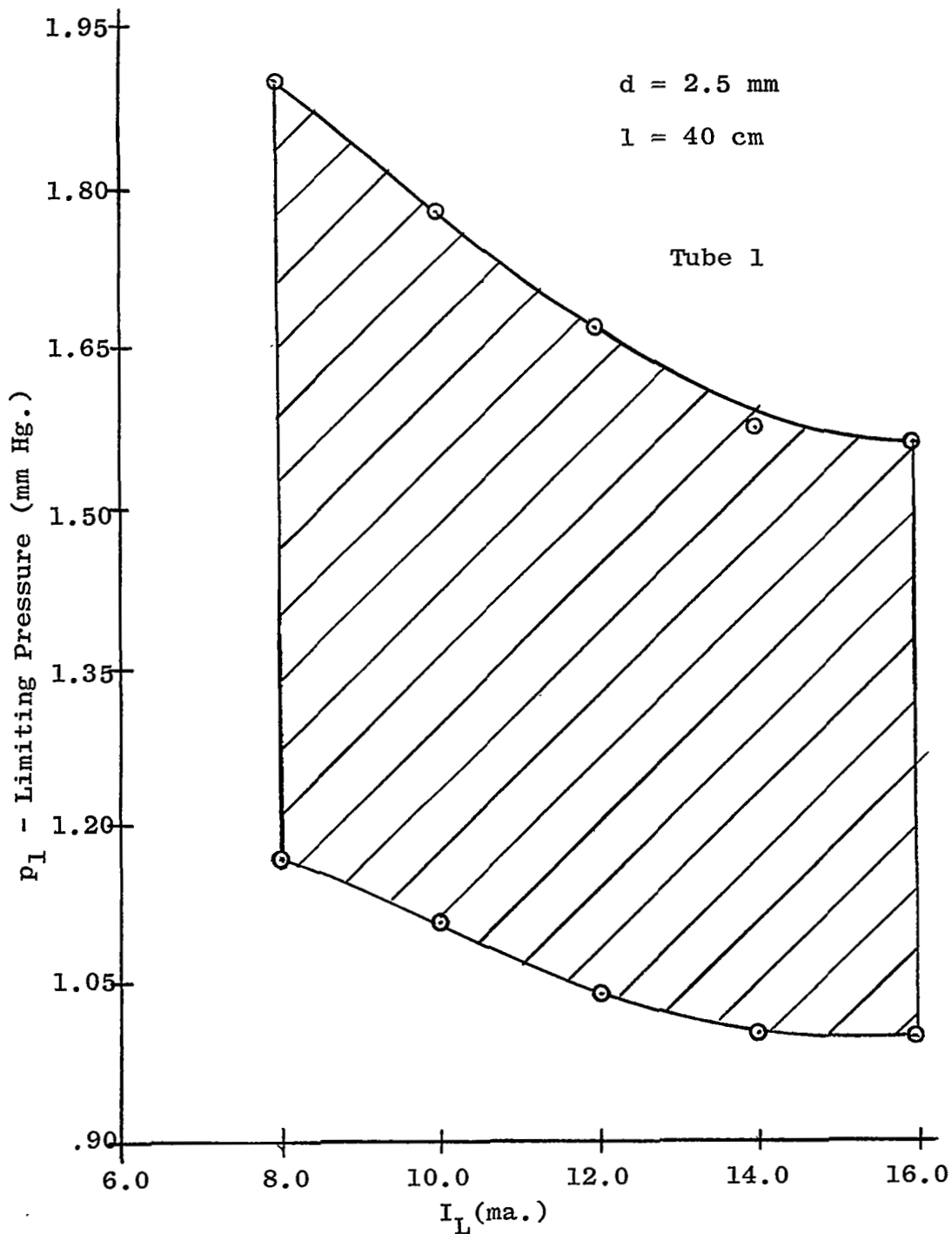


Figure 11. Design Parameters for Stable Discharge for Tube 1.

The plasma tube radius dependence is given in Figure 12. The two 2.5 mm tubes were nominally of the same diameter but exhibited a slightly different frequency for identical discharge conditions. An error in the measurement at the actual diameter could explain the discrepancy.

Similar data to these have not been reported, but one unpublished report (29) shows an erratic dependence of striation phase velocity versus radius. The cause for the erratic data was probably an insufficient (dirty) vacuum system.

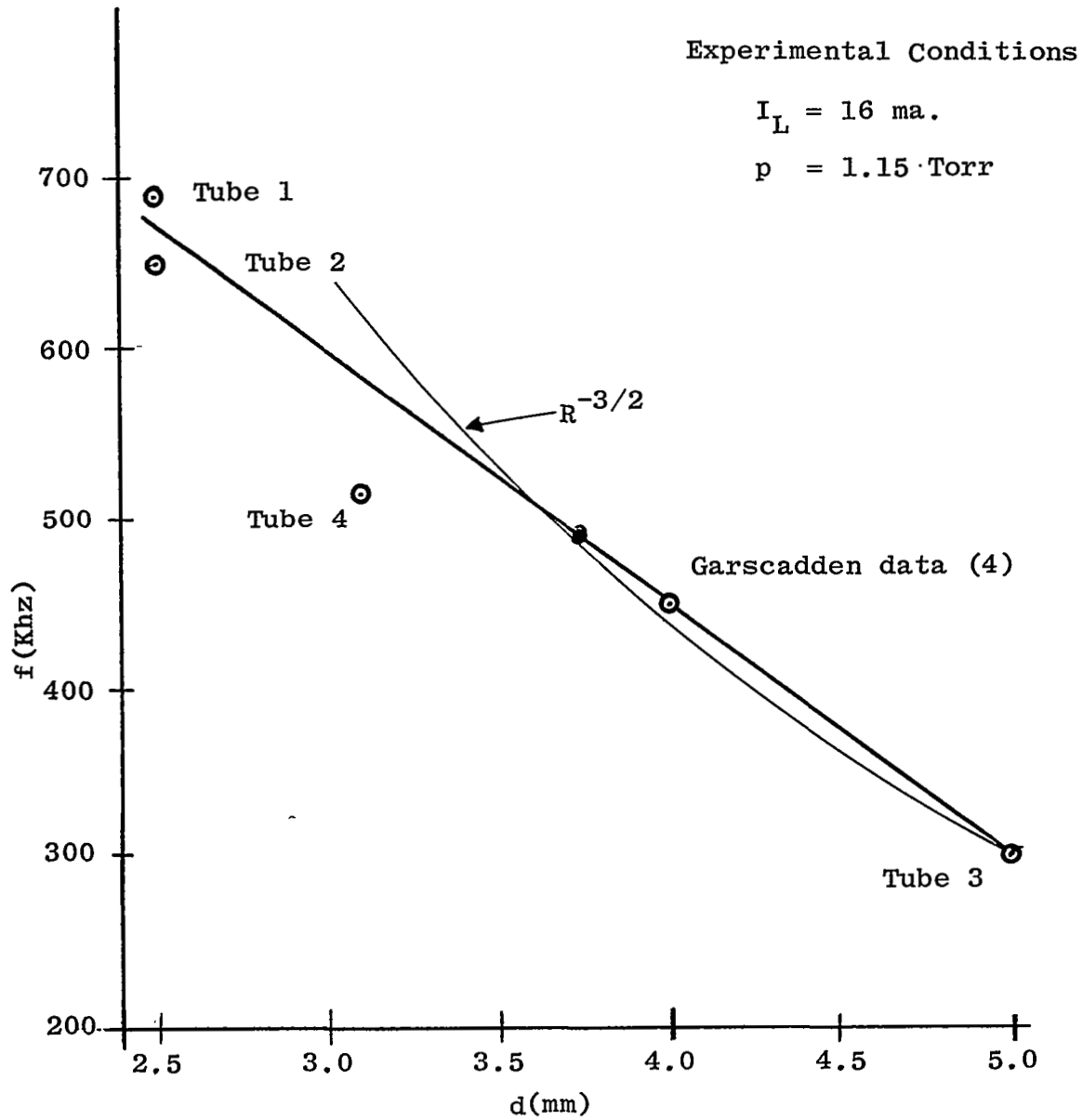


Figure 12. Frequency of Striations Versus Diameter of Discharge Tube.

CHAPTER IV

CONCLUSION AND DISCUSSION

The frequency dependence of striations in He-Ne lasers on plasma parameters was developed. The experimental results in Chapter III show qualitative agreement for the He-Ne plasma laser.

The data of Figure 7, page 39, and Figure 8, page 40, show that the pressure dependence of striations can be reasonably predicted in accordance with $p^{-\frac{1}{2}}$ relationship of Equation (II-2), page 7, and Equation (II-78), page 8. The agreement of the data of Figure 12, page 47, with the $R^{-3/2}$ dependence of the theoretical analysis is considered to be reasonable.

Experimentally, this research has also shown data relating frequency of striations to discharge current. No theoretical analysis is available to explain this phenomenon.

The three principle variables that affect striation frequency - pressure, radius, and current - have been investigated to the point where it is now possible to experimentally and/or theoretically predict their dependences. A thorough theoretical investigation of the current dependence would be an instructive and useful next step since, finally, it is desirable to

predict all three dependences for the He-Ne discharge. Further investigation of the role of the metastables would be a reasonable starting point.

Examination of Figure 12, page 47, and Figure 6, page 37, reveals information that tubes with diameters less than 2 mm would effectively eliminate the problem of striations in He-Ne lasers. Small tubes exhibit higher striation frequencies which less effectively modulate light output 6328Å than lower frequencies.

A further consequence of this research is that it is now possible to construct a diagram such as Figure 11, page 45, which gives design conditions for a "quiet" tube by properly adjusting pressure and current.

Any theory dealing with random fluctuations or noise in a He-Ne laser must take into consideration the theory and data given in this research. Figure 4, page 34, and other data compiled during the course of this research reveal that the magnitude of the striations is of the same order as the wide-band noise, moreover, under most discharge conditions, the striation is the stronger perturbation.

It is suggested that future experimental investigations should be conducted with a multielement tube. Not only would this facilitate collection data, but it would also ensure greater reliability between tubes since contaminants would be present to the same degree in each tube.

BIBLIOGRAPHY

1. Wüllner, A. "Pogg. Ann.," Jubeland, p. 32 (1874).
2. Pupp, W. "Frequenz und Schichtweite laufender Schichten in der positiven Säule von Edelgasen," Zeitschrift für Physik, 15:257-262, July, 1934.
3. Donahue, T. and G. Dieke. "Oscillatory Phenomena in Direct Current Glow Discharges," Physical Review, 81:248-261, January, 1951.
4. Garscadden, A., P. Bletzinger, and E. M. Friar. "Moving Striations in a He-Ne Laser," Journal of Applied Physics, 35:3432-3433, December, 1964.
5. Garscadden, A. "Moving Striations and Cathoretic Effects in a He-Ne Laser," Applied Physics Letters, 8:85-87, February, 1966.
6. Robertson, H. and M. Hakeem. "Moving Striations in Direct Current Glow Discharges," Physical Review, 105:368-378, January, 1957.
7. Pekarek, L. and V. Krejci. "The Mechanism of the Amplification of Moving Striations in a DC Discharge," Czechoslovakian Journal of Physics, 12:296-307, 1962.
8. Pekarek, L. "The Development of a Pulse-Disturbance in a DC Discharge Plasma," Proceedings VI International Conference on Ionization Phenomena in Gases, P. Hubert, editor. Vol. 2. Amsterdam: North-Holland Publishing Company, 1963. Pp 133-136.
9. Alexeff, I. and W. Jones. "Observations on the Velocity of Moving Striations," The Physics of Fluids, 9:1871-1872, September, 1966.
10. Pekarek, L. Private communication. Prague, Czechoslovakia, February 21, 1968.
11. Bolwijn, P. "Noise and Modulation of a He-Ne Laser Modulator," Journal of Applied Mathematics and Physics, 16:85-86, January, 1965.

12. Alexeff, I. and R. V. Neidigh. "Observation of Ionic Sound Waves in Gaseous Discharge Tubes," Proceedings V International Conference on Ionization Phenomena in Gases, H. Maecker, editor. Vol. 2. Amsterdam: North-Holland Publishing Company, 1962, Pp 1523-31.
13. Robertson, H. S. "Moving Striations in Glow Discharge Plasmas," Proceedings V International Conference on Ionization Phenomena in Gases, H. Maecker, editor. Vol. 1. Amsterdam: North-Holland Publishing Company, 1962, Pp 550-557.
14. Hodara, H., N. George, and J. Yoh. "Laser Noise: Theory and Experiment," Final Report, N.A.S.A. Contract No. NAS 1-6003, National Engineering Science Company, Pasadena, California, November, 1966.
15. Landenburg, R. "Dispersion in Electrically Excited Gases," Reviews of Modern Physics, 5:243-253, October, 1933.
16. Pekarek, L., and V. Krejci. "Theory of Moving Striations in Plasma of DC Discharge," Czechoslovakian Journal of Physics, 12:450-460, 1962.
17. Bletzinger, P., D. A. Lee, and A. Garscadden. "Wave Nature of Moving Striations," Journal of Applied Physics, 37:377-387, January, 1966.
18. Garscadden, A., and D. A. Lee. "Velocity of Moving Striations," The Physics of Fluids, 10:2093-2095, September, 1967.
19. Spitzer, L., Jr. Physics of Fully Ionized Gases. New York: Interscience Publishers, 1962.
20. Rose, D., and M. Clark. Plasmas and Controlled Fusion. Cambridge, Massachusetts: The Massachusetts Institute of Technology Press, 1962.
21. Holt, E. H., and R. E. Haskell. Foundations of Plasma Dynamics. New York: The Macmillan Company, 1965.

22. Brown, S. C. Basic Data of Plasma Physics. Cambridge, Massachusetts: The Massachusetts Institute of Technology Press, 1959.
23. Von Engel, A. Ionized Gases. Oxford: Oxford University Press, 1964.
24. Cobine, J. D. Gaseous Conductors. New York: Dover Publications, Incorporated, 1958.
25. Carlson, R. B., and A. Ishimaru. "Construction of a Laser: An Engineering Problem," The Trend in Engineering, 18:5-10, July, 1966.
26. Kubo, U., K. Kawabe, and Y. Inuishi. "Noise and Modulation of He-Ne Laser," Technology Reports of the Osaka University, 16:505-514, June, 1966.
27. Schiffner, G., and F. Seifert. "On the Dependence of He-Ne Laser Discharge Current on Laser Action," Proceedings of the I.E.E.E. 53:1657-1658, October, 1965.
28. Francis, G. Encyclopedia of Physics, XXII, 137-145. Berlin: Springer-Verlag, 1956.
29. Alexeff, I., and W. Jones. "Velocity of Moving Striations in Discharge Tubes," Unpublished Report, Oak Ridge National Laboratory, Oak Ridge, Tennessee, February, 1968.