


**NORTH CAROLINA
STATE UNIVERSITY**

RALEIGH, NORTH CAROLINA



**SOME ONE-DIMENSIONAL SOLUTIONS OF NONLINEAR WAVES
OF A RATE-SENSITIVE, ELASTOPLASTIC MATERIAL**

E. E. Burniston

T. S. Chang

Technical Report 70-1, January 1970

NGL-34-002-084

**CASE FILE
COPY**

Materials Response Phenomena At High Deformation Rates

PREPARED FOR
OFFICE OF NAVAL RESEARCH
DEPARTMENT OF THE NAVY
CONTRACT N00014-68-A-0187

SPONSORED IN PART BY
ADVANCED RESEARCH PROJECTS AGENCY
ARPA ORDER NO. 1090

NORTH CAROLINA STATE UNIVERSITY
Raleigh, North Carolina

SOME ONE-DIMENSIONAL SOLUTIONS OF NONLINEAR WAVES
OF A RATE-SENSITIVE, ELASTOPLASTIC MATERIAL

E. E. Burniston

T. S. Chang

Technical Report 70-1, January 1970

Prepared for

Office of Naval Research
Contract N00014-68-A-0187

1 September 1967 - 31 August 1972

under a project entitled

MATERIALS RESPONSE PHENOMENA AT HIGH DEFORMATION RATES

sponsored in part by

Advanced Research Projects Agency
ARPA Order No. 1090

Distribution of this Document is Unlimited

ABSTRACT

Two classes of closed form solutions of one-dimensional, nonlinear waves of a rate-sensitive, elastoplastic material are reported. One class of these solutions is self-similar and the other class consists of constant speed propagations. Applications of these solutions to unsteady motions behind propagating discontinuities are also considered.

ACKNOWLEDGEMENT

This investigation was partially supported by the Advanced Research Projects Agency of the Department of Defense and monitored by the Office of Naval Research under Contract Number N00014-68-A-0187, and partially supported by the National Aeronautics and Space Administration under Grant Number NASA-NGL34-002-084. A portion of this work was completed when one of us (T. S. C.) was visiting the Center for the Application of Mathematics, Lehigh University. The authors are indebted to Professors R. S. Rivlin, E. Varley, and Y. Horie for their comments and suggestions.

TABLE OF CONTENTS

	Page
ABSTRACT	i
ACKNOWLEDGEMENT	ii
TABLE OF CONTENTS	iii
LIST OF FIGURES	iv
I. INTRODUCTION	1
II. MATHEMATICAL FORMULATION	2
III. A CLASS OF SELF-SIMILAR SOLUTIONS	7
IV. NONLINEAR WAVES WITH CONSTANT SPEEDS	12
V. NONLINEAR WAVE MOTION BEHIND PROPAGATING DISCONTINUITIES	17
5.1. Self-similar solution behind a constant-speed shockfront	17
5.2. Constant speed solution behind an elastic precursor	21
REFERENCES	24

LIST OF FIGURES

	Page
1. Variation of σ/σ_1 with $\sigma_1 t/4$ at $\bar{X} = 0$	26
2. Variation of $-[\rho c u/\sigma_0 + 1]/\sigma_1$ with $\sigma_1 t/4$ at $\bar{X} = 0$	27
3. Variation of $[\rho c^2 \epsilon/\sigma_0 - 1]/\sigma_1$ with $\sigma_1 t/4$ at $\bar{X} = 0$	28
4. Schematic representation of a nonlinear wave motion behind a relaxation zone. (1) quiescent region, (2) elastic precursor, (3) relaxation zone, (4) sub-elastic, constant speed region	29
5. Schematic representation of a possible nonlinear wave motion due to a continuously loading boundary at $\bar{X} = 0$	30

I. INTRODUCTION

The purpose of this report is to discuss two interesting classes of closed form solutions of one-dimensional, unsteady motion of a rate-sensitive, elastoplastic material. One class of these solutions is self-similar and is deduced from the invariant theorems of continuous groups of transformations. This class of unsteady motion is governed by a single, first-order, nonlinear, ordinary differential equation of the Riccati type and closed form solutions in terms of elementary functions are obtained under special circumstances. If the material in consideration possesses the additional property of instantaneous linear elasticity [1] under "high rate" of straining, it may be demonstrated that one of these self-similar solutions can be used to describe the dispersed nonlinear wave motion behind a propagating shockfront into an initially quiescent region.

The second class of solutions is obtained by searching for one-dimensional wave motions with constant speeds of propagation. These solutions are expressible as simple quadratures and closed form expressions can be obtained for specific constitutive relations. Such solutions represent non-characteristic propagations, i.e., they are not propagations of weak discontinuities or acceleration waves. It may be demonstrated, using the Poincaré-Bendixon theorem, that these solutions, in general, are not periodic. Assuming a sub-elastic, constant-speed, propagating discontinuity preceded by an elastic precursor with an unloading, relaxation zone, or a constant stress region, the nonlinear wave solution with a constant propagation speed equal to that of the discontinuity can be

used to describe the "unsteady"[†] motion behind the discontinuity.

One-dimensional rectilinear motion, in the strict sense, involves not just one spatial coordinate but also only one component of stress, strain, and particle velocity. Such a type of motion is typical of the propagation of longitudinal stress waves in thin straight rods when the lateral inertia effects of the rods can be neglected. For such a type of motion, only a one-dimensional stress-strain or constitutive relation is required. Various rate-sensitive, constitutive equations have been proposed in the literature and a comprehensive review of this subject can be found in Cristescu [2]. The solutions described in this report are obtained based on a model first proposed by Sokolovskii [3,4]. This model cannot, in general, be used to describe the structure or generation of shock waves [5,6]. In applying the solutions given in this report to the unsteady motions behind propagating shock layers or relaxation zones, additional material properties may have to be assumed within these regions.

II. MATHEMATICAL FORMULATION

One-dimensional motion may be described by a scalar deformation field,

$$\bar{x} = \bar{x}(\bar{X}, \bar{t}) \quad , \quad (2.1)$$

where \bar{x} is the instantaneous position coordinate at time \bar{t} of a generic

[†]Such an "unsteady" motion, of course, becomes essentially steady for a moving observer following the propagating discontinuity.

particle whose position coordinate at $\bar{t} = 0$ was \bar{X} . The Lagrangian equation of motion and kinematic compatibility condition for rectilinear, one-dimensional motion are[†]

$$\rho \partial u / \partial \bar{t} = \partial \bar{\sigma} / \partial \bar{X} \quad , \quad (2.2)$$

$$\partial \epsilon / \partial \bar{t} = \partial u / \partial \bar{X} \quad , \quad (2.3)$$

where $\bar{\sigma}$ is the longitudinal stress, and

$$u \equiv \partial \bar{x} / \partial \bar{t} \quad , \quad (2.4)$$

$$\epsilon \equiv \partial \bar{x} / \partial \bar{X} - 1 \quad , \quad (2.5)$$

are the particle velocity and Lagrangian strain, respectively. The material is assumed to be initially unstressed and unstrained with a constant density ρ .

In this analysis, the material under consideration will be assumed to follow the special constitutive relation for a rate-sensitive, elastoplastic material generalized from a model suggested by Sokolovskii [3,4],

$$\partial \epsilon / \partial \bar{t} = \partial u / \partial \bar{X} = E^{-1} \partial \bar{\sigma} / \partial \bar{t} + \gamma f(\bar{\sigma} / \sigma_0 - 1) 1_+(\bar{\sigma} / \sigma_0 - 1) \quad , \quad (2.6)$$

where $f(\cdot)$ is a dimensionless C^1 function with $f(\eta) > 0$ for $\eta > 0$, $1_+(\cdot)$ is the Heaviside function, E is the modulus of elasticity which is assumed to be a

[†]See, e.g., Courant & Friedrichs, [7].

constant, σ_0 is the static yield stress, and γ is a material constant. Thus, the material is assumed to have an elastic range with a constant modulus. In the plastic range, the dynamic yield stress is rate-sensitive. Strain-hardening effects are not included. Equation (2.6) includes the well-known models suggested by Cowper & Symonds [8], and Perzyna [9], as special cases. It is a special form of a more general constitutive equation suggested by Malvern [10].

Equations (2.2) and (2.6) are the basic equations describing the functions, $u(\bar{X}, \bar{t})$, $\bar{\sigma}(\bar{X}, \bar{t})$, [and $\epsilon(\bar{X}, \bar{t})$], characterizing the one-dimensional motions to be considered in this report. These equations may be combined into one single, second-order, nonlinear, hyperbolic, partial differential equation of the evolution type in dimensionless form as follows:

$$\beta(\partial^2\sigma/\partial x^2 - \partial^2\sigma/\partial t^2) = [1_+(\sigma) df(\sigma)/d\sigma + \delta(\sigma) f(0)] \partial\sigma/\partial t \quad , \quad (2.7)$$

where

$$\sigma(x, t) \equiv \bar{\sigma}/\sigma_0 - 1 \quad , \quad (2.8)$$

is the dimensionless overstress,

$$x \equiv \alpha\bar{X} \quad , \quad (2.9)$$

$$t \equiv \alpha c\bar{t} \quad , \quad (2.10)$$

$$c \equiv \sqrt{E/\rho} \quad , \quad (2.11)$$

$$\alpha \equiv \beta\gamma\sqrt{\rho E}/\sigma_0 \quad , \quad (2.12)$$

$\delta(\cdot)$ is the Dirac delta functional, and $\beta > 0$ is a dimensionless constant included here in the definition of α for convenience.

Materials described by the constitutive relation given in (2.6) probably cannot support shock layers or explain the generation of shockfronts. If a shock layer is dissipative, then generalized viscoelastic theories and constitutive relations such as those considered by Varley & Rogers [6], Coleman & Gurtin [11], Dunwoody & Dunwoody [12], and Pipkin [5], or further generalizations of these models, should be used to describe it. For a thin straight rod, the shock layer may be dispersive due to lateral deformation[†] instead of due to any dissipative mechanism. Such a shock transition may be described in terms of a low frequency, large rate of straining expansion of a three-dimensional deformation field similar to that considered by Parker & Varley [13]. In applying one of the self-similar motions described in this report to a nonlinear wave motion behind a propagating shockfront, it will be assumed that the rate of straining in the shock layer is high enough to allow the material to exhibit instantaneous linear elasticity^{††} [1]. Thus, across such a shock layer, it will be assumed that

[†]The authors are indebted to Professor E. Varley for a discussion pertaining to this point.

^{††}The range of rate of straining within which materials exhibit instantaneous elasticity varies from one material to another. There is usually an upper (and lower) cutoff point in rate of straining above (and below) which a material may have to be considered viscoelastic. The authors are indebted to Professor R. S. Rivlin for pointing this out to them.

$$[\bar{\sigma}] = E [\epsilon] \quad , \quad (2.13)$$

where $[\chi]$ denotes the jump in value of χ across the shock layer, and the value of E will be assumed to be a constant and have the same value as the modulus of the elastic range of the constitutive relation given by (2.6).

From the Lagrangian equation of motion (2.2) and the kinematic compatibility condition (2.3), two additional jump conditions relating $[u]$, and $[\epsilon]$, can be deduced formally following a technique suggested by Courant & Friedrichs [7]. The results are:

$$\rho U [u] + [\bar{\sigma}] = 0 \quad , \quad (2.14)$$

$$U [\epsilon] + [u] = 0 \quad , \quad (2.15)$$

where U is the propagation speed of the shockfront. Equations (2.14) and (2.15) can also be deduced from physical arguments directly. The jump conditions, (2.13)-(2.15), indicate that the speed of propagation of a shock layer of a material exhibiting instantaneous elasticity is

$$|U| = \sqrt{E/\rho} \quad , \quad (2.16)$$

which is, in fact, the same as the elastic speed of propagation of small disturbances.

In applying the constant speed solutions to the "unsteady" motion behind a propagating discontinuity which moves at a constant sub-elastic speed, it will be assumed that there is an elastic precursor and an unloading, relaxation

zone, or a constant stress region, ahead of the discontinuity. The details of the unsteady motion of a relaxation zone ahead of such a discontinuity may be very complicated and will not be considered in this report.

III. A CLASS OF SELF-SIMILAR SOLUTIONS

Cowper & Symonds [8] proposed, in 1957, a power law,

$$f(\sigma) = \sigma^\delta, \quad (3.1)$$

where $\delta > 0$ is a dimensionless material constant, to describe the rate-sensitivity of perfectly plastic materials. This law seems to be quite adequate in approximating the dynamic responses of certain metallic alloys [14,15] under moderately high rates of straining. Recent investigators [16-20] have applied this model to impulsively loaded beams, rods, and plates. The class of self-similar solutions described in this report is based on the constitutive relation (2.6) and the special form of $f(\sigma)$ given by (3.1). Under these constitutive assumptions, Eq. (2.7) may be expressed as follows:

$$\phi(\sigma_{xx}, \sigma_{tt}, \sigma_t, \sigma; x, t) = 0, \quad (3.2)$$

where

$$\phi \equiv \sigma_{xx} - \sigma_{tt} - \sigma^{\delta-1} \sigma_t \dot{\sigma}, \quad (3.3)$$

and subscripts denote partial differentiation. The constant β which appeared in the definition of α in (2.12) has been replaced by the material constant δ .

Consider a one-parameter continuous group of transformations defined by

$$(X, T, \Sigma) = (bx, b^m t, b^n \sigma) \quad , \quad (3.4)$$

$$(\Sigma_{XX}, \Sigma_{TT}, \Sigma_T) = (b^{n-2} \sigma_{xx}, b^{n-2m} \sigma_{tt}, b^{n-m} \sigma_t) \quad , \quad (3.5)$$

where b is the parameter, and m, n are constants. It can be shown that for the special case of $m = 1, n = 1/(1 - \delta)$,

$$\begin{aligned} \phi(\sigma_{xx}, \sigma_{tt}, \sigma_t, \sigma; x, t) = \\ = b^{\frac{1-2\delta}{1-\delta}} \phi(\Sigma_{XX}, \Sigma_{TT}, \Sigma_T, \Sigma; X, T) \quad , \end{aligned} \quad (3.6)$$

where it is assumed that $\delta \neq 1$. For $\delta = 1$, Eq. (3.2) is linear and the analytical solution has been discussed in detail by Malvern [10]. Thus, ϕ is a constant conformal invariant under the group defined by Eqs. (3.4) and (3.5) with $m = 1$, and $n = 1/(1 - \delta)$. According to a theorem proven by Morgan [21], the solution to Eq. (3.2) may be expressed in terms of a function $F(\xi)$ of an absolute invariant ξ of the transformation group defined by

$$(X, T) = (bx, bt) \quad . \quad (3.7)$$

The function $F(\xi)$ is an absolute invariant of the transformation group defined by

$$(X, T, \Sigma) = (bx, bt, b^{\frac{1}{1-\delta}} \sigma) \quad . \quad (3.8)$$

It will be straightforward to verify that

$$\xi = t/x \quad , \quad (3.9)$$

$$F(\xi) = x^{\frac{1}{\delta-1}} \sigma(x, t) \quad , \quad (3.10)$$

are absolute invariants of the groups defined by Eqs. (3.7) and (3.8), respectively. Thus, there exists a class of self-similar solutions to Eq. (3.2) of the form

$$\sigma = x^{\frac{1}{1-\delta}} F(\xi) \quad , \quad (3.11)$$

where ξ is given by (3.9).

Substituting Eq. (3.11) into Eq. (3.2) and using Eq. (3.3), a nonlinear, second-order ordinary differential equation results. For $\sigma > 0$, this equation is expressible as follows:

$$(\xi^2 - 1)F'' - \{[2\delta/(1-\delta)] \xi + F^{\delta-1}\}F' + [\delta/(1-\delta)^2]F = 0 \quad , \quad (3.12)$$

where prime denotes differentiation.

For the special case of $\delta = 2$, Eq. (3.12) is immediately integrable to the following Riccati equation:

$$2(\xi^2 - 1)F' + 4\xi F - F^2 = K \quad , \quad (3.13)$$

where K is an arbitrary constant. This equation may be converted into a linear, second-order, ordinary differential equation by the following transformation:

$$(\xi^2 - 1)^r V(z) = \text{Exp} \left[-\frac{1}{2} \int^{\xi} \frac{F(\xi')}{\xi'^2 - 1} d\xi' \right] , \quad (3.14)$$

$$2z = \xi + 1 . \quad (3.15)$$

The result is:

$$z(1 - z)V'' + 2(1 + r)(1 - 2z)V' - (2r - K)V = 0 , \quad (3.16)$$

where r satisfies the quadratic equation,

$$4r^2 + 4r + K = 0 . \quad (3.17)$$

Equation (3.16) has three regular singular points at $z = 0, 1,$ and ∞ . The solutions to this equation are expressible in terms of hypergeometric functions. For $\xi > 1$, the appropriate general solution to (3.16) is, in the usual notation,

$$V(z) = Cz^{-2r-3} {}_2F_1 [2r + 3, 2, 4; 1/z] , \quad (3.18)$$

where C is an arbitrary constant. Thus, from Eq. (3.14), the corresponding expression for $F(\xi)$ is

$$F(\xi) = 6(\xi - 1) - 4r + 2(2r + 3) \frac{(\xi - 1) {}_2F_1 [2r + 4, 3, 5; 2/(\xi + 1)]}{(\xi + 1) {}_2F_1 [2r + 3, 2, 4; 2/(\xi + 1)]} . \quad (3.19)$$

The expression (3.19) for $F(\xi)$ assumes some particularly simple forms in terms of elementary functions for special values of K . As examples, typical expressions for $F(\xi)$ and $\sigma(x, t)$ for two different values of K are listed below:

$K = 0$, (i.e., $r = 0$, or -1)

$$F(\xi) = 8 \{2\xi + (\xi^2 - 1) \ln [(\xi - 1)/(\xi + 1)] + A_1 (\xi^2 - 1)\}^{-1} . \quad (3.20)$$

$$\sigma(x, t) = 8x \{2xt + (t^2 - x^2) \ln [(t - x)/(t + x)] + A_1 (t^2 - x^2)\}^{-1} . \quad (3.21)$$

$K = -3$, (i.e., $r = 1/2$ or $-3/2$)

$$F(\xi) = 6 (1 + A_2 \xi + \xi^2)/(A_2 + 3\xi - \xi^2) , \quad (3.22)$$

$$\sigma(x, t) = 6 (x^2 + A_2 xt + t^2)/(A_2 x^2 + 3x^2 t - t^3) . \quad (3.23)$$

In these expressions, A_1 , A_2 , and A_3 are arbitrary constants.

It is interesting to note that the solution given by (3.21) is invariant under the translation defined by $(x', t') = (x + a, t + a)$, where a is an arbitrary constant. This property will be utilized in Section V to derive a closed form solution of a self-similar, unsteady, dispersed, nonlinear wave motion behind a constant "elastic-speed" shockfront propagating into an initially quiescent region.

IV. NONLINEAR WAVES WITH CONSTANT SPEEDS

Equation (2.7) is a nonlinear, hyperbolic differential equation of the evolution type. The characteristic speeds related to this equation are given by,

$$D_{\pm} \bar{X}/D\bar{t} = \pm c \quad , \quad (4.1)$$

or,

$$D_{\pm} x/Dt = \pm 1 \quad , \quad (4.2)$$

where $D_{\pm}(\cdot)/D\bar{t}$ and $D_{\pm}(\cdot)/Dt$ denote differentiation along the characteristics.

Due to the presence of the evolution or dissipative term, $[l_{+}(\sigma) df(\sigma)/d\sigma + \delta(\sigma) f(0)] \partial\sigma/\partial t$, in Eq. (2.7), it is expected that, in the plastic range, the material can also support dissipative, dispersive waves in addition to the characteristic propagations of discontinuities given by Eq. (4.1) or (4.2). To demonstrate the existence of non-characteristic propagations, a class of constant speed solutions to Eq. (2.7) is considered in this section. This class of solutions is obtained by searching for expressions of the form:

$$\sigma(x, t) = g(s) \quad , \quad (4.3)$$

where,

$$s \equiv \bar{c}t - x \quad , \quad (4.4)$$

and $\bar{c} = \text{constant}$ determines the speed of propagation.

Substituting Eq. (4.3) into Eq. (2.7), a nonlinear, second-order, ordinary differential equation results:

$$\beta(1 - \bar{c}^{-2})g'' = \bar{c} [1_+(g) f'(g) + \delta(g) f(0)]g' \quad , \quad (4.5)$$

where primes denote differentiation. This equation can be integrated once immediately to yield,

$$\beta(1 - \bar{c}^{-2})g' = \bar{c} 1_+(g) f(g) + A \quad , \quad (4.6)$$

where A is an arbitrary constant. Actually, the fact that Eq. (4.5) can be integrated once in closed form is not due to the special choice of the constitutive equation, (2.6), since, by assuming solutions of constant speeds of propagation, Eq. (2.2) can be integrated at once without making any additional assumptions. By comparing the expression (4.6) with the basic equations, (2.2) and (2.6), it is easily demonstrated that $A = 0$. Thus,

$$\beta(1 - \bar{c}^{-2})g' = \bar{c} 1_+(g) f(g) \quad , \quad (4.7)$$

for constant speeds of propagation.

If $g < 0$, then Eq. (4.7) becomes,

$$(1 - \bar{c}^{-2})g' = 0 \quad . \quad (4.8)$$

Except for the trivial case of $g = \text{constant}$, Eq. (4.8) requires that $\bar{c} = \pm 1$, which of course is the elastic speed of propagation. For $g > 0$, Eq. (4.7) requires that

$$(i) \quad \bar{c}^{-2} < 1, \quad \text{for } (g'/\bar{c}) > 0 \quad , \quad (4.9)$$

$$(ii) \quad \bar{c}^{-2} > 1, \quad \text{for } (g'/\bar{c}) < 0 \quad . \quad (4.10)$$

Thus, for the physically more meaningful case of $\bar{c}^{-2} < 1$, the overstress may increase or decrease with s depending on whether $\bar{c} > 0$ or < 0 .

Equations (4.9) and (4.10) also indicate that if solutions for $g > 0$ exist, the waves represented by these solutions are not characteristic propagations.

On setting $h = g'$, Eq. (4.5) for $g > 0$ may be written as

$$\frac{h'}{g'} = \frac{\bar{c}}{\beta(1 - \bar{c}^{-2})} f'(g) \quad . \quad (4.11)$$

Since $f(g)$ is a C^1 function, Eq. (4.11) does not have any singular points.

Thus, according to Poincaré-Bendixon theorem, it may be concluded that Eq. (4.11), in general, does not possess periodic solutions.

For $g > 0$, Eq. (4.7) may be integrated, in general, by quadrature as follows:

$$s = [\beta(1 - \bar{c}^{-2})/\bar{c}] \int^g f^{-1}(\zeta) d\zeta + C' \quad , \quad (4.12)$$

where C' is an arbitrary constant.

Perzyna [9] in 1963, suggested two interesting expressions for $f(\zeta)$.

In slightly generalized forms, these expressions are given as follows:

$$(i) \quad f(\zeta) = \sum_{\ell=0}^L a_{\ell} \zeta^{\ell} \quad , \quad (4.13)$$

$$(ii) \quad f(\zeta) = b_0 + \sum_{\ell=1}^L b_{\ell} (\text{Exp } \zeta^{\ell} - 1) \quad , \quad (4.14)$$

where a_{ℓ}, b_{ℓ} are constants. Expression (i) or Eq. (4.13) includes the model $f(\zeta) = \zeta^{\delta}$ suggested by Cowper & Symonds [8] as a special case. For $F(\zeta) = \zeta^{\delta}$, and $\delta \neq 1$, Eq. (4.12) becomes,

$$s - s_1 = \frac{\delta(1 - \bar{c}^{-2})}{(1 - \delta)\bar{c}} (g^{1-\delta} - g_1^{1-\delta}) \quad , \quad (4.15)$$

where $g_1 = g(s_1)$, s_1 is a constant, and β has been chosen as b_1 .

Another simple result is obtained for the constitutive relation (ii) or Eq. (4.14) with $L = 1$. The integrated expression is

$$s - s_1 = \frac{(1 - \bar{c}^{-2})}{\bar{c}} \left[(g_1 - g) + \ln \left(\frac{e^g - 1}{e^{g_1} - 1} \right) \right] \quad , \quad (4.16)$$

where, again, $g_1 = g(s_1)$, s_1 is a constant, and β has been chosen as b_1 .

It is of interest to note that for the constitutive relation (i) or Eq. (4.13), the integral in Eq. (4.12) can always be evaluated in closed form. It is known that any real polynomial can be expressed as a product of factors, of which typical terms are $(\alpha_1 \zeta + \alpha_2)^k$ and $(\beta_1 \zeta^2 + 2\beta_2 \zeta + \beta_3)^p$, where $\alpha_1, \alpha_2, \beta_1, \beta_2, \beta_3$ are real constants, $\beta_2^2 < \beta_1 \beta_3$ and k, p are real positive integers. Thus, $f^{-1}(\zeta)$ may be expressed in the form:

$$f^{-1}(\zeta) = \sum_{k=1}^m c_k (\alpha_1 \zeta + \alpha_2)^{-k} + \sum_{p=1}^n (d_p \zeta + e_p) (\beta_1 \zeta^2 + 2\beta_2 \zeta + \beta_3)^{-p} \quad , \quad (4.17)$$

where c_k, d_p , and e_p are real constants.

The integrals from the first summation are of the type:

$$\int (\alpha_1 \zeta + \alpha_2)^{-k} d\zeta \quad , \quad (4.18)$$

which gives,

$$\left[\begin{array}{l} \alpha_1^{-1} (1 - k)^{-1} (\alpha_1 \zeta + \alpha_2)^{1-k} \quad , \quad (k \neq 1) \quad , \\ \alpha_1^{-1} \ln |\alpha_1 \zeta + \alpha_2| \quad , \quad (k = 1) \quad . \end{array} \right. \quad (4.19)$$

The integrals from the second summation are of the type:

$$\begin{aligned} & \int (d_p \zeta + e_p) (\beta_1 \zeta^2 + 2\beta_2 \zeta + \beta_3)^{-p} d\zeta \\ &= (d_p / \beta_1) \int (\beta_1 \zeta + \beta_2) (\beta_1 \zeta^2 + 2\beta_2 \zeta + \beta_3)^{-p} d\zeta \quad (4.20) \\ & \quad + (e_p - \beta_2 d_p / \beta_1) \int (\beta_1 \zeta^2 + 2\beta_2 \zeta + \beta_3)^{-p} d\zeta \quad . \end{aligned}$$

The first integral in Eq. (4.20) gives:

$$\left[\begin{array}{l} 2^{-1} (1 - p)^{-1} (\beta_1 \zeta^2 + 2\beta_2 \zeta + \beta_3)^{1-p} \quad , \quad (p \neq 1) \quad , \\ 2^{-1} \ln |\beta_1 \zeta^2 + 2\beta_2 \zeta + \beta_3| \quad , \quad (p = 1) \quad . \end{array} \right. \quad (4.21)$$

The second integral can be reduced as follows:

$$\int (\beta_1 \zeta^2 + 2\beta_2 \zeta + \beta_3)^{-p} d\zeta = \beta_1^{p-1} (\beta_1 \beta_3 - \beta_2^2)^{1/2-p} \int (y^2 + 1)^{-p} dy \quad , \quad (4.22)$$

and the integral,

$$I_p = \int (y^2 + 1)^{-p} dy \quad , \quad (4.23)$$

can be evaluated from the recursion relation:

$$2(p - 1) I_p - (2p - 3) I_{p-1} = y(y^2 + 1)^{1-p} \quad , \quad (4.24)$$

with $I_1 = \tan^{-1} y$. The entire integral in Eq. (4.12) can, therefore, be evaluated in closed form in terms of elementary functions.

V. NONLINEAR WAVE MOTION BEHIND PROPAGATING DISCONTINUITIES

5.1. Self-similar solution behind a constant-speed shockfront.

Consider a one-dimensional shockfront propagating at some speed $U(>0)$ into an initially quiescent one-dimensional region ($x \geq 0$). As it had been remarked earlier, if the range of the rate of straining within the shock layer renders the material to exhibit instantaneous linear elasticity, then the shockfront will propagate at a constant speed,

$$U = \sqrt{E/\rho} \quad , \quad (5.1)$$

where E is the instantaneous modulus of elasticity. If the value of E is chosen to be the same as the modulus of the elastic range of the constitutive equation, (2.6), then the shock speed has the same value as the characteristic

speed $D_+ \bar{X}/D\bar{t}$ given by Eq. (4.1). Under such an assumption, the values of u and $\bar{\sigma}$ immediately behind the shock layer must satisfy the characteristic compatibility condition [10]:

$$d\bar{\sigma} - \rho c du = - E\gamma f(\bar{\sigma}/\sigma_0 - 1) l_+(\sigma/\sigma_0 - 1) d\bar{t} \quad , \quad (5.2)$$

where $c = U = \sqrt{E/\rho}$.

The values of u , $\bar{\sigma}$, and ϵ , immediately behind the shock layer must also satisfy the jump conditions given by Eqs. (2.13) to (2.15). Since u , $\bar{\sigma} = 0$ in the quiescent region in front of the shock layer, Eq. (2.14) requires that,

$$\bar{\sigma} = - \rho U u = - \rho c u \quad , \quad (5.3)$$

immediately behind the shock layer. Combining Eqs. (5.2) and (5.3), the following differential equation results:

$$2\beta d\sigma = - f(\sigma) l_+(\sigma) dt \quad , \quad (5.4)$$

where as before, $\sigma \equiv (\bar{\sigma}/\sigma_0 - 1)$ and $t \equiv \alpha c \bar{t}$ with $\alpha \equiv \beta \gamma \sqrt{\rho E}/\sigma_0$. Equation (5.4) indicates that, if $\sigma > 0$, then the overstress immediately behind the shockfront always attenuates with time along the shock.

Assuming that $\sigma > 0$ behind the shockfront, Eq. (5.4) can be integrated by quadrature as follows:

$$t = 2\beta \int^{\sigma} f^{-1}(\zeta) d\zeta + C'' \quad , \quad (5.5)$$

where the integral is identical to that of Eq. (4.12). Thus, closed-form solutions of Eq. (5.5) are possible for special constitutive assumptions.

For $f(\zeta) = \zeta^\delta$ with $\delta \neq 1$, Eq. (5.5) becomes

$$t = [2\delta/(1 - \delta)] (\sigma_1^{1-\delta} - \sigma^{1-\delta}) \quad , \quad (5.6)$$

where $\sigma_1 \equiv \sigma(0)$, and β has been chosen as δ . Therefore, the overstress immediately behind the shock attenuates monotonically with time along the shockfront from $\sigma = \sigma_1$ at $t = 0$ to $\sigma = 0$ at $t = \infty$.

It is interesting to note that for $\delta = 2$, Eq. (5.6) can be satisfied by one of the self-similar solutions given in Section III:

$$8\sigma^{-1} = (x + a) \left[2\eta + (\eta^2 - 1) \{A_1 + \ln [(\eta - 1)/(\eta + 1)]\} \right] \quad , \quad (5.7)$$

where $\eta = (t + a)/(x + a)$, and a, A_1 are constants. To satisfy the compatibility condition (5.6) for $\delta = 2$, the constant a in (5.7) must be chosen as follows:

$$a = 4/\sigma_1 \quad , \quad (5.8)$$

Therefore, the dimensionless overstress $\sigma(x, t)$ behind the shockfront is given by,

$$\sigma = 8/\left[(t + 4/\sigma_1) \left\{ 2 + (\eta - 1/\eta) [A_1 + \ln (\frac{\eta-1}{\eta+1})] \right\} \right] \quad , \quad (5.9)$$

and the stress boundary condition at $x = 0$ is,

$$\sigma(0, t) = 8/\left[2(t + 4/\sigma_1) + (2t + \sigma_1 t^2/4) \{A_1 - \ln [1 + 8/(\sigma_1 t)]\} \right] \quad . \quad (5.10)$$

The behavior of this function for various values of A_1 is shown in Fig. 1.

In dimensional forms, the resulting expressions for $\sigma(\bar{X}, \bar{t})$, $u(\bar{X}, \bar{t})$, and $\epsilon(\bar{X}, \bar{t})$ for this case are given as follows:

$$\sigma = \bar{\sigma}/\sigma_0 - 1$$

$$= [4c \sigma_0 / (E\gamma)] (\bar{X} + ct_0)$$

$$\left[2c (\bar{X} + ct_0) (\bar{t} + t_0) - [c^2 \bar{t} (\bar{t} + 2t_0) - \bar{X} (\bar{X} + 2ct_0)] \right.$$

$$\left. \left. \left\{ \ln [(c\bar{t} + \bar{X} + 2ct_0)/(c\bar{t} - \bar{X})] + B \right\}^{-1} \right] \right. , \quad (5.11)$$

$$u = - (\sigma_0/\rho) [\sigma(\bar{t} + t_0)/(\bar{X} + ct_0) + c^{-1}] , \quad (5.12)$$

$$\epsilon = (\sigma_0/\rho) [\sigma(\bar{t} + t_0)^2/(\bar{X} + ct_0)^2 + c^{-2}] , \quad (5.13)$$

where

$$t_0 = 2\sigma_0/(\gamma\sigma_1 E) , \quad (5.14)$$

and B is a constant. The behavior of the functions $u(0, \bar{t})$ and $\epsilon(0, \bar{t})$ for various values of A_1 are indicated in Figs. 2 and 3. It is of interest to note that (5.13) yields a permanent strain ϵ_p given by

$$\epsilon_p = \lim_{\bar{t} \rightarrow \infty} \epsilon = - (\sigma_0/E) [(4c \sigma_0 / \beta\gamma E) (\bar{X} + ct_0)^{-1} - 1] . \quad (5.15)$$

5.2. Constant speed solution behind an elastic precursor.

Duvall [22] suggested that the one-dimensional, unsteady motion in a semi-infinite ($x \geq 0$), rate-sensitive, elastoplastic region generated by a continuously applied load at its boundary ($x = 0$) may eventually consist of an elastic precursor propagating into an initially quiescent region, an unloading, relaxation zone, and a sub-elastic, constant-speed, nonlinear wave motion as depicted in Fig. 4. After a reasonable length of time, the elastic precursor will be far ahead of the leading wave of the constant speed region and the boundary of $x = 0$ will be far behind it. Relative to an observer moving with the leading wave of the constant speed region, the unsteady motion behind the leading wave becomes essentially steady.

Any of the constant-speed, nonlinear wave solutions described by Eq. (4.12) in Sec. IV with $\bar{c} < 1$ may be considered as a constant-speed portion of such an "unsteady" motion. If the overstress on the leading wave $s = s_1$ is $\sigma_1 > 0$, then the quadrature expression, (4.12), becomes,

$$s - s_1 = [\beta(1 - \bar{c}^2)/\bar{c}] \int_{\sigma_1}^{\sigma} f^{-1}(\zeta) d\zeta, \quad (5.16)$$

where $s \equiv \bar{c}t - x$, and $\bar{c} < 1$. From Eq. (5.16), the stress boundary condition required to maintain the constant-speed motion can be evaluated in a straightforward manner.

It is of interest to note that, if the initial rate of loading of the applied stress at the boundary is not too high such that the time required to raise the stress $\bar{\sigma}$ from zero to the value of the static yield stress σ_0 is

much longer than the pertinent characteristic relaxation time of the medium, then a complete description of a possible nonlinear wave motion for a continuously loading boundary may be constructed exactly. Figure 5 is a schematic representation of such a motion. It consists of four solution regions separated by three discontinuities described as follows:

(1) Solution Regions

R_1 : the undisturbed region, $\bar{\sigma} = 0$

R_2 : the elastic region, $\bar{\sigma} < \sigma_0$

R_3 : the constant stress region, $\bar{\sigma} = \sigma_0$

R_4 : the constant speed solution region, $\bar{\sigma} > \sigma_0$.

(2) Discontinuities

s_1 : the leading elastic wave

s_2 : the trailing elastic wave

s_3 : the leading constant speed wave.

Such an unsteady motion may be generated by a monotonically increasing stress boundary condition. The manner in which the stress varies at the boundary in the elastic range can be quite arbitrary (so long as the rate of loading is small enough so that there will be no dynamic overstressing in the elastic precursor) and has been chosen as a linear function of \bar{t} in Fig. 5 for simplicity, while the rate of stressing beyond the static yield stress must follow the expression given in Eq. (4.12) or the differential equation, (4.7).

It is clear from Eq. (4.7) that nontrivial solutions in R_4 can be generated from a leading wave s_3 on which the stress is $\bar{\sigma} = 0$ only if $f(0) > 0$. The value of $f(0)$ can be arbitrarily small. Alternatively, if $f(0) = 0$ for a specific constitutive relation, a solution such as the one depicted by Fig. 5 can still be generated by viewing s_3 as a small discontinuity in the value of $\bar{\sigma}$ such that the overstress jumps across this "plastic shock" from zero to some small constant positive value $\sigma_1 \ll 1$. The jump in σ from 0 to σ_1 at the boundary of $\bar{X} = 0$ may be viewed as the result of a very fast rate of loading r in a small interval of time $\Delta\bar{t}$ near $\bar{t} = \bar{t}_0$ such that $\lim_{\Delta\bar{t} \rightarrow 0} (r \Delta\bar{t}) = \bar{\sigma}_1 = (1 + \sigma_1)\sigma_0$ and $0 < \sigma_1 \ll 1$. The fact that $\bar{\sigma} = \sigma_0$ in R_3 is an admissible solution can be deduced immediately from Eq. (4.7).

REFERENCES

1. Rivlin, R. S., 1956, Q. Appl. Math., 14, 83.
2. Cristescu, N., 1967, "Dynamic Plasticity," North-Holland, Amsterdam.
3. Sokolovskii, V. V., 1948, Dokl. Akad. Nauk SSSR, 60, 775.
4. Sokolovskii, V. V., 1948, Prikl. Mat. Mech., 12, 261.
5. Pipkin, A. C., 1965, Q. Appl. Math., 23, 297.
6. Varley, E. and T. G. Rogers, 1967, Proc. Roy. Soc. (London), Ser. A, 296, 498.
7. Courant, R. and K. O. Friedrichs, 1948, "Supersonic Flow and Shock Waves," Interscience, New York.
8. Cowper, G. R. and P. S. Symonds, 1957, Technical Report No. 28, Contract Nonr 562 (10), Brown University, Providence, R. I.
9. Perzyna, P., 1963, Arch. Mech. Stos., 15, 113.
10. Malvern, L. E., 1951, Q. Appl. Math., 8, 405.
11. Coleman, B. D. and M. E. Gurtin, 1968, Proc. IUTAM Symp. Vienna, 54, Springer-Verlag, New York.
12. Dunwoody, J. and N. Dunwoody, 1965, Int. J. Engr. Sci., 3, 417.
13. Parker, D. F. and E. Varley, 1968, Q. J. Mech. Appl. Math., 21(3), 329.
14. Manjoine, M. J., 1944, J. Appl. Mech., 11, 211.
15. Parkes, E. W., 1958, Proc. Inst. Civil Engineers, 10, 277.

16. Bodner, S. R. and P. S. Symonds, 1960, Proc. 2nd Symp. Nav. Struc. Mech., 488, Pergamon Press, Oxford.
17. Ting, T. C. T. and P. S. Symonds, 1962, Proc. 4th U. S. Natl. Congr. Appl. Mech., 1153.
18. Bodner, S. R. and P. S. Symonds, 1962, J. Appl. Mech., 29, 719.
19. Ting, T. C. T., 1963, Q. Appl. Math. 21, 133.
20. Perrone, N., 1965, J. Appl. Mech., 32, 489.
21. Morgan, A. J. A., 1952, Q. J. Math, 2, 250.
22. Duvall, G. E., 1964, Proc. IUTAM Symp. Stress Waves in Anelastic Solids, 20, Springer-Verlag, New York.

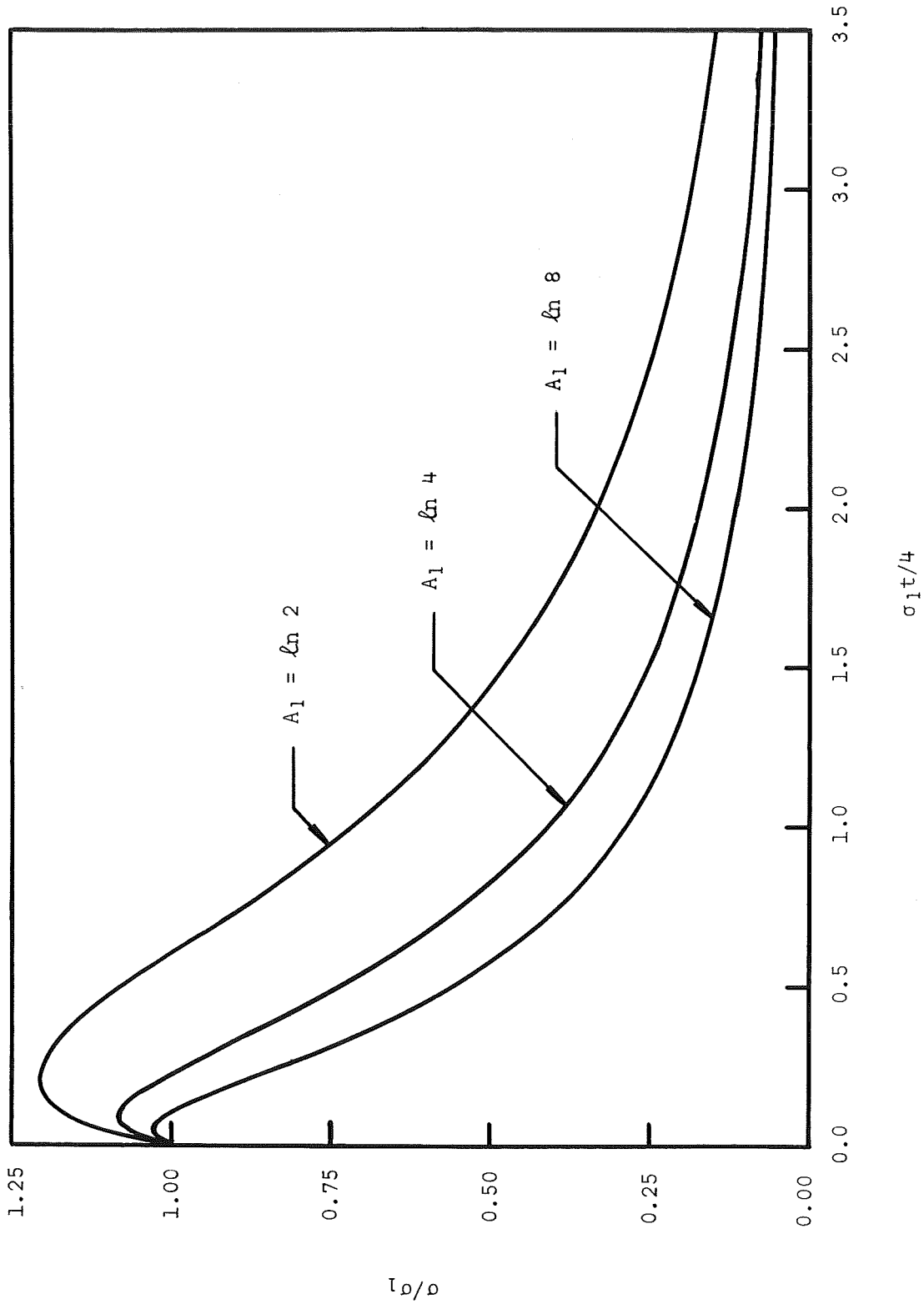


Figure 1. Variation of σ/σ_1 with $\sigma_1 t/4$ at $\bar{X} = 0$.

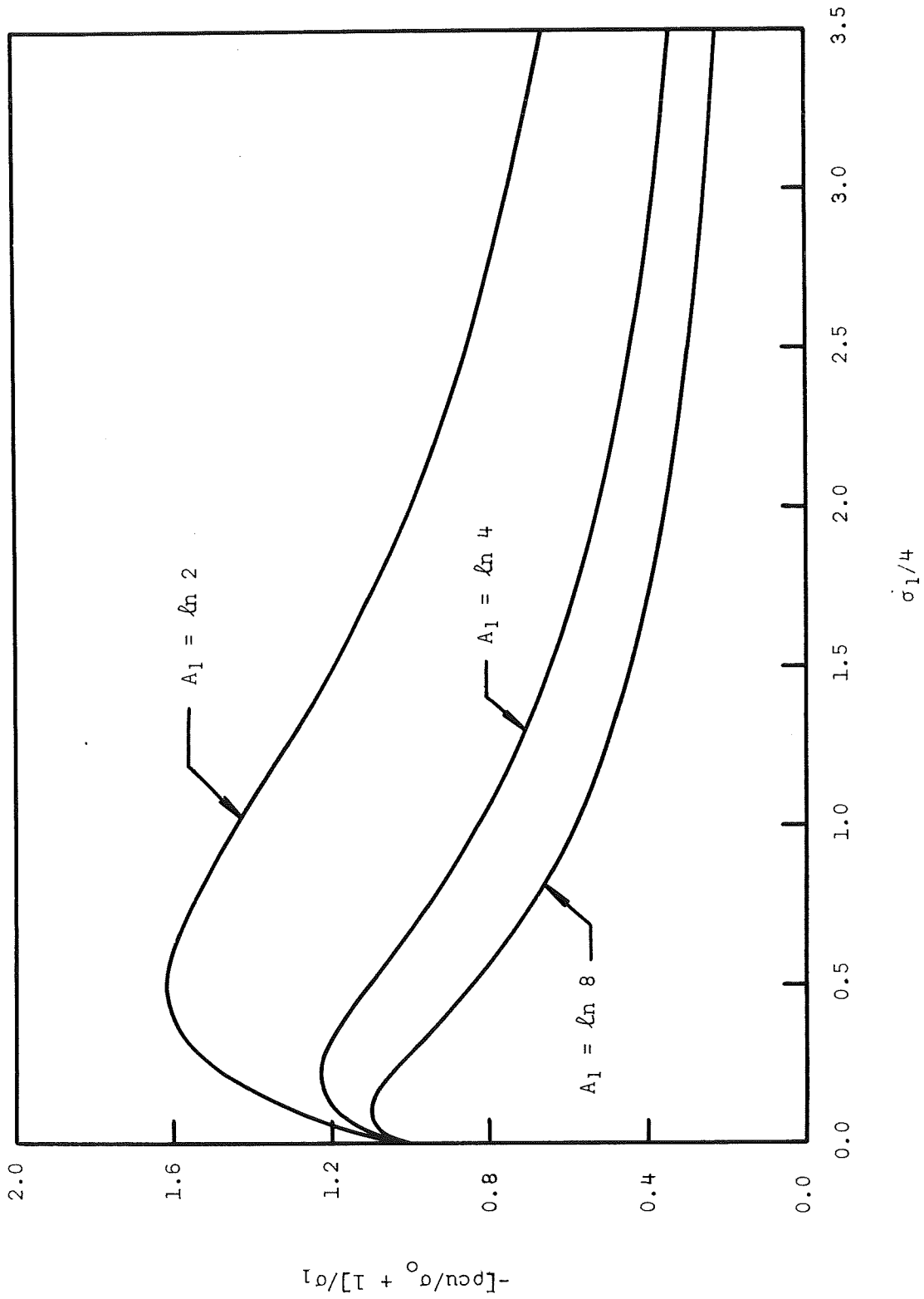


Figure 2. Variation of $-\left[\frac{\rho c u}{\sigma_0} + 1\right] / \sigma_1$ with $\sigma_1 t / 4$ at $\bar{X} = 0$.

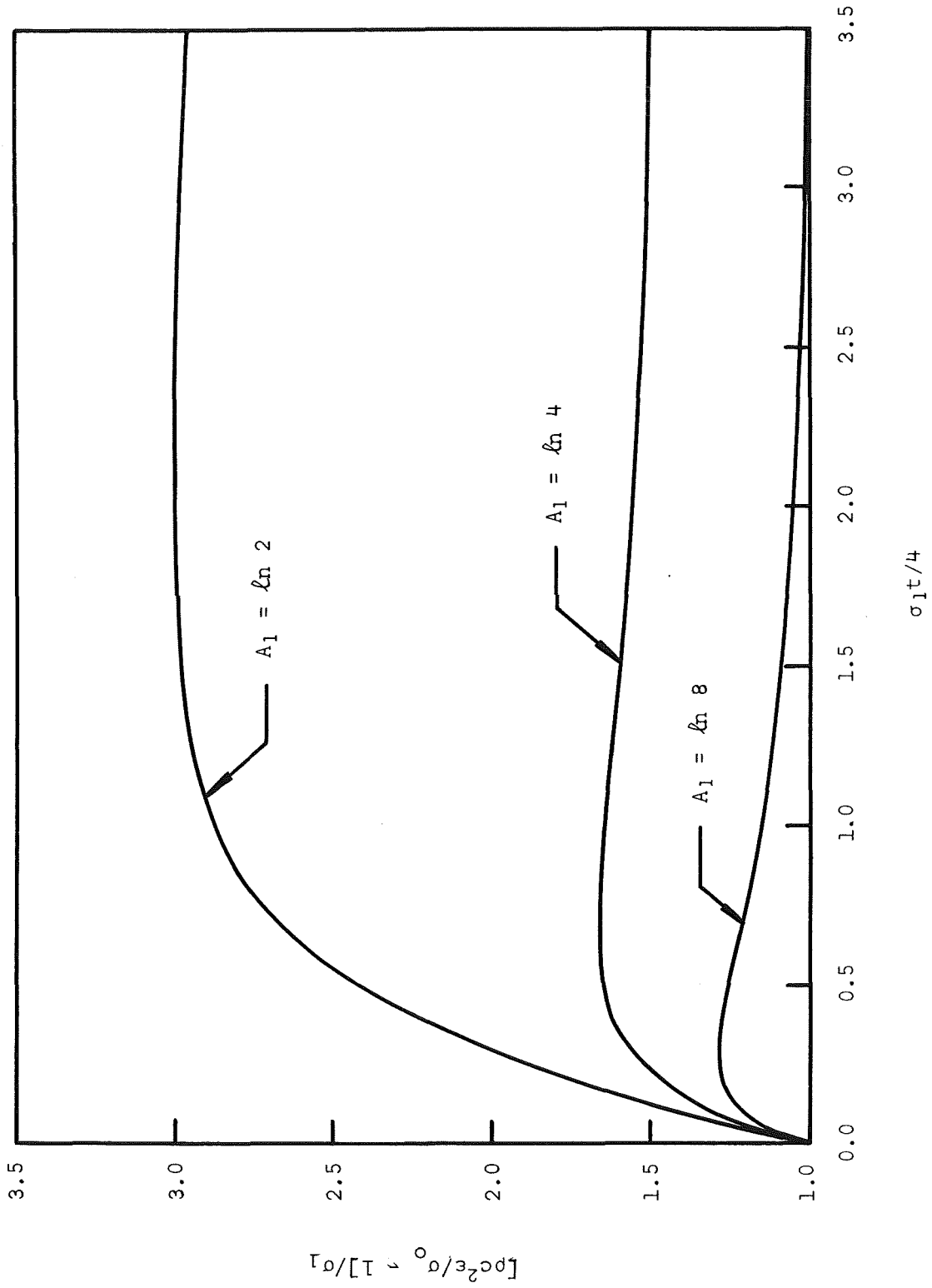


Figure 3. Variation of $[\rho c^2 \epsilon / \sigma_0 - 1] / \sigma_1$ with $\sigma_1 t / 4$ at $\bar{X} = 0$.

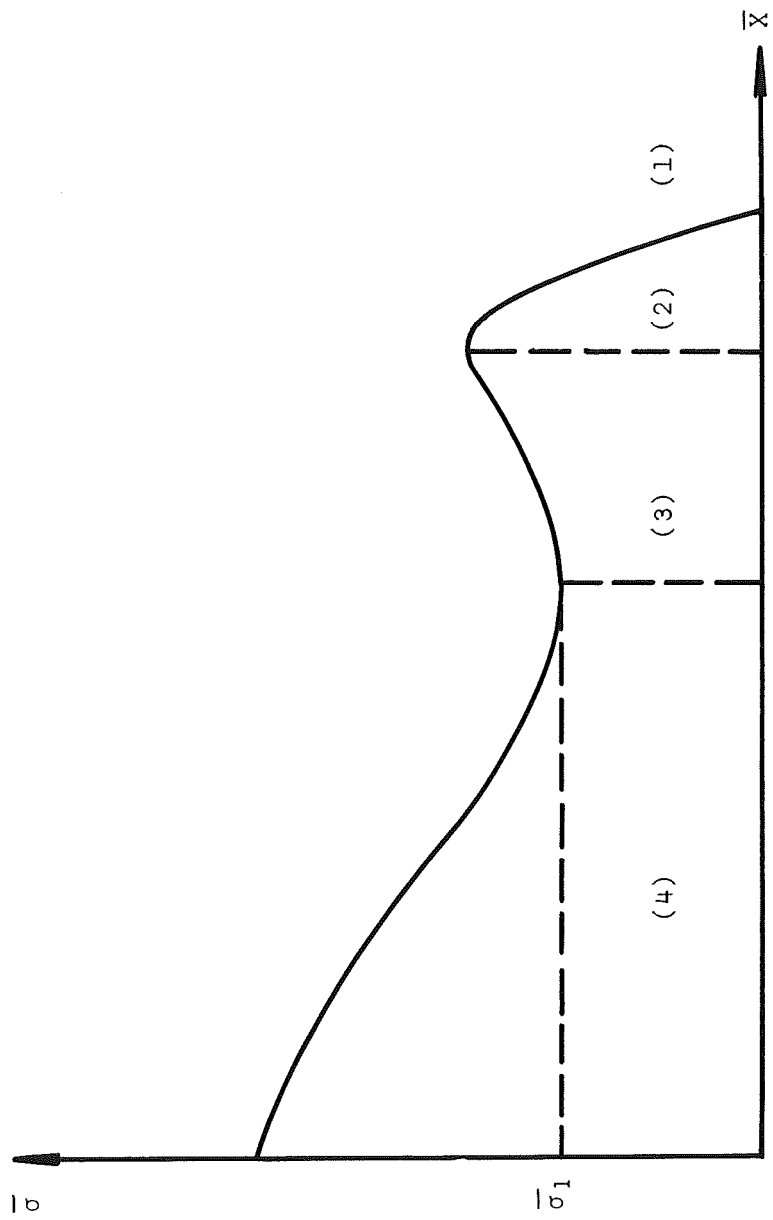


Figure 4. Schematic representation of a nonlinear wave motion behind a relaxation zone. (1) quiescent region, (2) elastic precursor, (3) relaxation zone, (4) sub-elastic, constant speed region.

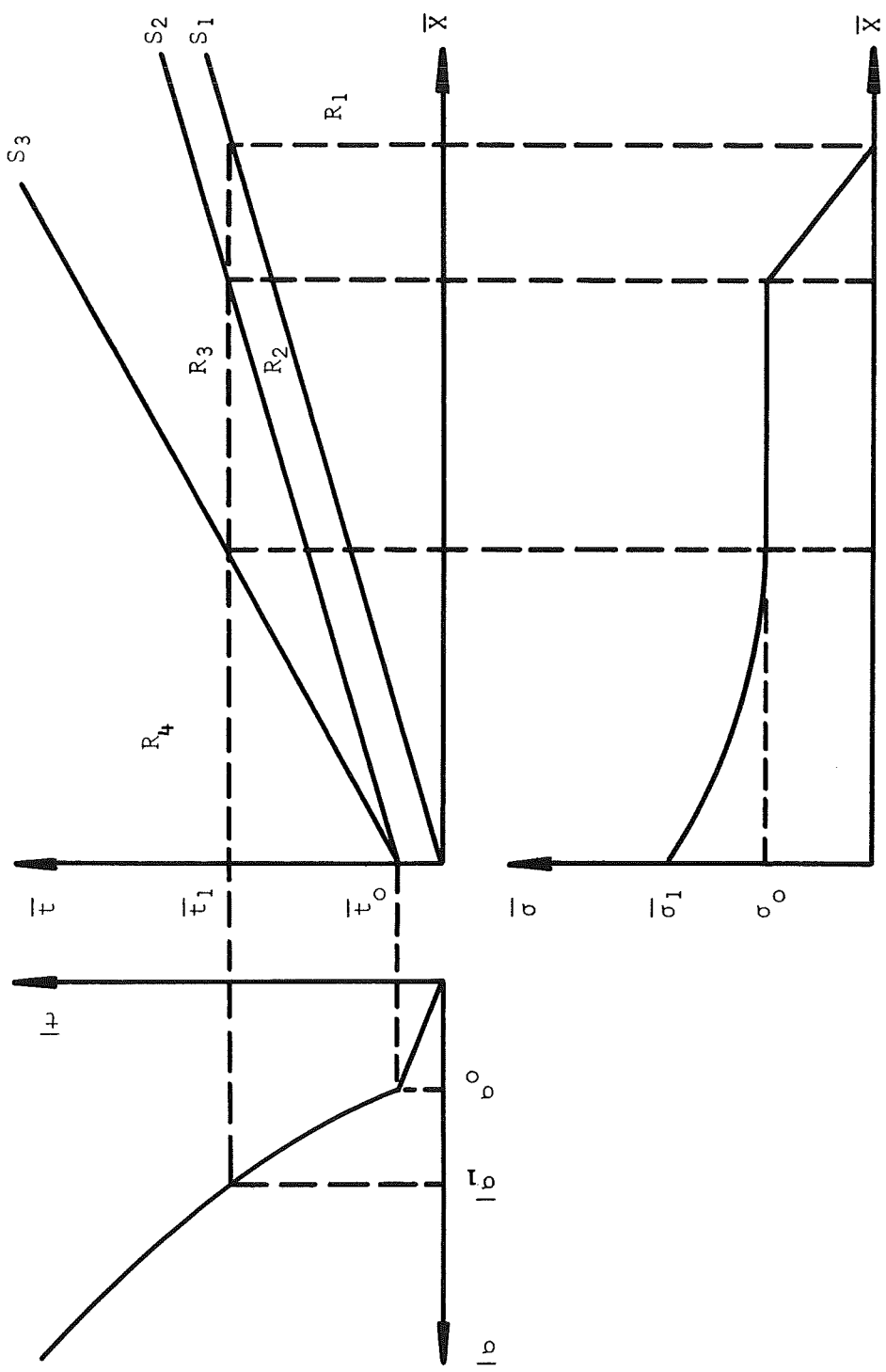


Figure 5. Schematic representation of a possible nonlinear wave motion due to a continuously loading boundary at $\bar{X} = 0$.

DISTRIBUTION LIST: THEMIS REPORTS

Administrative & Liaison Activities

Chief of Naval Research
Department of the Navy
Washington, D. C. 20360
Attn: Code 423
439
468 (2)

Director
ONR Branch Office
495 Summer Street
Boston, Massachusetts 02210

Director
ONR Branch Office
219 S. Dearborn Street
Chicago, Illinois 60604

Commanding Officer
ONR Branch Office
Box 39, Navy 100
c/o Fleet Post Office
New York, New York 09510 (5)

Commanding Officer
ONR Branch Office
207 West 24th Street
New York, New York 10011

Director
ONR Branch Office
1030 E. Green Street
Pasadena, California 91101

U. S. Naval Research Laboratory
Attn: Technical Information
Washington, D. C. 20390 (6)

Defense Documentation Center
Cameron Station
Alexandria, Virginia 22314 (20)

Army

Commanding Officer
U. s. Army Research Off. Durham
Attn: Mr. J. J. Murray
CRD-AA-IP
Box CM, Duke Station
Durham, North Carolina 27706

Commanding Officer
AMXMR-ATL
Attn: Mr. J. Bluhm
U. S. Army Materials Res. Agcy.
Watertown, Massachusetts 02172

Watervliet Arsenal
MAGGS Research Center
Watervliet, New York
Attn: Director of Research

Redstone Scientific Info. Center
Chief, Document Section
U. S. Army Missile Command
Redstone Arsenal, Alabama 35809

Army R & D Center
Fort Belvoir, Virginia 22060

Technical Library
Aberdeen Proving Ground
Aberdeen, Maryland 21005

Navy

Commanding Officer and Director
Naval Ship Research & Development Center
Washington, D. C. 20007
Attn: Code 042 (Tech. Lib. Br.)
700 (Struc. Mech. Lab.)
720
725
800 (Appl. Math. Lab.)
012.2 (Mr. W. J. Sette)
901 (Dr. M. Strassberg)
941 (Dr. R. Liebowitz)
945 (Dr. W. S. Cramer)
960 (Mr. E. F. Noonan)
962 (Dr. E. Buchman)

Aeronautical Structures Lab
Naval Air Engineering Center
Naval Base, Philadelphia, Pa. 19112

Naval Weapons Laboratory
Dahlgren, Virginia 22448

Naval Research Laboratory
Washington, D. C. 20390
Attn: Code 8400
8430
8440

Navy (cont'd)

Undersea Explosion Research Div.
Naval Ship R & D Center
Norfolk Naval Shipyard
Portsmouth, Virginia 23709
Attn: Mr. D. S. Cohen
Code 780

Nav. Ship R & D Center
Annapolis Division
Code 257, Library
Annapolis, Maryland 21402

Technical Library
Naval Underwater Weapons Center
Pasadena Annex
3202 E. Foothill Blvd.
Pasadena, California 91107

U. S. Naval Weapons Center
China Lake, California 93557
Attn: Code 4062 Mr. W. Werback
4520 Mr. Ken Bischel

Naval Research Laboratory
Washington, D. C. 20390
Attn: Code 8400 Ocean Tech. Div.
8440 Ocean Structures
6300 Metallurgy Div.
6305 Dr. J. Krafft

Commanding Officer
U. S. Naval Civil Engr. Lab.
Code L31
Port Hueneme, California 93041

Shipyard Technical Library
Code 242 L
Portsmouth Naval Shipyard
Portsmouth, New Hampshire 03804

U. S. Naval Electronics Laboratory
Attn: Dr. R. J. Christensen
San Diego, California 92152

U. S. Naval Ordnance Laboratory
Mechanics Division
RFD 1, White Oak
Silver Spring, Maryland 20910

U. S. Naval Ordnance Laboratory
Attn: Mr. H. A. Perry, Jr.
Non-Metallic Materials Division
Silver Spring, Maryland 20910

Supervisor of Shipbuilding
U. S. Navy
Newport News, Virginia 23607

Shipyard Technical Library
Building 746, Code 303TL
Mare Island Naval Shipyard
Vallejo, California 94592

U. S. Navy Underwater Sound Ref. Lab.
Office of Naval Research
P. O. Box 8337
Orlando, Florida 32806

Technical Library
U. S. Naval Ordnance Station
Indian Head, Maryland 20640

U. S. Naval Ordnance Station
Attn; Mr. Garet Bornstein
Research & Development Division
Indian Head, Maryland 20640

Chief of Naval Operation
Department of the Navy
Washington, D. C. 20350
Attn: Code Op-03EG
Op-07T

Special Projects Office
(CNM-PM-1) (MUN)
Department of the Navy
Washington, D. C. 20360
Attn: NSP-001 Dr. J. P. Craven

Deep Submergence Sys. Project
(CNM-PM-11)
6900 Wisconsin Ave.
Chevy Chase, Md. 20015
Attn: PM-1120 A. Hersh

U. S. Naval Applied Science Lab.
Code 9832
Technical Library
Building 291, Naval Base
Brooklyn, New York 11251

Director Aeronautical Materials Lab.
Naval Air Engineering Center
Naval Base
Philadelphia, Pennsylvania 19112

Navy (cont'd)

Naval Air Systems Command
Department of the Navy
Washington, D. C. 20360
Attn: NAIR 03 Res. & Technology
320 Aero. & Structures
5320 Structures
604 Tech. Library

Naval Facilities Engineering
Command
Department of the Navy
Washington, D. C. 20360
Attn: NFAC 03 Res. & Development
04 Engineering & Design
04128 Tech. Library

Naval Ship Systems Command
Department of the Navy
Washington, D. C. 20360
Attn: NSHIP 031 Ch. Scientists for R & D
0342 Ship Mats. & Structs.
037 Ship Silencing Div.
052 Shock & Blast Coord.
2052 Tech. Library

Naval Ship Engineering Center
Main Navy Building
Washington, D. C. 20360
Attn: NSEC 6100 Ship Sys. Engr. & Des. Dept.
6102C Computerated Ship Des.
6105 Ship Protection
6110 Ship Concept Design
6120 Hull Div. - J. Nachtsheim
6120D Hull Div. - J. Vasta
6132 Hull Structs. - (4)

Naval Ordnance Systems Command
Department of the Navy
Washington, D. C. 20360
Attn: NORD 03 Res. & Technology
035 Weapons Dynamics
9132 Tech. Library

Air Force

Commander WADD
Wright-Patterson Air Force Base
Dayton, Ohio 45433
Attn: Code WWRMDD
AFFDL (FDDS)

Wright-Patterson AFB (cont'd)
Attn: Structures Division
AFLC (MCEEA)
Code WWRC
AFML (MAAM)
Code WCLSY
SEG (SEFSD, Mr. Lakin)

Commander
Chief, Applied Mechanics Group
U. S. Air Force Inst. of Tech.
Wright-Patterson Air Force Base
Dayton, Ohio 45433

Chief, Civil Engineering Branch
WLRC, Research Division
Air Force Weapons Laboratory
Kirtland AFB, New Mexico 87117

Air Force Office of Scientific Res.
1400 Wilson Boulevard
Arlington, Virginia 2209
Attn: Mechs. Div.

NASA

Structures Research Division
National Aeronautics & Space Admin.
Langley Research Center
Langley Station
Hampton, Virginia 23365
Attn: Mr. R. R. Heldenfels, Chief

National Aeronautic & Space Admin.
Associate Administrator for Advanced
Research & Technology
Washington, D. C. 20546

Scientific & Tech. Info. Facility
NASA Representative (S-AK/DL)
P. O. Box 5700
Bethesda, Maryland 20014

National Aeronautic & Space Admin.
Code RV-2
Washington, D. C. 20546

Other Government Activities

Commandant
Chief, Testing & Development Div.
U. S. Coast Guard
1300 E Street, N. W.
Washington, D. C. 20226

Director
Marine Corps Landing Force Devel. Cen.
Marine Corps Schools
Quantico, Virginia 22134

Director
National Bureau of Standards
Washington, D. C. 20234
Attn: Mr. B. L. Wilson, EM 219

National Science Foundation
Engineering Division
Washington, D. C. 20550

Science & Tech. Division
Library of Congress
Washington, D. C. 20540

Director
STBS
Defense Atomic Support Agency
Washington, D. C. 20350

Commander Field Command
Defense Atomic Support Agency
Sandia Base
Albuquerque, New Mexico 87115

Chief, Defense Atomic Support Agency
Blast & Shock Division
The Pentagon
Washington, D. C. 20301

Director Defense Research & Engr.
Technical Library
Room 3C-128
The Pentagon
Washington, D. C. 20301

Chief, Airframe & Equipment Branch
FS-120
Office of Flight Standards
Federal Aviation Agency
Washington, D. C. 20553

Chief, Division of Ship Design
Maritime Administration
Washington, D. C. 20235

Deputy Chief, Office of Ship Constr.
Maritime Administration
Washington, D. C. 20235
Attn: Mr. U. L. Russo

Mr. Milton Shaw, Director
Div. of Reactor Devel. & Technology
Atomic Energy Commission
Germantown, Md. 20767

Ship Hull Research Committee
National Research Council
National Academy of Sciences
2101 Constitution Avenue
Washington, D. C. 20418
Attn: Mr. A. R. Lytle

Universities

Professor J. R. Rice
Division of Engineering
Brown University
Providence, Rhode Island 02912

Dr. J. Tinsley Oden
Department of Engineering Mechanics
University of Alabama
Huntsville, Alabama

Professor M. E. Gurtin
Department of Mathematics
Carnegie Institute of Technology
Pittsburgh, Pennsylvania 15213

Professor R. S. Rivlin
Center for the Application of Math.
Lehigh University
Bethlehem, Pennsylvania 18015

Professor Julius Miklowitz
Division of Engr. & Applied Sciences
California Institute of Technology
Pasadena, California 91109

Professor George Sih
Department of Mechanics
Lehigh University
Bethlehem, Pennsylvania 18015

Dr. Harold Liebowitz, Dean
School of Engr. & Applied Science
George Washington University
725 23rd Street
Washington, D. C. 20006

Universities (cont'd)

Professor Arnold Allentuch
Dept. of Mechanical Engineering
Newark College of Engineering
323 High Street
Newark, New Jersey 07102

Professor E. L. Reiss
Courant Inst. of Math. Sciences
New York University
4 Washington Place
New York, New York 10003

Professor Bernard W. Shaffer
School of Engrg. & Science
New York University
University Heights
New York, New York 10453

Dr. Francis Cozzarelli
Div. of Interdisciplinary
Studies and Research
School of Engineering
State Univ. of N. Y.
Buffalo, New York 14214

Professor R. A. Douglas
Dept. of Engr. Mechs.
North Carolina State
University
Raleigh, North Carolina 27607

Dr. George Herrmann
The Technological Institute
Northwestern University
Evanston, Illinois 60201

Professor J. D. Achenbach
Technological Institute
Northwestern University
Evanston, Illinois 60201

Director, Ordnance Research Lab.
Pennsylvania State University
P. O. Box 30
State College, Pennsylvania 16801

Professor Eugene J. Skudrzyk
Department of Physics
Ordnance Research Lab.
Pennsylvania State University
P. O. Box 30
State College, Pennsylvania 16801

Professor J. Kempner
Dept. of Aero. Engr. & Applied Mech
Polytechnic Institute of Brooklyn
333 Jay Street
Brooklyn, New York 11201

Professor J. Klosner
Polytechnic Institute of Brooklyn
333 Jay Street
Brooklyn, New York 11201

Professor A. C. Eringen
Dept. of Aerospace & Mech. Sciences
Princeton University
Princeton, New Jersey 08540

Dr. S. L. Koh
School of Aero., Astro. & Engr. Sc.
Purdue University
Lafayette, Indiana 47907

Professor R. A. Schapery
Purdue University
Lafayette, Indiana 47907

Professor E. H. Lee
Div. of Engr. Mechanics
Stanford University
Stanford, California 94305

Dr. Nicholas J. Hoff
Dept. of Aero. & Astro.
Stanford University
Stanford, California 94305

Professor Max Anliker
Dept. of Aero. & Astro.
Stanford University
Stanford, California 94305

Professor J. N. Goodier
Div. of Engr. Mechanics
Stanford University
Stanford, California 94305

Professor H. W. Liu
Dept. of Chemical Engr. & Metal.
Syracuse University
Syracuse, New York 13210

Professor Markus Reiner
Technion R & D
Haifa, Israel

Universities (cont'd)

Professor Eli Sternberg
Div. of Engr. & Applied Sciences
California Institute of Technology
Pasadena, California 91109

Professor Paul M. Naghdi
Div. of Applied Mechanics
Etcheverry Hall
University of California
Berkeley, California 94720

Professor William Prager
Revelle College
University of California
P. O. Box 109
La Jolla, California 92037

Professor J. Baltrukonis
Mechanics Division
The Catholic Univ. of America
Washington, D. C. 20017

Professor A. J. Durelli
Mechanics Division
The Catholic University of America
Washington, D. C. 20017

Professor H. H. Bleich
Department of Civil Engr.
Columbia University
Amsterdam & 120th Street
New York, New York 10027

Professor R. D. Mindlin
Department of Civil Engr.
Columbia University
S. W. Mudd Building
New York, New York 10027

Professor F. L. DiMaggio
Department of Civil Engr.
Columbia University
616 Mudd Building
New York, New York 10027

Professor A. M. Freudenthal
Department of Civil Engr. &
Engr. Mech.
Columbia University
New York, New York 10027

Professor B. A. Boley
Department of Theor. & Appl. Mech.
Cornell University
Ithaca, New York 14850

Professor P. G. Hodge
Department of Mechanics
Illinois Institute of Technology
Chicago, Illinois 60616

Dr. D. C. Drucker
Dean of Engineering
University of Illinois
Urbana, Illinois 61803

Professor N. M. Newmark
Dept. of Civil Engineering
University of Illinois
Urbana, Illinois 61803

Professor A. R. Robinson
Department of Civil Engr.
University of Illinois
Urbana, Illinois 61803

Professor S. Taira
Department of Engineering
Kyoto University
Kyoto, Japan

Professor James Mar
Massachusetts Inst. of Tech.
Rm. 33-318
Dept. of Aerospace & Astro.
77 Massachusetts Ave.
Cambridge, Mass. 02139

Professor E. Reissner
Department of Mathematics
Massachusetts Inst. of Tech.
Cambridge, Mass. 02139

Professor William A. Nash
Dept. of Mechs. & Aerospace Engr.
University of Mass.
Amherst, Mass. 01002

Library (Code 0384)
U. S. Naval Postgraduate School
Monterey, California 93940

Universities (cont'd)

Dean Oscar Baguio
Assoc. of Struc Engr. of
the Philippines
University of Philippines
Manila, Philippines

Professor Tsuyoshi Hayashi
Department of Aeronautics
Faculty of Engineering
University of Tokyo
BUNKYO-KU
Tokyo, Japan

Professor J. E. Fitzgerald, Ch.
Department of Civil Engineering
University of Utah
Salt Lake City, Utah 84112

Professor R. J. H. Bollard
Chairman, Aeronautical Engr. Dept.
207 Guggenheim Hall
University of Washington
Seattle, Washington 98105

Professor Albert S. Kobayashi
Dept. of Mechanical Engr.
University of Washington
Seattle, Washington 98105

Officer-in-Charge
Post Graduate School for Naval Off.
Webb Institute of Naval Arch.
Crescent Beach Road, Glen Cove
Long Island, New York 11542

Solid Rocket Struc. Integrity Cen.
Dept. of Mechanical Engr.
Professor F. Wagner
University of Utah
Salt Lake City, Utah 84112

Dr. Daniel Frederick
Dept. of Engr. Mechs.
Virginia Polytechnic Inst.
Blacksburg, Virginia

Librarian
Webb Institute of Naval Arch.
Crescent Beach Road, Glen Cove
Long Island, New York 11542

Industry and Research Institutes

Dr. James H. Wiegand
Senior Dept. 4720, Bldg. 0525
Ballistics & Mech. Properties Lab.
Aerojet-General Corporation
P. O. Box 1947
Sacramento, California 95809

Mr. Carl E. Hartbower
Dept. 4620, Bldg. 2019 A2
Aerojet-General Corporation
P. O. Box 1947
Sacramento, California 95809

Mr. J. S. Wise
Aerospace Corporation
P. O. Box 1300
San Bernardino, California 92402

Dr. Vito Salerno
Applied Technology Assoc., Inc.
29 Church Street
Ramsey, New Jersey 07446

Library Services Department
Report Section, Bldg. 14-14
Argonne National Laboratory
9700 S. Cass Avenue
Argonne, Illinois 60440

Dr. M. C. Junger
Cambridge Acoustical Associates
129 Mount Auburn Street
Cambridge, Massachusetts 02138

Dr. F. R. Schwarzl
Central Laboratory T. N. O.
Schoenmakerstraat 97
Delft, The Netherlands

Research and Development
Electric Boat Division
General Dynamics Corporation
Groton, Connecticut 06340

Supervisor of Shipbuilding, USN
and Naval Insp. of Ordnance
Electric Boat Division
General Dynamics Corporation
Groton, Connecticut 06340

Dr. L. H. Chen
Basic Engineering
Electric Boat Division
General Dynamics Corporation
Groton, Connecticut 06340

Industry & Research Inst. (cont'd)

Dr. Wendt
Valley Forge Space Technology Cen.
General Electric Company
Valley Forge, Pennsylvania 10418

Dr. Joshua E. Greenspon
J. G. Engr. Research Associates
3831 Menlo Drive
Baltimore, Maryland 21215

Dr. Walt. D. Pilkey
ITT Research Institute
10 West 35 Street
Chicago, Illinois 60616

Library Newport News Shipbuilding
& Dry Dock Company
Newport News, Virginia 23607

Mr. J. I. Gonzalez
Engr. Mech. Lab.
Martin-Marietta
MP - 233
P. O. Box 5837
Orlando, Florida 32805

Dr. E. A. Alexander
Research Department
Rocketdyne D. W., NAA
6633 Canoga Avenue
Canoga Park, California 91304

Mr. Cezar P. Nuguid
Deputy Commissioner
Philippine Atomic Energy
Commission
Manila, Philippines

Dr. M. L. Merritt
Division 5412
Sandia Corporation
Sandia Base
Albuquerque, New Mexico 87115

Director
Ship Research Institute
Ministry of Transportation
700, SHINKAWA
Mitaka
Tokyo, Japan

Dr. H. N. Abramson
Southwest Research Institute
8500 Culebra Road
San Antonio, Texas 78206

Dr. R. C. DeHart
Southwest Research Institute
8500 Culebra Road
San Antonio, Texas 78206

Dr. M. L. Baron
Paul Weidlinger, Consulting Engr.
777 Third Avenue, 22nd Floor
New York, New York 10017

Mr. Roger Weiss
High Temp. Structs. & Materials
Applied Physics Lab.
8621 Georgia Avenue.
Silver Spring, Maryland

Mr. William Caywood
Code BBE
Applied Physics Laboratory
8621 Georgia Avenue
Silver Spring, Maryland

Mr. M. J. Berg
Engineering Mech. Laboratory
Bldg. R-1, Rm. 1104A
TRW Systems
1 Space Park
Redondo Beach, California 90278

DOCUMENT CONTROL DATA - R & D

(Security classification of title, body of abstract and indexing annotation must be entered when the overall report is classified)

1. ORIGINATING ACTIVITY (Corporate author)		2a. REPORT SECURITY CLASSIFICATION	
North Carolina State University Raleigh, North Carolina		Unclassified	
2b. GROUP			
3. REPORT TITLE			
Some One-Dimensional Solutions of Nonlinear Waves of a Rate-Sensitive, Elastoplastic Material			
4. DESCRIPTIVE NOTES (Type of report and inclusive dates)			
5. AUTHOR(S) (First name, middle initial, last name)			
Burniston, E. E. Chang, T. S.			
6. REPORT DATE	7a. TOTAL NO. OF PAGES	7b. NO. OF REFS	
January 1970	30 + 4	22	
8a. CONTRACT OR GRANT NO.	9a. ORIGINATOR'S REPORT NUMBER(S)		
N00014-68-A-0187	70-1		
b. PROJECT NO.	9b. OTHER REPORT NO(S) (Any other numbers that may be assigned this report)		
c.			
d.			
10. DISTRIBUTION STATEMENT			
Qualified requesters may obtain copies of this report from DDC.			
11. SUPPLEMENTARY NOTES		12. SPONSORING MILITARY ACTIVITY	
		Advanced Research Projects Agency Washington, D. C. 20301	
13. ABSTRACT			
<p>Two classes of closed form solutions of one-dimensional, nonlinear waves of a rate-sensitive, elastoplastic material are reported. One class of these solutions is self-similar and the other class consists of constant speed propagations. Applications of these solutions to unsteady motions behind propagating discontinuities are also considered.</p>			