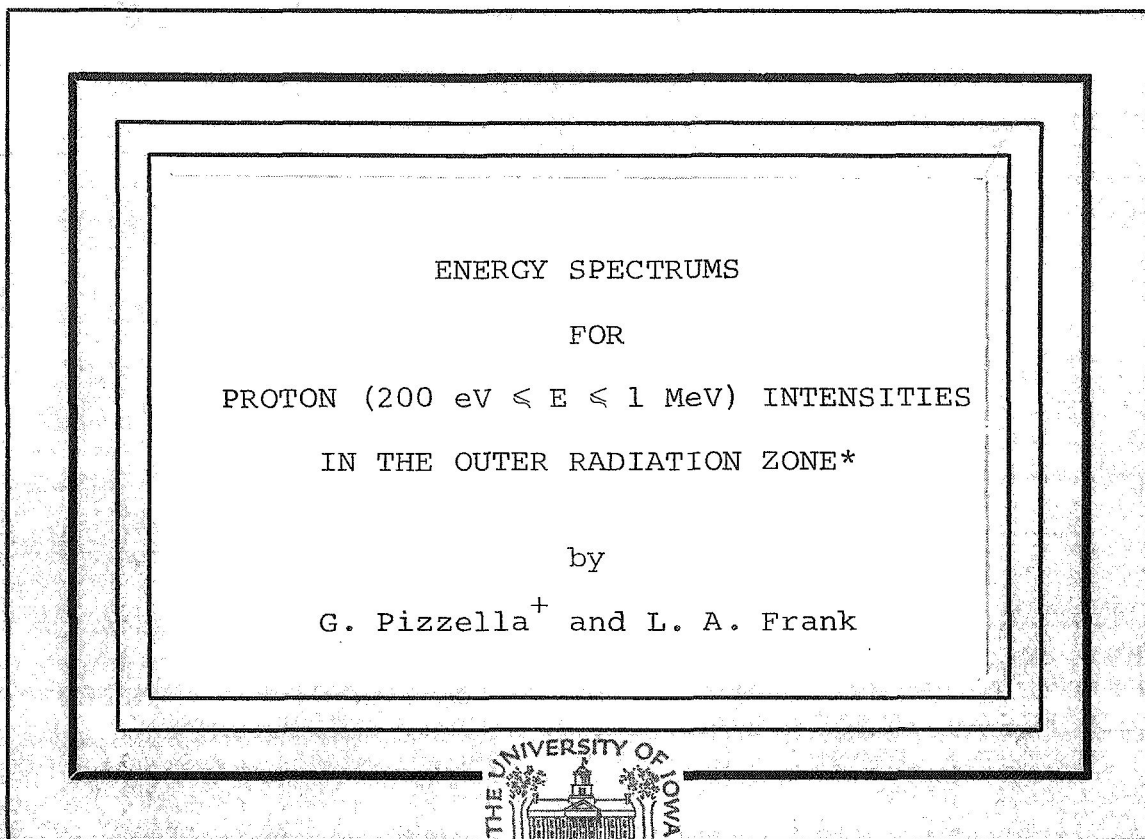


GR112865

N70-36926



**CASE FILE  
COPY**

This work was supported in part by the  
Office of Naval Research under Contract  
No. N00014-68-A-0195-0J03

Department of Physics and Astronomy  
**THE UNIVERSITY OF IOWA**

Iowa City, Iowa

ENERGY SPECTRUMS  
FOR  
PROTON ( $200 \text{ eV} \leq E \leq 1 \text{ MeV}$ ) INTENSITIES  
IN THE OUTER RADIATION ZONE\*

by  
G. Pizzella<sup>+</sup> and L. A. Frank

July 1970

Department of Physics and Astronomy  
The University of Iowa  
Iowa City, Iowa 52240

REPRODUCTION IN WHOLE OR IN PART IS PERMITTED  
FOR ANY PURPOSE OF THE UNITED STATES GOVERNMENT

\*Research supported in part by the National Aeronautics and Space Administration under contract NAS5-2054 and grant NGL-16-001-002 and by the Office of Naval Research under contract N000-14-68-A-0196-0003.

<sup>+</sup>On leave of absence from the University of Rome, Rome, Italy.

Distribution of this document is unlimited.

## DOCUMENT CONTROL DATA - R&amp;D

(Security classification of title, body of abstract and indexing annotation must be entered when the overall report is classified)

1. ORIGINATING ACTIVITY (Corporate author) University of Iowa Department of Physics and Astronomy		2a. REPORT SECURITY CLASSIFICATION UNCLASSIFIED	
		2b. GROUP	
3. REPORT TITLE Energy Spectrums for Proton ( $200 \text{ eV} \leq E \leq 1 \text{ MeV}$ ) Intensities in the Outer Radiation Zone			
4. DESCRIPTIVE NOTES (Type of report and inclusive dates) Progress July 1970			
5. AUTHOR(S) (Last name, first name, initial) Pizzella, G., and Frank, L. A.			
6. REPORT DATE July 1970	7a. TOTAL NO. OF PAGES 16	7b. NO. OF REFS 19	
8a. CONTRACT OR GRANT NO. N000-14-68-A-0196-0003	9a. ORIGINATOR'S REPORT NUMBER(S) U. of Iowa 70-40		
b. PROJECT NO.	9b. OTHER REPORT NO(S) (Any other numbers that may be assigned this report)		
c.			
d.			
10. AVAILABILITY/LIMITATION NOTICES Distribution of this document is unlimited.			
11. SUPPLEMENTARY NOTES		12. SPONSORING MILITARY ACTIVITY Office of Naval Research	
13. ABSTRACT  The directional, differential spectrums of proton intensities mirroring near the magnetic equator in the outer radiation zone are obtained for the energy range $200 \text{ eV} \leq E \leq 1 \text{ MeV}$ with measurements from the spacecrafts OGO 3, Explorers 12 and 14 and Mariner 4. Several implications of these observational results with respect to current magnetospheric models of diffusion and acceleration mechanisms are discussed.			

14. KEY WORDS	LINK A		LINK B		LINK C	
	ROLE	WT	ROLE	WT	ROLE	WT
Outer Radiation Zone Extraterrestrial Ring Current Radial Diffusion						

INSTRUCTIONS

1. **ORIGINATING ACTIVITY:** Enter the name and address of the contractor, subcontractor, grantee, Department of Defense activity or other organization (*corporate author*) issuing the report.

2a. **REPORT SECURITY CLASSIFICATION:** Enter the overall security classification of the report. Indicate whether "Restricted Data" is included. Marking is to be in accordance with appropriate security regulations.

2b. **GROUP:** Automatic downgrading is specified in DoD Directive 5200.10 and Armed Forces Industrial Manual. Enter the group number. Also, when applicable, show that optional markings have been used for Group 3 and Group 4 as authorized.

3. **REPORT TITLE:** Enter the complete report title in all capital letters. Titles in all cases should be unclassified. If a meaningful title cannot be selected without classification, show title classification in all capitals in parenthesis immediately following the title.

4. **DESCRIPTIVE NOTES:** If appropriate, enter the type of report, e.g., interim, progress, summary, annual, or final. Give the inclusive dates when a specific reporting period is covered.

5. **AUTHOR(S):** Enter the name(s) of author(s) as shown on or in the report. Enter last name, first name, middle initial. If military, show rank and branch of service. The name of the principal author is an absolute minimum requirement.

6. **REPORT DATE:** Enter the date of the report as day, month, year, or month, year. If more than one date appears on the report, use date of publication.

7a. **TOTAL NUMBER OF PAGES:** The total page count should follow normal pagination procedures, i.e., enter the number of pages containing information.

7b. **NUMBER OF REFERENCES:** Enter the total number of references cited in the report.

8a. **CONTRACT OR GRANT NUMBER:** If appropriate, enter the applicable number of the contract or grant under which the report was written.

8b, 8c, & 8d. **PROJECT NUMBER:** Enter the appropriate military department identification, such as project number, subproject number, system numbers, task number, etc.

9a. **ORIGINATOR'S REPORT NUMBER(S):** Enter the official report number by which the document will be identified and controlled by the originating activity. This number must be unique to this report.

9b. **OTHER REPORT NUMBER(S):** If the report has been assigned any other report numbers (*either by the originator or by the sponsor*), also enter this number(s).

**AVAILABILITY/LIMITATION NOTICES:** Enter any limitations on further dissemination of the report, other than those

imposed by security classification, using standard statements such as:

- (1) "Qualified requesters may obtain copies of this report from DDC."
- (2) "Foreign announcement and dissemination of this report by DDC is not authorized."
- (3) "U. S. Government agencies may obtain copies of this report directly from DDC. Other qualified DDC users shall request through \_\_\_\_\_."
- (4) "U. S. military agencies may obtain copies of this report directly from DDC. Other qualified users shall request through \_\_\_\_\_."
- (5) "All distribution of this report is controlled. Qualified DDC users shall request through \_\_\_\_\_."

If the report has been furnished to the Office of Technical Services, Department of Commerce, for sale to the public, indicate this fact and enter the price, if known.

11. **SUPPLEMENTARY NOTES:** Use for additional explanatory notes.

12. **SPONSORING MILITARY ACTIVITY:** Enter the name of the departmental project office or laboratory sponsoring (*paying for*) the research and development. Include address.

13. **ABSTRACT:** Enter an abstract giving a brief and factual summary of the document indicative of the report, even though it may also appear elsewhere in the body of the technical report. If additional space is required, a continuation sheet shall be attached.

It is highly desirable that the abstract of classified reports be unclassified. Each paragraph of the abstract shall end with an indication of the military security classification of the information in the paragraph, represented as (TS), (S), (C), or (U).

There is no limitation on the length of the abstract. However, the suggested length is from 150 to 225 words.

14. **KEY WORDS:** Key words are technically meaningful terms or short phrases that characterize a report and may be used as index entries for cataloging the report. Key words must be selected so that no security classification is required. Identifiers, such as equipment model designation, trade name, military project code name, geographic location, may be used as key words but will be followed by an indication of technical context. The assignment of links, roles, and weights is optional.

Over the past several years in situ observations of the charged particle distributions within the earth's outer radiation zone have established the existence of large intensities of protons within the energy range  $200 \text{ eV} \leq E \leq 1 \text{ MeV}$  in this region. This proton distribution has been surveyed for the most part by two instruments. A scintillator-photomultiplier instrument flown by Davis on Explorers 12 and 14 [Davis and Williamson, 1963, 1966; Davis, 1965] yielded early measurements of the proton intensities within the energy range  $100 \text{ keV} \leq E \leq 1 \text{ MeV}$ . These observations provided the impetus for advancing radial diffusion models for acceleration of energetic outer-zone protons [cf. Dungey, et al, 1965; Nakada and Mead, 1965; Nakada, et al, 1965; Hess, 1966]. An extensive critique of the relationship of these proton intensities with those observed at higher energies,  $E \geq 1 \text{ MeV}$ , has been given by Hess [1968]. Later the intensities of lower-energy protons,  $200 \text{ eV} \leq E \leq 50 \text{ keV}$ , were surveyed with a sensitive electrostatic analyzer array

flown on OGO 3 [Frank, 1967b, 1970b; Swisher and Frank, 1968; Frank and Owens, 1970]. These lower-energy proton distributions within the outer radiation zone are responsible in large part for the distortion of the distant magnetosphere by virtue of their relatively large energy densities and are fundamental to an eventual understanding of auroral and magnetotail phenomena. Enhancements of these proton intensities, i.e., of the extraterrestrial ring current, are mainly responsible for the decreases of magnetic field intensities measured at the earth's equator during main-phase geomagnetic storms.

Our present interest is directed toward demonstrating that both the high- and low-energy proton distributions measured by the two aforementioned instruments are in fact the same proton distribution, i.e., the Explorer 12 and 14 observations of proton intensities at  $100 \text{ keV} \leq E \leq 1 \text{ MeV}$  are measurements of the high-energy 'tail' of the ring-current proton spectrums measured with OGO 3 over  $4.5 \leq L \leq 6.0 R_E$  ( $R_E$ , earth radii). To our knowledge only one attempt at comparing these two series of observations has been published [Frank, 1967a]. This comparison was presented for two individual measurements differing significantly in

both year of measurement and local time; no viable functional fit to the entire energy spectrum was, or could be, offered on the basis of such limited observations.

Two exemplary proton differential energy spectrums within the extraterrestrial ring current for a period of relative magnetic quiescence on 1 July 1966 are presented in Figure 1. The instrument measured protons mirroring within  $15^\circ$  of the magnetic equator. Characteristics of these individual observations of present interest are (1) a maximum of differential intensities at  $\sim 10$  keV and (2) smoothly declining differential intensities over the energy range extending from  $\sim 10$  keV through the lower energy range to  $\sim 200$  eV. Individual observations such as those presented in Figure 1 demonstrate the general character of the proton spectrums within the extraterrestrial ring current; however, due to large temporal fluctuations of intensities [cf. Frank, 1967b] it is necessary to obtain average energy spectrums for an extended period of observations in order to compare these observations with those of higher energy protons with Explorers 12 and 14. The average differential energy spectrums of proton intensities over the energy range  $500 \text{ eV} \leq E \leq 50 \text{ keV}$

for an extended period of observations during June through July 1966 were obtained from the published survey of these proton intensities by Frank and Owens [1970]. Measurements during the periods of two moderate main-phase magnetic storms were not included. The results of this averaging for  $L = 4.5, 5.0$  and  $6.0$  are summarized in Figure 2. The units for the ordinate scale for all observations shown in Figure 2 are directional, differential proton intensities at equatorial pitch angles  $\alpha_0 = 90^\circ (\pm 10^\circ)$ .

The observations of intensities of higher energy protons  $100 \text{ keV} \leq E \leq 1 \text{ MeV}$  as given by Davis [cf. Nakada and Mead, 1965] at  $L = 4.5, 5.0$  and  $6.0$  and with equatorial pitch angles  $\alpha_0 = 90^\circ$  are also summarized in Figure 2. These measurements were gained with an instrument measuring directional, integral intensities. Hence, in order to convert the integral intensities to corresponding differential intensities, we have subtracted corresponding integral intensities for adjacent energy thresholds of the instrument and have divided these intensity differences by the energy range, in eV, between the adjacent energy thresholds. The horizontal bars for the Explorer 12 observations as shown in Figure 2 are coincident with these energy ranges. For comparison with these



results we have included two measurements with a surface barrier detector flown on Mariner 4 [Krimigis and Armstrong, 1966] for the proton spectrums at  $L = 4.5$  and  $L = 5.0$ . These differential intensities were calculated from observations of integral intensities via the aforementioned method. We judge that the conversion of all these measurements to a homogeneous set of units, i.e., protons  $(\text{cm}^2\text{-sec-sr-eV})^{-1}$ , is accurate to  $\sim 30\%$ . The largest errors, almost impossible to evaluate, may possibly arise from the disparity among the periods of measurements: Explorer 12 (1961), Mariner 4 (1964) and OGO 3 (1966). However, the overall agreement among these three series of observations as summarized in Figure 2 is indicative of no severe differences in average proton intensities, i.e., by factors  $\geq 2$  or 3, for these periods of observations [cf. Davis and Williamson, 1966]. Simultaneous observations of the proton spectrums over the entire energy range  $200 \text{ eV} \leq E \leq 1 \text{ MeV}$  would be obviously worthwhile in critically examining this conclusion.

We have examined several simple functions, including power laws and exponentials, with the intent to conveniently summarize the present observations of differential spectrums

of proton intensities over the energy range  $200 \text{ eV} \leq E \leq 1 \text{ MeV}$  and find that the directional, differential proton spectrums can be approximated with reasonable accuracy by

$$\frac{dJ}{dE} = K \sqrt{\frac{E}{E_*}} \exp\left(-\sqrt{\frac{E}{E_*}}\right)$$

where  $\frac{dJ}{dE}$  is the directional, differential intensity of protons mirroring at the magnetic equator and  $K$  and  $E_*$  are functions of shell parameter  $L$ . Values for  $E_*$  which most accurately reproduce the differential energy spectrums for the observations at  $L = 4.5, 5.0$  and  $6.0$  shown in Figure 2 are  $8.0, 6.0$  and  $3.5 \text{ keV}$ , respectively.  $E_*$  increases with decreasing values of shell parameter  $L$ . The dashed lines are the corresponding calculated spectrums. It should be noted here that Davis [1965] has invoked an exponential function as a best fit to the Explorer observations of directional, integral proton intensities mirroring at the magnetic equator, i.e.,

$$J(>E) = C \exp\left(-\frac{E}{E_0}\right)$$

where  $J(>E)$  is the directional, integral intensity of protons with energy greater than  $E$  and  $C$  and  $E_0$  are functions of shell parameter  $L$ . Typical values for  $E_0$  at  $L = 4.5$  and  $6.0$

are 150 keV and 60 keV, respectively. This exponential fit cannot qualitatively reproduce the present observational result of decreasing differential intensities with decreasing energy for proton energies  $\leq 5$  keV (cf. Figures 1 and 2).

The overall continuous character of the proton spectrums over the entire energy range  $200 \text{ eV} \leq E \leq 1 \text{ MeV}$ , i.e., a broad proton spectrum with a single maximum of differential intensities at 5 to 10 keV and monotone decreasing intensities with lower and higher proton energy, appears to indicate that this entire proton distribution is related via a common source and/or acceleration mechanism(s). Hence any proposed model or mechanism forwarded to account for this proton distribution, such as radial diffusion inward from a more distant region of the magnetosphere [cf. Nakada, et al, 1965; Dungey, et al, 1965] or acceleration of exospheric ions via stochastic resonance interactions with electromagnetic radiation [cf. Pizzella, 1970; Pizzella, et al, 1970], should contend with details of the entire proton distribution over the energy range  $200 \text{ eV} \leq E \leq 1 \text{ MeV}$ . With regard to radial diffusion models for acceleration of outer zone protons we note (1) the general character of the proton spectrums shown in Figure 2 relating the extraterrestrial ring-current proton

spectrums with the higher energy proton spectrum,  $E \geq 100$  keV, observed by Davis and (2) the current evidences strongly implying that the ring-current and plasma sheet proton distributions beyond  $L \approx 6.5$  are the signatures, at least in part, of large-scale magnetospheric convection [cf. Axford, 1969; Brice, 1967; Frank, 1970a, b]. On the basis of the above comments we suggest that the appropriate source (boundary) region for models of radial diffusion of protons into the outer radiation zone is not located at the magnetopause as previously suggested [cf. Nakada, et al, 1965; Hess, 1968] but in the vicinity of the earthward edge of the quiet-time extraterrestrial ring current at  $L \approx 6.5 R_E$ .

Acknowledgements

This research was supported in part by the National Aeronautics and Space Administration under contract NAS5-2054 and grant NGL-16-001-002 and by the Office of Naval Research under contract N000-14-68-A-0196-0003.

References

- Axford, W. I., Magnetospheric convection, Magnetospheric Physics, ed. by D. J. Williams and G. D. Mead, William Byrd Press, 421-459, 1969, and Rev. of Geophysics, 7, nos. 1 and 2, 379-419, 1969.
- Brice, N., Bulk motion of the magnetosphere, J. Geophys. Res., 72, 5193-5211, 1967.
- Davis, L. R., Low energy trapped protons and electrons, in Proc. Plasma Space Sci. Symp., ed. by C. C. Chang and S. S. Huang, 212-226, D. Reidel Publishing Co., Dordrecht, Holland, 1965.
- Davis, L. R., and J. M. Williamson, Low-energy trapped protons, Space Research III, 365-375, 1963.
- Davis, L. R., and J. M. Williamson, Outer zone protons, Radiation Trapped in the Earth's Magnetic Field, ed. by B. M. McCormac, D. Reidel Publishing Co., Dordrecht, Holland, 215-230, 1966.
- Dungey, J. W., W. N. Hess, and M. P. Nakada, Theoretical studies of protons in the outer radiation belt, Space Research V, 399-403, 1965.

- Frank, L. A., Several observations of low-energy protons and electrons in the earth's magnetosphere with OGO 3, J. Geophys. Res., 72, 1905-1916, 1967a.
- Frank, L. A., On the extraterrestrial ring current during geomagnetic storms, J. Geophys. Res., 72, 3753-3767, 1967b.
- Frank, L. A., Direct detection of asymmetric increases of extraterrestrial 'ring current' proton intensities in the outer radiation zone, J. Geophys. Res., 75, 1263-1268, 1970a.
- Frank, L. A., On the relationship of the plasma sheet, ring current, trapping boundary and plasmopause near the magnetic equator and local midnight, U. of Iowa Res. Rep. 70-33, also J. Geophys. Res. (submitted for publication), 1970b.
- Frank, L. A., and H. D. Owens, Omnidirectional intensity contours of low-energy protons ( $0.5 \leq E \leq 50$  keV) in the earth's outer radiation zone at the magnetic equator, J. Geophys. Res., 75, 1269-1278, 1970.
- Hess, W. N., Source of outer zone protons, Radiation Trapped in the Earth's Magnetic Field, ed. by B. M. McCormac, D. Reidel Publishing Co., Dordrecht, Holland, 352-368, 1966.

- Hess, W. N., The Radiation Belt and Magnetosphere, Blaisdell Publishing Co., Waltham, Mass., 211-250, 1968.
- Krimigis, S. M., and T. P. Armstrong, Observations of protons in the magnetosphere with Mariner IV, J. Geophys. Res., 71, 4641-4650, 1966.
- Nakada, M. P., J. W. Dungey, and W. N. Hess, On the origin of outer-belt protons, 1., J. Geophys. Res., 70, 3529-3532, 1965.
- Nakada, M. P., and G. D. Mead, Diffusion of protons in the outer radiation belt, J. Geophys. Res., 70, 4777-4791, 1965.
- Pizzella, G., Mechanism for the origin of the Van Allen belt, U. of Iowa Res. Rep. 70-9, 1970.
- Pizzella, G., G. Knorr, and B. A. Randall, On the origin of the Van Allen protons, U. of Iowa Res. Rep. 70-10, 1970.
- Swisher, R. L., and L. A. Frank, Lifetimes for low-energy protons in the outer radiation zone, J. Geophys. Res., 73, 5665-5672, 1968.



Figure Captions

- Figure 1. Directional, differential energy spectrums of proton intensities within the extra-terrestrial ring current at  $L = 5.35$  and  $5.71$  at low magnetic latitudes on 1 July 1966. These protons were observed at local pitch angles,  $\alpha_d$  (dipole field), with mirror points within  $15^\circ$  of the magnetic equator. The calculated dipole field,  $B_d$ , at the position of the spacecraft OGO-3 is also given for each L-value.
- Figure 2. Directional, differential spectrums of proton intensities over the energy range  $200 \text{ eV} \leq E \leq 1 \text{ MeV}$  and mirroring at the magnetic equator as compiled from observations with OGO 3 [Frank and Owens, 1970], Explorer 12 [Davis and Williamson, 1966] and Mariner 4 [Krimigis and Armstrong, 1966]. The ordinate scales for the proton spectrums at  $L = 4.5, 5.0$  and  $6.0$  have been displaced by factors of 10 as noted on the

Figure 2.  
(cont.)

left-hand ordinate scale, i.e., maximum differential intensities are  $\sim 10^3$  protons  $(\text{cm}^2\text{-sec-sr-eV})^{-1}$  at  $\sim 10$  keV for each spectrum. The horizontal bars for each measurement indicate the effective energy bandpasses of the instruments. These observed proton spectrums can be approximated with reasonable accuracy over the entire energy range by the function

$$\frac{dJ}{dE} \propto \sqrt{\frac{E}{E_*}} \exp \left[ - \sqrt{\frac{E}{E_*}} \right]$$

(see text). Appropriate values for  $E_*$  are 8.0, 6.0 and 3.5 keV at  $L = 4.5, 5.0$  and 6.0, respectively.

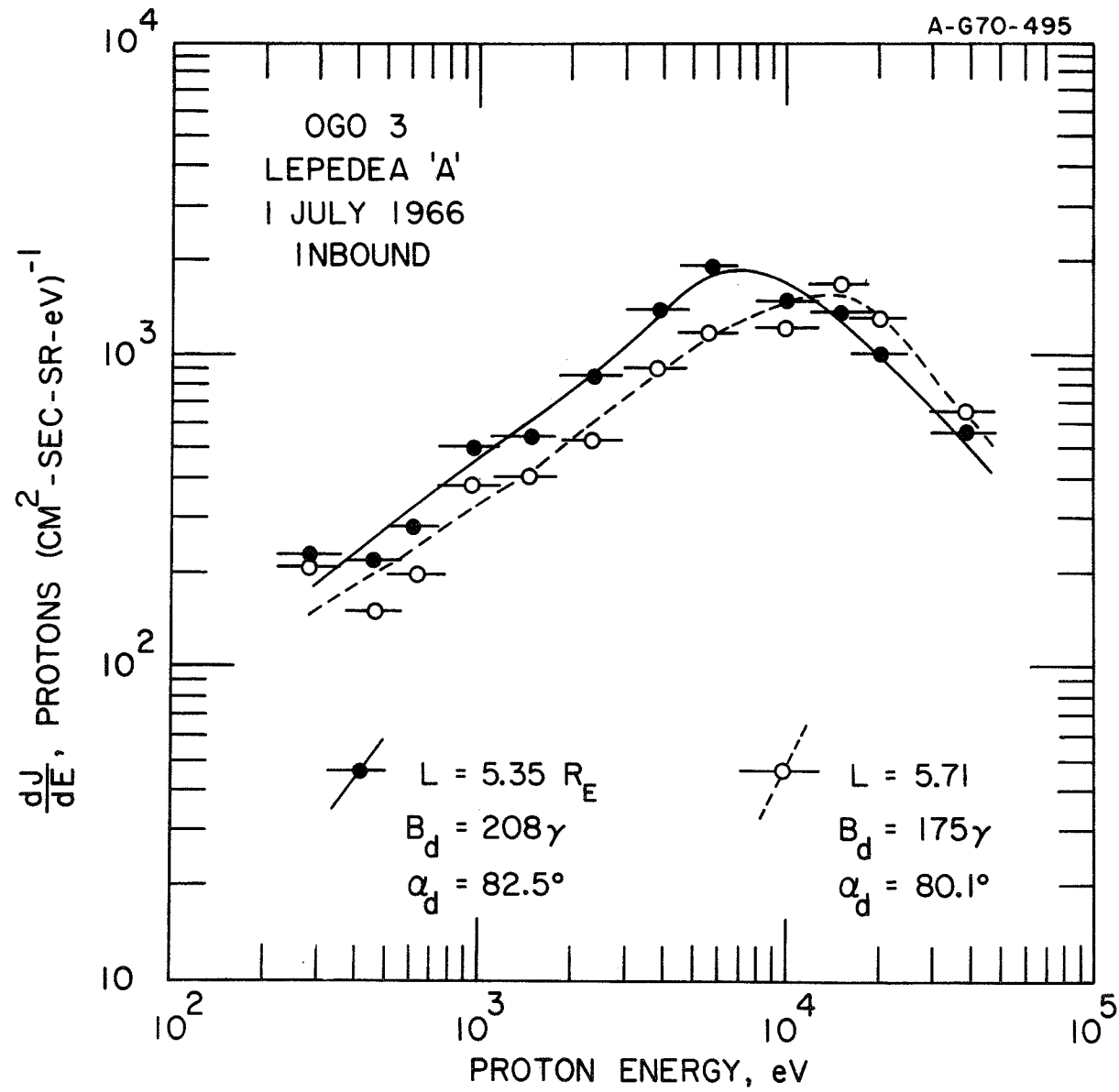


Figure 1

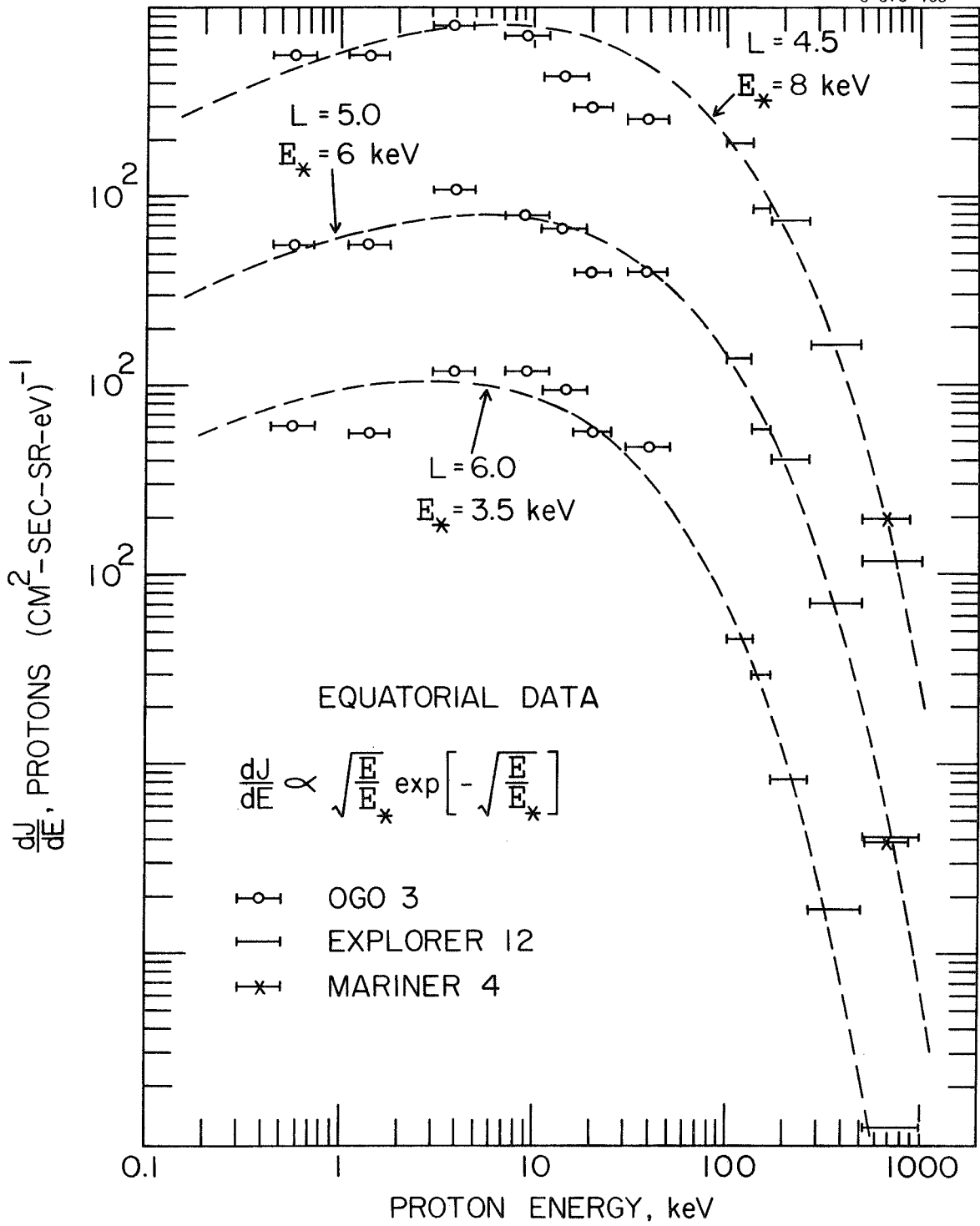


Figure 2