

N 11-18950

**NASA CONTRACTOR
REPORT**

NASA CR-61339

**BALLOON-BORNE HUMIDITY AND
AEROSOL SENSORS**

By D. G. Murcray and D. B. Barker

**Department of Physics
University of Denver
Denver, Colorado 80210**

February 16, 1971

**CASE FILE
COPY**

Prepared for

**NASA - GEORGE C. MARSHALL SPACE FLIGHT CENTER
Marshall Space Flight Center, Alabama 35812**

1. REPORT NO. NASA CR-61339		2. GOVERNMENT ACCESSION NO.		3. RECIPIENT'S CATALOG NO.	
4. TITLE AND SUBTITLE BALLOON-BORNE HUMIDITY AND AEROSOL SENSORS				5. REPORT DATE February 16, 1971	
				6. PERFORMING ORGANIZATION CODE	
7. AUTHOR(S) D. G. Murcray and D. B. Barker				8. PERFORMING ORGANIZATION REPORT #	
9. PERFORMING ORGANIZATION NAME AND ADDRESS Department of Physics University of Denver Denver, Colorado 80210				10. WORK UNIT NO.	
				11. CONTRACT OR GRANT NO. NAS8-30179	
				13. TYPE OF REPORT & PERIOD COVERED CONTRACTOR	
12. SPONSORING AGENCY NAME AND ADDRESS NASA Washington, D. C.				14. SPONSORING AGENCY CODE	
				15. SUPPLEMENTARY NOTES Contract Monitor: D. W. Camp, Aerospace Environment Division, Aero-Astroynamics Laboratory, Marshall Space Flight Center.	
16. ABSTRACT <p>A state-of-the-art survey of humidity and aerosol sensors emphasized those techniques and instruments that could possibly be used with nonrecoverable rawinsonde balloon type packages to explore the first 20 km of the atmosphere. A literature search plus discussions with investigators active in this field provided background data for a study of promising techniques. Theoretical and experimental analyses established the feasibility of sensing atmospheric humidity through IR emission.</p>					
17. KEY WORDS Water Vapor Concentration IR Emission Humidity and Aerosol Sensors			18. DISTRIBUTION STATEMENT FOR PUBLIC RELEASE: <i>WVK</i> <i>E. D. Geissler</i> E. D. Geissler Director, Aero-Astroynamics Laboratory		
19. SECURITY CLASSIF. (of this report) UNCLASSIFIED		20. SECURITY CLASSIF. (of this page) UNCLASSIFIED		21. NO. OF PAGES 42	22. PRICE \$3.00

FOREWORD

Current atmospheric studies of interest to the meteorological and aerospace communities have indicated the need for more detailed information than is currently available with regard to water vapor concentration and aerosol sizes and concentrations in the lower 20 km of the atmosphere. A program to measure these quantities over a significantly wide range of spatial and temporal variables would not be economically feasible without accurate, inexpensive sensors that could be flown and monitored by telemetry on small rawinsonde type balloons. The objectives of the program described in this report were to 1) Survey existing (and previously developed) instrumentation which is capable of detecting particulate matter and humidity in the first 20 km of the atmosphere, 2) Assess the potential of each technique for yielding a lightweight, remote sensor that could be developed with sufficient accuracy and reliability and produced economically, 3) From the current research and development activity project sensor availability in the near future, 4) In discussions with the sponsor determine if any particular sensor concept should be studied in more detail for contractor development, and 5) If it is so determined, proceed with study, development and analysis.

During the course of this study a number of persons in our laboratory contributed to the success of various portions of the program: John Williams participated in discussions of IR capabilities; Aharon Goldman and John Van Allen assisted in theoretical calculations and data reduction; John Kusters and Troy Dow were responsible for many of the details of the balloon flight program.

TABLE OF CONTENTS

	<u>Page</u>
FORWARD	iii
LIST OF FIGURES	v
INTRODUCTION	1
I. HUMIDITY SENSING	2
A. STATE OF THE ART	2
B. IR EMISSION STUDIES	6
C. FUTURE WORK	10
II. AEROSOL SENSING	14
A. STATE OF THE ART	14
B. PROJECTIONS	18
APPENDIX A - HUMIDITY BIBLIOGRAPHY	28
APPENDIX B - AEROSOL BIBLIOGRAPHY	32

LIST OF FIGURES

1. Filter radiometer.
2. Bandpass filter characteristics.
3. Air temperature calculated from radiometer data compared with radiosonde measurements on 13 June 1970.
4. Air temperature calculated from radiometer data compared with radiosonde measurements on 11 July 1970.
5. Water vapor radiance calculated from radiometer data for 13 June 1970.
6. Water vapor radiance calculated from radiometer data for 11 July 1970.
7. Water vapor mixing ratio calculated from radiometer data using a linear approximation. 13 June 1970.
8. Water vapor mixing ratio calculated from radiometer data using a linear approximation. 11 July 1970.

BALLOON-BORNE HUMIDITY AND AEROSOL SENSORS

Recent widespread interest in atmospheric phenomena related to meteorology, pollution and aviation has emphasized the need for more complete and accurate data on temperature, humidity, density, winds, turbulence, composition and other parameters of the atmosphere. Two limited aspects of this broad field were dealt with in the study being reported: instrumentation to detect and measure humidity and aerosols. Emphasis was placed on expendable, light-weight rawinsonde-type instruments for probing the lower 20 km of the atmosphere.

The study began with a state-of-the-art survey which was primarily a literature search, although discussions were held with a limited number of other investigators active in these fields. The literature survey was initiated with a Retrospective Search performed by the Technology Application Center at the University of New Mexico. Obvious gaps in coverage of their report were then filled in with a standard library search using abstract sources and by working back in time from literature references in current articles. The study was carried back to about 1925 on the assumption that a technique which was investigated but not found feasible earlier might be feasible with current technology. From the abstracts and available reviews, articles and reports that appeared to be pertinent were selected and copies obtained for a more detailed analysis.

Several of the techniques being investigated, some of them extensively, show promise, and useful remote sensors of aerosols and humidity may be developed from the current research. Other techniques which appear feasible have received little attention. One of these, the detection of water vapor by infrared emission, has significant merit and was chosen for further theoretical and experimental investigation, since it is compatible with available laboratory facilities and the investigators' experience.

I. HUMIDITY SENSING

The volume of literature in the area of humidity detection is staggering. Bibliographies with thousands of entries could easily be compiled. Although many articles deal with industrial processes and air conditioning, much of the literature applies directly to atmospheric measurements because of the extensive research and development in radiosonde sensors. Fortunately, much of the available knowledge has been brought together and distilled in the four-volume report, Humidity and Moisture, of the First International Symposium on Humidity and Moisture held in Washington, D. C. in 1963. Our literature search concentrated mainly on the subsequent period although in some areas earlier references are significant.

Another valuable source of information was the conference on "Water Measurement Techniques for Mars" held at the Jet Propulsion Laboratory on 21 May 1969 which one of the authors (DCM) attended. The major objective of the Viking soft landing planned for 1974 will be to measure the water vapor on Mars. The conference was called to consider all possible techniques for making these measurements; hence, many of the people who are currently working on water vapor measuring instruments were present. The informative discussions centered around the capabilities of each technique to make the desired measurements. A point of interest was the lack of any new techniques for measuring water vapor.

A. STATE OF THE ART

Of the many schemes and techniques that have been proposed for humidity sensing, four basic processes with specific forms of implementation appear to have the required sensitivity and other characteristics for the balloon application under consideration.

1. Sorption

Aluminum Oxide - The electrical properties of a layer of Al_2O_3 depend very strongly on the amount of water vapor adsorbed on the

layer, which in turn depends on the vapor pressure of the water in the air surrounding the surface. The use of this property to measure atmospheric humidity has been investigated by a number of groups in the United States, England and Japan. It is currently being manufactured as a unit by Panametrics.* The manufacturer claims the unit is capable of measuring frost points well below -100 C. The accuracy of measurements made has been the subject of considerable controversy. Investigators who have attempted to use the unit have found the results obtained depended on many factors, a number of which could not be controlled during field use. The manufacturer on the other hand claims that the inconsistencies in the results obtained by the users has been due to faulty experimental techniques. If the problems associated with using the units can be solved, this method would be suitable for use as a balloon-borne hygrometer system.

Piezoelectric Sorption Detector - The resonant frequency of a quartz crystal is basically a function of crystal parameters and physical dimensions. However, certain crystalline orientations are particularly sensitive to any material added to the surface. This property has been used as a means of developing an ultrasensitive mass detector. By coating the crystal surface with a material that absorbs a particular molecule, the system can be used as a selective detector. This property has been used to make a hygrometer by coating a quartz crystal with a strongly hygroscopic material. The instrument can be made fairly sensitive; however, sensitivity is achieved with a loss in speed of response and it is doubtful whether the unit could be made to work in the stratosphere without increasing the frost point of the sampled air by pumping. This possibility should not be ruled out since the accuracy of most techniques could be improved by increasing the absolute humidity of the sample.

Cobalt Oxide - On the basis of patent claims (1967, assigned to IBM), the CoO unit should be considered for further development. The CoO crystalline surface appears to adsorb water vapor causing

* Panametrics, Inc., Waltham, Mass. See Chleck, Appendix A, p. 28

the electrical resistance to vary exponentially (4 or 5 orders of magnitude from 0% to 100% RH). Further claims include low temperature coefficient, negligible hysteresis and immunity to air pollutants. We have, however, been unable to obtain any more information about the device either in the literature or from inquiries to IBM.

2. Frost Point

This technique was first developed by Dobson and Brewer in the early 1940's. It consists of measuring the temperature of a mirror surface that is maintained at the frost point. In the Dobson-Brewer instrument this was done manually and the measurements were limited to the altitudes which could be reached by aircraft. Barrett and coworkers in the early 1950's designed a small unit where the mirror was maintained at the frost point by means of a servomechanism. This unit was small enough to be carried aloft by small balloons and several ascents were made. This type of frost point measuring device has continued to receive considerable attention since that time. Various techniques have been used for sensing frost on the measuring surface and providing the signal required for control of its temperature; however, the units that are currently in production in the United States and in Japan still employ the optical head which relies on scattering by the frost layer for sensing its presence. These units as used by various investigators appear to work at least occasionally. Some ascents give anomalous results and it is subject to local contamination as are all point measuring instruments. The Japanese version of this unit is relatively inexpensive and suitable for use on a small balloon. It is built to be flown as a standard rawinsonde unit. The accuracy and reliability of the current unit are not known. The early units quite often gave very high humidity readings in the lower stratosphere and appear questionable in light of the results obtained by other investigators. The current version may fulfill the requirements of this program. The frost point instrument

has the additional advantage that it is an absolute instrument and if it is operating properly, should give a measurement of the atmospheric humidity directly without going through a calibration procedure.

3. Radiant Absorption and Emission

Ultraviolet Absorption - Water vapor has strong absorption features at wavelengths short of 3000\AA . The major atmospheric constituents as well as the minor constituents also have strong absorption features in the same wavelength regions. This has limited the use of this wavelength region for water vapor measurement. In addition the strong atmospheric absorptions by various molecules at the high altitudes preclude the use of the sun as a radiation source and hence limit this technique to short atmospheric paths achieved with internal sources which in turn has limited the sensitivity.

Infrared Techniques - Water vapor has a number of very strong absorption bands in the infrared region of the spectrum, whereas the major atmospheric constituents (O_2 , N_2) do not. These water vapor bands have been used by a number of investigators to determine the amount of humidity present at the higher altitudes. The techniques that have been used separate logically, from the standpoint of interpretation and experimental procedure, into absorption and emission systems. In the first, the absorption by water vapor as the radiation traverses a path from a source to a spectrally sensitive detector (filter radiometer, spectrometer, etc.) is measured. In most cases reported in the literature, the sun has been used as the radiation source for this type of measurement in the stratosphere. Attempts have been made to fly a source along with the detector and to detect the absorption over a short path close to the balloon; however, this technique has not had sufficient sensitivity for use in the stratosphere. The use of the sun as the source seriously limits the absorption technique.

Water vapor also emits strongly in those wavelength regions where it absorbs strongly. The emission, however, depends not only on the amount of absorption but also on the temperature. In order to use this technique, it is necessary to measure the temperature profile as well as the emission profile. While this technique has a number of shortcomings, it has been demonstrated to have the sensitivity required to make the measurement and it is possible to build the unit into a sonde type of device.

4. Mass Flow

In the phosphorous pentoxide sensor, the highly hygroscopic P_2O_5 is deposited between the electrodes of an electrolytic cell. Water vapor in the gas flowing through the cell is absorbed by the P_2O_5 and disassociated by an applied voltage. The resulting charge flow in the circuit is a direct measure of the mass of H_2O entering the cell. Although basically simple in concept and adequately sensitive for low humidities, the technique has a number of limitations: gas flow control is required to prevent saturation at high humidities; detailed mechanisms of cell operation are not known; ionic conduction causes electrode plating and shorting; time constants are long at lower temperatures; and recombinations of the gaseous dissociations products cause some uncertainties. However, for short term sonde applications, some of these problems are less significant, and the development of a simple pumped or diffusion flow control could yield a sensitive, absolute instrument.

B. INFRARED EMISSION STUDIES

Most of the potentially useful humidity sensors are being explored or developed by several laboratory groups or industrial concerns. However, the area of IR emission has received less support. It appeared that in terms of laboratory experience and facilities we were equipped to make a unique contribution to the development of this technique: a filter radiometer was available for use with minor modifications; calibration facilities were available; and several large

balloon flights were scheduled for another project on which the radiometer could be piggy-backed thus eliminating a major expense. In conference with the sponsor it was decided that a more detailed analysis of the IR emission profile plus several flights to assess the feasibility of the technique for small packages could make a significant contribution to the field of humidity sensing.

1. Theoretical Considerations

Consider the atmosphere above the balloon to consist of a number of layers where each layer is considered to be isothermal and the water vapor is uniformly mixed in the layer. The radiation emitted by the i^{th} layer will be given by

$$N_i(\lambda) = \epsilon_i(\lambda)\beta(\lambda T_i)$$

where ϵ_i is the emissivity of the layer at wavelength λ and $\beta(\lambda T_i)$ is the radiance of a black body at wavelength λ and temperature T_i . The radiation emitted by the i^{th} layer must traverse the layers between the balloon and the i^{th} layer hence radiation observed at the balloon from the i^{th} layer is given by

$$N_{oi}(\lambda) = \epsilon_i(\lambda)\beta(\lambda T_i)\tau_i(\lambda)$$

where τ_i is the atmospheric transmission between the balloon and the i^{th} layer. The observed radiance will be given by

$$N(\lambda) = \sum_{i=1}^n N_{oi}(\lambda) = \sum_{i=1}^n \epsilon_i(\lambda)\beta(\lambda T_i)\tau_i(\lambda)$$

as the balloon ascends the radiance will change and at the time the balloon has traversed the first layer the radiance will be given by

$$N(\lambda) = \sum_{i=2}^n N_{oi}(\lambda) = \sum_{i=2}^n \epsilon_i(\lambda)\beta(\lambda T_i)\tau_i(\lambda)$$

hence the change in radiance is

$$\Delta N(\lambda) = \epsilon_1(\lambda)\beta(\lambda T_1)\tau_1 = \epsilon_1(\lambda)\beta(\lambda T_1)$$

$$\text{since } \tau_1 = 1 \quad .$$

In practice the experimental data are obtained with an instrument that passes a band of wavelengths; hence, the quantity observed is given by

$$\Delta N = \int_{\lambda_1}^{\lambda_2} \Delta N(\lambda) d\lambda = \int_{\lambda_1}^{\lambda_2} \epsilon_1(\lambda) \beta(\lambda T_1) d\lambda$$

where λ_1 and λ_2 are the limits of the wavelength passed by the filter. Several factors had to be considered in choosing the wavelength interval to be used in the balloon radiometers. These included the characteristics of black body radiation at the temperature encountered in the upper troposphere and lower stratosphere, the absorption spectrum of water vapor, the availability and cost of filters, detectors, etc., for the various wavelength regions where water vapor absorbs strongly. The system chosen represented a compromise which it was felt would yield data concerning the feasibility of the techniques without being too expensive.

2. Experimental Program

In the modified filter radiometer (Figure 1) the incoming atmospheric radiation was focused by a 10 cm mirror onto a Reeder thermocouple detector with a KBr window. The focused beam was chopped by a segmented mirror chopper which on alternate half cycles imaged a temperature-monitored reference black body onto the detector. The thermocouple output, which thus represented the differential emission between the black body and the atmosphere, was amplified, synchronously rectified, and filtered to provide a voltage signal at a convenient monitoring level. A timing circuit alternately inserted into the optical path of one of two available stock filters (Figure 2). The filter centered close to $15\mu\text{m}$ was chosen as a system performance check since it passed radiation centered in the strong absorption due to the CO_2 and could give data on the atmospheric temperature close to the balloon-borne package. The other filter was chosen to lie in the wavelength region containing many strong

absorptions due to the rotational water vapor band. This choice of filter was not optimal as will be discussed in more detail below.

A mounting for the radiometer was added to an existing research instrument gondola which also supplied the necessary power and the signal processing required for telemetry and on-board recording of the reference black body temperature and radiometer output. Balloon flights were made from Holloman Air Force Base, New Mexico, with typical ascent rates of 3 m/s up to float altitude of 30 km. The radiometer had a look angle of 5° above horizontal.

After several test flights in which problems of variable amplifier gain and mirror orientation were discovered and corrected, useful data was obtained during flights on 13 June and 11 July 1970. Figures 3 and 4 show the CO_2 temperature data compared with air temperature data from radiosondes flown at approximately the same time and location. Figures 5 and 6 show the total radiance from the water vapor.

In Section I.B.1. it was shown that the change in radiance with altitude was given by

$$\Delta N = \int_{\lambda_1}^{\lambda} \epsilon(\lambda) \beta(\lambda T) d\lambda$$

where $\epsilon(\lambda)$ is the emissivity of the water vapor in the layer traversed by the balloon, $\beta(\lambda T)$ is the Planck black body function and λ_1 and λ_2 are the limiting wavelengths passed by the filter. The function $\epsilon(\lambda)$ is a rapidly varying complex function of the wavelength and a completely accurate inversion of the integral to obtain the amount of water vapor present in the layer would require an elaborate computation on a digital computer. In the altitude region above 9 km, where the amount of water vapor is small,

the absorptions due to water vapor are weak enough to fall in the so-called "linear region" and the emissivity can be fairly closely approximated by

$$\epsilon(\lambda) = f(\lambda)u$$

where u is the amount of water vapor present in the layer and $f(\lambda)$ is a function which can be determined from the theoretical and laboratory studies of the absorption of radiation by water vapor. Using this expression and the Rayleigh-Jeans approximation for the radiance of a black body, one obtains

$$\Delta N = \left[\int_{\lambda_1}^{\lambda_2} f(\lambda) \left(\frac{8\pi k}{\lambda^4} \right) d\lambda \right] uT$$

where k is Boltzman's constant. Under the conditions for which these assumptions are valid, the quantity in brackets can be evaluated by numerical methods and the determination of the water vapor mixing ratio from the observed ΔN and temperature becomes straightforward (Figures 7 and 8).

C. FUTURE WORK

The results of the experimental phase of this program have demonstrated conclusively that it is possible to measure the small amount of water vapor present in the upper troposphere and lower stratosphere by measuring the infrared emissions in the 20 to 35 μ m region. This technique has the advantage over a number of the other techniques in that there is no question of the time constant involved in the measurement. These feasibility studies were made with a relatively large and heavy package which certainly would not be suitable for sonde operation. The next step in a program aimed at developing a hygrometer for use in conjunction with a small balloon would be to design and construct small prototype instruments that would be light enough to be carried on a small balloon and inexpensive enough so that they could be used as

throwaway packages. A series of test flights would be required to make sure they performed according to design. On the basis of the costs of the various components used in this study, it is evident that such a system could be built such that the cost in quantities as small as 10 could be kept to less than \$600.00 per unit. These units would be designed to operate in conjunction with a standard rawinsonde transmitter. The only major operational difficulty appears to be the problem of making sure that the unit is nominally pointing at the desired look angle. Thus the large oscillations which are normally associated with rawinsonde balloon package would have to be greatly reduced. Aside from this problem the design and operation of such units would be routine.

Toward the end of this program the problem was posed as to whether or not it would be possible to determine the distribution of water vapor in the atmosphere from ground based measurements. An instrument of this sort was constructed by Foster, Volz and Foskett in the early 1960's. This instrument utilized the observed absorption in the infrared solar spectrum in the relatively weak ρ band of H_2O at $0.96\mu m$. The system was calibrated by comparison with rawinsonde ascents, and although there was considerable scatter in the calibration data, it appeared to give reasonable results. This technique has the disadvantage that data can only be taken when the sun is up and not obscured by clouds. Another possible technique would be to use the emitted atmospheric radiation to determine the amount of water vapor present. As in Section I.B.1., the atmosphere above the observing point would be assumed to be in n layers. The radiance as observed at wavelength λ would be given by

$$N(\lambda) = \sum_{i=1}^n \epsilon_i(\lambda) \beta(\lambda T_i) \tau_i(\lambda)$$

where as before $\epsilon_i(\lambda)$ is the emissivity of the i^{th} layer which

will be a function of the amount of water vapor in the i^{th} layer, $\beta(\lambda T_i)$ is black body radiance at wavelength λ for temperature T_i and $\tau_i(\lambda)$ is the atmospheric transmission between the i^{th} layer and the observing point which depends on the wavelength and the amount of water vapor present between the i^{th} layer and the ground. Assuming that the atmospheric temperature versus altitude profile is known, this expression can be written as

$$N(\lambda) = \beta(\lambda T_1) f_1(\lambda) + \beta(\lambda T_2) f_2(\lambda) + \dots + \beta(\lambda T_n) f_n(\lambda)$$

where $f_1(\lambda) \dots f_n(\lambda)$ depend on the water vapor distribution. The functions $f_1(\lambda) \dots f_n(\lambda)$ are rapidly varying functions of λ . By using a spectral radiometer one could measure the atmospheric radiance at any number of wavelengths. Thus one would have a set of observations

$$N(\lambda_j) = \sum_i \beta(\lambda_j T_i) f_i(\lambda_j) \quad j = 1 \dots k \quad \text{where } k > n.$$

If the wavelengths of observation are properly chosen, it is, in principle, possible to determine uniquely the distribution of water vapor in the n layers which gives rise to the observed $N(\lambda_j)$. This problem is one of considerable meteorological interest particularly in satellite inversion techniques. As a result the problem has received considerable attention over the last few years and the computational procedures have been well developed. Observationally, the problem treated here of determining the water vapor amount from observed downward radiance is considerably more difficult than the problem treated for the satellite situation where the data are obtained from above the atmosphere. This is due to the fact that the temperature and water vapor amounts are decreasing with altitude. As a result the major portion of the observed radiance comes from the lower layers and the contribution from the cold, dry upper layers is quite small. Thus the radiance must be accurately measured or the contribution from

the upper layers will be lost. While the uncertainty in the measurement will limit the altitude to which the water vapor content can be determined, in most cases it appears that water vapor amount can be inferred up to the 4.5 to 6 km level.

II. AEROSOL SENSING

Many instruments have been developed to study various aspects of aerosol distributions and properties: integrated mass concentration, particle size spectrum, optical properties, chemical composition, physical properties, volatility and water droplet nucleating characteristics. A number of available commercial instruments and laboratory techniques depend upon filter, impact or electrostatic collection of samples which are later examined by optical or electron microscopy, by liquid suspension counters or weighed with sensitive microbalances; others utilize various optical scattering techniques.

The bibliography that was compiled falls far short of being all inclusive. Rather an attempt was made to include significant papers in the historic development of aerosol research, general background discussions, reviews and representative reports on the current state of the art of various methods of detection. Emphasis was placed on those techniques which may be applicable to rawinsonde type measurements.

A. STATE OF THE ART

No instruments which adequately meet the requirements of this program seem to be currently available. The developmental or prototype devices which show some potential can be categorized according to the measurement principle involved.

1. Optical Scattering

Two general techniques have been used. The dark-field microscope (and its optical inverse) monitor the light scattered from individual particles as they drift through a very small sampling volume. From Mie scattering theory plus calibrations with known, uniform aerosol suspension, the particle size distribution can be inferred from the light pulse distribution. Such an instrument developed by Sinclair will count particles in the diameter range 0.3-17 μm although variations in refractive index in unknown aerosols

can cause uncertainties of at least a factor of 2. Rosen has made balloon flights with a simplified version of this concept with two channels counting particles in the range 0.2-0.7 μm and $>0.7 \mu\text{m}$. Two photomultiplier detectors in coincidence were used to attain low background counting rates. Sampling problems restricted the upper size limit to about 1.0 μm and the measurable concentrations to 0.05-200/cm³.

The integrating nephelometer described by Ahlquist and Charlson and the laser scatterer of Proctor examined a larger optical volume and monitored the total light scattered. The derived scattering coefficient can be related to visibility or meteorological range. One adaptation of the nephelometer with a one second time constant has been flown in aircraft to 1500 m to obtain low altitude vertical profiles.

All of these instruments used pumps or blowers and ducting to deliver sampled air to the optical region. This was required primarily to shield the detectors from ambient light but, for balloon flights, would also improve the sampling statistics in low concentration regions. The atmosphere sampled was thus a very restricted volume near the instrument which has caused some questions to be raised concerning contamination from the package and balloon. Rosen flew the dark-field microscopes suspended 90m feet below the balloon and took data both during ascent and during descent by parachute following balloon release. He indicated that no evidence of balloon contamination was observed.

These optical units have been more highly developed in instrument design and theoretical understanding of the basic principles involved than any of the other techniques to be discussed. With some restrictions on accuracy and detectable size, they could probably all be adapted to a rawinsonde size package. If the sampling of a larger volume was desirable, a low-powered version of the optical radar utilizing a laser pointed horizontally could probably integrate back-scattered radiation from a significant distance from the package.

2. Electrostatic

Guyton used triboelectricity (friction electricity) in the construction of a simple aerosol counter. A glass duct was terminated in a 45° cone section which had a small opening at the vertex. A vacuum pump drew the air sample through the duct, and the aerosol impinged on a fine detector wire placed across the opening. The charge deposited on the wire triggered a counter through a high gain amplifier. The electrostatic charges appeared to come from frictional encounters as the aerosols passed through the duct and orifice, and in some cases the magnitude of the charge could be related to the surface area of the particles. For other particulate materials there was little correlation and little understanding of how the charge originated. Three μm was the lower limit of detectability of the original research, but with modern electronic developments, this could probably be lowered to 1 μm . While the basic design is simple and could be made quite compact, the uncertainties about the principles involved, and the peculiarities of high gain charge amplifiers make this approach seem doubtful without much more study and development. Liu has used corona charging of aerosols followed by electrostatic deflection to deposit samples on grids for microscopic examination. He is also studying the charge transfer mechanism which may improve the theoretical understanding of electrostatic techniques.

3. Acoustic

Research in this area was begun only recently, but it was included because it offers the potential of a small, light device. Langer used a glass duct which gradually tapered down to a long, thin capillary section with an abrupt transition to a larger exit section. A sensitive microphone at the exit detected acoustic pulses as particles left the capillary section. In the initial studies there was very little size discrimination, and particles smaller than 10 μm were not detected even at high flow rates. Research is continuing at NCAR.

4. Mass

The use of sensitive microbalances to weigh particles trapped in graduated filters has been used extensively in laboratory studies of aerosols and their size distribution. One form of microbalance may be applicable to rawinsonde applications. As was discussed in the section on humidity sensors, the resonant frequency of an oscillating quartz crystal can be shifted linearly by the mass deposited on the active area of the crystal face. If a suitable active adhesive could be applied to the crystal face so that all impinging particles would be trapped, then the shifting oscillator frequency would represent the mass accumulating during balloon ascent. In well regulated laboratory environments a deposit of 10^{-12} g has been detected; 10^{-9} - 10^{-10} g is probably a realistic value for a practical field instrument. A water droplet 1 μ m in diameter weights approximately $5(10^{-10})$ g. This technique holds the greatest promise for this program; development effort would be required in the areas of crystal mounting, adsorbant coating and miniaturized, stable electronic readout. In principle, the crystal could be operated in the open to directly sample the atmosphere; however, pumped flow might be necessary for adequate sensitivity in regions of low aerosol concentration.

Hot-wire anemometers have been used to detect volatile aerosols. The cooling of the wire as the droplet vaporized produced an output pulse whose area is proportional to the mass and heat capacity of the aerosol. Burgess and Reist using a 5 μ m wire heated to 130C detected water droplets in the 1 μ m range. Flow velocity and wire temperature changes were found to cause significant variations in sensitivity however.

5. Impact

This area is speculative; our literature search turned up no direct aerosol applications. As with the acoustic detector, it was included because of the potential for this problem. A piezo-electric crystal gives an electrical output in response to any

energy input that produces a crystalline lattice distortion. NASA has sponsored many projects in micrometeorite detection; some of these have investigated piezoelectrics. A detector studied at Toronto University could detect an impulse of $<10^{-2}$ dyne-sec. A $1 \mu\text{m}$ water droplet with a velocity of 1 m/sec would have a momentum of $5(10^{-8})\text{g-cm/sec}$ which would give an inelastic impulse of $5(10^{-8})$ dyne-sec. This energy gap may be too large to bridge; however, NASA-Ames was reported to have developed a transducer much too sensitive for the micrometeorite application.

B. PROJECTIONS

The cost and complexity of a balloon-borne aerosol detector would appear to vary at least linearly, but probably to some higher power, with the degree of particle characterization desired. The simplest and least expensive unit would respond to total or time-integrated mass collected. A more elaborate unit could give in addition a particle count. Still more complex optical scattering devices could add an indication of particle size although more study is needed on the effects of particle shape and refractive index. Chemical composition and structure information would require elaborate techniques such as gas chromatography, mass spectrometry and neutron activation analysis or their combination.

For simple counting and mass determinations, the piezoelectrics should receive further study. For more detailed analyses, some form of optical scattering instrument is probably a workable compromise; the electronics can be relatively simple, the cost moderate and information about particle concentrations and sizes may be obtained. Numerous new sensor configurations of this type will become feasible in the immediate future because of the current rapid advances being made in the development of electro-optical devices: small, high efficiency solid-state light emitters and room-temperature, solid-state lasers; high-transmission, narrow-band interference filters; sensitive room-temperature detectors, both photoemissive and

solid-state. Most of the current developments are in the red and infrared regions of the spectrum, while blue or ultraviolet would be more desirable for the detection of small particles. However, research is being done on frequency converters and other devices for the shorter wavelength regions.

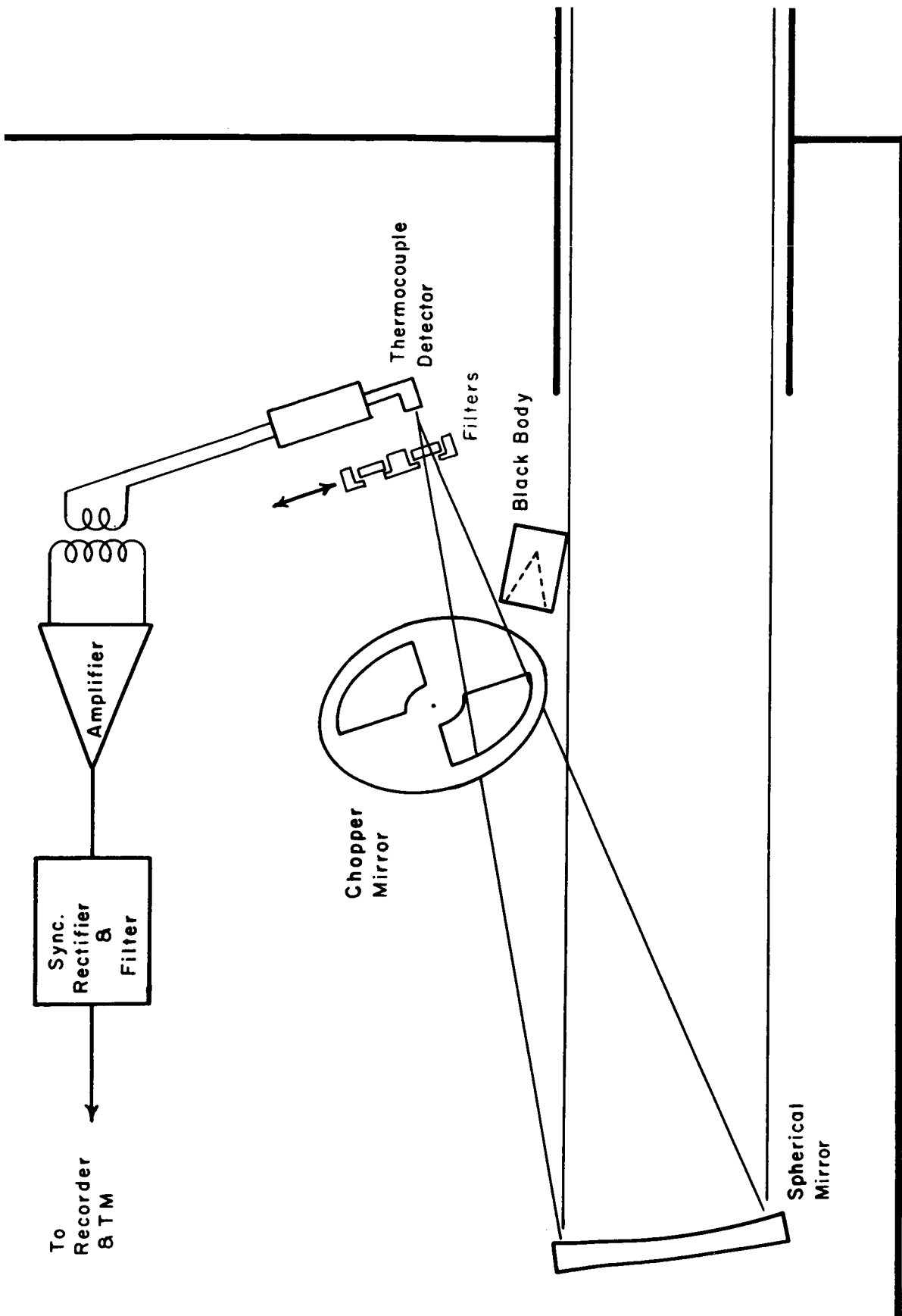


Figure 1. Filter radiometer.

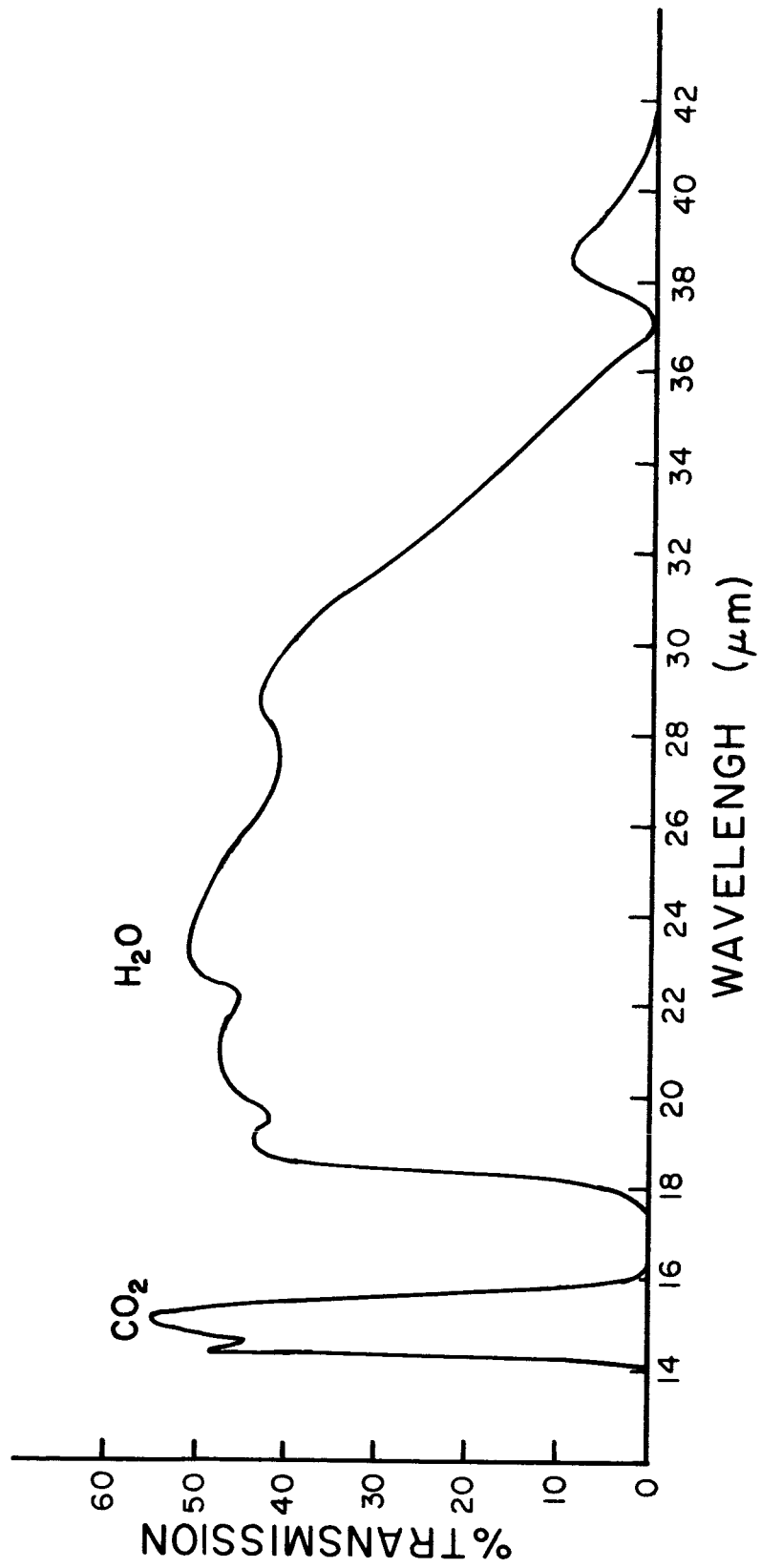


Figure 2. Bandpass filter characteristics.

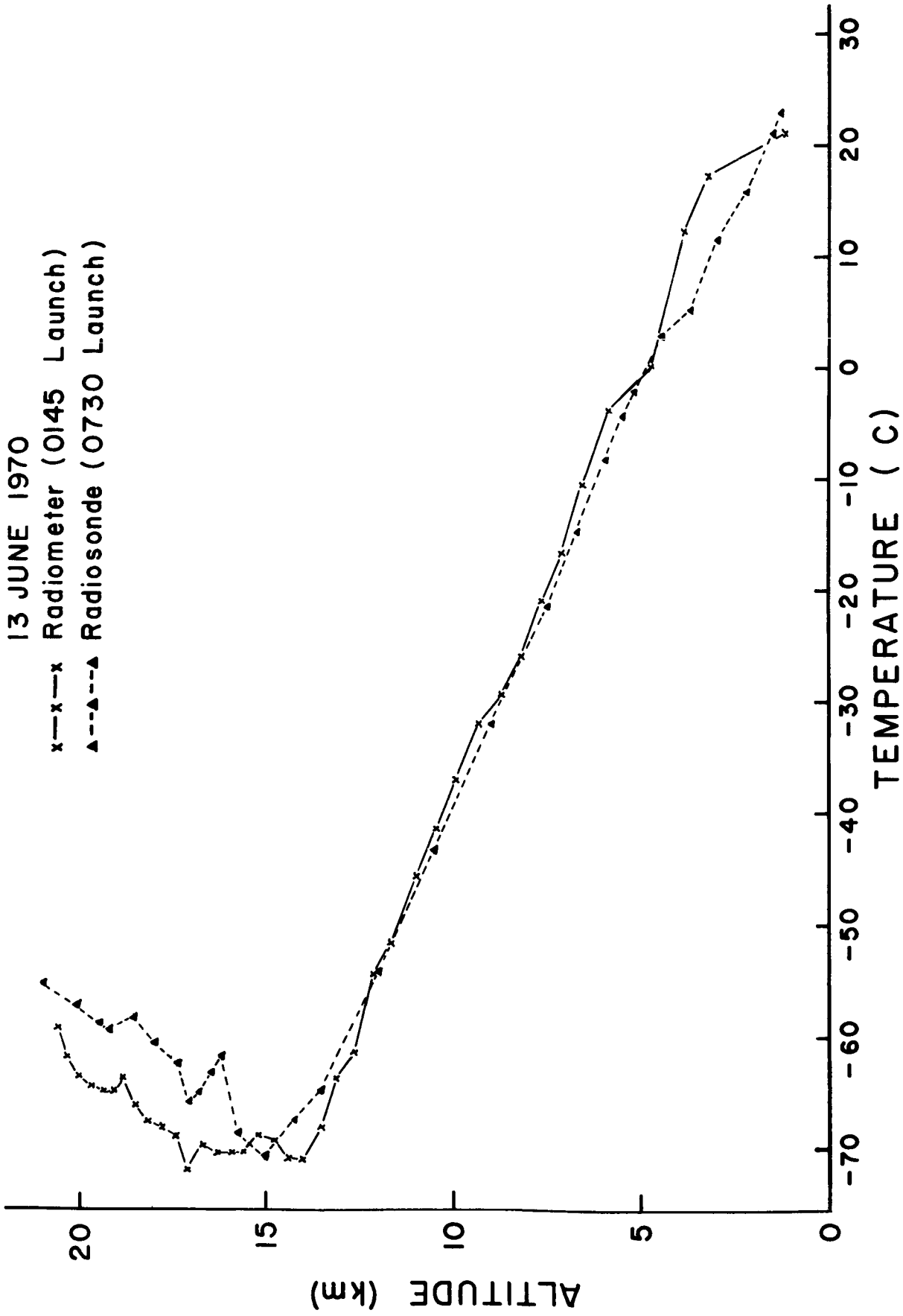


Figure 3. Air temperature calculated from radiometer data compared with radiosonde measurements on 13 June 1970.

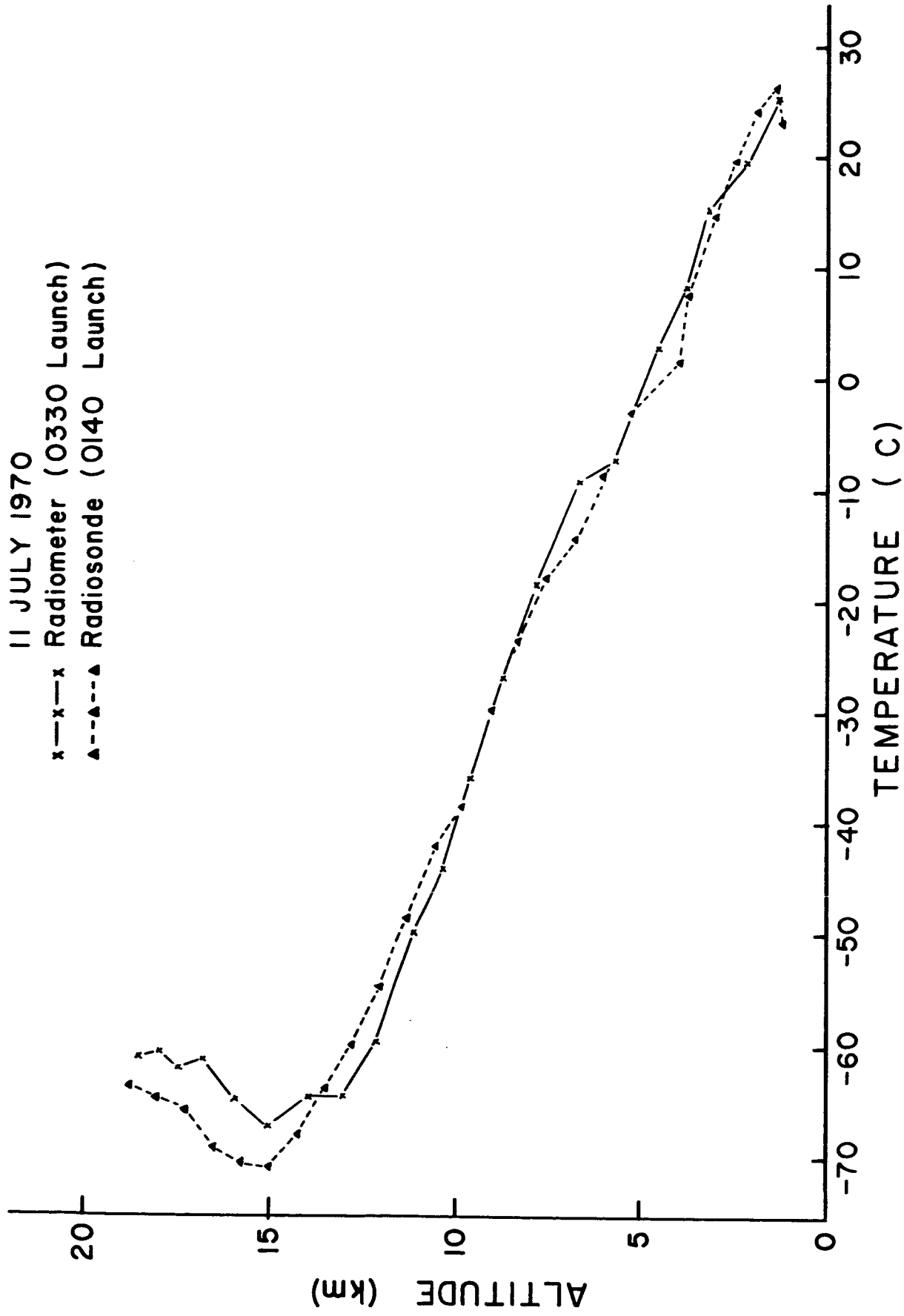


Figure 4. Air temperature calculated from radiometer data compared with radiosonde measurements on 11 July 1970.

13 JUNE 1970

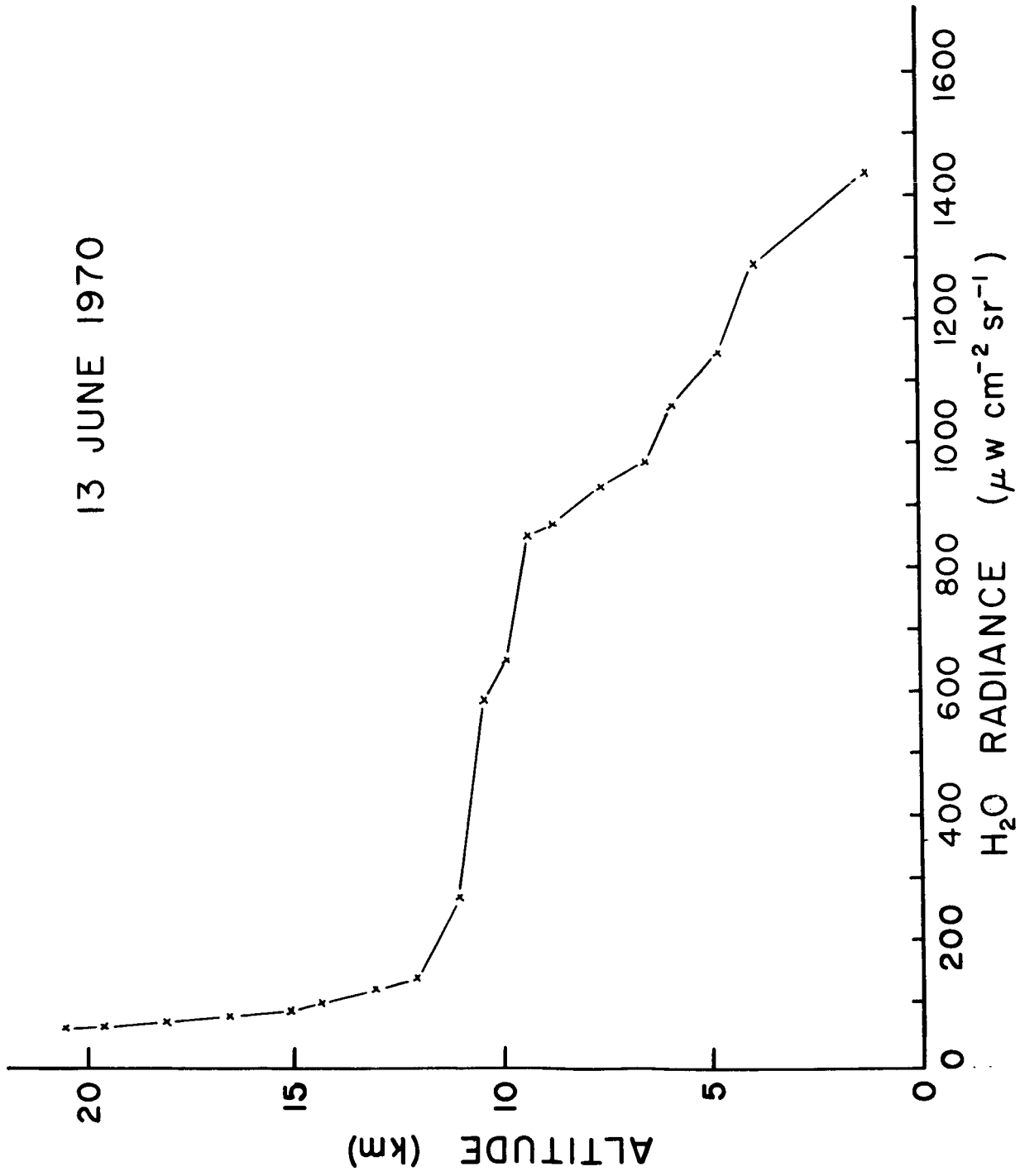


Figure 5. Water vapor radiance calculated from radiometer data for 13 June 1970.

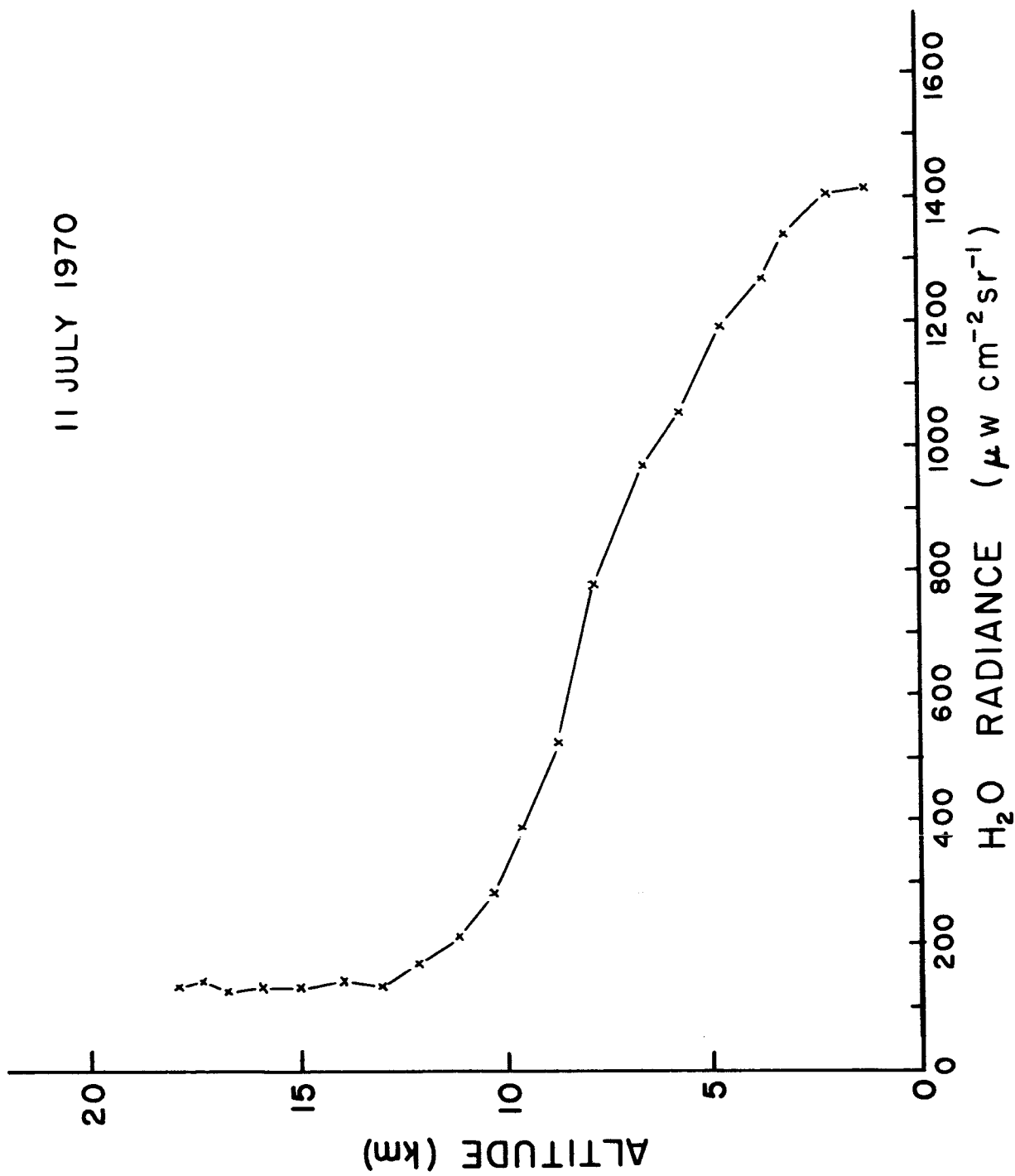


Figure 6. Water vapor radiance calculated from radiometer data for 11 July 1970.

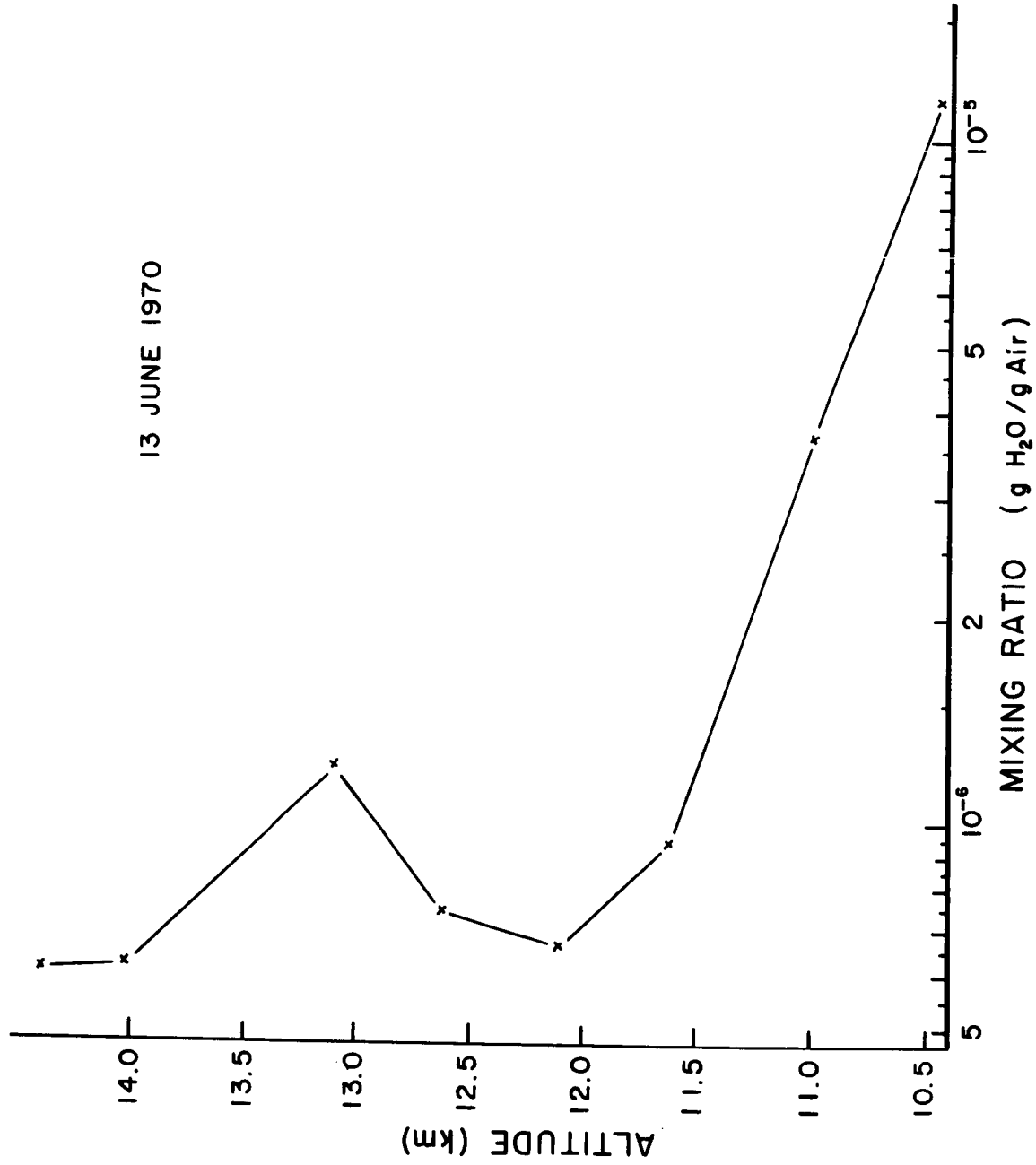


Figure 7. Water vapor mixing ratio calculated from radiometer data using a linear approximation, 13 June 1970.

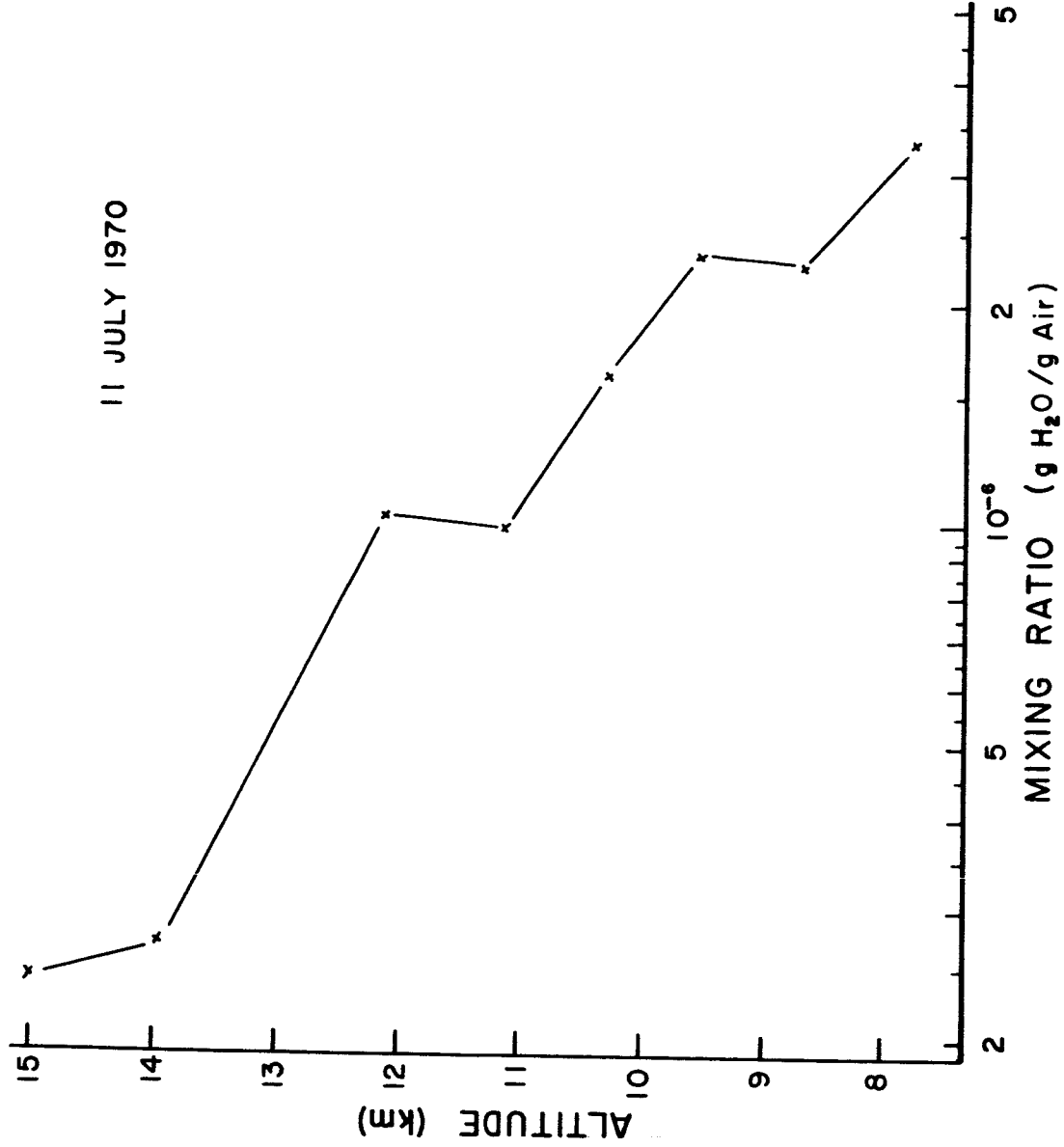


Figure 8. Water vapor mixing ratio calculated from radiometer data using a linear approximation. 11 July 1970.

HUMIDITY BIBLIOGRAPHY

GENERAL DISCUSSION - REVIEWS

- Katzin, et al., METEOROLOGICAL MEASUREMENT SYSTEM, Electromagnetic Research Corp., Final Report, Contract AF 30(602)-4233 (1967).
- Kobayashi, J., INVESTIGATIONS ON HYGROMETRY, Papers in Meteorology and Geophysics, Tokyo 11, 213-338 (1960).
- Mannella, Gene G., Editor, AEROSPACE MEASUREMENT TECHNIQUES, Proceedings of a Symposium sponsored by the Electronics Research Center, NASA, Cambridge, NASA SP-132, (7-8 July 1966).
- Wexler, Arnold, Editor-in-Chief, HUMIDITY AND MOISTURE-MEASUREMENT AND CONTROL IN SCIENCE AND INDUSTRY, Vol. 1 - Principles and Methods of Measuring Humidity in Gases, Robert E. Ruskin, Editor. Vol. 2 - Applications, Elias J. Amdur, Editor. Vol. 3 - Fundamentals and Standards, Arnold Wexler and William A. Wildhack, Editors. Vol. 4 - Principles and Methods of Measuring Moisture in Liquids and Solids, Paul N. Winn, Jr., Editor. Reinhold Publishing Corp., New York (1965).
- Zander, Rodolphe, and Bottema, Mark, WATER VAPOR IN THE STRATOSPHERE, Jour. of Geophys. Res. 72, 5749-5751 (1967).

PHYSICAL SORPTION

- Brousaides, Frederick J., AN EVALUATION OF THE ALUMINUM OXIDE HUMIDITY ELEMENT, AFCRL 68-0547: Instrumentation Papers, No. 151 (October 1968).
- Chleck, D., ALUMINUM OXIDE HYGROMETER: LABORATORY PERFORMANCE AND FLIGHT RESULTS, J. Appl. Met. 5, 878-886 (1966).
- Delaney, R. A., and Puttlitz, Karl J., HYGROMETER AND METHOD OF FABRICATION, U S Patent 3,345,596 (3 Oct. 1967).
- King, Wm. H., Jr., PIEZOELECTRIC SORPTION DETECTOR, Analytical Chemistry 36, 1735-1739 (1964).
- King, Wm. H., Jr., USING QUARTZ CRYSTALS AS SORPTION DETECTORS, Part 1 - Research/Development 28-34 (April 1969); Part 2 - Research/Development 28-33 (May 1969).
- Slutsky, L. J., and Wade, W. H., ADSORPTION OF GASES ON QUARTZ SINGLE CRYSTALS, Jour. of Chemical Physics 36, 2688-2692 (1962).

DEW (FROST) POINT

- Ballinger, J. G., et al., ALPHA RADIATION HYGROMETER. VOL. III: CURRENT PROBLEMS IN STRATOSPHERIC WATER VAPOR MEASUREMENTS MADE WITH AUTOMATIC FROST-POINT HYGROMETERS, Honeywell, Inc., Final Report AFCRL-64-690(III): Contract AF 19(604)8418 (1964).
- Brousaides, Frederick J., and Morrissey, James F., PRELIMINARY TESTS OF AN EXPENDABLE BALLOON-BORNE DEW POINT HYGROMETER, Jour. of App. Meteorology 8, 431-435 (1969).
- Brousaides, Frederick J., and Morrissey, James F., STRATOSPHERIC HUMIDITY SENSING WITH THE ALPHA RADIATION HYGROMETER, (AFCRL) AFCRL-67-0604: Instrumentation Papers, No. 133 (Nov. 1967).
- Davies, D. K., THE INCIPIENT CONDENSATION OF WATER VAPOUR ON A GOLD SURFACE, British Jour. of Appl. Phys. 14, 567-571 (1963).
- Hickes, W. F., HUMIDITY MEASUREMENT BY A NEW SYSTEM, Refrigerating Engineering 54, 351-354 (Oct. 1947).
- Jury, Stanley H., et al., FAST RESPONSE SENSING ELEMENT FOR A FROST POINT HYGROMETER, Rev. Sci. Instr. 38, 1634-1637 (1967).
- Suomi, Verner E., and Barrett, Earl W., AN EXPERIMENTAL RADIOSONDE FOR THE INVESTIGATION OF THE DISTRIBUTION OF WATER VAPOR IN THE STRATOSPHERE, Rev. Sci. Instr. 23, 272-292 (1952).

RADIANT ABSORPTION & EMISSION

- Bartman, Fred L., HIGH ALTITUDE RADIATION MEASUREMENTS, University of Michigan, Quarterly Progress Report, 1 July-30 Sept. 1967: Contract NASr-54(03) (Jan. 1968).
- Chaney, L. W., et al., FOURIER TRANSFORM SPECTROMETER - RADIATIVE MEASUREMENTS AND TEMPERATURE INVERSION, App. Opt. 6, 347-349 (1967).
- Croom, D. L., THE POSSIBLE DETECTION OF ATMOSPHERIC WATER-VAPOR FROM A SATELLITE BY OBSERVATIONS OF THE 13.5mm and 1.64 mm H₂O LINES, Jour. of Atmos. and Terrestrial Phys. 28, 323 - 326 (1966).
- Fedynskii, A. V., et al., AN ATTEMPT TO MEASURE DIRECTLY THE CONCENTRATION OF WATER VAPOR AND ATOMIC OXYGEN IN THE MESOSPHERE, Akademiia Nauk USSR, Investiiia, Atmospheric & Oceanic Physics 3, 557-561 (1967).

- Goulard, R., Editor, MOLECULAR RADIATION AND ITS APPLICATION TO DIAGNOSTIC TECHNIQUES, Proceedings of a Specialists Conference, Marshall Space Flight Center, Huntsville, (5-6 Oct. 1967).
- Höhn, D. H., DETERMINATION OF THE ABSOLUTE HUMIDITY BY MEASUREMENT OF THE ABSORPTION IN THE ATMOSPHERIC WATER-VAPOR BANDS, Infrared Phys. (GB) 86, 358- (1960).
- House, Frederick B., and Ohring, George, INFERENCE OF STRATOSPHERIC TEMPERATURE AND MOISTURE PROFILES FROM OBSERVATIONS OF THE INFRARED HORIZON, GCA Corp., NASA CR-1419 (CCA-TR 69-5-N); Contract NAS 1-7572 (1969).
- Kiseleva, M. S., et al., THE SPECTRAL DETERMINATION OF WATER VAPOR IN THE UPPER ATMOSPHERE, Optics and Spectroscopy, USSR 6, 522-524 (1959).
- Kuhn, P. M., and Cox, S. K., RADIOMETRIC INFERENCE OF STRATOSPHERIC WATER VAPOR, Jour. App. Meteorology 6, 142-149 (1967).
- Kyle, T. G., et al., ABSORPTION OF SOLAR RADIATION BY ATMOSPHERIC CARBON DIOXIDE, J. Opt. Soc. Amer. 55, 1421-1426 (1965).
- McKee, Thomas B., INFERENCE OF TEMPERATURE AND WATER-VAPOR STRUCTURE IN THE STRATOSPHERE FROM LIMB RADIANCE PROFILES, NASA-Langley, NASA TM X-1943 (Feb. 1970).
- McKee, Thomas B., et al., A TECHNIQUE TO INFER ATMOSPHERIC TEMPERATURE FROM HORIZON RADIANCE PROFILES, Langley Research Center, NASA TN-D-5068 (Feb. 1969).
- McKee, Thomas B., et al., A TECHNIQUE TO INFER ATMOSPHERIC WATER-VAPOR MIXING RATIO FROM MEASURED HORIZON RADIANCE PROFILES, Langley Research Center, NASA TN D-5252, (June 1969).
- Möller, F., ATMOSPHERIC WATER VAPOR MEASUREMENTS AT 6-7 MICRONS FROM A SATELLITE, Planetary & Space Sci. 5, 202-206 (1961).
- Murcray, D. G., et al., FURTHER DATA CONCERNING THE DISTRIBUTION OF WATER VAPOR IN THE STRATOSPHERE, Quart. J. Roy. Meteorol. Soc. 92, 159-161 (1967).
- Murcray, D. G., et al., DISTRIBUTION OF WATER VAPOR IN THE STRATOSPHERE AS DETERMINED FROM INFRARED ABSORPTION MEASUREMENTS, J. Geophys. Res. 67, 759-766 (1962).

Murcray, D. G., et al., WATER VAPOR DISTRIBUTION ABOVE 90,000 FEET, J. Geophys. Res. 65, 3641-3649 (1960).

Murcray, D. G., et al., A STUDY OF THE 1.4 μ to 1.9 μ and 6.3 μ WATER VAPOR BANDS AT HIGH ALTITUDES, J. Opt. Soc. Amer. 51, 186-195 (1961).

Shaw, J. H., et al., INFRARED TEMPERATURE SOUNDING - S 043, Ohio State University Res. Found., Final Report, RF Project 2469, Contract NAS 9-7218 (Sept. 1969).

Williamson E. J., and Houghton, J. T., RADIOMETRIC MEASUREMENTS OF EMISSION FROM STRATOSPHERIC WATER VAPOR, Quart. J. Roy. Meteor. Soc. 91, 330-338 (1965).

APPENDIX B

AEROSOL BIBLIOGRAPHY

GENERAL DISCUSSION - REVIEWS

- Altshuller, A. P., ANALYTICAL REVIEWS 1967 - AIR POLLUTION, Anal. Chem 39, 10R-21R (1967).
- Altshuller, A. P., ANALYTICAL REVIEWS 1969 - AIR POLLUTION, Anal. Chem. 44, 1R-13R (1969).
- Burgess, W. A., et al., STUDY OF SPACE CABIN ATMOSPHERES, Harvard School of Public Health, Semiannual Status Reports No.: NASA-CR-74436, 1 July-31 Dec. 1965; NASA-CR-79538, 1 Jan.-30 June, 1966; NASA-CR-83915, 1 July-31 Dec. 1966; NASA-CR-89075, 1 Jan.-30 June, 1967; NASA-CR-95398, 1 July-31 Dec. 1967; NASA-CR-97600, 1 Jan.-30 June, 1968.
- Dufour, L., ATMOSPHERIC AEROSOLS (in French), Ciel et Terre 83, 269-317 (1967).
- Dufour, L., THE ATMOSPHERIC AEROSOLS, Atmos. Sci. Lab., W. Sands Missile Range, CSCL 4/2, (Mar. 1969).
- Elterman, L., et al., FEATURES OF TROPOSPHERIC AND STRATOSPHERIC DUST, Applied Optics 8, 893-903 (May 1969).
- Ettinger, H. J., and Posner, S., EVALUATION OF PARTICLE SIZING AND AEROSOL SAMPLING TECHNIQUES, Amer. Indus. Assoc. Jour. 26, 17 (1965).
- Fenn, R. W., and Weickmann, H. K., SOME RESULTS OF AEROSOL MEASUREMENTS, Geophysica Purae Applicata, Milan 42, 53-61 (1959).
- Fuchs, N. A. THE MECHANICS OF AEROSOLS, Pergamon Press, New York (1964).
- Germogenova, et al., ATMOSPHERIC HAZE: A REVIEW, Bolt, Beranek and Newman, Report No. 1821; Contract No. CAPA-6-68 (1-68) and CPA 22-69-29
- Green, H. L., and Lane, W. R., PARTICULATE CLOUDS: DUSTS, SMOKES & MISTS, E. & F. N. Spon. Ltd., London (1957).
- Gurevich, V. G., and Kogan, F. B., SAMPLING OF AIR FOR THE CHEMICAL DETERMINATION OF AERODISPERSOIDS (in Russian), Zavodskaya Laboratoriia 10, 153-155 (1941).

- Juda, Jan, and Budzinski, Karol, ATMOSPHERIC POLLUTION (ZANIECZYSZCZENIA ATMOSFERY), Wydawnictwa Naukowo-Techniczne, Warsaw (1961). (Eng. translation by Joint Pub Res Serv Off of Tech Serv. JPRS: 18,455, OTS: 63-21460 (31 March 1963).
- Junge, C. E., THE CHEMICAL COMPOSITION OF ATMOSPHERIC AEROSOLS, Jour. of Meteorology 11, 323-333 (1954).
- Junge, C. E., and Manson, J. E., STRATOSPHERIC AEROSOL STUDIES, Jour. of Geophysical Research 66, 2163-2182 (1961).
- Kubie, Gustav, and Voracek, Frantisek, AEROSOL SPECTROMETRY: PROBLEMS AND POSSIBILITIES, Studia Geophysica et Geodaetica 10, 211-221 (1966).
- Lieberman, A., and Schipma, P., AIR-POLLUTION-MONITORING INSTRUMENTATION. A SURVEY, NASA-SP-5072 (1969).
- Lundgren, Dale, Editor, A STATUS REPORT ON AEROSOL RESEARCH, Jour. of the Air Pollution Control Assoc. 17, 571-608 (Sept. 1967).
- McCaldin, R. O., et al., ATMOSPHERIC AEROSOLS, Science 166, 181-182 (17 Oct. 1969).
- Magil, Paul L., et al., AIR POLLUTION HANDBOOK, McGraw-Hill, New York (1956).
- Newkirk, Gordon, Jr., and Kroening, John L., AEROSOLS IN THE STRATOSPHERE: A COMPARISON OF TECHNIQUES OF ESTIMATING THEIR CONCENTRATION, J. Atmos. Sci. 22, 567-570 (1965).
- Noll, Kenneth E., A PROCEDURE FOR MEASURING THE SIZE DISTRIBUTION OF ATMOSPHERIC AEROSOLS, Trends in Engineering 19, 21-27 (Apr. 1967).
- Ramana, Bh. V., et al., AEROSOLS AT DELHI, Proc. of Int. Conf. on Cloud Physics, Tokyo & Sapporo, (24 May-1 June 1965), pp. 67-72, Tokyo (May 1965).
- Reist, P. C., et al., CURRENT AEROSOL RESEARCH AT THE HARVARD SCHOOL OF PUBLIC HEALTH, Jour. of the Air Pollution Control Assoc. 17, 608-609 (Sept. 1967).
- Reist, P. C., and Burgess, W. A., A COMPARATIVE EVALUATION OF THREE AEROSOL SENSING METHODS, Amer. Indus. Hyg. Assoc. Jour. 29, 123 (1968).

ELECTROSTATIC

- Gucker, Frank T., Jr., and O'Konski, Chester T., ELECTRONIC METHODS OF COUNTING AEROSOL PARTICLES, Chem. Rev. 44, 373-388 (1949).
- Liu, Benjamin Y. H., and Whitby, Kenneth T., ELECTRICAL CHARGING OF SMALL PARTICLES AT LOW PRESSURE, Minnesota Univ., Part. Tech. Publ. No. 139, Contract AT(11-1)-1248, (Nov. 1969).
- Liu, Benjamin Y. H., et al., ELECTROSTATIC AEROSOL SAMPLER FOR LIGHT AND ELECTRON MICROSCOPY, Rev. of Sci. Instr. 38, 100-102 (Jan. 1967).
- Liu, Benjamin Y. H., et al., ON THE THEORY OF CHARGING OF AEROSOL PARTICLES BY UNIPOLAR IONS IN THE ABSENCE OF AN APPLIED ELECTRIC FIELD, Jour. of Colloid and Interface Sci. 23, 367-378 (1967).
- Whitby, K. T., and Clark, W. E., ELECTRICAL AEROSOL PARTICLE COUNTING AND SIZE DISTRIBUTION MEASURING SYSTEM FOR THE 0.015 to 1 MICRON SIZE RANGE, Tellus 18, No. 2 (1966).

ACOUSTIC

- Langer, Gerhard, RESEARCH ON THE ACOUSTIC PARTICLE SENSOR AND ITS APPLICATION TO AIR DIFFUSION STUDIES, Jour. of the Air Pollution Control Assoc. 17, 597-598 (Sept. 1967).
- Langer, G., AN ACOUSTICAL PARTICLE COUNTER-PRELIMINARY RESEARCH, 39th Nat. Colloid Symp.-ACS, Academic Press, New York, p.178 (1965).

MASS

- Goldschmidt, V. W., MEASUREMENT OF AEROSOL CONCENTRATIONS WITH A HOT WIRE ANEMOMETER, J. Coll. Sci. 20, 617 (1965).
- King, Wm. H., Jr., USING QUARTZ CRYSTALS AS SORPTION DETECTORS, Parts 1 & 2, Research/Development 20, 28-34 (Apr. 1969), and Research/Development 20, 28-33 (May 1969).
- Warner, A. W. and Stockbridge, C. D., MASS MEASUREMENT WITH RESONATING CRYSTALLINE QUARTZ, Proc. of the Vacuum Microbalance Techniques Conf. (Los Angeles, 30 Oct. 1962), pp. 55-73, Plenum Press, New York (1963).

IMPACT

Lundgren, Dale A., AN AEROSOL SAMPLER FOR THE DETERMINATION OF PARTICLE CONCENTRATION AS A FUNCTION OF SIZE AND TIME, Jour. of the Air Pollution Control Assoc. 17, 225-228 (Apr. 1967).

May, K. R., THE CASCADE IMPACTOR, AN INSTRUMENT FOR SAMPLING AEROSOLS, Jour. of Sci. Instr. 22, 187-195 (1945).

Rogallo, V. L., and Neuman, Frank, A WIDE-RANGE PIEZOELECTRIC MOMENTUM TRANSDUCER FOR MEASURING MICROMETEOROID IMPACTS, Ames Research Center, NASA-TN-D-2938 (1965).

RADIOACTIVITY

Conner, P., et al., DETERMINATION OF PARTICLE SIZE BY β -BACK-SCATTERING, J. App. Chem. (London) 9, 525-531 (Oct. 1959).

Kruger, P., INFLUENCE OF INVERSIONS UPON PRECIPITATION DEPOSITION OF RADIOACTIVE AEROSOLS, Tellus 18, No. 2 (1966).

Kruger, Paul, RADIOCHEMICAL STUDY OF THE TRADE WIND INVERSION AT HAWAII, Stanford University, Tech. Rept. #74, USPHS Grant 5-R01-ES-47-02 and USAEC Grant AT(04-3) 326-PA16 (Dec. 1966).

Lehmann, L. and Sittkus, A., DETERMINATION OF AEROSOL DURATION FROM THE RADIUM D and RADIUM F CONTENT OF ATMOSPHERIC AIR AND PRECIPITATION (in German), Naturwissenschaften 46, 9-10 (1959).

Nader, J. S., and Allen, D. R., A MASS LOADING AND RADIOACTIVITY ANALYZER FOR ATMOSPHERIC PARTICULATES, Proc. 52nd Ann. Meeting APGA, Los Angeles, (21-26 June 1959).

OPTICAL SCATTERING

Ahlquist, Norman C., and Charlson, Robt. J., MEASUREMENT OF THE VERTICAL AND HORIZONTAL PROFILE OF AEROSOL CONCENTRATION IN URBAN AIR WITH THE INTEGRATING NEPHELOMETER, Environmental Sci. and Tech. 2, 363-366 (May 1968).

Beuttell, R. G., and Brewer, A. W., INSTRUMENTS FOR THE MEASUREMENT OF THE VISUAL RANGE, J. Sci. Inst. 26, 357-359 (Nov. 1949).

Bigg, E. K., THE DETECTION OF ATMOSPHERIC DUST AND TEMPERATURE INVERSIONS BY TWILIGHT SCATTERING, Jour. of Meteorology 13, 262-268 (1956).

- Bigg, E. K., TWILIGHT DETECTION OF AEROSOL LAYERS, *Indian Jour. Of Meteorology & Geophysics*, Delhi 10, 185-188 (1959).
- Call, Roger W., et al., MEASUREMENT OF ATMOSPHERIC AEROSOLS BY POLARIZED LASER LIGHT SCATTERING, University of Utah, Tech. Rept. NSF-11, NSF Grant GP-874 (June 1967).
- Clemesha, B. R., et al., A LASER RADAR FOR ATMOSPHERIC STUDIES, *Jour. of App. Meteorology* 6, 386-395 (Apr. 1967).
- Curcio, J. A., and Drummeter, I. F., Jr. EXPERIMENTAL OBSERVATIONS OF FORWARD SCATTERING OF LIGHT IN THE LOWER ATMOSPHERE, US Naval Res. Lab., NRL Rept. 6152 (30 Sept. 1964).
- Dunn, John F., Jr., et al., INVESTIGATION OF THE LIGHT SCATTERING TECHNIQUE FOR COUNTING AND SIZE DETERMINATION OF MICRON-SIZED METEORITES, Northeastern University, AFCRL-67-0620: Final Report, Contract AF 19(628)-2423, (24 Sept. 1963 - 31 July 1967).
- Elterman, L., AEROSOL MEASUREMENTS IN THE TROPOSPHERE AND STRATOSPHERE, *Appl. Opt.* 5, 1769-1776 (1966).
- Fiocco, G., and Smullin, L. D., DETERMINATION OF SCATTERING LAYERS IN THE UPPER ATMOSPHERE BY OPTICAL RADAR, *Nature* 199, 1275-1276 (1963).
- Hajovsky, Robt. B., and LaGrone, Alfred H., THE EFFECTS OF AEROSOLS AND INSECTS IN THE ATMOSPHERE ON THE PROPAGATION OF MICROWAVE SIGNALS, University of Texas, Report No. NSF P-1 NSF Grant GP 2596 (1 July 1965).
- Hodkinson, J. Raymond, PARTICLE SIZING BY MEANS OF THE FORWARD SCATTERING LOBE, *App. Opt.* 5, 839-844 (1966).
- Holland, Alfred C., and Draper, James Stark, ANALYTICAL AND EXPERIMENTAL INVESTIGATIONS OF LIGHT SCATTERING FROM POLY-DISPERSIONS OF MIE PARTICLES, *Appl. Opt.* 6, 511-518 (1967).
- Horak, Henry G., AEROSOL CONCENTRATION AND EXTINCTION IN THE EARTH'S ATMOSPHERE, Los Alamos Sci. Lab., Univ. of California, LA 4032 UC 34, Physics: TID-4500 (Oct. 1968).
- Horvath, H., and Charlson, R. J., THE DIRECT OPTICAL MEASUREMENT OF ATMOSPHERIC AIR POLLUTION, *Amer. Ind. Hyg. Assoc. Jour.* 30, 500-509 (1969).

- Hulbert, E. O., OBSERVATION OF A SEARCHLIGHT BEAM TO AN ALTITUDE OF 28 KILOMETERS, *J. of the Opt. Soc. Amer.* 27, 377-382 (1937).
- Inaba, H., and Kobayasi, T., LASER-RAMAN RADAR FOR CHEMICAL ANALYSIS OF POLLUTED AIR, *Nature* 224, 170-172 (11 Oct. 1969).
- Kosters, J. J., et al., ATTENUATION OF THE DIRECT SOLAR BEAM BY AEROSOLS, *J. of Geophys. Res.* 74, 3379-3383 (20 June 1969).
- Kratohvil, Josip, and Smart, Colin, CALIBRATION OF LIGHT-SCATTERING INSTRUMENTS. III. ABSOLUTE ANGULAR INTENSITY MEASUREMENTS ON MIE SCATTERERS, *Jour. of Colloid Sci.* 20, 875-892 (1965).
- Landry, M. J., and Lochner, J. R., LASER LIGHT DETECTING AND RANGING (LIDAR) SYSTEMS GB-60A and GB-60B., Sandia Laboratories, Report No. SC-DR-67-850A (Dec. 1969).
- Lawrence, J. D., MEASUREMENT OF LIGHT SCATTERED FROM A LASER BEAM BY THE ATMOSPHERE, College of William and Mary, Semi-Ann. Status Rept. #3, NASA Grant NsG-710, (1 June - 30 Nov. 1965).
- Lowan, A. N., TABLES OF SCATTERING FUNCTIONS FOR SPHERICAL PARTICLES, Nat'l. Bur. of Stds., Applied Math. Series 4 (Jan. 1949).
- Penndorf, Rudolph B., NEW TABLES OF SCATTERING FUNCTIONS FOR SPHERICAL PARTICLES, Parts 1-6, Office of Technical Services, U. S. Dept. of Commerce, Washington, (Mar. 1956).
- Pilipowskyj, Serhij, A BALLOON BORNE OPTICAL AEROSOL AND CLOUD DETECTOR, U of Wisconsin, MS Thesis, Meteorology (1965).
- Proctor, T. D., A LASER TECHNIQUE FOR THE MEASUREMENT OF AEROSOLS, *J. of Sci. Instr. (J. of Phys. E)* Ser. 2 1, 631-635 (1968).
- Pueschel, Rudolf F., and Noll, Kenneth E., VISIBILITY AND AEROSOL SIZE FREQUENCY DISTRIBUTION, *Jour. of Appl. Meteorology* 6, 1045-1052 (Dec. 1967).
- Rosen, James M., THE VERTICAL DISTRIBUTION OF DUST TO 30 KILOMETERS, *J. Geophys. Res.* 69, 4673-4676 (1964).
- Rowell, Robert L., et al., DETERMINATION OF THE NUMBER CONCENTRATION OF POLYDISPERSE COLLOIDAL SPHERES BY LIGHT SCATTERING, *Jour. of Colloid and Interface Sci.* 26, 494-499 (Apr. 1968).
- Seidenberg, J. Z., A METHOD OF MEASURING THE CONCENTRATION AND THE PARTICLE SIZE OF NATURAL AEROSOLS, *Comptes Rendus (Doklady) de l'Academie des Sciences de l'URSS* 46, 227-228 (1945).

Setzer, David E., COMPARISON OF MEASURED AND PREDICTED AEROSOL SCATTERING FUNCTIONS, Appl. Opt. 8, 905-911 (May 1969).

Sinclair, D., LIGHT SCATTERING BY SPHERICAL PARTICLES, J. Opt. Soc. Am. 37, 475-480 (1947).

Sinclair, David, A NEW PHOTOMETER FOR AEROSOL PARTICLE SIZE ANALYSIS, Jour. of the Air Pollution Control Assoc. 17, 105-108 (Feb. 1967).

Van de Hulst, H. C., LIGHT SCATTERING BY SMALL PARTICLES, Wiley, New York (1957).