

# SPACE RESEARCH COORDINATION CENTER



## PHOTOELECTRON EXCITATION OF ATOMIC OXYGEN RESONANCE RADIATION IN THE TERRESTRIAL AIRGLOW

BY

E.C. ZIPF AND E.J. STONE

SRCC REPORT NO. 156

JULY 1971

UNIVERSITY OF PITTSBURGH  
PITTSBURGH, PENNSYLVANIA

The Space Research Coordination Center, established in May, 1963, has the following functions: (1) it administers predoctoral and postdoctoral fellowships in space-related science and engineering programs; (2) it makes available, on application and after review, allocations to assist new faculty members in the Division of the Natural Sciences and the School of Engineering to initiate research programs or to permit established faculty members to do preliminary; work on research ideas of a novel character; (3) in the Division of the Natural Sciences it makes an annual allocation of funds to the interdisciplinary Laboratory for Atmospheric and Space Sciences; (4) in the School of Engineering it makes a similar allocation of funds to the Department of Metallurgical and Materials Engineering and to the program in Engineering Systems Management of the Department of Industrial Engineering; and (5) in concert with the University's Knowledge Availability Systems Center, it seeks to assist in the orderly transfer of new space-generated knowledge in industrial application. The Center also issues periodic reports of space-oriented research and a comprehensive annual report.

The Center is supported by an Institutional Grant (NsG-416) from the National Aeronautics and Space Administration, strongly supplemented by grants from the A. W. Mellon Educational and Charitable Trust, the Maurice Falk Medical Fund, the Richard King Mellon Foundation and the Sarah Mellon Scaife Foundation. Much of the work described in SRCC reports is financed by other grants, made to individual faculty members.

PHOTOELECTRON EXCITATION OF ATOMIC OXYGEN RESONANCE RADIATION  
IN THE TERRESTRIAL AIRGLOW

(Journal of Geophysical Research)

E. C. Zipf and E. J. Stone  
University of Pittsburgh  
Pittsburgh, Pennsylvania 15213

March 1971

Photoelectron Excitation of Atomic Oxygen Resonance Radiation  
in the Terrestrial Airglow

E. C. Zipf and E. J. Stone

Department of Physics

University of Pittsburgh

Pittsburgh, Pennsylvania 15213

Abstract

Recent laboratory measurements of the absolute cross sections for the excitation of the  $OI(^3S)$  resonance state by electron impact on  $O$  and  $O_2$  when combined with in situ measurements of the photoelectron energy distribution from 120 to 300 km show that photoelectron impact is the principal excitation mechanism for  $\lambda 1304 \text{ \AA}$  resonance radiation in the dayglow; dissociative excitation of  $O_2$  is found to play a minor role. The laboratory measurements indicate that the  $^3S$  state is strongly populated by cascade processes and imply that the  $OI(3p^3P \rightarrow 3s^3S; \lambda 8446 \text{ \AA})$  transition should be a prominent dayglow emission feature. These experiments also show that the excitation of atomic oxygen by low-energy electron impact cannot account for the  $\lambda 1304 \text{ \AA}$  or  $1356 \text{ \AA}$  emission observed in the tropical ultraviolet airglow.

## INTRODUCTION

The resonance multiplet of atomic oxygen  $O I(3s^3S - 2p^3P)$  consists of three lines at 1302, 1304 and 1306 Å and is a prominent emission feature in the vacuum ultraviolet spectrum of the terrestrial dayglow (Donahue and Fastie, 1963; Fastie and Crosswhite, 1964; Fastie et al., 1964; Kaplan et al., 1965; Katyushina, 1965; Fastie, 1968; Buckley and Moos, 1970; Barth and Schaffner, 1970), of the aurora (Crosswhite et al., 1962; Miller et al., 1968; Peek, 1970) and of the tropical ultraviolet airglow (Hicks and Chubb, 1970; Barth and Schaffner, 1970). In the dayglow it is generally believed that photoelectron impact augmented by resonance scattering of solar photons above 300 km is the dominant  $O I(^3S)$  excitation mechanism (Donahue and Fastie, 1963; Dalgarno, 1964; Tohmatsu, 1964; Kaplan and Kurt, 1965; Donahue, 1965; Tohmatsu, 1965; Strickland and Donahue, 1970).

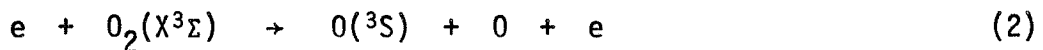
A definitive analysis of this problem, however, has been hampered by a lack of information on the absolute magnitude and shape of the total cross section for exciting the  $^3S$  resonance state by electron impact on O and on the actual photoelectron energy distribution in the day airglow. Although numerous attempts have been made to calculate the equilibrium electron energy distribution and the related excitation rates (Tohmatsu, 1964, Nagy and Fournier, 1965; Stewart, 1965; Tohmatsu et al., 1965; Green and Barth, 1967, Dalgarno et al., 1969; Prasad, 1969; Nagy and Banks, 1970), the results continue to differ widely from author to author reflecting in part the use of phenomenological cross sections that are in poor agreement with recent laboratory measurements. In general these calculations tend to overestimate the absolute excitation rate of various airglow features and place the altitude of peak

emission too low (Doering et al., 1970; Feldman et al., 1971).

The absolute cross section for the excitation of the  $OI(^3S)$  state by electron impact on atomic oxygen



has now been measured by Stone and Zipf (1971a). Detailed information is also available on the absolute cross section for dissociative excitation



(Lawrence, 1970; Ajello, 1970; Mumma and Zipf, 1971), and Doering et al. (1970) have measured the photoelectron energy distribution from 120 to 300 km with the sun at a zenith angle of  $60^\circ$ . These experiments now permit (1) a quantitative assessment of the role played by photoelectrons in the excitation of  $OI(^3S)$  atoms in the dayglow, (2) an evaluation of the relative importance of direct versus dissociative excitation, (3) a more accurate determination of the total inelastic cross section for electrons impacting on atomic oxygen in the important energy region from 9.5 to 200 eV, and (4) show that low-energy electron impact cannot be responsible for the  $\lambda 1356 \text{ \AA}$  and  $\lambda 1304 \text{ \AA}$  emission observed in the tropical ultraviolet airglow. In addition the laboratory measurements of Borst and Zipf (1971) show that dissociative excitation produces excited atoms with non-thermal velocity distributions.  $OI(^3S)$  atoms formed by this process will emit broadened resonance lines with complex line shapes. This effect introduces additional complications into the analysis of airglow and auroral  $\lambda 1304 \text{ \AA}$  data using radiative transport theory.

## RESULTS AND DISCUSSION

In Figure 1 and Table 1 we summarize our present experimental knowledge of the absolute cross sections for the direct and dissociative excitation of the  $OI(^3S)$  state. There is general agreement among laboratory workers on the magnitude and shape of the dissociative excitation cross section from threshold to 400 eV. The results are quoted with probable absolute errors of approximately  $\pm 15\%$  making these vacuum ultraviolet measurements comparable in accuracy to the  $N_2^+$  (0,0) first negative band cross section measurements (McConkey et al., 1967; Stanton and St. John, 1969, Borst and Zipf, 1970) that are widely used as laboratory standards in the visible spectral region. The absolute cross section for direct excitation of atomic oxygen is larger than the dissociative channel (process 2) by at least one order of magnitude throughout the important low energy range extending from threshold to 200 eV.

At low energies the  $OI(^3S)$  excitation function exhibits a well-developed peak reaching a maximum absolute value of  $1.2 \times 10^{-16} \text{cm}^2$  at 15 eV. The measured  $^3S$  excitation function does not have the characteristic shape of an allowed electric-dipole transition. This unexpected result has been discussed by Stone and Zipf (1971a) who have shown that the total cross section can be readily decomposed into a direct  $^3S$  channel with a maximum value of  $\sim 2.3 \times 10^{-17} \text{cm}^2$  at 42 eV and a cascade component that dominates at low energies. This is shown in Figure 2. Although a multiplicity of atomic oxygen states may be excited initially, these states ultimately populate the  $^3S$  state through a series cascade transitions involving the  $OI(3p^3P - 3s^3S; \lambda 8446 \text{ \AA})$  and  $OI(4p^3P - 3s^3S; \lambda 4368 \text{ \AA})$  transitions as the principal intermediaries. Auroral

data (Dick, 1970) suggest that the  $OI(3p^3P - 3s^3S)$  transitions is the preferred channel. A similar situation exists with respect to dissociative excitation. As Table 2 shows, nearly 66% of the total  $^3S$  population rate produced by dissociative excitation of  $O_2$  is due to  $\lambda 8446 \text{ \AA}$  cascade radiation while  $\lambda 4368 \text{ \AA}$  emission contributes less than 2%. Similar results have been obtained in studies on CO. In both cases  $(3p^3P)/(3s^3S)$  cascade ratio is nearly independent of the incident electron energy for  $E > 50 \text{ eV}$ ; this behavior is consistent with the model of dissociative excitation proposed recently by Borst and Zipf (1971). For the direct excitation channel (process 1) the cascade ratio is a sensitive function of the electron energy as Table 2 shows. The laboratory measurements indicate that the cross section for exciting the  $OI(3p^3P)$  state by electron impact on atomic oxygen is quite large at low electron energies ( $\sim 1.1 \times 10^{-16} \text{ cm}^2$  at 15 eV) and that the  $\lambda 8446 \text{ \AA}$  line should be an important emission feature in the dayglow.

In Figure 3 we compare the laboratory measurements of Stone and Zipf (1971a) with several theoretical electron excitation functions for the  $OI(^3S)$  state that have been used extensively in recent airglow analyses. The excitation cross sections obtained by Stauffer and McDowell (1966) [curves A1 and A2] are based on a detailed quantum mechanical calculation which only considered direct excitation of the  $^3S$  state, cascade processes were not taken into account. The theoretical results overestimate the magnitude of the excitation cross section at electron energies greater than 21 eV [approximation A2] and at all electron energies above threshold in the case of A1. Inclusion of cascade contributions from more energetic  $^3P$  states will increase the disagreement so that airglow calculations based on the work of Stauffer and



McDowell tend to overestimate the  $\lambda 1304 \text{ \AA}$  yield due to photoelectron impact and the importance of this inelastic process as an electron energy sink.

In addition to the detailed calculations of Stauffer and McDowell a number of semi-empirical cross sections for the  $^3S$  state have been developed by aeronomists. Green and Dutta (1967) and Jusick et al. (1967), for example, suggest that an adequate approximation to the total cross section is given by the formula

$$Q(E) = C f W^{-2} (1 - W/E)^{\nu} (W/E)^{\Omega} \quad (3)$$

where  $Q(E)$  is the total excitation cross section [as a function of electron energy],  $f$  is the optical oscillator strength of the transition,  $E$  and  $W$  are the impact and excitation energies, and  $C$ ,  $\nu$ , and  $\Omega$  are adjustable parameters. Curve B was obtained using parameter values recommended by these authors and the  $^3S$  oscillator strength obtained recently by Lawrence (1970) and Lin et al. (1970). The semi-empirical cross section obtained in this manner is not in good agreement with the experimental results.

Stewart (1965) has developed a similar set of phenomenological cross sections based on analogies with the few experimental results available. He assumes that optically allowed transitions have cross sections which have the same shape [ as a function of  $E/W$ ] as the hydrogen  $1s - 2p$  transition, and have peak magnitudes,  $Q_{\max}$ , given by an expression due to Seaton (1962):

$$Q_{\max} W^2/f = 2.1 \times 10^{-14} \text{ cm}^2 \text{ eV}^2 \quad (4)$$

where  $W$  and  $f$  are as defined above. Spin-exchange or other optically forbidden transitions are assumed to follow the shapes of the helium  $1^1s - 2^3s$  transition and the hydrogen  $1s - 2s$  transition, respectively, and to have peak magnitudes determined by the formula

$$Q_{\max} W^2 = 1.5 \times 10^{-15} \text{cm}^2 \text{eV}^2 \quad (5)$$

Excitation cross sections  $C1$  and  $C2$ , which account for the direct and total excitation of the  $OI(^3S)$  state respectively, were constructed using these formulas. The total cross section obtained in this manner has a shape similar to the laboratory result, but is smaller in magnitude by nearly an order of magnitude.

#### OI 1304 Å AIRGLOW

The experimental cross sections presented in Figures 1 and 2 and the in situ photoelectron energy distribution measurements of Doering et al. (1970) were used to calculate the absolute population rates for the  $OI(3s^3S)$  and  $OI(3p^3P)$  states due to electron impact on  $O$  and  $O_2$  with the sun at a solar zenith angle of  $60^\circ$ . These results are shown in Figure 4. The atomic oxygen densities used in the computation were taken from a CIRA summer model atmosphere with an exospheric temperature of  $900^\circ\text{K}$ . The calculation indicates that dissociative excitation is a minor source of  $\lambda 1304 \text{ \AA}$  and  $\lambda 8446 \text{ \AA}$  radiation in the dayglow ( $\sim 1\%$ ). This is not surprising in view of the state of the excitation functions and the low-energy character of the photoelectron spectrum. Direct excitation of atomic oxygen by electron impact is found to contribute significantly to the population of the  $OI(3s^3S)$  and  $OI(3p^3P)$  states in the dayglow in agreement with the airglow models first discussed by Donahue and Fastie (1963) and by Dalgarno (1964). The calculated

population rate for the  $OI(3p^3P)$  state implies that the zenith intensity of the  $OI \lambda 8446 \text{ \AA}$  line would be approximately 1.7 kR with the sun at a zenith angle of  $60^\circ$ . The corresponding column production rate for the  $\lambda 1304 \text{ \AA}$  triplet would be about 1.9 kR from electron impact plus an additional  $\sim 0.3$  kR due to resonance scattering (Strickland and Donahue, 1970) at high altitudes. Bowen fluorescence (1934; 1947) will contribute approximately 0.2 kR (Donahue and Fastie, 1964) while  $O_2$  absorption will decrease the overall column production rate by about 20 - 30% (Strickland, personal communication, 1971). Hence the effective  $O(^3S)$  column production rate with the sun at a zenith angle of  $60^\circ$  would be approximately 2kR. If we invoke the resonance scattering model proposed by T. M. Donahue (c.f. Hicks and Chubb, 1970; Barth and Schaffner, 1970), the  $O(^3S)$  column production rate implied by the laboratory and rocket experiments would correspond to a  $\lambda 1304 \text{ \AA}$  intensity of  $\sim 4$  kR as viewed by an overhead satellite. This value compares favorably with the average NRL satellite measurements of 5 - 8 kR for a  $60^\circ$  solar zenith angle (R. Meier, personal communication 1971). The results agree within the quoted experimental error, although the small difference may also be due to the use of a model atmosphere with insufficient atomic oxygen (von Zahn, 1971); in fact the recent increase in the  $O/O_2$  density proposed by von Zahn (1970) and by Offermann and von Zahn et al., (1971) would bring our calculated  $\lambda 1304 \text{ \AA}$  into nearly exact agreement with the NRL observations.

In Figure 5 we compare the  $OI(^3S)$  population rate based on the laboratory and in situ measurements (curve B) with the results of two recent theoretical calculations. Curve C is based on the work of Stewart (1970) which involves an elaborate phenomenological calculation of the photo-electron energy distribution. The actual electron density profile obtained

during the rocket flight of Doering et al. (1970) was used to correct the  $^3S$  excitation efficiency curves presented by Stewart (cf. Figures 2 and 3; Stewart, 1970). Stewart's calculation places the altitude of peak emission at 160 km, predicts a peak population rate of  $3.4 \times 10^2 \text{cm}^{-3} \text{sec}^{-1}$  and a column production rate for the  $\lambda 1304 \text{ \AA}$  triplet of 3.5 kR. Curve A was obtained by Strickland and Donahue (1970) from a radiative transport analysis of  $\lambda 1304 \text{ \AA}$  data obtained by Fastie et al. (1964) at a time when the level of solar activity was much lower. Their result implies a column production rate of 2.2 kR due to a source other than resonance scattering of solar photons. Both calculations are in good agreement with the NRL satellite data, although there are noticeable differences in detail.

#### TROPICAL ULTRAVIOLET AIRGLOW

The laboratory results of Stone and Zipf (1971a) suggest that the  $OI(^3S)$  state is efficiently populated by cascade radiations at low electron energies and that from threshold to approximately 40 eV the cross section has a shape characteristic of a spin-change transition. Stone and Zipf (1971b) have also shown in a more recent experiment that the excitation function for the  $OI(^5S)$  state due to electron impact on atomic oxygen



is very similar in shape to the cross section for the  $OI(3p^3P)$  state (the difference component in Figure 2). Their results imply that, as far as low energy electrons ( $E < 40 \text{ eV}$ ) are concerned, the  $^3S$  and  $^5S$  states have excitation functions that are nearly identical in shape. This possibility was not considered in previous discussions of the  $1356 \text{ \AA} - 1304 \text{ \AA}$  airglow

problem. The laboratory measurements also show that at higher electron energies the  $^3S$  state is clearly favored over the  $^5S$  state.

The absolute magnitude of the  $OI(^5S)$  cross section is not known with certainty at this moment. The laboratory results, however, place a lower limit on the magnitude of  $Q_{\max}(^5S)$  of approximately  $2 \times 10^{-17} \text{cm}^2$  assuming that the  $^5S$  radiative lifetime given by Garstang (1961) is correct. The dayglow experiments show convincingly that the  $1356 \text{ \AA}/1304 \text{ \AA}$  ratio is quite small and are consistent with the lower limit established by the laboratory data (Stone and Zipf, 1971b). Barth and Schaffner (1970), for example, report a value of 0.06 for this ratio. When taken together, the laboratory and dayglow observations imply that the excitation of atomic oxygen by a flux of low energy electron invariably leads to a small  $1356 \text{ \AA}/1304 \text{ \AA}$  ratio and therefore that this mechanism could not account for the large  $1356/1304$  ratios observed in the tropical ultraviolet airglow (Chubb and Hicks, 1970; Barth and Schaffner, 1970).

Furthermore, the work of Stone and Zipf (1971a) implies that 10 - 20 eV electrons would also strongly excite the  $OI \ 8446 \text{ \AA}$  line and that the  $\lambda 8446 \text{ \AA}$  excitation rate would be comparable in magnitude to the  $OI(^3S)$  population rate. This implies that in the tropical airglow the  $\lambda 8446 \text{ \AA}$  zenith intensity would be approximately 500 R when the  $\lambda 1304 \text{ \AA}$  intensity was approximately 1 kR as viewed from a satellite above the emission layer. The concomitant  $\lambda 8446 \text{ \AA}$  emission would also be confined to the geographical regions of  $O(^3S)$  enhancement. The work of Sparrow et al. (1970), however, appears to show clearly that this is not the case. They observe a maximum signal of only 50 R above the normal airglow signals in a spectral region ( $6000 - 8500 \text{ \AA}$ ) which includes the

OI( $3p^3P \rightarrow 3s^3S$ ) transitions. Furthermore, the weak red emission was not confined to the region of the tropical VUV anomaly. Hence the observational data place a stringent upper limit on the magnitude of  $\lambda 8446$  emission in the enhanced equatorial airglow which is at least one order of magnitude smaller than the signal that would have resulted were electron impact on atomic oxygen the dominant source of the OI resonance radiation in the tropical ultraviolet airglow.

Although direct excitation of atomic oxygen alone cannot account for the observed  $\lambda 1356 \text{ \AA} / \lambda 1304 \text{ \AA}$  in the tropical ultraviolet airglow, an alternative mechanism might involve excitation of the OI( $^3S$ ) state by electron impact (accompanied by weak  $\lambda 1356 \text{ \AA}$  emission) plus dissociative excitation of  $O_2$  to produce the observed  $\lambda 1356 \text{ \AA}$  signal. The possibility of this scheme is based on the conclusions of Wells et al. (1971) who have shown that the ratio of the dissociative excitation cross sections  $Q(^5S)/Q(^3S) \approx 2$ . To be effective dissociative excitation would require a sizeable flux of comparatively energetic electrons ( $E > 30 \text{ eV}$ ) and they would have to be deposited low enough in the atmosphere to counteract the unfavorable  $O_2/O$  ratio at F region altitudes.

Although this mechanism can account for the  $\lambda 1356 \text{ \AA} / \lambda 1304 \text{ \AA}$  ratio observed in the tropical ultraviolet, the relatively high energy electrons that would be required would also effectively excite various  $N_2$  and  $N_2^+$  band systems. None of these emission features are observed. The infrared atomic oxygen lines ( $\lambda 8446 \text{ \AA}$  and  $\lambda 7774 \text{ \AA}$ ) would also be strongly excited (Lawrence, 1970), but they have not been observed either (Sparrow et al., 1970). Hence, within the framework of existing laboratory and observational data there is

no process or self-consistent set of processes that would allow electron impact to be the dominant source of the  $\lambda 1304 \text{ \AA}$  and  $1356 \text{ \AA}$  emission observed in the tropical ultraviolet airglow.

Because of the predominance of atomic oxygen in the F-region, the thermalization of energetic photoelectrons or secondary electrons formed in aurora at these altitudes is controlled almost entirely by a competition between elastic losses to ambient electrons and inelastic losses to atomic oxygen. In order to calculate the equilibrium photoelectron fluxes and the critical energy (Dalgarno et al., 1963) a complete set of inelastic cross sections for electrons impacting on O is needed; detailed experimental information of this kind is not yet available. However, useful guidelines do exist. Because the excitation of oxygen atoms to states lying between the ionization continuum and the threshold energies of the  $^3S$  and  $^5S$  states leads ultimately to the emission of  $\lambda 1304 \text{ \AA}$  and  $\lambda 1356 \text{ \AA}$  photons, the total excitation cross section for the  $^3S$  and  $^5S$  states can be used to estimate the mean electron energy loss rate in this important energy range. The laboratory measurements imply that inelastic losses to the manifold of quintet states is a minor energy sink, and that below 30 eV excitation of the high-lying  $^3P$  states is the preferred inelastic channel. In Figure 6 we show the principal inelastic cross sections for electrons impacting on atomic oxygen that have been identified so far on the basis of experiment or theory. The experimental details can be found in the work of Fite and Brackmann (1959), Rothe et al. (1962), and Stone and Zipf (1971a,b). No experimental data are currently available on the excitation of the  $^1S$  and  $^1D$  states of atomic oxygen by electron impact. For these processes we rely on the recent calculations of Henry et al. (1969).

Finally we note that dissociative excitation of the  $^3S$  state is particularly interesting because of the potential complications that this collision process introduces into a radiation entrapment calculation. The  $OI(^3S)$  atoms produced by dissociative excitation are likely to have substantial kinetic energy (Borst and Zipf, 1971) and emit highly broadened resonance lines that may have unusual line shapes. The laboratory studies indicate that the average fragment atom may have an energy of 1 - 2 eV or more and that the velocity distribution of the dissociated atoms is a sensitive function of the incident electron energy. Much of the radiation emitted by these fast atoms will escape as though the atmosphere were optically thin. When this process is the dominant excitation mode, unusual limb-brightening effects may be observable. Dissociative excitation will be most important in auroral events where energetic electrons are abundant and are deposited at much lower altitudes where  $O_2$  is a major atmospheric constituent.



## ACKNOWLEDGEMENTS

This research was supported in part by the National Aeronautics and Space Administration (NGL 39-011-030) and by the Advanced Research Projects Agency, The Department of Defense, and was monitored by the U. S. Army Research Office, Durham, under Contract No. DA-31-124-ARO-D-440.

## References

- Ajello, J. M., "Dissociative Excitation of  $O_2$  in the Vacuum Ultraviolet by Electron Impact", J. Chem. Phys., to be published, 1971.
- Barth, C. A., and S. Schaffner, "Ogo 4 Spectrometer Measurements of the Tropical Ultraviolet Airglow", J. Geophys. Res., 75, 4299, 1970.
- Barth, C. A., "The Spectrum of the Ultraviolet Aurora", Ann. Geophys., 24, 1, 1968.
- Borst, W. L., and E. C. Zipf, "Energy Spectra of Metastable Oxygen Atoms Produced by Electron Impact Dissociation of  $O_2$ ", Phys. Rev. A, July 1971.
- Borst, W. L., and E. C. Zipf, "Cross Section for Electron-Impact Excitation of the (0,0) First Negative Band of  $N_2^+$  From Threshold to 3 keV", Phys. Rev. A, 1, 834, 1970.
- Bowen, I. S., Pub. A.S.P., 46, 146, 1934.
- Bowen, I. S., Pub. A.S.P., 59, 196, 1947.
- Buckley, J. L., and H. W. Moos, "Observation and Interpretation of Post-Twilight Ultraviolet Emission from Atomic Oxygen", Trans. AGU, 51, 795, 1970.
- Crosswhite, H. M., E. C. Zipf, and W. G. Fastie, "Far Ultraviolet Auroral Spectra", J. Opt. Soc. Amer., 6, 643, 1962.
- Dalgarno, A., M. B. McElroy, and R. J. Moffett, "Electron Temperature in the Ionosphere", Planet. Space Sci., 11, 463, 1963.
- Dalgarno, A., M. B. McElroy, and A. I. Stewart, "Electron Impact Excitation of the Dayglow", J. Atmos. Sci., 26, 753, 1969.
- Dalgarno, A., "Corpuscular Radiation in the Upper Atmosphere", Ann. Geophys., 20, 65, 1964.

- Dick, K. A., "Some Spectrometric Results from the NASA 1968 Airborne Auroral Expedition", J. Geophys. Res., 75, 5606, 1970.
- Doering, J. P., W. G. Fastie, and P. D. Feldman, "Photoelectron Excitation of N<sub>2</sub> in the Day Airglow", J. Geophys. Res., 75, 4787, 1970.
- Donahue, T. M., "Some Considerations Concerning Radiation Transport in the OI 1304 Triplet in the Upper Atmosphere", Planet. Space Sci., 13, 871, 1965.
- Donahue, T. M., and W. G. Fastie, "Observation and Interpretation of Resonance Scattering of Lyman  $\alpha$  and OI (1300) in the Upper Atmosphere", Space Research IV, Amsterdam, North-Holland Publ. Co., 304, 1963.
- Fastie, W. G., "Far Ultraviolet Day Airglow Studies", Planet. Space Sci. 16, 929, 1968.
- Fastie, W. G., and H. M. Crosswhite, "Far U.V. Dayglow Measurements: Atomic Oxygen:", Planetary Space Sci., 12, 1021, 1964.
- Fastie, W. G., H. M. Crosswhite, and D. F. Heath, "Rocket Spectrophotometer Airglow Measurements in the Far Ultraviolet", J. Geophys. Res., 69, 4129 (1964).
- Feldman, P. D., J. P. Doering, and E. C. Zipf, "Excitation of O(<sup>1</sup>S) Atoms in the Day Airglow", J. Geophys. Res., 76, 3087, 1971.
- Fite, W. L. and R. T. Brackmann, "Ionization of Atomic Oxygen on Electron Impact", Phys. Rev., 113, 815, 1959.
- Jusick, A. T., C. E. Watson, L. R. Peterson, and A. E. S. Green, "Electron Impact Cross Sections for Atmospheric Species", J. Geophys. Res., 72, 3943, 1967.
- Garstang, R. H., "Mutual Magnetic Interactions and Oscillator Strengths in the First Spectrum of Oxygen", Proc. Cambridge Phil. Soc., 57, 115, 1961.

- Green, A. E. S., and C. A. Barth, "Calculations of the Photoelectron Excitation of the Dayglow", J. Geophys. Res., 72, 3975, 1967.
- Green, A. E. S., and S. K. Dutta, "Semi-empirical Cross Sections for Electron Impact", J. Geophys. Res., 72, 3933, 1967.
- Henry, R. J. W., P. G. Burke, and A. L. Sinfailam, "Scattering of Electrons by C, N, O, O<sup>+</sup> and O<sup>++</sup>", Phys. Rev., 178, 218, 1969.
- Hicks, G. T., and T. A. Chubb, "Equatorial Aurora/Airglow in the Far Ultraviolet", J. Geophys. Res., 75, 6233, 1970.
- Kaplan, S. A., V. V. Katyushina, and V. G. Kurt, "Intensity Measurements of Scattered Ultraviolet Radiation (1216 Å and 1300 Å) in the Upper Atmosphere", Space Research V, Amsterdam, North-Holland Publ. Co. 595, 1965.
- Kaplan, S. A., and V. G. Kurt, "Interpretation of Observations of the Triplet ( $\lambda = 1300 \text{ \AA}$ ) in the Upper Atmosphere", Kosmich. Issled. Akad. Nauk SSSR, 3, 256, 1965.
- Kieffer, L. J., and G. H. Dunn, "Electron Impact Ionization Cross-Section Data for Atoms, Atomic Ions, and Diatomic Molecules" 1. Experimental Data", Rev. Modern Phys., 38, 1, 1966.
- Labuhn, F., in "Atomic Transition Probabilities H to Ne, Vol. I, edited by W. L. Wiese, B. M. Glennon, and N. W. Smith (U.S. Govt. Printing Office, Washington, D. C. 1966).
- Lawrence, G. M., "Dissociative Excitation of Some Oxygen-Containing Molecules: Lifetimes and Electron-Impact Cross Sections", Phys. Rev. A, 2, 397, 1970.
- Lin, C. L., D. A. Parkes, and F. Kaufman, "Oscillator Strength of the Resonance Transition of Ground-State N and O", J. Chem. Phys., 53, 3896, 1970.

- McConkey, J. W., J. M. Woolsey, and D. J. Burns, "Absolute Cross Sections for Electron Impact Excitation of  $3914 \text{ \AA} \text{ N}_2^+$ ", *Planet. Space Sci.*, 15, 1332, 1967.
- Miller, R. E., W. G. Fastie, and R. C. Isler, "Rocket Studies of Far Ultraviolet Radiation in an Aurora", *J. Geophys. Res.*, 73, 3353, 1968.
- Mumma, M. J., and E. C. Zipf, "Calibration of Vacuum-Ultraviolet Monochromators by the Molecular Branching-Ratio Technique", *J. Opt. Soc. Amer.*, 61, 83, 1971.
- Mumma, M. J., and E. C. Zipf, "Excitation of Vacuum Ultraviolet Emission Features by Dissociative Excitation of Molecular Gases: I.  $\text{H}_2$  and  $\text{O}_2$ ", *J. Chem. Phys.*, to be published, 1971.
- Nagy, A. F., and P. M. Banks, "Photoelectron Fluxes in the Ionosphere", *J. Geophys. Res.*, 75, 6260, 1970.
- Nagy, A. F., and J. P. Fournier, "Calculated Zenith Intensity of the Second Positive Band of Molecular Nitrogen", *J. Geophys. Res.*, 70, 5981, 1965.
- Peek, H. M., "Vacuum Ultraviolet Emission From Auroras", *J. Geophys. Res.*, 75, 6209, 1970.
- Prasad, S. S., "Escaping Photoelectrons and Dayglow", *J. Geophys. Res.*, 74, 4772, 1969.
- Rothe, E. W., L. L. Marion, R. H. Neynaber, and S. M. Trujillo, "Electron Impact Ionization of Atomic Hydrogen and Atomic Oxygen", *Phys. Rev.*, 125, 582, 1962.
- Seaton, M. J., "Theory of Excitation and Ionization by Electron Impact", in Atomic and Molecular Processes, edited by D. R. Bates, New York, Academic Press, p. 375, 1962.

- Sparrow, J. G., E. P. Ney, G. B. Burnett, and J. W. Stoddart, "F-Region Airglow Observations from Oso 5", J. Geophys. Res., 75, 5474, 1970.
- Stanton, P. N., and R. M. St. John, "Electron Excitation of the First Positive Bands of  $N_2$  and of the First Negative and Meinel Bands of  $N_2^+$ ", J. Opt. Soc. Am., 59, 252, 1969.
- Stauffer, A. D., and M. R. C. McDowell, "An Impact Parameter Treatment of the Excitation of Atoms by Charged Particles", Proc. Phys. Soc., 89, 289, 1966.
- Stewart, A. I., "Photoionization Coefficients and Photoelectron Impact Excitation Efficiencies in the Daytime Ionosphere", J. Geophys. Res., 75, 6333, 1970.
- Stewart, A. I., "Fast Photoelectrons and the Dayglow", Ph.D. Thesis (unpublished), Queens University, Belfast, 1965.
- Stone, E. J., and E. C. Zipf, "Excitation of the  $OI(^3S)$  and  $NI(^4P)$  Resonance States by Electron Impact on O and N", Phys. Rev. A, to be published, Aug. 1971a.
- Stone, E. J., and E. C. Zipf, "Electron-Impact Excitation of the  $^5S$  State of Atomic Oxygen", submitted to J. Geophys. Res., 1971b.
- Stone, E. J., and E. C. Zipf, "Excitation of Vacuum Ultraviolet Radiation by Electron Impact on Atomic Nitrogen", Phys. Rev. A, to be published, 1971c.
- Strickland, D. J., and T. M. Donahue, "Excitation and Radiative Transport of  $OI\ 1304\ \overset{\circ}{A}$  Resonance Radiation, 1, Dayglow", Planet. Space Sci., 18, 661, 1970.
- Tohmatsu, T., "Photoelectronic Excitation of Atomic Oxygen  $1300\ \overset{\circ}{A}$  Triplet Emission in the Day Airglow. II, The Line Intensity Ratio", Rept, Ionospheric Space Res. Japan, 19, 509, 1965.

- Tohmatsu, T., T. Ogawa, and H. Tsuruta, "Photoelectronic Processes in the Upper Atmosphere, 1, Energy Spectrum of the Primary Photoelectrons", Rept, Ionospheric Space Res. Japan, 19, 482, 1965.
- Tohmatsu, T., "Photo-electronic Excitation of Atomic Oxygen 1302-4-6 A Triplet Emission in the Day Airglow", Rept. Ionospheric Space Res. Japan, 18, 425, 1964.
- Wells, W. C., W. L. Borst, and E. C. Zipf, "Production of the  $O(^5S)$  State by Electron Dissociation of  $O_2$ ", submitted to J. Chem. Phys. (1971).
- von Zahn, U., "Mass Spectrometer Measurements of Atomic Oxygen in the Upper Atmosphere: A Critical Review", J. Geophys. Res., 72, 5933, 1967.
- von Zahn, U., "Neutral Air Density and Composition at 150 Kilometers", J. Geophys. Res., 75, 5517, 1971.
- Offermann, D., and U. von Zahn, "Atomic Oxygen and Carbon Dioxide in the Lower Thermosphere", J. Geophys. Res., 76, 2520, 1971.

Table I  
 Absolute Electron Excitation Cross Sections  
 For The OI(<sup>3</sup>S) State.

Target Gas	$\sigma$ (max) (cm <sup>2</sup> )	E(max) (eV)	Reference
O	[1.2 ± 0.4] (-16)*	15	Stone and Zipf (1971)
O <sub>2</sub>	[3.18 ± 0.50] (-18)	83	Lawrence (1970)
O <sub>2</sub>	3.00 (-18) <sup>†</sup>	100	Ajello
O <sub>2</sub>	[3.82 ± 0.50] (-18) <sup>a,b</sup>	83	Mumma and Zipf (1971)
O <sub>2</sub>	[3.04 ± 0.50] (-18) <sup>c</sup>	83	Mumma and Zipf (1971)

\* Read (1.3 ± 0.4) × 10<sup>-16</sup>cm<sup>2</sup>

<sup>†</sup> Probable absolute error not stated.

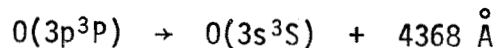
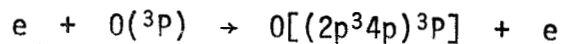
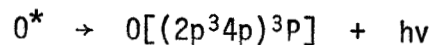
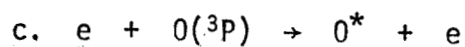
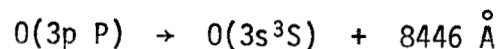
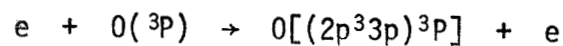
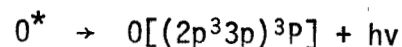
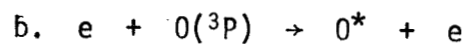
Absolute calibration based on the branching ratio technique described by Mumma and Zipf (1970) and on the NI(<sup>2</sup>D - <sup>2</sup>P<sup>0</sup>)/NI[<sup>2</sup>D → <sup>2</sup>D<sup>0</sup>] branching ratio given by (a) Labuhn et al. (1966), (b) Stone and Zipf (1971c), and (c) Aarts and De Heer (personal communication, 1970).



Table II  
Relative OI(<sup>3</sup>S) Population Rates

Target gas	O <sub>2</sub>	CO	O	O	O
Electron energy	83 eV	83 eV	15 eV	30 eV	50 eV
Direct channel <sup>a</sup>	0.350	0.282	0.10	0.50	0.83
Cascade: 8446 Å <sup>b</sup>	0.635	0.706	0.84	0.50	0.17
4368 Å <sup>c</sup>	0.015	0.014	0.06	---	---

Collision Process:



## Figure Captions

- Figure 1. Absolute cross sections for the excitation of the  $OI(^3S)$  by electron impact on  $O$  and  $O_2$  based on the laboratory experiments of Stone and Zipf (1971) and Mumma and Zipf (1971) respectively.
- Figure 2. The total  $O(^3S)$  excitation cross section for electron impact on atomic oxygen. The calculations of Stauffer and McDowell (1966) were normalized at 200 eV and used as a measure of the direct ( $^3S$ ) channel. The difference curve represents the total cascade contribution.
- Figure 3. Theoretical, semi-empirical and experimental cross sections for the excitation of the  $OI(3s\ ^3S)$  state by electron impact on atomic oxygen:
- A1 and A2: Stauffer and McDowell (1966).
  - B: Jusick et al. (1967).
  - C1 and C2: Stewart (1965).
  - Experiment: Stone and Zipf (1971a).
- Figure 4. The absolute population rates for the  $OI(3s\ ^3S)$  and  $OI(3p\ ^3P)$  states due to photoelectron impact on  $O$  and  $O_2$  with the sun at a zenith distance of  $60^\circ$ .
- Figure 5. A comparison of the  $OI(^3S)$  population rate based on laboratory data and on in situ measurement of the photoelectron energy distribution (curve B) with recent theoretical treatments [curve A, Strickland and Donahue (1970); curve C, Stewart (1970)].
- Figure 6. Compilation of current laboratory and theoretical data on the principal inelastic cross sections for electrons impacting on atomic oxygen.

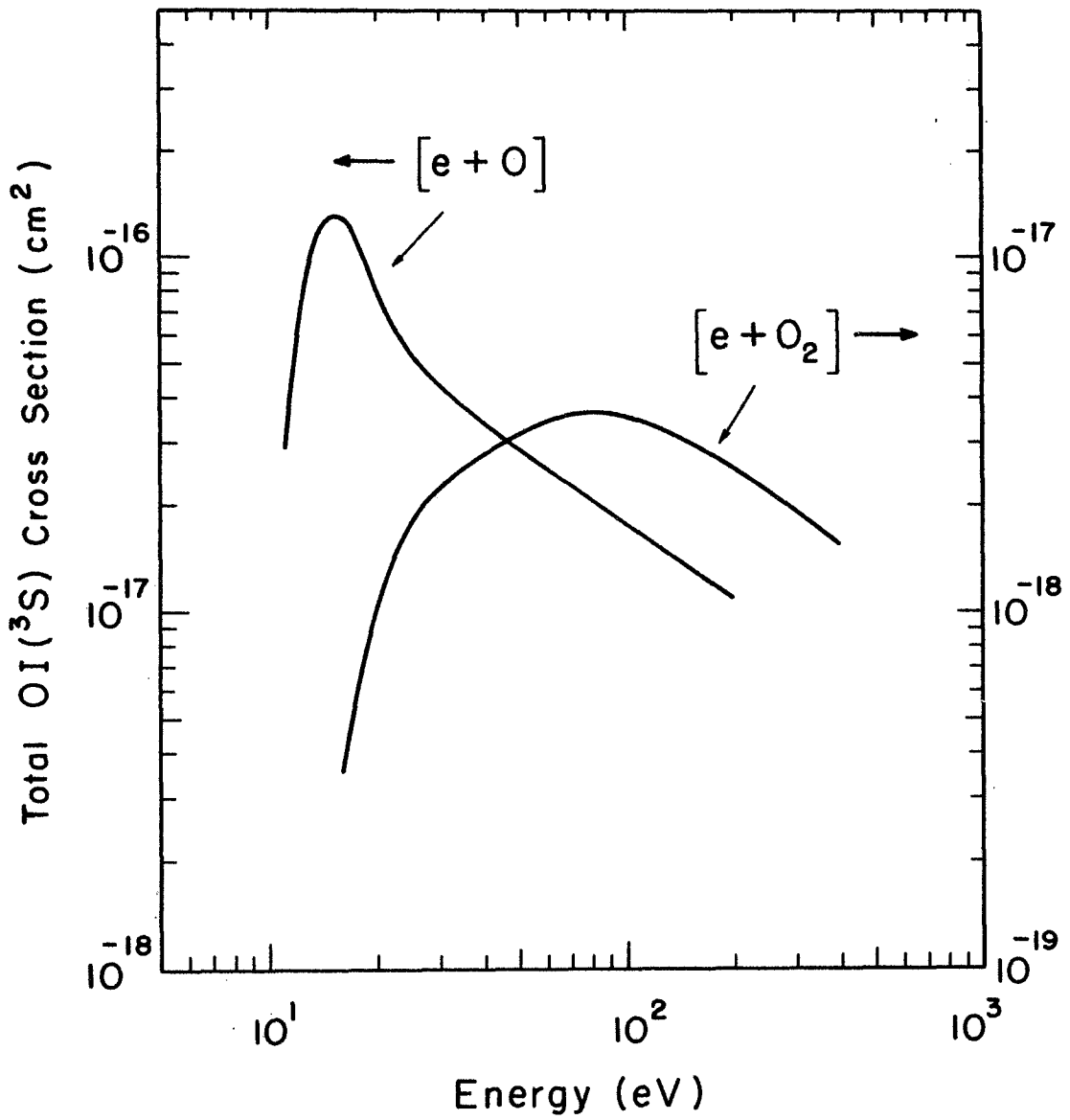


Figure 1

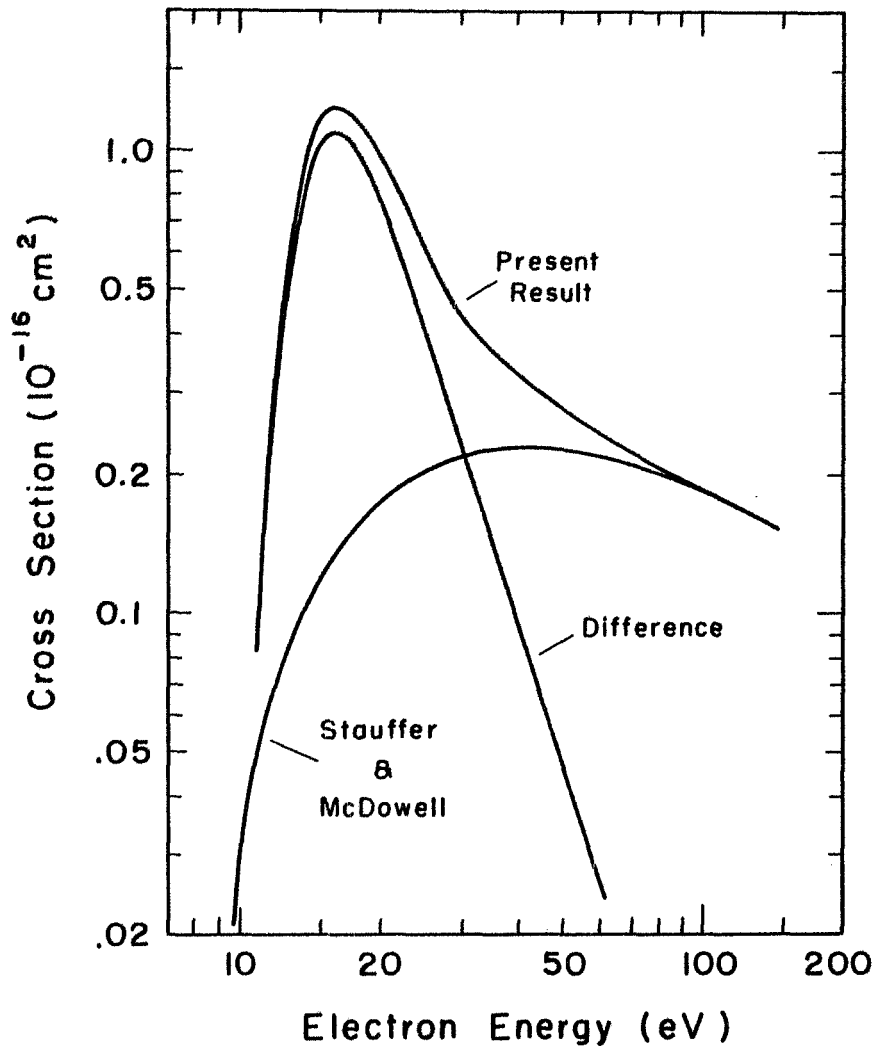


Figure 2

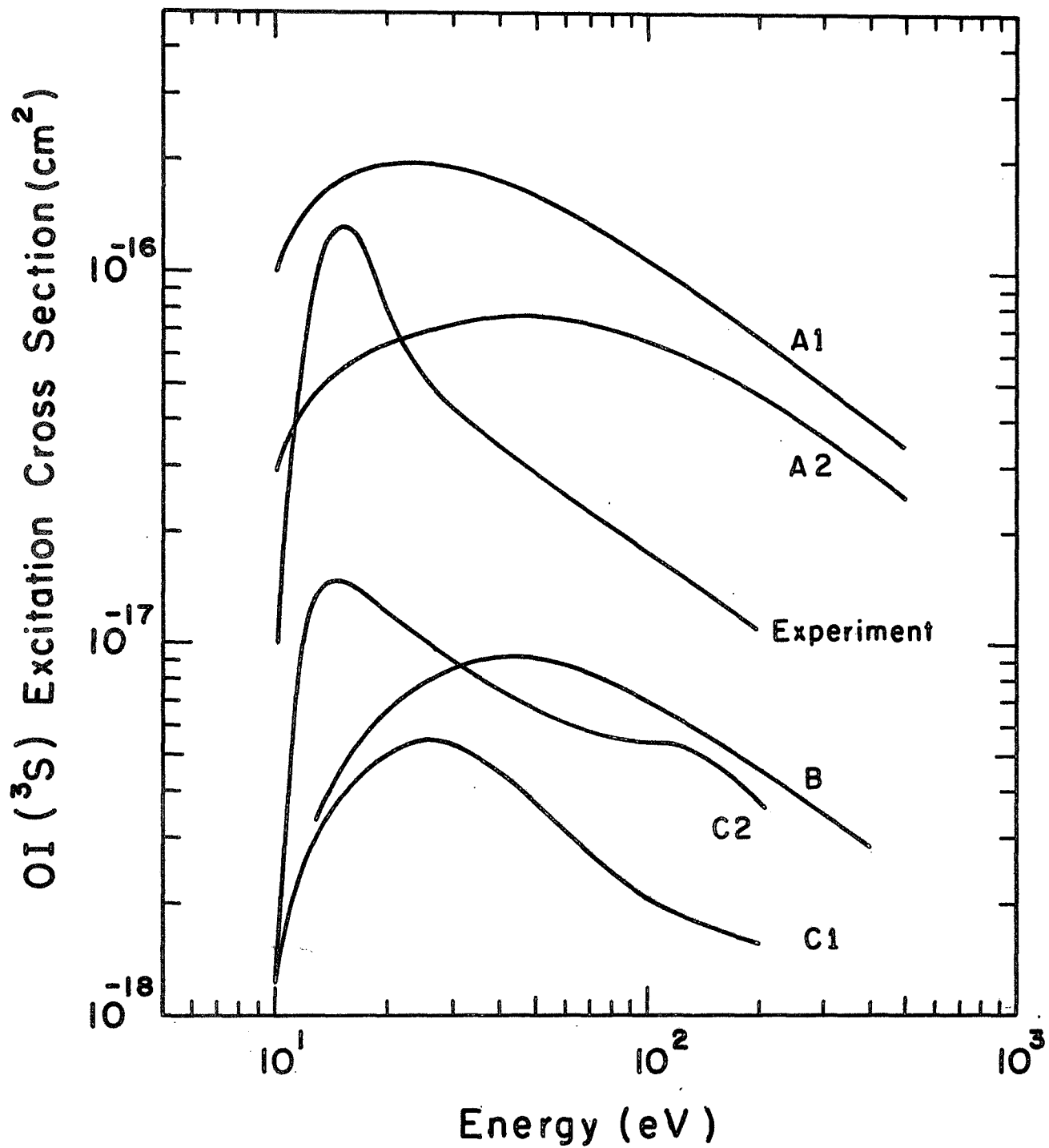


Figure 3

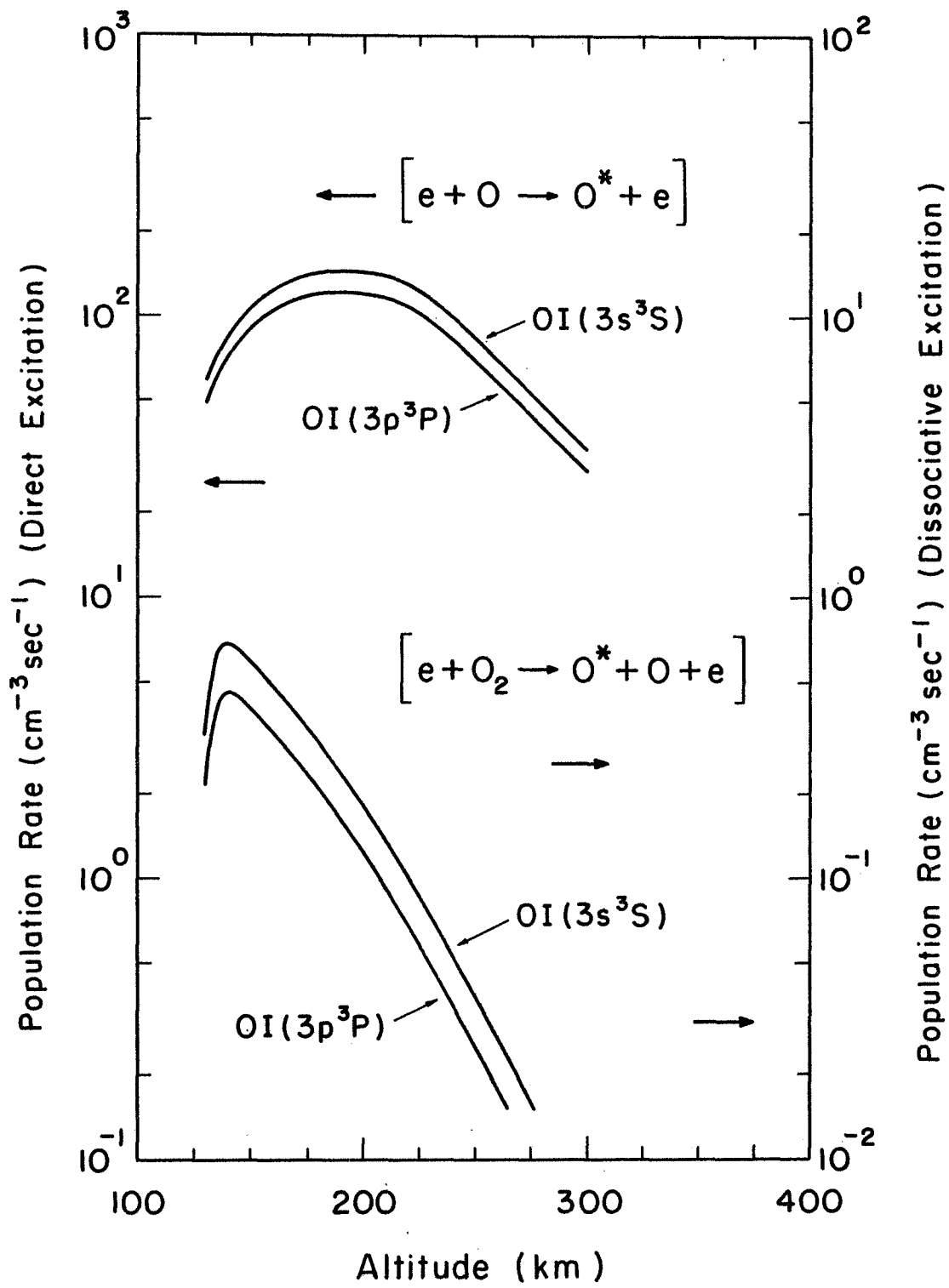


Figure 4

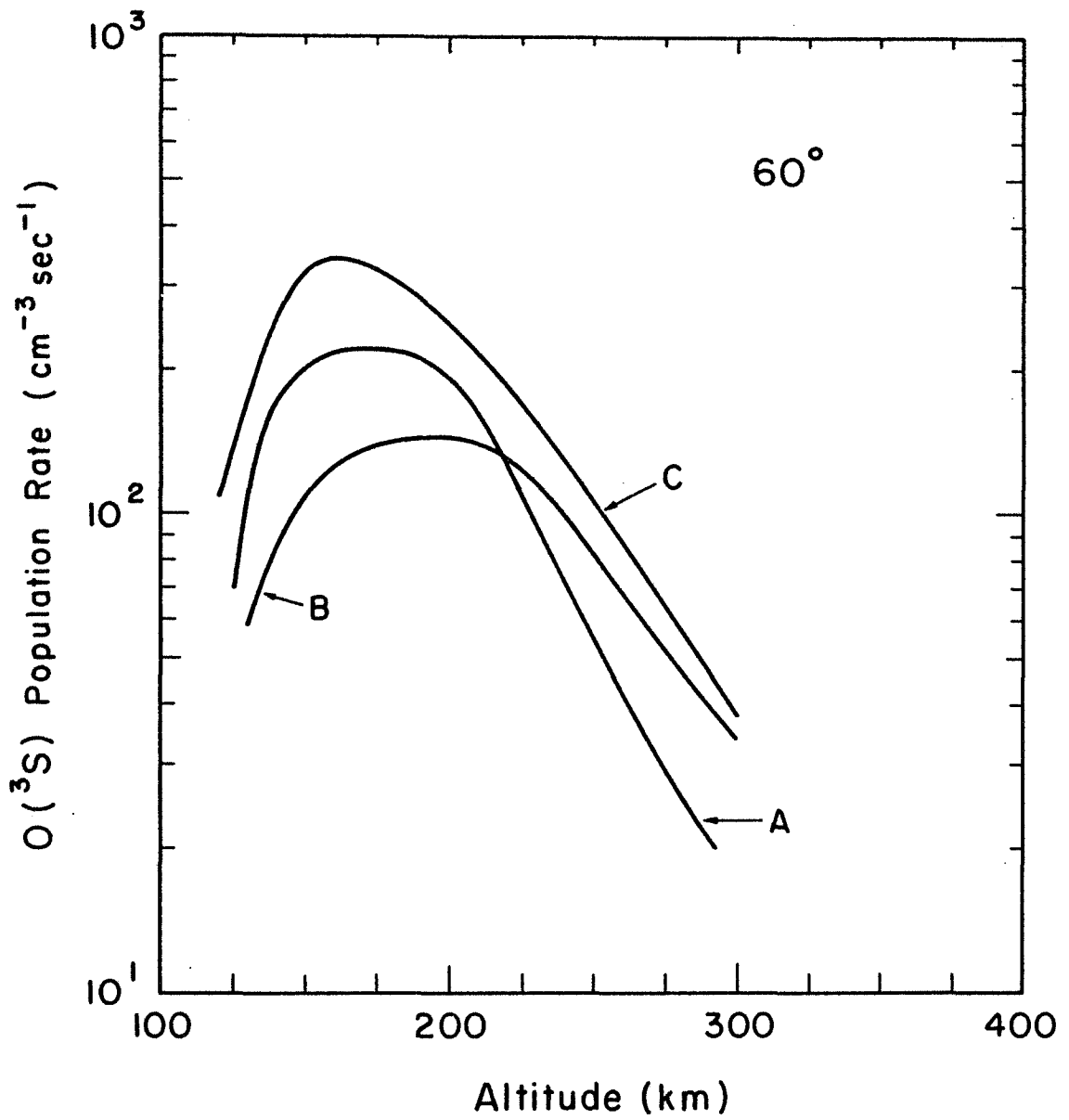


Figure 5

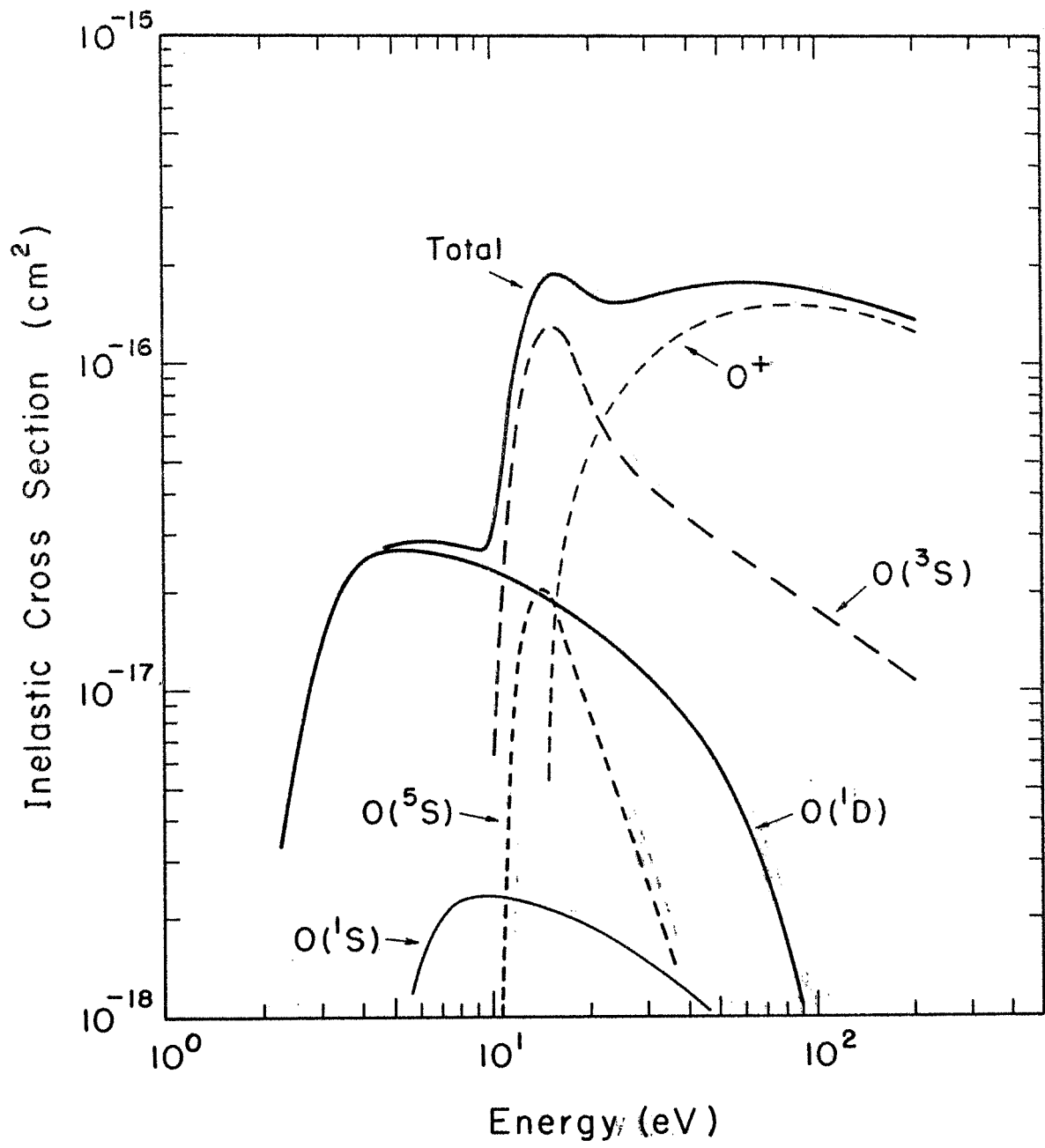


Figure 6