

*Data Management Copy # 3*

DMS-DR-1174

CR-120,065

JUNE 1972

**-SPACE SHUTTLE-**

**SPACE SHUTTLE ABORT  
SEPARATION PRESSURE  
INVESTIGATION**

**VOLUME VI**

**ORBITER DATA AT MACH 2**

by

**L. L. Trimmer, ARO**

**D. A. Love, LMSC/HREC**

**J. M. Rampy, NSI**

**J. P. Decker, LaRC**

**K. L. Blackwell, MSE**

**W. T. Strike, ARO**

**AEDC-VKF TUNNEL A**

**Arnold Engineering  
Development Center**


**SADSAC SPACE SHUTTLE  
AEROTHERMODYNAMIC  
DATA MANAGEMENT SYSTEM**

**CONTRACT NAS8-4016  
MARSHALL SPACE FLIGHT CENTER**



This document should  
be referenced as  
NASA CR-120,065


(NASA-CR-120065) SPACE SHUTTLE ABORT  
SEPARATION PRESSURE INVESTIGATION. VOLUME  
6: ORBITER DATA AT MACH 2 L.L. Trimmer,  
et al (Chrysler Corp.) Jun. 1972 642 p  
CSCL 22B G3/31 34207



Unclas

N72-27930

*2-P  
mm/x*



NASA Series Number: P-1002

DMS-DR-1174  
VOLUME VI  
CR-120,065  
JUNE, 1972

SADSAC/SPACE SHUTTLE

WIND TUNNEL TEST DATA REPORT

CONFIGURATION: MDAC Orbiter and Booster Shuttle Models; 0.00556 Scale

TEST PURPOSE: Experimental Pressure Investigation of Space Shuttle Booster  
and Orbiter Vehicles in Proximity at Mach Numbers of 2.0  
to 5.0

TEST FACILITY: AEDC-VKF Tunnel A

TESTING AGENCY: LaRC/MSFC

TEST NO. & DATE: AEDC STS 1163; 22 through 27 July, 1971

FACILITY COORDINATOR: L. L. Trimmer, ARO; D. A. Love, IMSC/HREC

PROJECT ENGINEER(S): J. M. Rampy, NSI  
J. P. Decker, LaRC  
K. L. Blackwell, MSFC  
W. T. Strike, ARO

DATA MANAGEMENT SERVICES

Details of illustrations in  
this document may be better  
studied on microfiche

LIAISON: *Albert Martin* DATA OPERATIONS: *J. L. Glynn*  
*for* J. E. Vaughn J. L. Glynn

RELEASE APPROVAL: *J. L. Glynn*  
*for* N. D. Kemp, Supervisor  
Aero Thermo Data Group

CONTRACT NAS 8-4016

AMENDMENT 158

DRL 297 - 84a

This report has been prepared by Chrysler Corporation Space Division under a Data Management Contract to the NASA. Chrysler assumes no responsibility for the data presented herein other than its display characteristics.

SADSAC COORDINATORS:

Mr. L. L. Trimmer  
VKF - SH  
ARO, INC.  
Arnold Air Force Station,  
Tennessee 37389

Phone: (615) 455-2611-X7377

Mr. D. A. Love  
Lockheed Missile & Space Company  
Huntsville Research Engineering Center  
4800 Bradford Blvd.  
Huntsville, Alabama 35805

Phone: (205) 837-1800-X378

PROJECT ENGINEERS:

Mr. J. M. Rappy  
Northrop Services, Inc  
6025 Technology Drive  
P. O. Box 1484  
Huntsville, Alabama 35805

Phone: (205) 837-0580-X208

Mr. J. P. Decker  
Langley Research Center  
Langley Station  
Hampton, Virginia 23365

Phone: (703) 827-3911

Mr. K. L. Blackwell  
Marshall Spaceflight Center  
Mail Stop S&E - AERO - AAE  
Huntsville, Alabama 35801

Phone: (205) 453-2517

Mr. W. T. Strike  
ARO, INC.  
Arnold Air Force Station,  
Tennessee 37389

Phone: (615) 455-2611-X360

SADSAC LIAISON:

Mr. J. E. Vaughn  
Chrysler Corporation Space Division  
102 Wynn Drive  
Department 4820  
Huntsville, Alabama 35805

Phone: (205) 895-1560

SADSAC OPERATIONS:

Mr. J. L. Glynn  
Chrysler Corporation Space Division  
P. O. Box 29200  
Department 2780  
New Orleans, Louisiana 70129

Phone: (504) 255-2304

TABLE OF CONTENTS

	<u>PAGE NUMBER</u>
SUMMARY . . . . .	2
NOMENCLATURE. . . . .	3
CONFIGURATIONS INVESTIGATED . . . . .	5
NOZZLE CALIBRATIONS . . . . .	6
TEST PROCEDURE. . . . .	8
TEST FACILITY DESCRIPTION . . . . .	9
DATA REDUCTION. . . . .	10
REFERENCES. . . . .	11
TABLES	
I.    DATASET COLLATION SHEETS. . . . .	12
II.   ORBITER PRESSURE TAP LOCATIONS. . . . .	15
III.  BOOSTER PRESSURE TAP LOCATIONS. . . . .	16
IV.   DIMENSIONAL DATA. . . . .	19
V.    INDEX OF MODEL FIGURES. . . . .	26
VI.   INDEX OF DATA FIGURES . . . . .	27
FIGURES	
MODEL. . . . .	28
DATA . . . . .	40

# SPACE SHUTTLE ABORT SEPARATION

## PRESSURE INVESTIGATION

By D. A. Love, etc.

### S U M M A R Y

This report presents pressure data obtained from a joint Langley Research Center (LaRC)/Marshall Space Flight Center (MSFC) Space Shuttle abort stage separation wind tunnel test. The .00556 scale models of the McDonnell-Douglas orbiter and booster configurations were tested in proximity in Tunnel A of the Von Karman Facility (VKF), Arnold Engineering Development Center (AEDC) during the time period of July 22 to July 27, 1971. Data were obtained for nominal Mach numbers of 5.0, 3.0, and 2.0 and nominal Reynolds numbers of 1.09, 1.60, and 1.74 million per foot, respectively. Pressure data were obtained for the booster upper surface and orbiter lower surface at angles of attack of  $-10^{\circ}$ ,  $-5^{\circ}$ ,  $0^{\circ}$ ,  $5^{\circ}$ , and  $10^{\circ}$  for zero degrees sideslip. For the complete pressure tap layout refer to figures 1 and 2 and tables II and III. The models were tested at incidence angles of  $0^{\circ}$  and  $5^{\circ}$  for several separation distances and power conditions. Plug nozzles utilizing air were used to simulate booster and orbiter plumes at various altitudes along a nominal ascent trajectory. Powered conditions were 100, 50, and 0 percent of full power for the orbiter and 100, 50 and 0 percent of full power for the booster. Data were also obtained with the booster canard off in close proximity.

Plotted data for this test will be published under one data report number (DMS-DR-1174) with six volumes as described below:

<u>Volume</u>	<u>Description</u>
I (Parts A & B)	Mach Number 5 Booster Pressure Data
II (Parts A & B)	Mach Number 5 Orbiter Pressure Data
III	Mach Number 3 Booster Pressure Data
IV	Mach Number 3 Orbiter Pressure Data
V	Mach Number 2 Booster Pressure Data
VI	Mach Number 2 Orbiter Pressure Data

NOMENCLATURE

AEDC STS 1163

<u>SYMBOL</u>	<u>SADSAC SYMBOL</u>	<u>DEFINITION</u>
a		Speed of sound; m/sec, ft/sec
b/2		Vehicle wing semi-span; in.
c		Local airfoil chord; in.
c.g.		Center of gravity
CP	CP	Pressure coefficient, $\frac{P_l - P_\infty}{q}$
L	L	Body length; in.
$M_\infty$	MACH	Free stream mach number; $V/a$
$P_l$		Local static pressure; psia
$P_o$		Free stream total pressure; psia
$P_\infty$		Free stream static pressure; psia
q		Dynamic pressure; psi
RN/L	RN/L	Unit Reynolds number; per foot
$T_o$		Freestream total temperature, °F
V		Velocity; m/sec, ft/sec
x		Distance from vehicle nose; in.
x/c	X/C	Local chord position
x/L	X/L	Longitudinal position
y		Distance from lateral centerline, in.
y/b/2	Y/B	Local semi-span position

NOMENCLATURE (Continued)

AEDC STS 1163

<u>SYMBOL</u>	<u>SADSAC SYMBOL</u>	<u>DEFINITION</u>
$\alpha_B$	ALPHAB	Booster angle of attack; degrees
$\alpha_0$	ALPHA $\phi$	Orbiter angle of attack; degrees
$\alpha_i$	ALPHAI	Incidence angle between the orbiter and booster, $\alpha_i = \alpha_0 - \alpha_B$ ; degrees
$\beta$	BETA	Angle of sideslip; degrees
$\theta$	THETA	Angle measured from vehicle top center-line; degrees
$PWR_B$	BSTP $\phi$ W	Booster power, percent of full thrust
$PWR_0$	$\phi$ RBP $\phi$ W	Orbiter power, percent of full thrust
$X/L_B$	DELTAX	Distance between the c.g. of the orbiter and booster measured parallel to the longitudinal axis of the booster, positive when the orbiter c.g. is forward of the booster c.g., the distance has been normalized with respect to the booster fuselage length (16.184 inches)
$Z/L_B$	DELTAZ	Distance between the c.g. of the orbiter and booster measured normal to the longitudinal axis of the booster, positive when the orbiter c.g. is above the booster c.g., the distance has been normalized with respect to the booster fuselage length (16.184 inches)

## CONFIGURATIONS INVESTIGATED

The two configurations tested were the MDAC orbiter and booster, figures 3 and 4 respectively. The orbiter is basically the configuration illustrated on MDAC drawing number 255BJ0050. Modifications made on the orbiter to allow for installation of the nozzle assembly are shown in figure 3.

The booster configuration is basically the configuration designated 19A by MDAC (drawing number 256-19-0001). The body, wing, and canard of the booster model are that of configuration 19A except that the body does not have a base flare or boattail, figure 4. The vertical tails are those which were designed for the configuration designated 17 (drawing number 256-17-001).

Dimensional data for both vehicles are shown in Table IV. Figures 7, 8, and 9 are photographs showing both models and models with associated separation hardware. Figures 8 and 9 also show the trip strip installation. For Mach 5 a grit size of #26 was utilized.



## NOZZLE CALIBRATION

Two plug nozzle systems were designed and fabricated to simulate the rocket exhaust plume emitting from the booster and orbiter main propulsion systems during the staging. Each nozzle was designed based on the gasdynamic simulation parameters established in Ref. 1. A variable area ratio capability was incorporated into both nozzle systems to permit the proper gasdynamic simulation of the full scale rocket exhaust plume at the various trajectory conditions of interest. Photographs of the nozzle hardware are shown in figures 10, 11 and 12.

### Nozzle Calibration Test Objectives

The objectives of the nozzle calibration test were:

- o Establish, experimentally, nozzle performance characteristics for the range of area ratio settings to be used with the booster and orbiter nozzles, respectively.
- o Establish the degree of plume simulation obtained with the booster and orbiter nozzles, respectively.
- o Establish a curve (based on experimental results) of nozzle exit conditions as a function of nozzle area ratio setting.

### Nozzle Calibration

Calibration testing of the booster and orbiter plug nozzles was accomplished in Tunnel C of the Arnold Engineering Development Center's Von Karman Gas Dynamics Facility. The nozzles were tested individually at a series of area ratio settings. Nozzle operating conditions (chamber pressure,  $P_{0j}$ ; and chamber temperature,  $T_{0j}$ ) were maintained in a range compatible with the abort staging test conditions. A quiescent low pressure,  $P_b$ , condition was maintained in the test cell. Data recorded at each area ratio setting included: optical data to determine plume shapes; static pressure measurements on the sting surface at the nozzle exit; nozzle mass flow measurements; and pitot pressure surveys in the plume at several locations downstream of the nozzle exit plane. The various test parameters sampled at each setting were correlated during the data evaluation to establish actual nozzle performance characteristics.

In a parallel effort, analytical solutions of the nozzle flow field and associated plume were generated for various area ratio settings of the booster and orbiter models. A method of characteristics solution employing real gas thermodynamic data for air was utilized in the calculations. Analytical results for each area ratio setting included: plume shape; static pressure distribution

NOZZLE CALIBRATION  
(Continued)

along sting surface; and plots of constant Mach number and constant pitot pressure contours in the plume flow field. These results formed a baseline for evaluating the experimentally measured performance of the plug nozzles.

A detailed evaluation of the calibration test results has been prepared and presented in Reference 2. Included in this reference are curves relating experimentally measured nozzle performance to nozzle area ratio settings for both booster and orbiter. These curves were utilized to set the correct nozzle area ratio for exhaust plume gasdynamic simulations during the test.

## TEST PROCEDURE

Abort staging was simulated by movement of the orbiter model through a matrix of points in the booster model flow field. Vertical and axial translation of the orbiter model was provided by an electrically driven remotely controlled positioning mechanism. The general arrangement of the models in the tunnel is shown in figure 5. The orbiter positioning mechanism and the booster model support were attached to the wind tunnel angle of attack system which provided  $\pm 10$ -degree angle of attack variation for the booster-orbiter combination. Incidence angle variation was provided by manual adjustment of the orbiter sting.

The orbiter positioning mechanism provided axial translation of approximately 17 inches and vertical translation of approximately 15 inches with respect to the booster. An automatic control system allowed a series of positions to be programmed prior to a test run. The control system had provisions for 25 different X-positions and 25 different Z-positions. For these tests, however, only a maximum of 6 X-positions and 5 Z-positions were utilized. All X and Z positions except the first and last could be switched in or out of the matrix as desired.

The automatic positioning mechanism was utilized in the pitch pause mode for this test. Pressure data was obtained at pre-selected angles of attack for a given relative position after which the automatic mechanism advanced to the next matrix position. The entire matrix was covered in this manner.

Plume simulation was provided by a single torodial nozzle in each model. The nozzles were designed with variable area ratio capability to permit proper simulation of the full-scale rocket plume at the various trajectory conditions of interest. Pretest calibration of the nozzles was used to correlate area ratio settings with measured plume shapes, nozzle mass flow, and nozzle exit static pressure. Air heated to approximately 100°F was supplied to the nozzles, and separate controls for the booster and orbiter supplies were provided.

## TEST FACILITY DESCRIPTION

Tunnel A is a continuous, closed-circuit, variable density wind tunnel with an automatically driven flexible-plate-type nozzle and a 40- by 40-inch test section. The tunnel can be operated at Mach numbers from 1.5 to 6 at maximum stagnation pressures from 29 to 200 psia, respectively, and stagnation temperatures up to 750°R ( $M_\infty = 6$ ). Minimum operating pressures range from about one-tenth to one-twentieth of the maximum at each Mach number. For a more comprehensive description of Tunnel A, see Reference 3.

## DATA REDUCTION

The DELTAX and DELTAZ distances were referenced to nominal center of gravity locations on the orbiter and booster and to the booster body axis system. The nominal c.g. for the orbiter was located 4.917 inches aft of the nose, on the orbiter lateral centerline, and 1.390 inches below the top fuselage surface. Nominal c.g. for the booster was 7.528 inches aft of the model nose, on the booster lateral centerline, and 1.194 inches above the bottom fuselage surface. As illustrated in figure 6, the DELTAX distance is, then, parallel to the longitudinal axis of the booster and between the nominal center of gravity points on the orbiter and booster. The DELTAZ is perpendicular to the longitudinal axis of the booster and is the distance between the center of gravity points on the orbiter and booster. Values for DELTAX and DELTAZ are positive when the orbiter c.g. is forward and above the booster c.g. Both DELTAX and DELTAZ were normalized using the booster fuselage length of 16.184 inches.

## R E F E R E N C E S

1. Sims, Joseph L., "Plume Simulation for Space Shuttle Abort Staging Aerodynamic Testing," Memo S&E-AERO-AF-70-6, December 1970.
2. Baker, L. R., "Calibration of the Propulsion Simulation Nozzles for the Space Shuttle Booster and Orbiter Models for the Abort/Separation Staging Experimental Program," LMSC/HREC D225144, June 1971.
3. "Test Facilities Handbook" (8th Edition), Arnold Engineering Development Center, December 1969.

TEST AEDC 1163 PRESSURE DATASET COLLATION SHEET

TABLE I

PRETEST  
 POSTEST

DATASET IDENTIFIER	CONFIGURATION	SCHD.		P <sub>0</sub> psia	T <sub>0</sub> °F	PARAMETER VALUES				NO. OF RUNS	DELTAZ														
		α	β			M	α <sub>L</sub>	PW <sub>1/8</sub>	PW <sub>1/4</sub>		PW <sub>1/2</sub>	PW <sub>3/4</sub>	.105	.112	.120	.151	.228	.908							
(1) T851 (2)	BOOSTER/ORBITER	A	0°	22	135	5.0	0°	0	0	0	116														
T852		A					0°	100	50	50	22														
T853		A					0°	50	100	100	114														
T854		A					5°	50	100	100	24														
T855		B					5°	0	0	0	18														
T856		B					0°	50	100	100	20														
T857		B					0°	0	0	0	21														
T858		0°		150	180		0°	0	0	0	20														
T859		A		22	135		0°	0	0	0	20														
T860		A					0°	100	100	100	8														
T861		A					0°	100	0	0	20														
T862		B					0°	0	0	0	9														
T863		B					0°	0	0	0	6														

Refer to page 14 for DELTAX schedules.

NOTES:

- (1)-Characters A through I refer to booster body, upper wing, lower wing, canard, & base, and orbiter body, upper wing, lower wing, & base, respectively.
- (2)-Characters 1 through 5 refer to angles of attack of -10, -5, 0, +5, & +10 degrees, respectively.

α or β  
 SCHEDULES  
 A(α) = -10, -5, 0, +5, +10  
 B(α) = -5, 0, +5

TABLE I (Continued)

TEST AEDC 1163 PRESSURE DATASET COLLATION SHEET

PRETEST  
 POSTTEST

DATASET IDENTIFIER	CONFIGURATION	SCHD.		P <sub>0</sub> PSIA	T <sub>0</sub> °F	PARAMETER VALUES				NO. OF RUNS	DELTAX					
		α	β			M	α <sub>1</sub>	α <sub>2</sub>	α <sub>3</sub>		α <sub>4</sub>	.105	.112	.120	.151	.228
(1) T831 (2)	BOOSTER/ORBITER	A	0°	11.5	120	3.0	0°	50	100	70	.105	.112	.120	.151	.228	.908
T832		A	↓	↓	↓	↓	0°	0	0	55				D	D	G
↓ T833		A	↓	↓	↓	↓	0°	0	0	15				D	D	G
(1) T821 (2)	BOOSTER/ORBITER	A	0°	7.5	120	2.0	0°	50	100	55				D	D	G
T822		A	↓	↓	↓	↓	0°	0	0	55				D	D	G
T823		A	↓	↓	↓	↓	0°	0	0	15				D	D	G
T824		B	↓	↓	↓	↓	5°	50	100	18				D	D	
T825		B	↓	↓	↓	↓	5°	0	0	18				D	D	
T826		A	↓	↓	↓	↓	0°	100	0	15						
↓ T827		A	↓	↓	↓	↓	0°	100	100	5						
(1) T8013	BOOSTER/ORBITER	0°	0°	-	-	0.0	5°	0	100	12				B	B	
↓ T8023		0°	0°	-	-	0.0	5°	0	100	6				B	B	

Refer to page 14 for DELTAX schedules.

NOTES: (1)-Characters A through I refer to booster body, upper wing, lower wing, canard, & base, and orbiter body, upper wing, lower wing, & base, respectively.  
 (2)-Characters 1 through 5 refer to angles of attack of -10, -5, 0, +5, & +10 degrees, respectively.

α or β SCHEDULES  
 A(α) = -10, -5, 0, +5, +10  
 B(α) = -5, 0, +5



TABLE I (Continued)

DELTA X Schedules

DELTA X Value / DELTA X Schedule	0.520	0.350	0.227	0.165	0.104	0.041	-0.020	-0.144	-0.291	-0.391
A		X		X	X	X				
B		X	X		X		X	X		X
C	X									
D			X		X			X		
E				X	X	X			X	
F					X					
G	X									X
H				X	X	X				
I									X	

TABLE II  
ORBITER PRESSURE TAP LOCATIONS

Tap No.	TAP LOCATION			Tap No.	TAP LOCATION						
	$(x/L)_o$	$(y/b/2)_o$	Surface		$(x/L)_o$	$(y/b/2)_o$	Surface				
1	0	0	Lower Body	28	.498	.231	Lower Body				
2	.019	↓	↓	29	.586	↓	↓				
3	.066										
4	.145										
5	.233										
6	.321										
7	.409										
8	.498										
9	.586										
10	.676										
11	.765										
12	.854										
13	.943										
14	.981										
15	.149			.077				41	.852	.738	
16	.233	↓	↓	42	.942	↓	↓				
17	.321										
18	.409										
19	.498										
20	.586										
25	.233			.191				43	↓	0	Upper Base
26	.321			.221				44	↓	.138	Lower Base
27	.409			.231	↓			45	.981	-.007	Upper Wing
								46	.981	.289	↓
								47	.939	↓	
				48	.851	↓					
				49	.981	.400					
				50	.939	↓					

**x** = Distance from orbiter nose  
**y** = Distance from orbiter centerline  
**L** = Orbiter length 27.153 cm (10.690 in.)  
**b/2** = Orbiter wing semi-span 8.255 cm (3.250 in.)

TABLE III

## BOOSTER PRESSURE TAP LOCATIONS

Tap No.	TAP LOCATION			Tap No.	TAP LOCATION						
	$(x/L)_B$	$(y/b/2)_B$	Surface		$(x/L)_B$	$(y/b/2)_B$	Surface				
1	.004	0	Body $\mathcal{C}$ , $\theta = 0^\circ$	30	.243	.092	Body, $\theta = 24^\circ$				
2	.014	↓	↓	31	.305	↓	↓				
3	.025			32	.367						
4	.062			33	.490						
5	.120			34	.613						
6	.181			35	.737						
7	.243			36	.798						
8	.305			37	.860						
9	.366			38	.921						
10	.490			39	.983						
11	.613			↓	↓			40	.062	.155	Body, $\theta = 45^\circ$
12	.737	41	.124			↓	↓				
13	.799	42	.185								
14	.859	43	.247								
15	.921	44	.309								
16	.983	45	.371								
17	.062	.018	Nose Section					46	.494	↓	↓
18	.120	.037	↓					47	.618		
19	.181	.046						48	.741		
20	.243	↓						49	.988		
21	.309	.220		Body, $\theta = 90^\circ$	93			.998	0		
22	.371	↓		↓	94	↓	.193	90°			
23	.494				95		-.193	270°			
24	.618				96		0	180°			
25	.741				97		.803	Body, $\theta = 180^\circ$			
26	.803				98		.865	↓			
27	.851				99		.927				
28	.896		100		.988						
29	.942		↓		↓						

x = Distance from booster nose

y = Distance from booster centerline

L = Booster length 41.107 cm (16.184 in.)

b/2 = Booster semi-span 13.805 cm (5.435 in.)

TABLE III (Continued)

BOOSTER PRESSURE TAP LOCATIONS

Tap No.	TAP LOCATION			Tap No.	TAP LOCATION			
	$(x/c)_B$	$(y/b/2)_B$	Surface		$(x/c)_B$	$(y/b/2)_B$	Surface	
53	.098	.221	Upper Wing	71	.718	.635	Upper Wing	
54	.320	↓		72	.926	↓		
55	.542	↓		73	.066	.773		
56	.763	↓		74	.275	↓		
57	.985	↓		75	.484	↓		
58	.101	.359		76	.696	↓		
59	.320	↓		77	.896	↓		
60	.542	↓		83	.195	.565		Upper Canard
61	.762	↓		84	.716	↓		Lower Wing
62	.970	↓		85	.195	.879		
63	.103	.497		86	.716	↓		
64	.319	↓		87	.514	.230		
65	.528	↓		88	.737	↓		
66	.741	↓		89	.960	↓		
67	.948	↓		90	.496	.368		
68	.081	.635		91	.718	↓		
69	.292	↓		92	.940	↓		
70	.507	↓						

x = Distance from airfoil leading edge

y = Distance from booster centerline

c = Local airfoil chord

b/2 = Booster wing semi-span 13.805 cm (5.435 in.) for wing taps

b/2 = Booster canard semi-span 6.071 cm (2.390 in.) for canard taps

TABLE III (Concluded)

BOOSTER PRESSURE TAP LOCATIONS

Surface	$(y/b/2)_B$	Local Chord, cm	Local Chord, in.
Wing ↓	.221	8.387	3.302
	.359	7.640	3.008
	.497	6.962	2.741
	.635	6.116	2.408
	.773	5.301	2.087
	.230	8.336	3.282
	.368	7.564	2.978
Canard ↓	.565	4.877	1.923
	.879	4.877	1.923

TABLE IV. DIMENSIONAL DATA

MODEL COMPONENT: BODY - MDAC Orbiter

GENERAL DESCRIPTION: Basic fuselage contours including canopy with modified aft fuselage cross sections; cross-sectional shape constant from station 1500 to end of fuselage - model scale 1/180.

DRAWING NUMBER: 255 BJ 00060, Rev. B

<u>DIMENSIONS:</u>	<u>FULL-SCALE</u>	<u>MODEL SCALE</u>
Length	<u>156.4</u>	<u>.869</u>
Max. Width	<u>27.1</u>	<u>.150</u>
Max. Depth	<u>30.3</u>	<u>.168</u>
Fineness Ratio	<u>          </u>	<u>          </u>
Area	<u>          </u>	<u>          </u>
Max. Cross-Sectional	<u>          </u>	<u>          </u>
Planform	<u>          </u>	<u>          </u>
Wetted	<u>          </u>	<u>          </u>
Base	<u>          </u>	<u>          </u>

TABLE IV. (CONTINUED)

MODEL COMPONENT: Wing - MDAC Orbiter

GENERAL DESCRIPTION: Model Scale 1/180

DRAWING NUMBER: 255 BJ 00050, Rev. B

DIMENSIONS: FULL-SCALE MODEL SCALE

TOTAL DATA

Area, ft <sup>2</sup>		
Planform	5330.0	.164
Wetted		
Span (equivalent), ft	97.5	.542
Aspect Ratio	1.79	1.79
Rate of Taper		
Taper Ratio	.230	.230
Diehedral Angle, degrees	10.0	10.0
Incidence Angle, degrees	2.0	2.0
Aerodynamic Twist, degrees	0	0
Sweep Back Angles, degrees		
Leading Edge	55.0	55.0
Trailing Edge	0	0
0.25 Element Line	47.0	47.0
Chords:		
Root (Wing Sta. 0.0), INCHES	1034.8	6.027
Tip, (equivalent), INCHES	249.6	1.387
MAC, inches	754.3	4.193
Fus. Sta. of .25 MAC		
W.P. of .25 MAC		
Airfoil Section		
Root (B.L. 162)	0010-64	0010-64
Tip (B.L. 540)	0009-64	0009-64

EXPOSED DATA

Area, ft <sup>2</sup>	3147.3	.097
Span, (equivalent), ft	70.5	.392
Aspect Ratio	1.58	1.58
Taper Ratio		
Chords		
Root, inches	855.0	4.750
Tip, inches	249.6	1.387
MAC	607.2	3.373
Fus. Sta. of .25 MAC		
W.P. of .25 MAC		

TABLE IV. (CONTINUED)

MODEL COMPONENT: Vertical Tail - MDAC Orbiter

GENERAL DESCRIPTION: Model Scale 1/180

DRAWING NUMBER: 255 BJ 00050, Rev. B

DIMENSIONS: FULL-SCALE MODEL SCALE

TOTAL DATA

Area, ft <sup>2</sup>		
Planform	580.0	.018
Wetted		
Span (equivalent), ft.	27.5	.153
Aspect Ratio		
Rate of Taper		
Taper Ratio	.638	.638
Diehedral Angle, degrees		
Incidence Angle, degrees		
Aerodynamic Twist, degrees		
Toe-In Angle		
Cant Angle		
Sweep Back Angles, degrees		
Leading Edge	30.0	30.0
Trailing Edge	13.4	13.4
0.25 Element Line	26.2	26.2
Chords:		
Root, inches	309.6	1.720
Tip, (equivalent), inches	196.3	1.093
MAC, inches	21.4	.119
Fus. Sta. of .25 MAC		
W.P. of .25 MAC		
Airfoil Section		
Root	0009-64	0009-64
Tip	0009-64	0009-64

EXPOSED DATA

Area, ft <sup>2</sup>	580.0	.018
Span, (equivalent), ft	27.5	.153
Aspect Ratio		
Taper Ratio	.638	.638
Chords:		
Root, inches	309.6	1.720
Tip, inches	196.3	1.093
MAC, inches	21.4	.119
Fus. Sta. of .25 MAC		
W.P. of .25 MAC		



TABLE IV. (CONTINUED)

MODEL COMPONENT: BODY - MDAC Booster

GENERAL DESCRIPTION: Configuration 19A fuselage without base flare and boattail

Model Scale 1/180

DRAWING NUMBER: 256-19-0001, Rev. A

<u>DIMENSIONS:</u>	<u>FULL-SCALE</u>	<u>MODEL SCALE</u>
Length (Ft)	<u>241.7</u>	<u>1.343</u>
Max. Width (Ft)	<u>34.0</u>	<u>.189</u>
Max. Depth (Ft)	<u>34.0</u>	<u>.189</u>
Fineness Ratio	<u>          </u>	<u>          </u>
Area		
Max. Cross-Sectional	<u>          </u>	<u>          </u>
Planform	<u>          </u>	<u>          </u>
Wetted	<u>          </u>	<u>          </u>
Base	<u>          </u>	<u>          </u>

TABLE IV. (CONTINUED)

MODEL COMPONENT: Wing - MDAC Booster

GENERAL DESCRIPTION: Configuration 19A Wing

Model Scale 1/180

DRAWING NUMBER: \_\_\_\_\_

DIMENSIONS:

FULL-SCALE

MODEL SCALE

TOTAL DATA

Area, ft <sup>2</sup>		
Planform	6020.0	.186
Wetted		
Span (equivalent), ft.	146.0	.811
Aspect Ratio	3.54	3.54
Rate of Taper		
Taper Ratio	.435	.435
Diehedral Angle, degrees	7.67	7.67
Incidence Angle, degrees	3.0	3.0
Aerodynamic Twist, degrees	0	0
Sweep Back Angles, degrees		
Leading Edge	44.0	44.0
Trailing Edge		
0.25 Element Line		
Chords:		
Root (Wing Sta. 0.0), inches	690.0	3.833
Tip, (equivalent)	300.0	1.667
MAC, inches	520.0	2.889
Fus. Sta. of .25 MAC, inches	3625	20.139
W.P. of .25 MAC, inches		
B.L. of .25 MAC, inches	380	2.111
Airfoil Section		
Root	0010-64	0010-64
Tip	0010-64	0010-64

EXPOSED DATA

Area, ft <sup>2</sup>	4190.0	.129
Span, (equivalent), ft.		
Aspect Ratio		
Taper Ratio		
Chords:		
Root, inches	594.0	3.300
Tip, inches	300.0	1.667
MAC		
Fus. Sta. of .25 MAC		
W.P. of .25 MAC		

TABLE IV. (CONTINUED)

MODEL COMPONENT: Vertical Tails - MDAC Booster

GENERAL DESCRIPTION: Configuration 17 Vertical Tails

Model Scale 1/180

DRAWING NUMBER: 256-17-0001, Rev. A

DIMENSIONS: FULL-SCALE MODEL SCALE

TOTAL DATA (Values for one)

Area

Planform (true)  
(Side Projection)

433

.014

397

.012

Span (equivalent), inches

276

1.533

Aspect Ratio

1.21

1.21

Rate of Taper

.520

.520

Toe-In Angle

0

0

Cant Angle

25

25

Sweep Back Angles, degrees

Leading Edge

4.0

4.0

Trailing Edge

0.25 Element Line

Chords:

Root

300

1.667

Tip, (equivalent), inches

156

.867

MAC, inches

236

1.311

Fus. Sta. of .25 MAC

W.P. of .25 MAC

Airfoil Section

Root

NACA

64A-009

NACA 64A-009

Tip

NACA

64A-009

NACA 64A-009

EXPOSED DATA

Area

Span, (equivalent)

Aspect Ratio

Taper Ratio

Chords

Root

Tip

MAC

Fus. Sta. of .25 MAC

W.P. of .25 MAC

TABLE IV. (CONTINUED)

MODEL COMPONENT: Canard - MDAC Booster

GENERAL DESCRIPTION: Configuration 19A Canard

Model Scale 1/180

DRAWING NUMBER: 256-19-001, Rev. A

DIMENSIONS:

	<u>FULL-SCALE</u>	<u>MODEL SCALE</u>
Theo. Area, Ft <sup>2</sup>	1660	.051
Exp Area, Ft <sup>2</sup>	1215	.038
Aspect Ratio	3.0	3.0
Chord (Incl. Flap), Ft	23.625	.131
Airfoil (360 In. Theo Chord)	NACA 63-018	NACA 63-018

TABLE V. INDEX OF MODEL FIGURES

Figure	Title	Page
1	Pressure Tap Layout - Orbiter . . . . .	28
2	Pressure Tap Layout - Booster . . . . .	29
3	Modifications to Orbiter Model . . . . .	30
4	Modifications to Booster Model . . . . .	31
5	General Arrangement of Models in Tunnel . . . . .	32
6	Separation Nomenclature and Center of Gravity Locations . . . . .	33
7	Photograph of MDAC Booster and Orbiter Models . . . . .	34
8	Photograph of Side View of Models and Separation Hardware . . . . .	35
9	Photograph of Top View of Models and Associated Separation Hardware . . . . .	36
10	Photograph of Booster and Orbiter Sting-Nozzle Hardware . . . . .	37
11	Photograph of Booster Nozzle Hardware . . . . .	38
12	Photograph of Orbiter Nozzle Hardware . . . . .	39

TABLE VI. INDEX OF DATA FIGURES

VOLUME 6

TITLE	VEHICLE SECTION	TYPE PLOT	CONDITIONS VARYING	PAGES
Longitudinal Distribution of Orbiter Fuselage Pressures-Mach 2	Fuselage	CP vs. X/L	DELTA <sub>X</sub> , DELTA <sub>Z</sub> , Y/B, $\alpha_B$	1-134
Longitudinal Distribution of Orbiter Upper Wing Pressures-Mach 2	Upper Wing	CP vs. X/L	DELTA <sub>X</sub> , DELTA <sub>Z</sub> , Y/B, $\alpha_B$	135-268
Longitudinal Distribution of Orbiter Lower Wing Pressures-Mach 2	Lower Wing	CP vs. X/L	DELTA <sub>X</sub> , DELTA <sub>Z</sub> , Y/B, $\alpha_B$	269-536
Radial Distribution of Orbiter Base Pressures-Mach 2	Base	CP vs. $\theta$	DELTA <sub>X</sub> , DELTA <sub>Z</sub> , $\alpha_B$	537-603



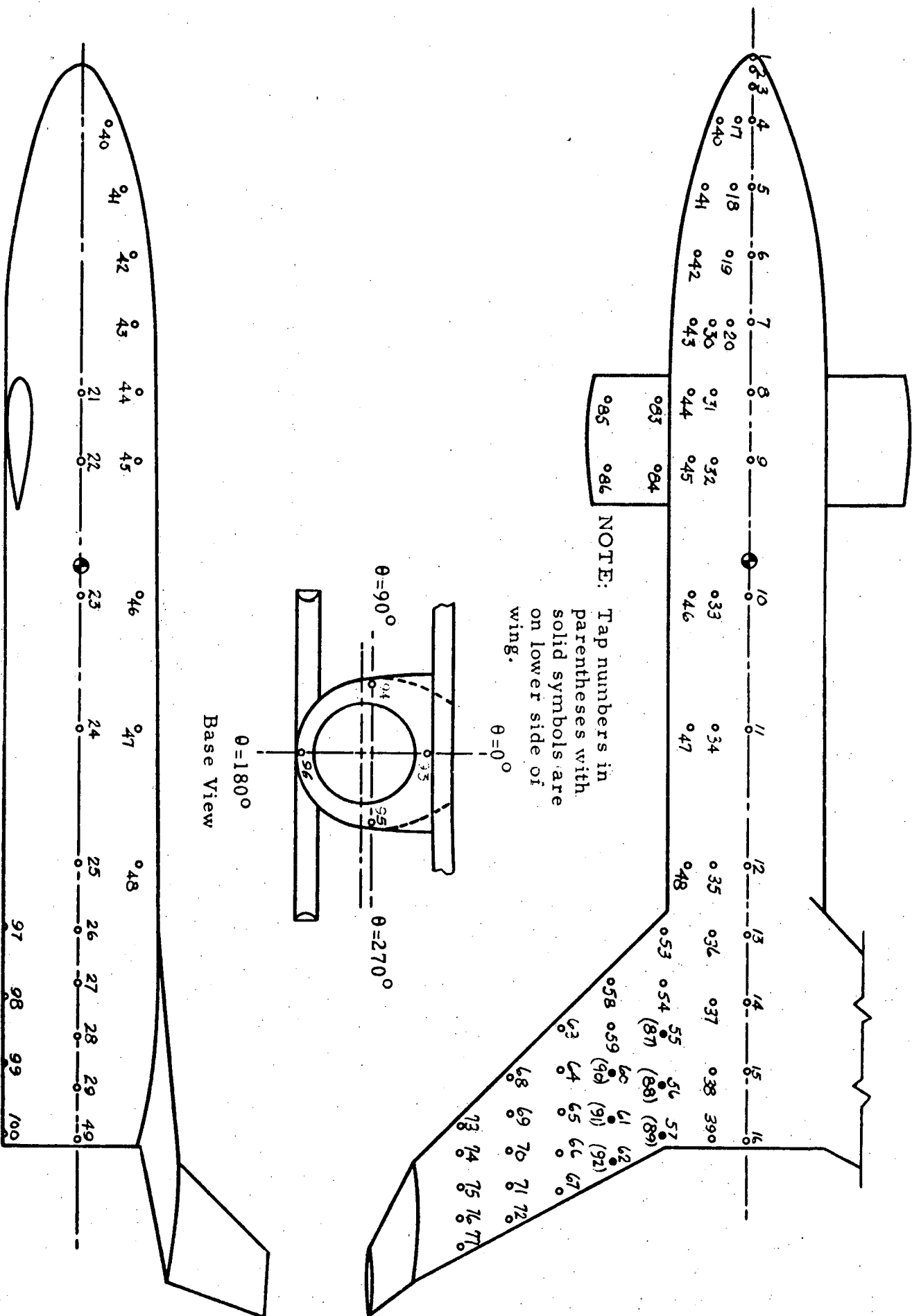


Fig. 2 - Pressure Tap Layout - Booster



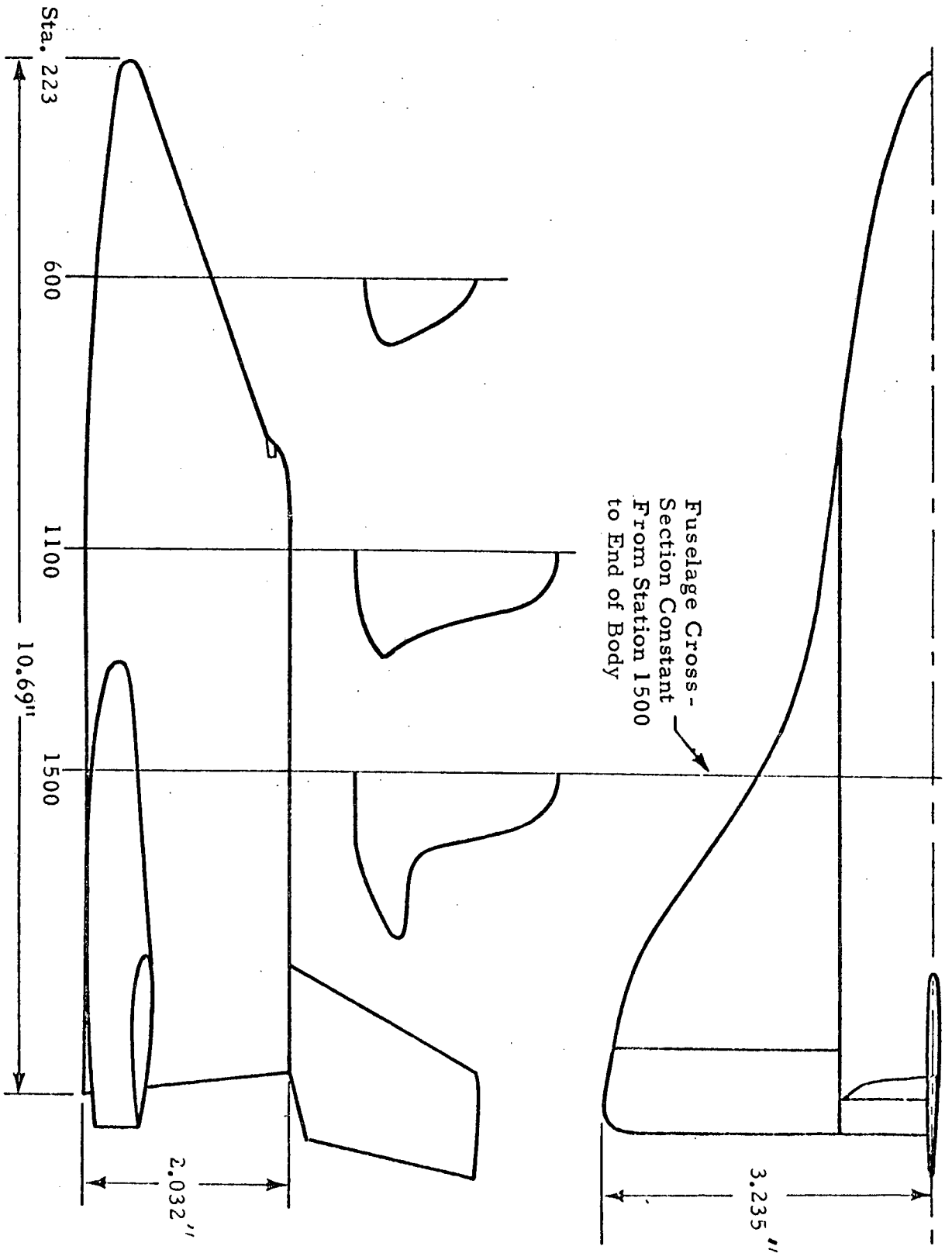


Fig. 3 - Modifications to Orbiter Model

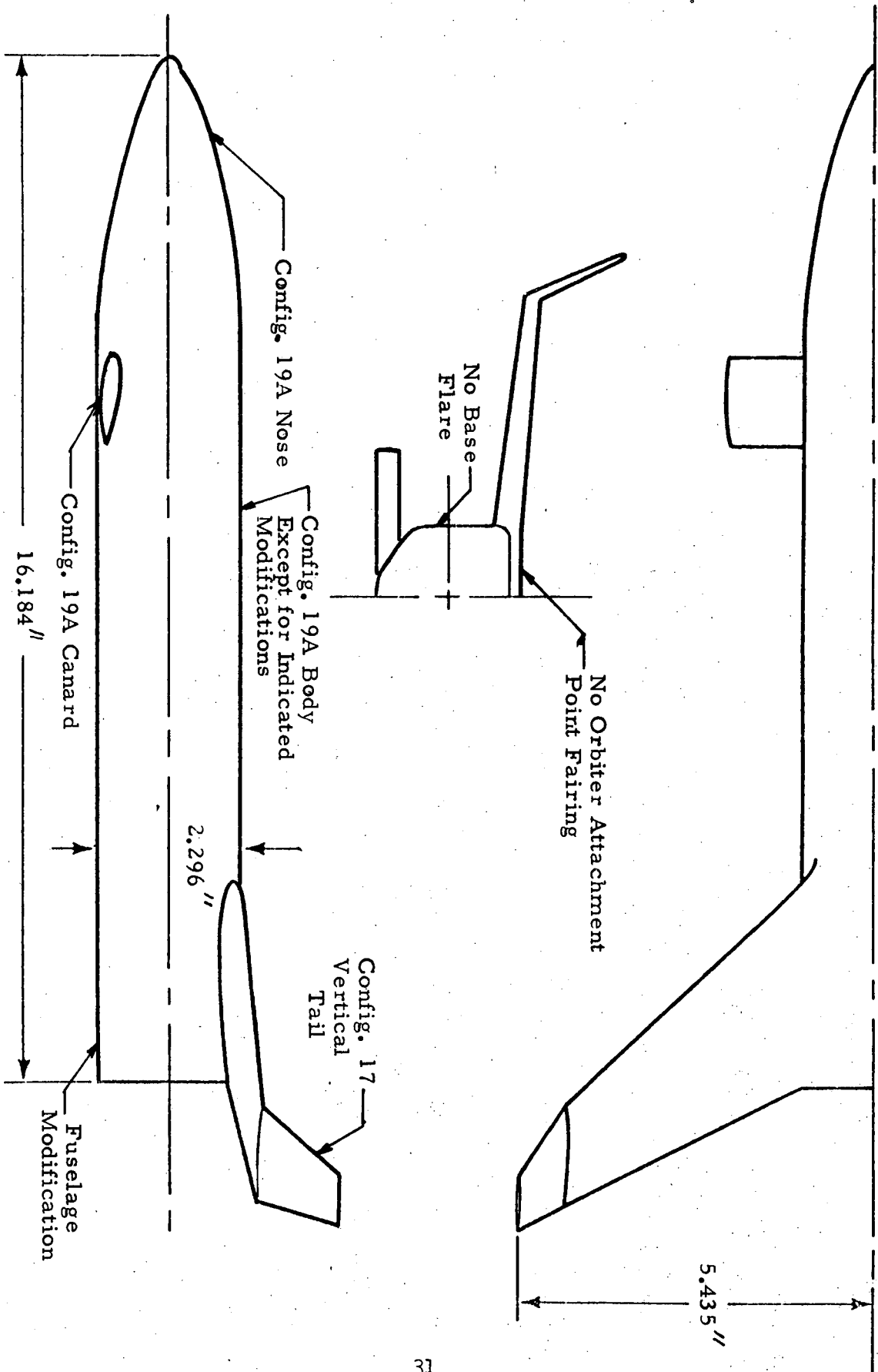


Fig. 4 - Modifications to Booster Model

40-INCH SUPERSONIC TUNNEL A

Scale - 1/5

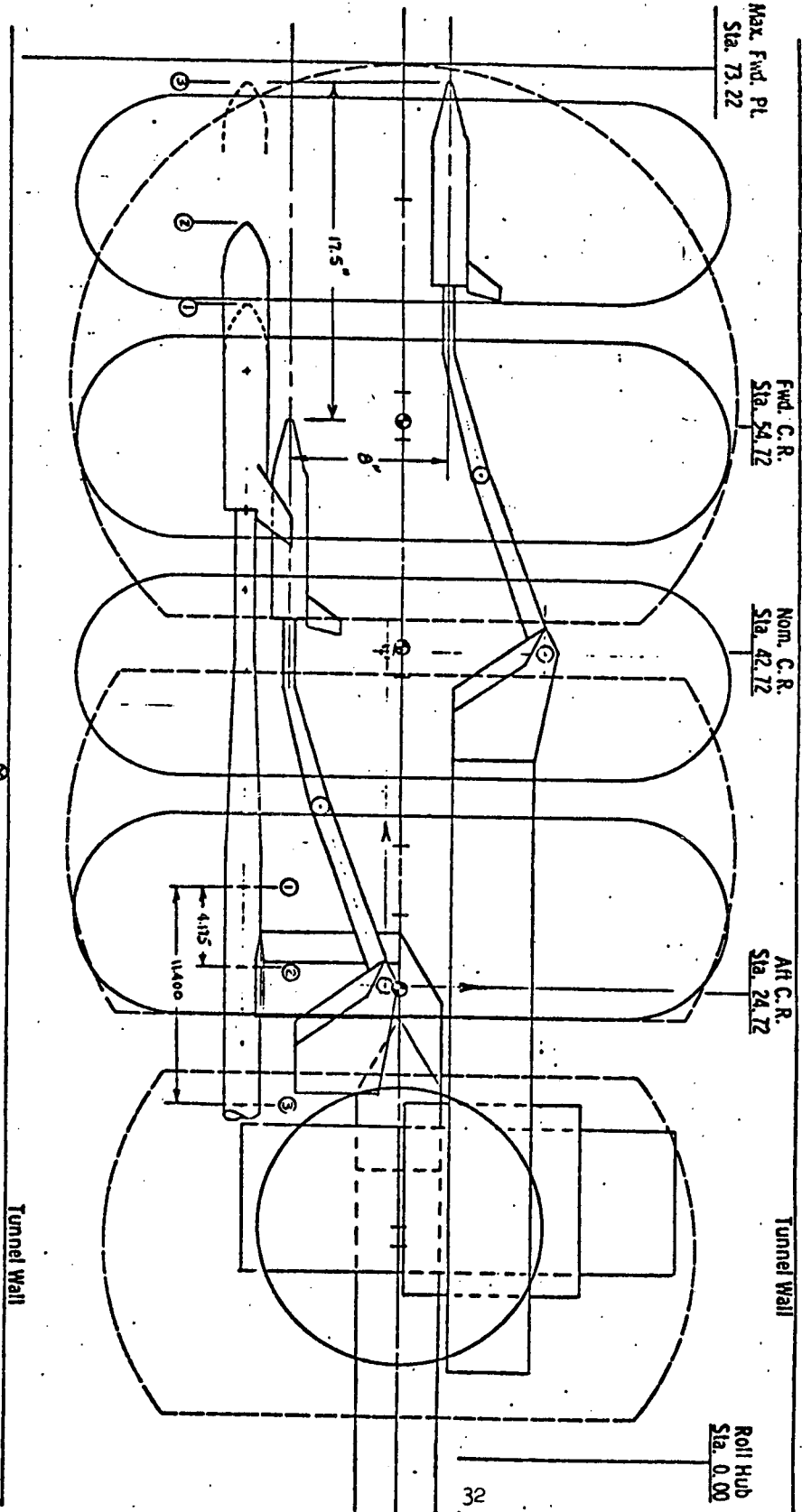
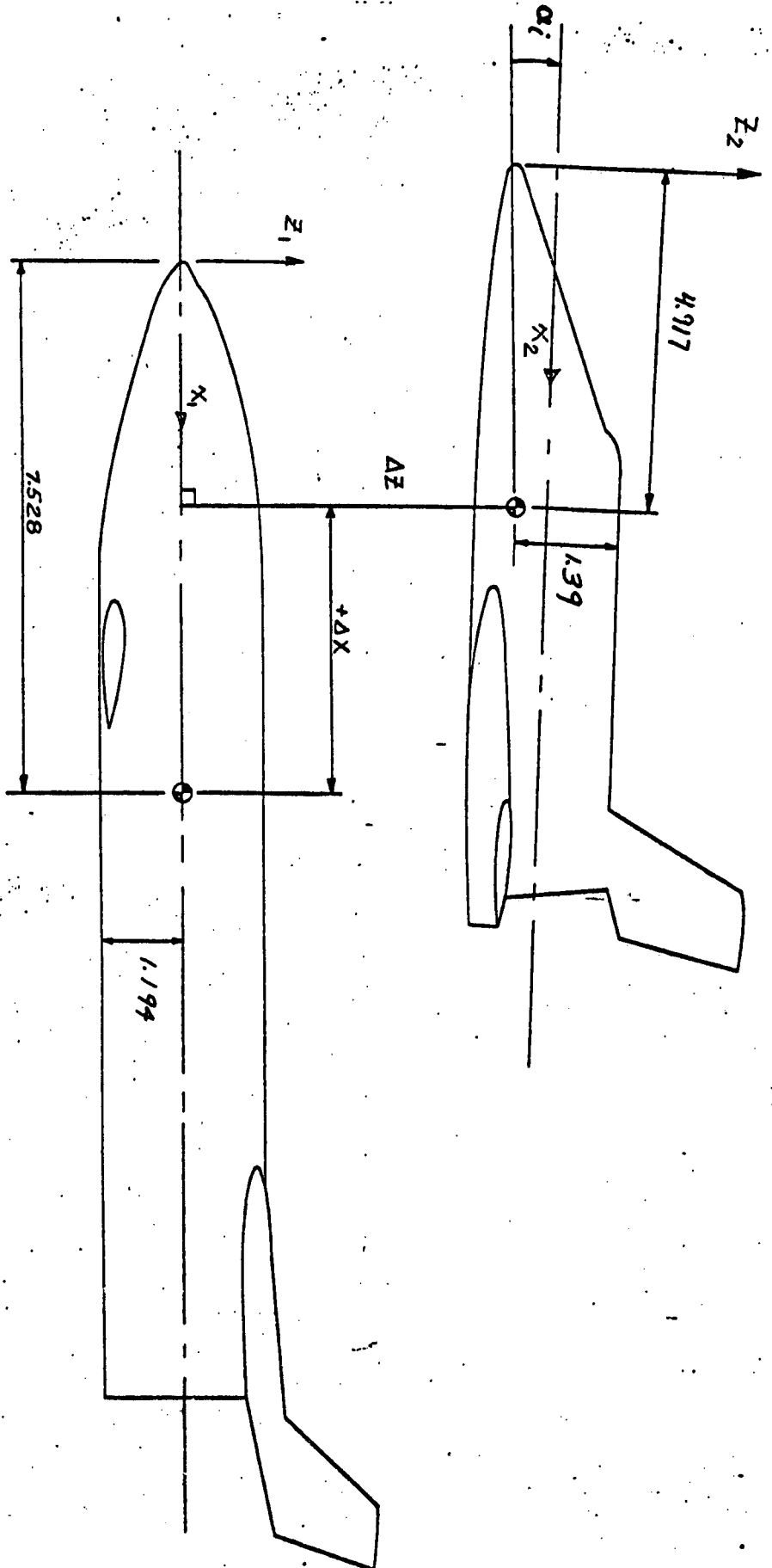


Figure 5 - General arrangement of models in tunnel



All dimensions are model scale, in inches.

Figure 6. Separation Nomenclature and Center of Gravity Locations

U.S. AIR FORCE PHOTO-ALDC  
AERONAUTICAL DEVELOPMENT CENTER  
WRIGHT-PATTERSON AIR FORCE BASE  
DAYTON, OHIO 45433-7100  
NOT cleared for public release without  
approval of the responsible  
Air Force Office of Information.




Figure 7, Photograph of MDAC Booster and Orbiter Models

1974

(3-22-71) VAI163 NASA - SPACE SHUTTLE

U.S. AIR FORCE PHOTO-AIDC  
AND PHOTO-RECONSTRUCTION  
ARMED A.F. STATION IEM.

Not cleared for public release without  
prior written approval of the responsible  
Air Force Office of Information.




Figure 8, Photograph of Side View of Models and Separation Hardware

3197

(4-2/-/1) VAL103 NASA S15

U.S. AIR FORCE PHOTO-AIRC  
AND SPACE OPERATIONS  
ARMED A.F. STATION TEX.

Not cleared for public release without  
prior written approval of the responsible  
Air Force Office of Information.




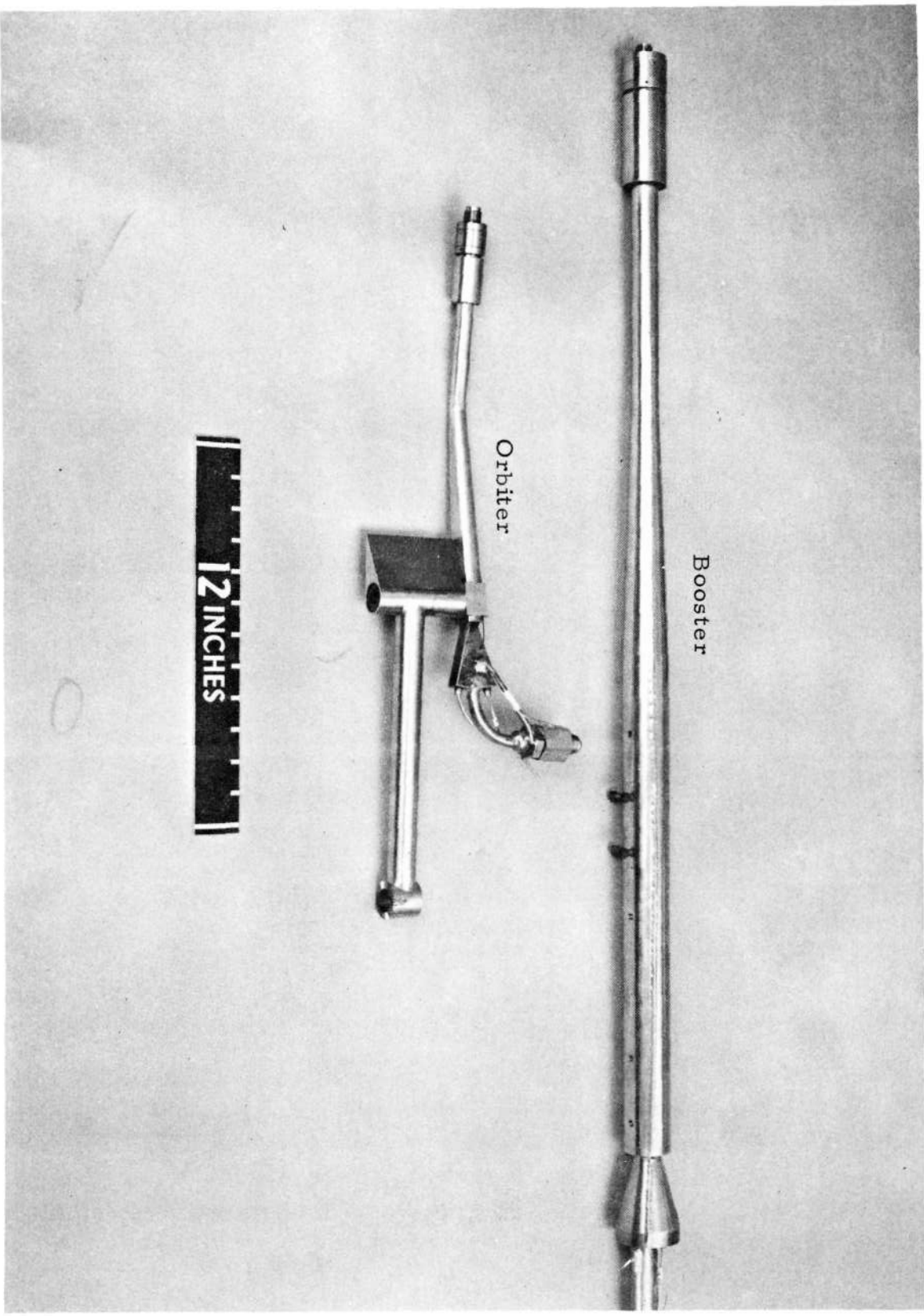
Figure 9. Photograph of Top View of Models and Associated Separation Hardware

3199

(4-27-71) VA1163 NASA STS

U.S. AIR FORCE PHOTO-REDC  
AND INC. OPERATING CONTRACTOR  
ARNOLD A.F. STATION TENN.

Not cleared for public release without  
prior written approval of the responsible  
Air Force Office of Information.



Orbiter

Booster

12 INCHES


3901

(S-14-71) VAI163 SPACE SHUTTLE NOZZLES

Figure 10. Photograph of Booster and Orbiter Sting Nozzle Hardware



U.S. AIR FORCE PHOTO-ARC  
AND INC. OPERATING CONTRACTOR  
ARNOLD A.F. STATION TENN.  
Not cleared for public release without  
prior written approval of the responsible  
Air Force Office of Information.




3895

(5-14-71) VAI163 SPACE SHUTTLE NOZZLES

Figure 11. Photograph of Booster Nozzle Hardware

U.S. AIR FORCE PHOTO-AMDC  
AND INC. OPERATING CONTRACTOR  
ARNOLD A.F., STATION 75M.  
Not cleared for public release without  
prior written approval of the responsible  
Air Force Office of Information.



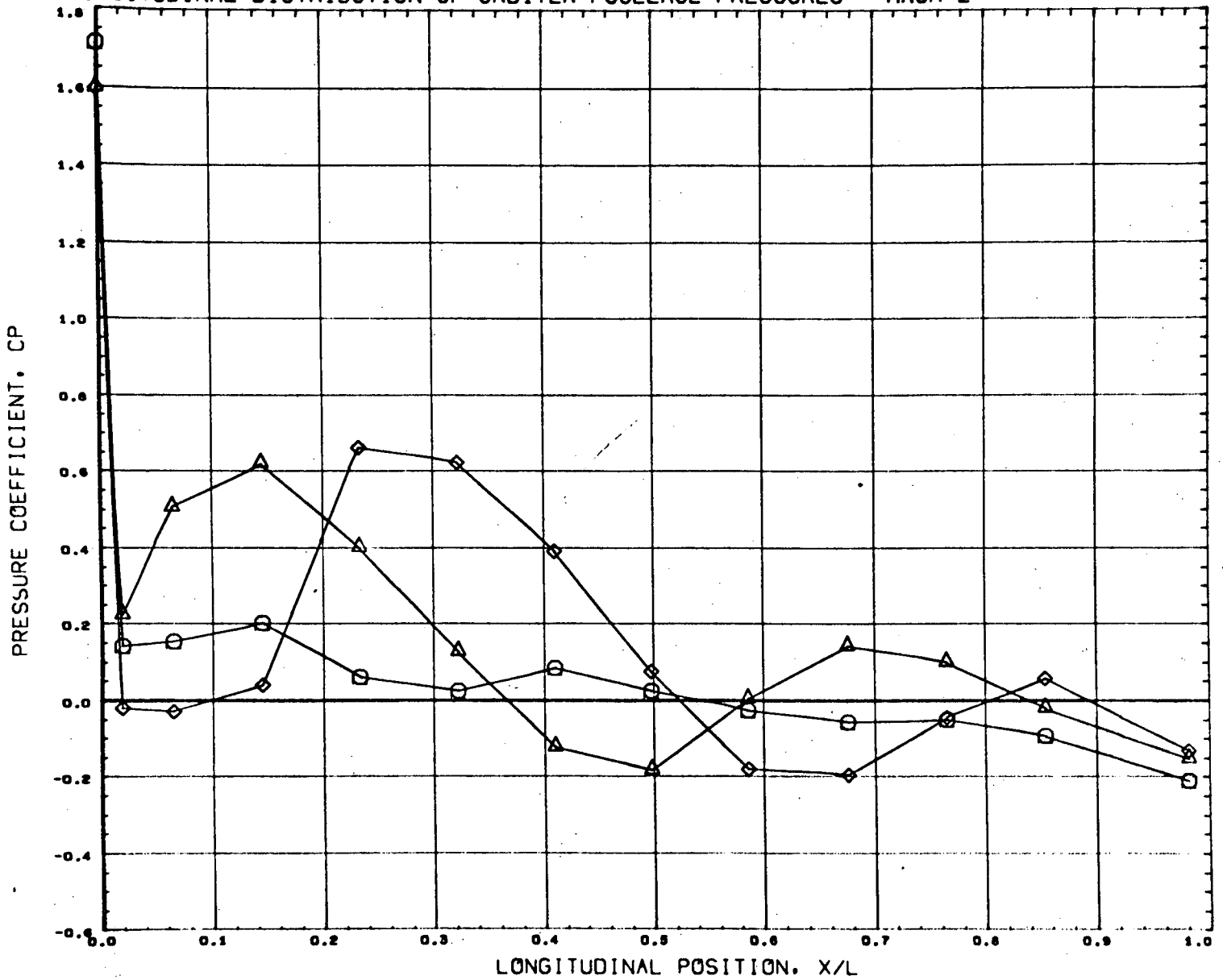
3896 (5-14-71) VAI163 SPACE SHUTTLE NOZZLES Figure 12. Photograph of Orbiter Nozzle Hardware

D A T A   F I G U R E S

---

Tabulations of the plotted data and corresponding source data are available from SADSAC Operations.

# LONGITUDINAL DISTRIBUTION OF ORBITER FUSELAGE PRESSURES - MACH 2



SYMBOL	DELTA X	Y/B	DELTA Z
○	0.143	0.000	0.120
△	0.102		
◇	0.227		

PARAMETRIC VALUES			
ALPHA B	9.952	MACH	2.000
ALPHA I	0.000	ORBPOW	100.000
BSTPOW	50.000		

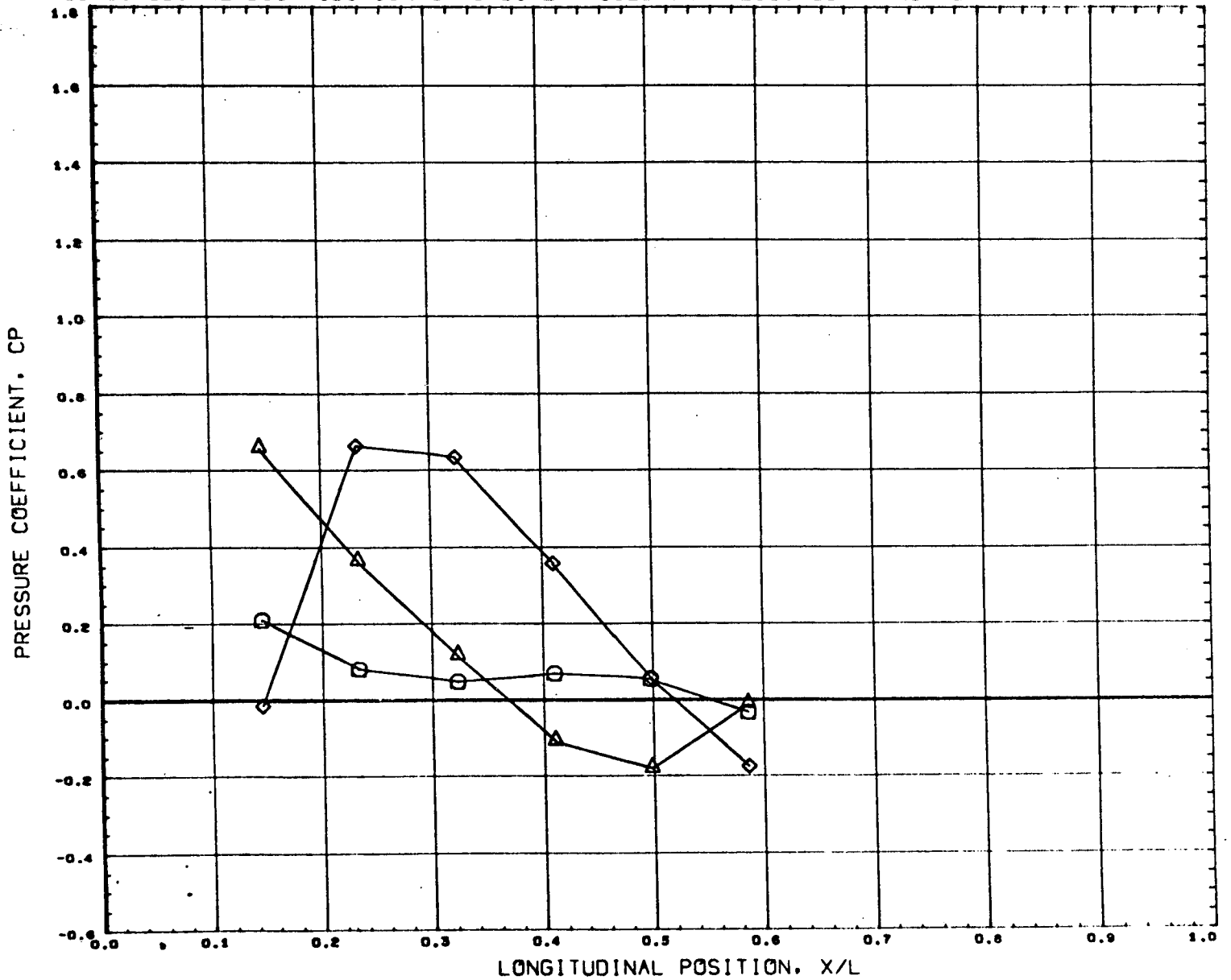
REFERENCE FILE

AEDC VA1163 MDAC ORBITER (BODY)

•FT8211•

PAGE 1

# LONGITUDINAL DISTRIBUTION OF ORBITER FUSELAGE PRESSURES - MACH 2



SYMBOL	DELTA X	Y/B	DELTA Z
○	0.143	0.076	0.120
△	0.102		
◇	0.227		

PARAMETRIC VALUES			
ALPHAB	9.952	MACH	2.000
ALPHA1	0.000	ORBPOW	100.000
BSTPOW	50.000		

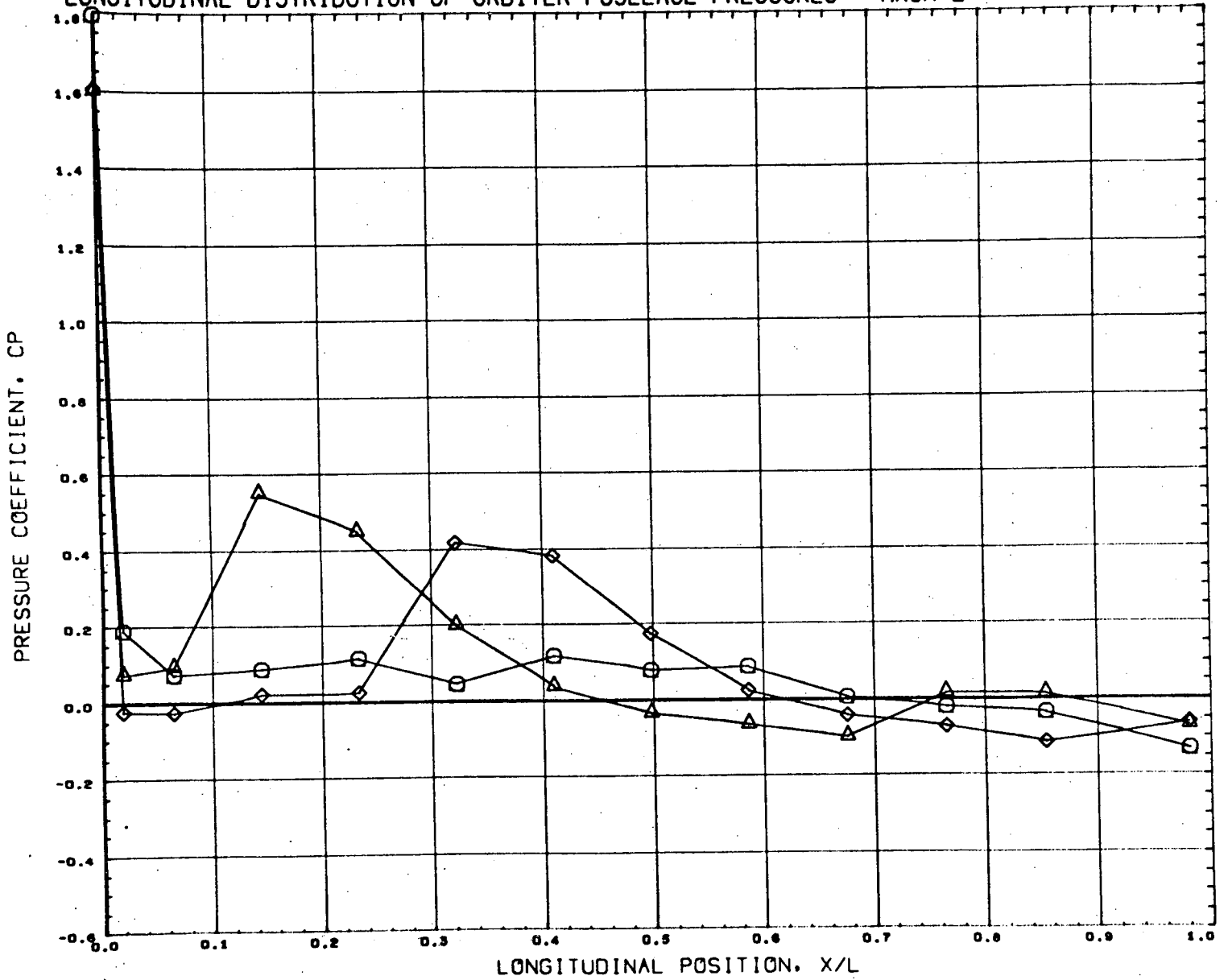
REFERENCE FILE

AEDC VA1163 MDAC ORBITER (BODY)

•FT8211•

PAGE 2

# LONGITUDINAL DISTRIBUTION OF ORBITER FUSELAGE PRESSURES - MACH 2



SYMBOL	DELTA X	Y/B	DELTA Z
○	0.144	0.000	0.151
△	0.102		
◇	0.226		

PARAMETRIC VALUES			
ALPHAB	9.952	MACH	2.000
ALPHAI	0.000	ORBPOW	100.000
BSTPOW	50.000		

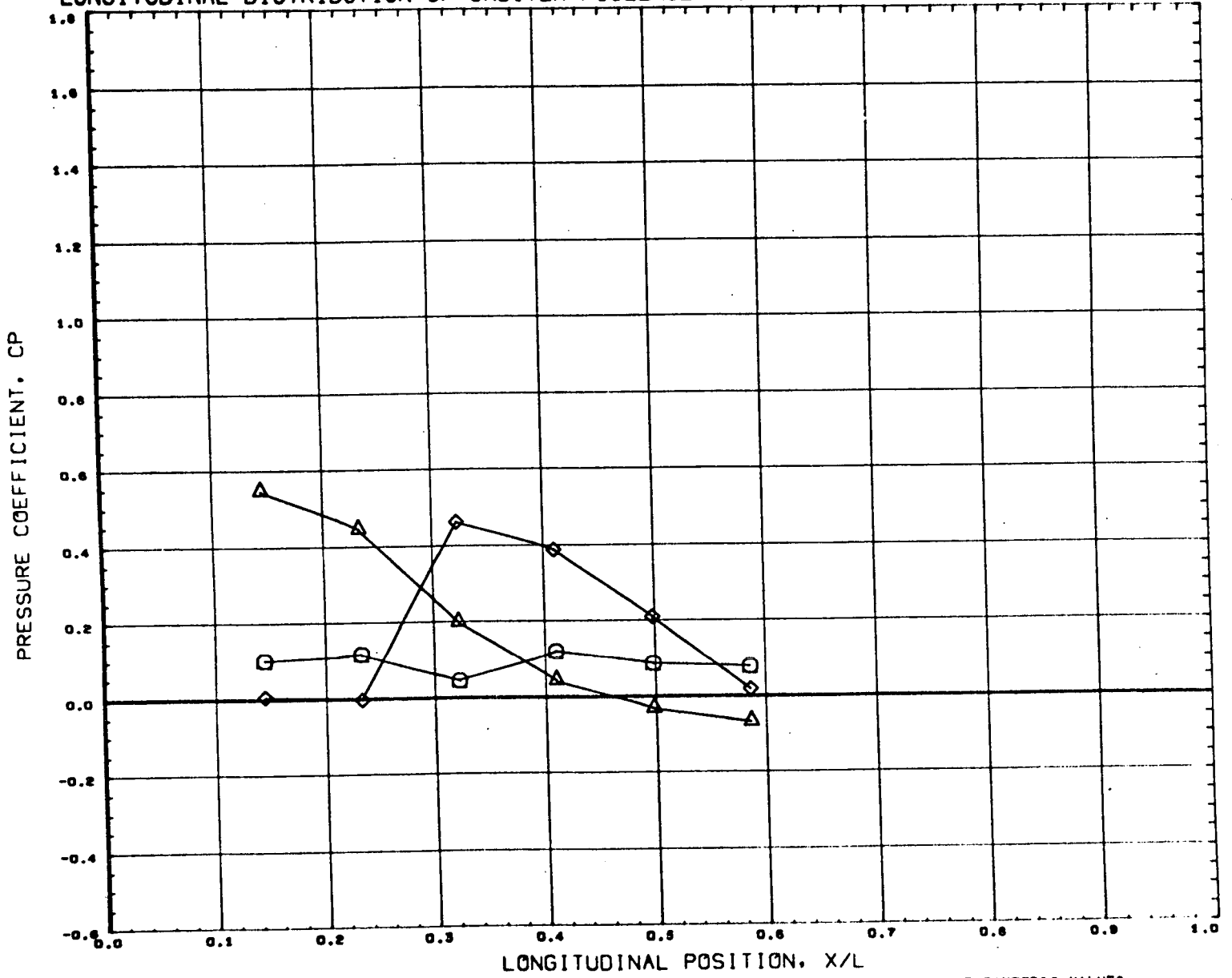
REFERENCE FILE

AEDC VA1163 MDAC ORBITER (BODY)

•FT8211•

PAGE 3

# LONGITUDINAL DISTRIBUTION OF ORBITER FUSELAGE PRESSURES - MACH 2



SYMBOL	DELTA X	Y/B	DELTA Z
○	0.144	0.076	0.151
△	0.102		
◇	0.228		

PARAMETRIC VALUES			
ALPHAB	9.952	MACH	2.000
ALPHA1	0.000	ORSPOW	100.000
BSTPOW	30.000		

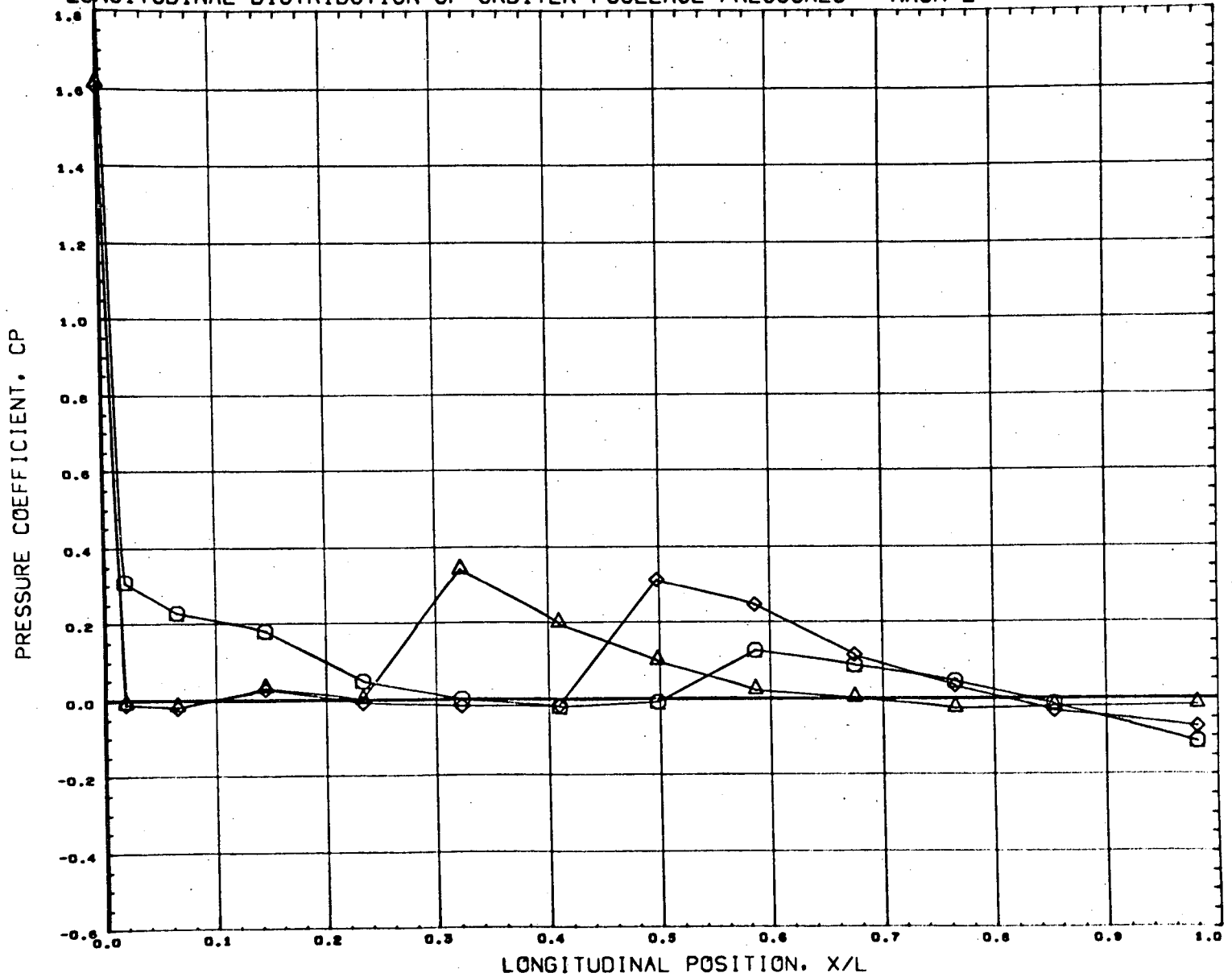
REFERENCE FILE

AEDC VA1163 MDAC ORBITER (BODY)

•FT8211•

PAGE 4

# LONGITUDINAL DISTRIBUTION OF ORBITER FUSELAGE PRESSURES - MACH 2



SYMBOL	DELTA X	Y/B	DELTA Z
○	0.143	0.000	0.226
△	0.103		
◇	0.227		

PARAMETRIC VALUES			
ALPHAB	9.952	MACH	2.000
ALPHA1	0.000	ORBPOW	100.000
BSTPOW	50.000		

REFERENCE FILE

AEDC VA1163 MDAC ORBITER (BODY)

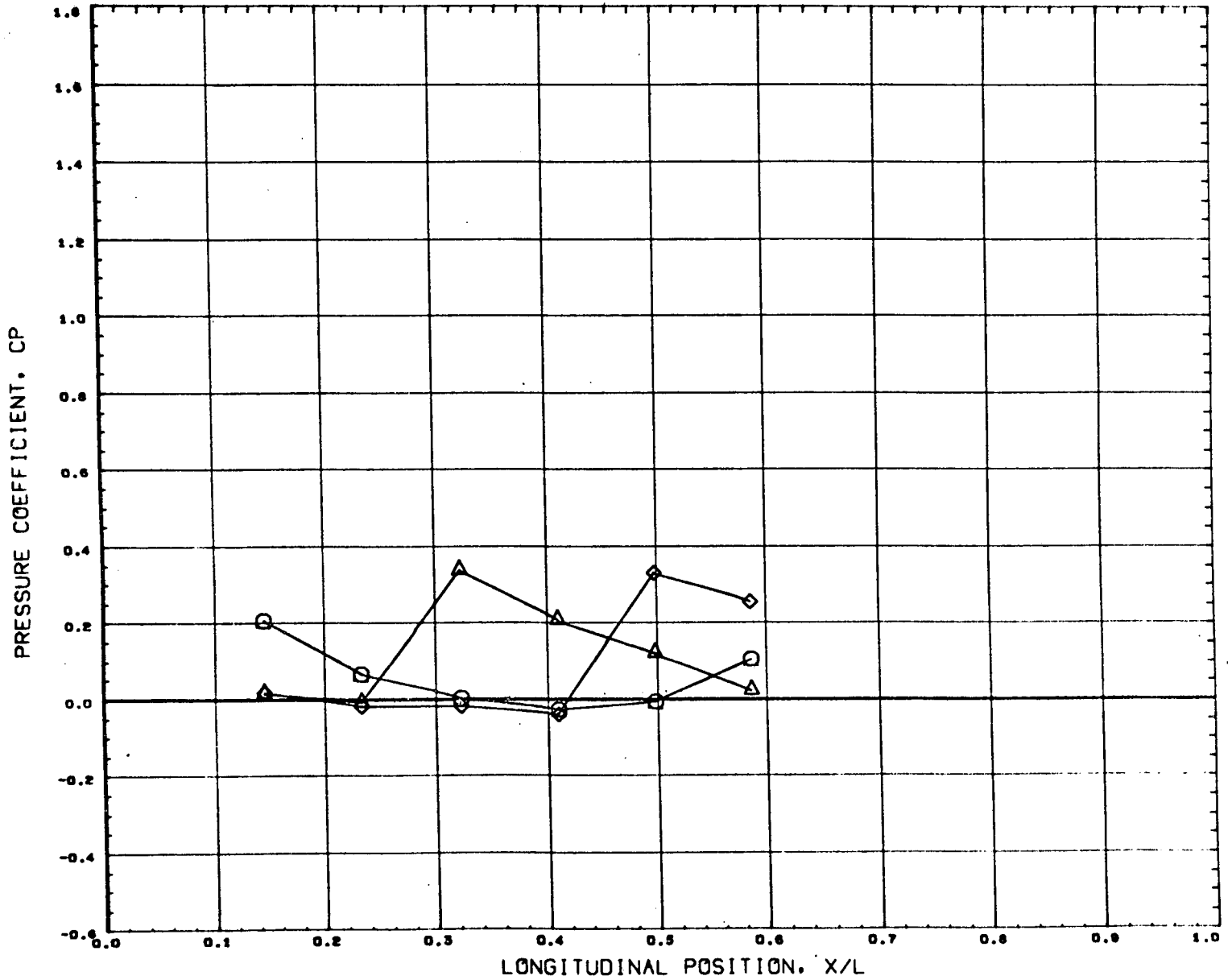
•FT8211•

PAGE

5



# LONGITUDINAL DISTRIBUTION OF ORBITER FUSELAGE PRESSURES - MACH 2



SYMBOL	DELTA X	Y/B	DELTA Z
○	0.143	0.076	0.226
△	0.103		
◇	0.227		

PARAMETRIC VALUES			
ALPHAB	9.952	MACH	2.000
ALPHA1	0.000	ORBPOW	100.000
BSTPOW	50.000		

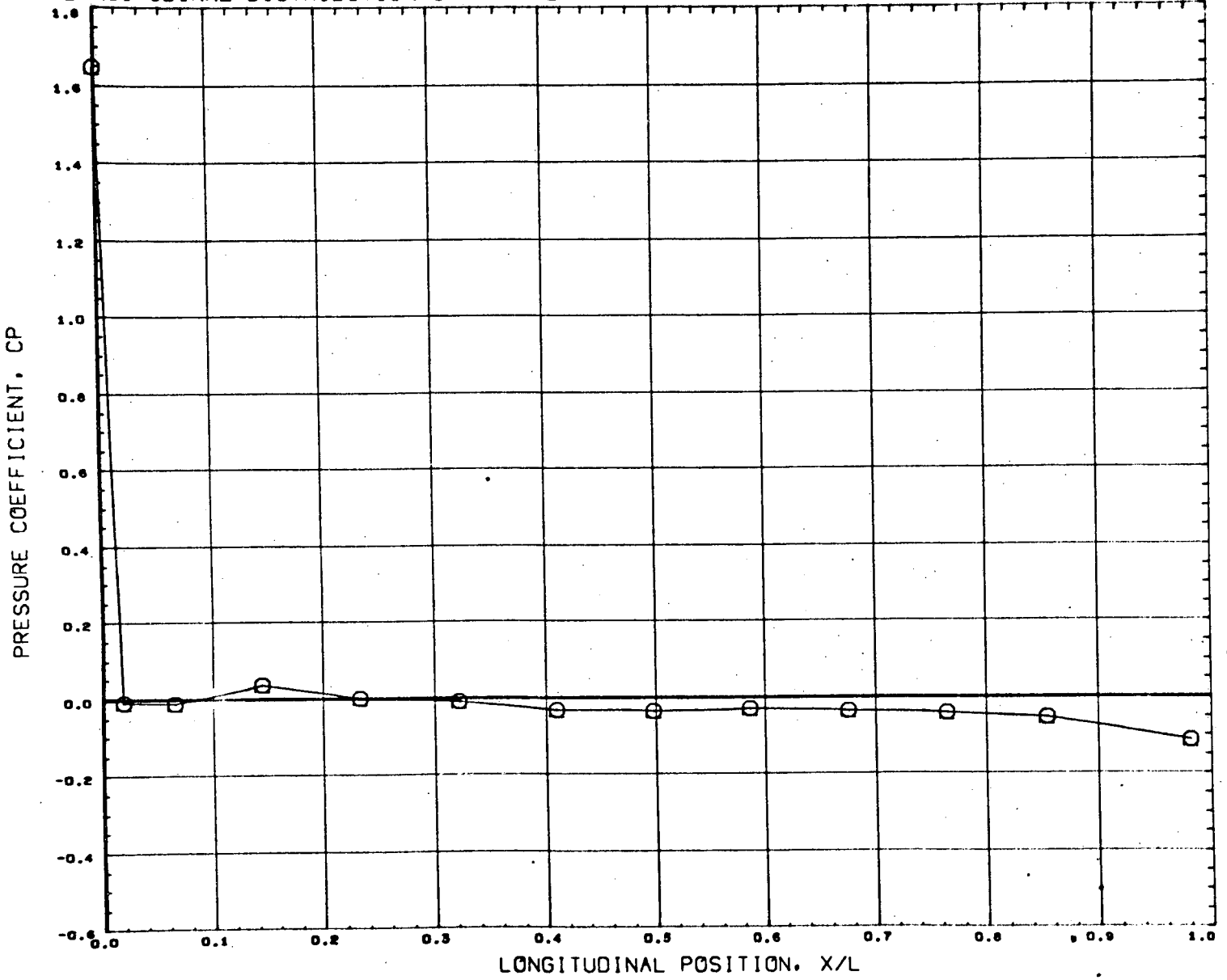
REFERENCE FILE

AEDC VA1163 MDAC ORBITER (BODY)

•FT8211•

PAGE 6

# LONGITUDINAL DISTRIBUTION OF ORBITER FUSELAGE PRESSURES - MACH 2



SYMBOL    DELTAX    Y/B    DELTAZ  
 ○        - 0.390    0.000    0.908

PARAMETRIC VALUES  
 ALPHAB - 9.952    MACH        2.000  
 ALPHA1    0.000    ORBPOW    100.000  
 BSTPOW    50.000

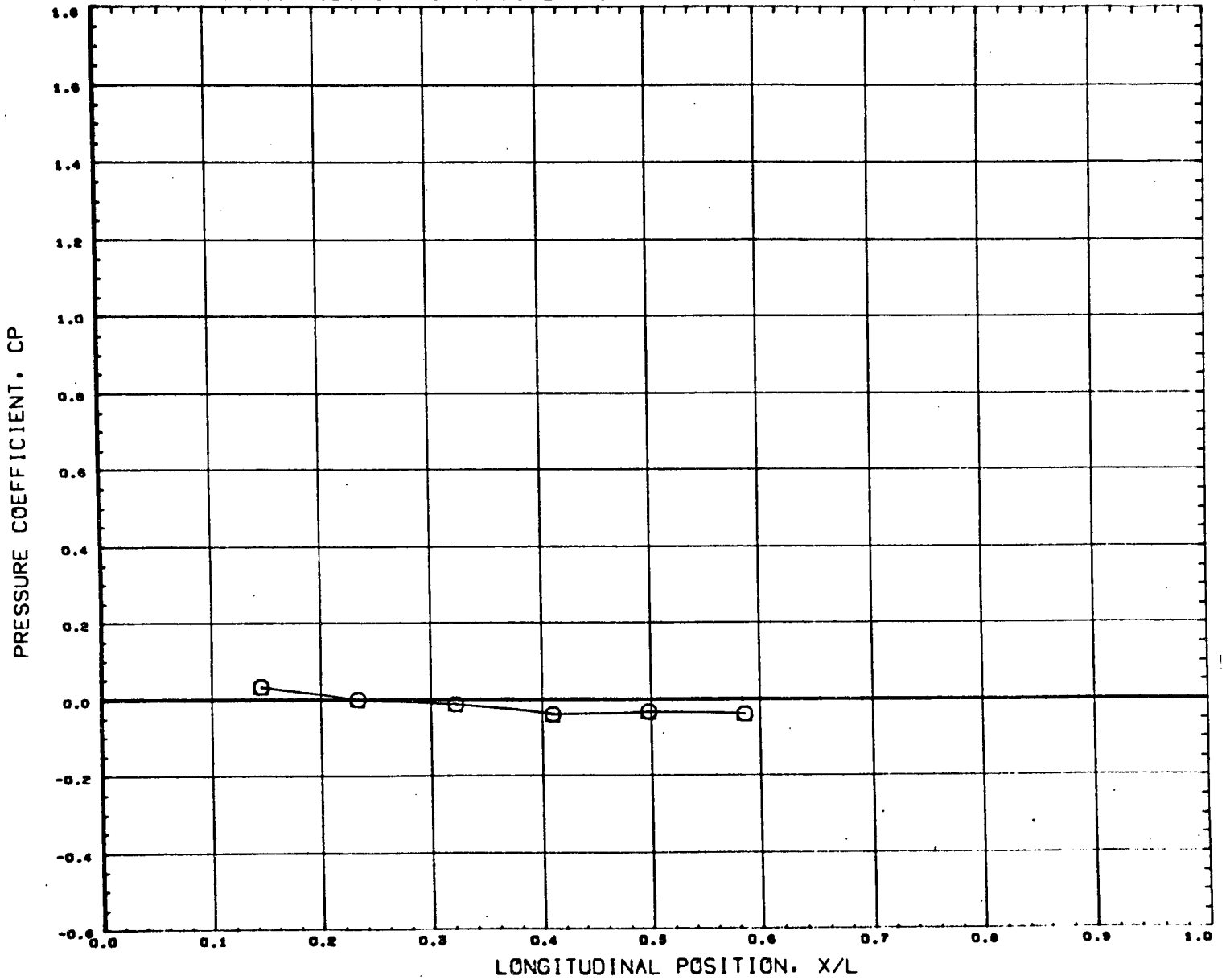
REFERENCE FILE

AEDC VA1163 MDAC ORBITER (BODY)

•FT8211•

PAGE 7

# LONGITUDINAL DISTRIBUTION OF ORBITER FUSELAGE PRESSURES - MACH 2



SYMBOL	DELTA X	Y/B	DELTA Z
○	0.390	0.076	0.908

PARAMETRIC VALUES			
ALPHAB	- 9.952	MACH	2.000
ALPHAI	0.000	ORBPOW	100.000
BSTPOW	50.000		

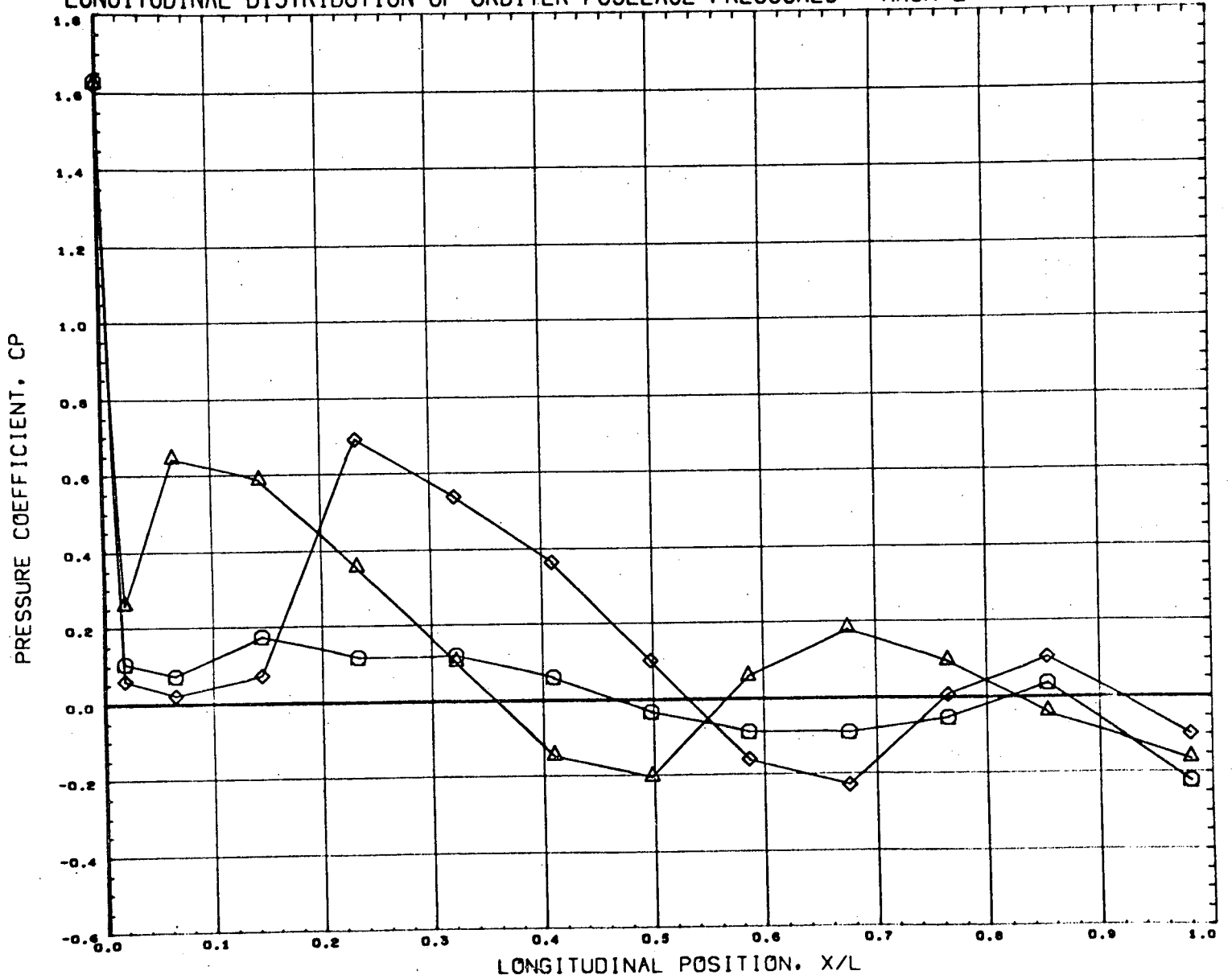
REFERENCE FILE

AEDC VA1163 MDAC ORBITER (BODY)

•FT8211•

PAGE 8

# LONGITUDINAL DISTRIBUTION OF ORBITER FUSELAGE PRESSURES - MACH 2



SYMBOL	DELTA X	Y/B	DELTA Z
○	0.143	0.000	0.120
△	0.104		
◇	0.226		

PARAMETRIC VALUES			
ALPHA B	4.935	MACH	2.000
ALPHA I	0.000	ORBPOW	100.000
BSTPOW	30.000		

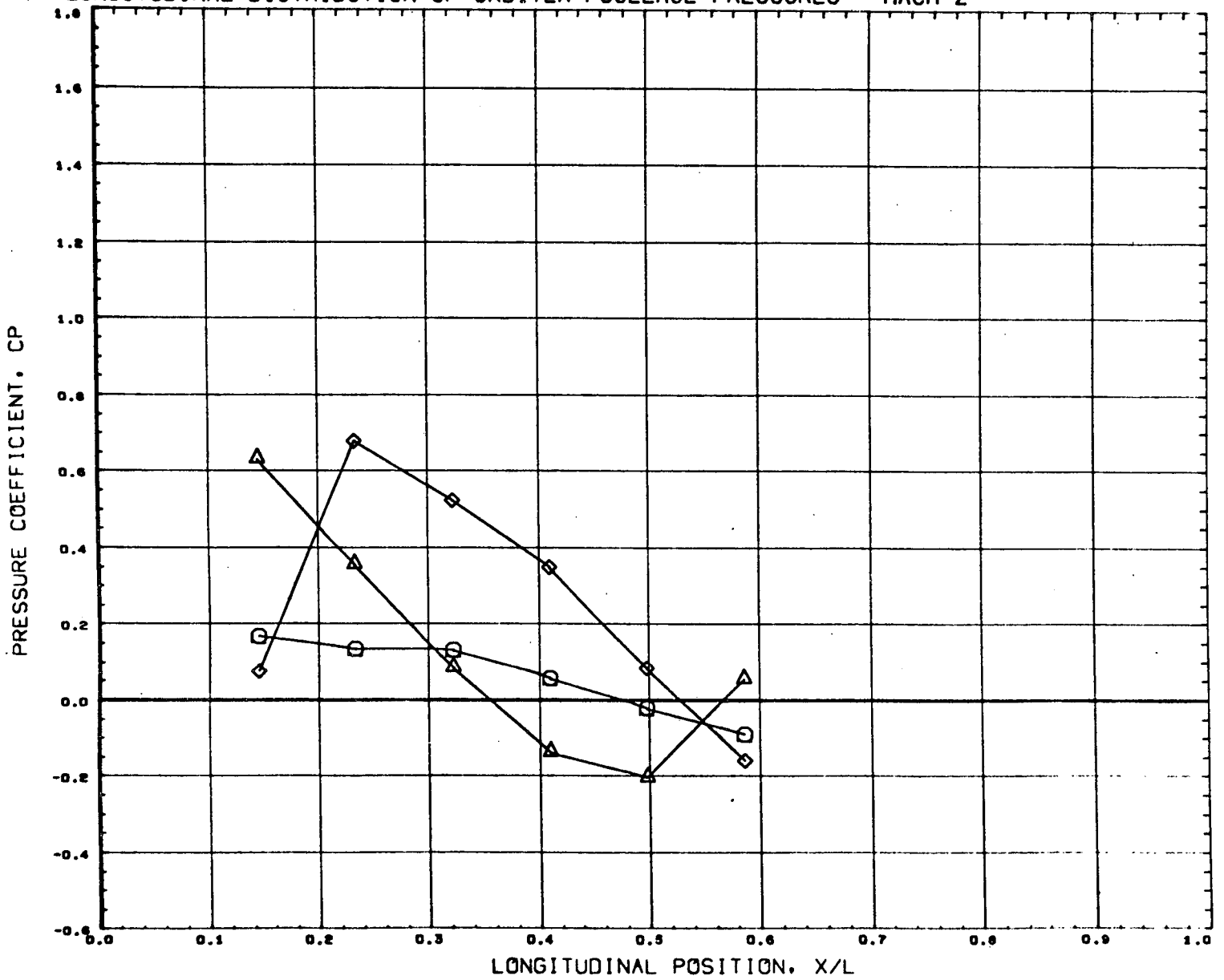
REFERENCE FILE

AEDC VA1163 MDAC ORBITER (BODY)

•FT8212•

PAGE 9

# LONGITUDINAL DISTRIBUTION OF ORBITER FUSELAGE PRESSURES - MACH 2



SYMBOL	DELTA X	Y/B	DELTA Z
○	0.143	0.076	0.120
△	0.104		
◇	0.226		

PARAMETRIC VALUES			
ALPHAB	4.935	MACH	2.000
ALPHA1	0.000	ORBPOW	100.000
BSTPOW	30.000		

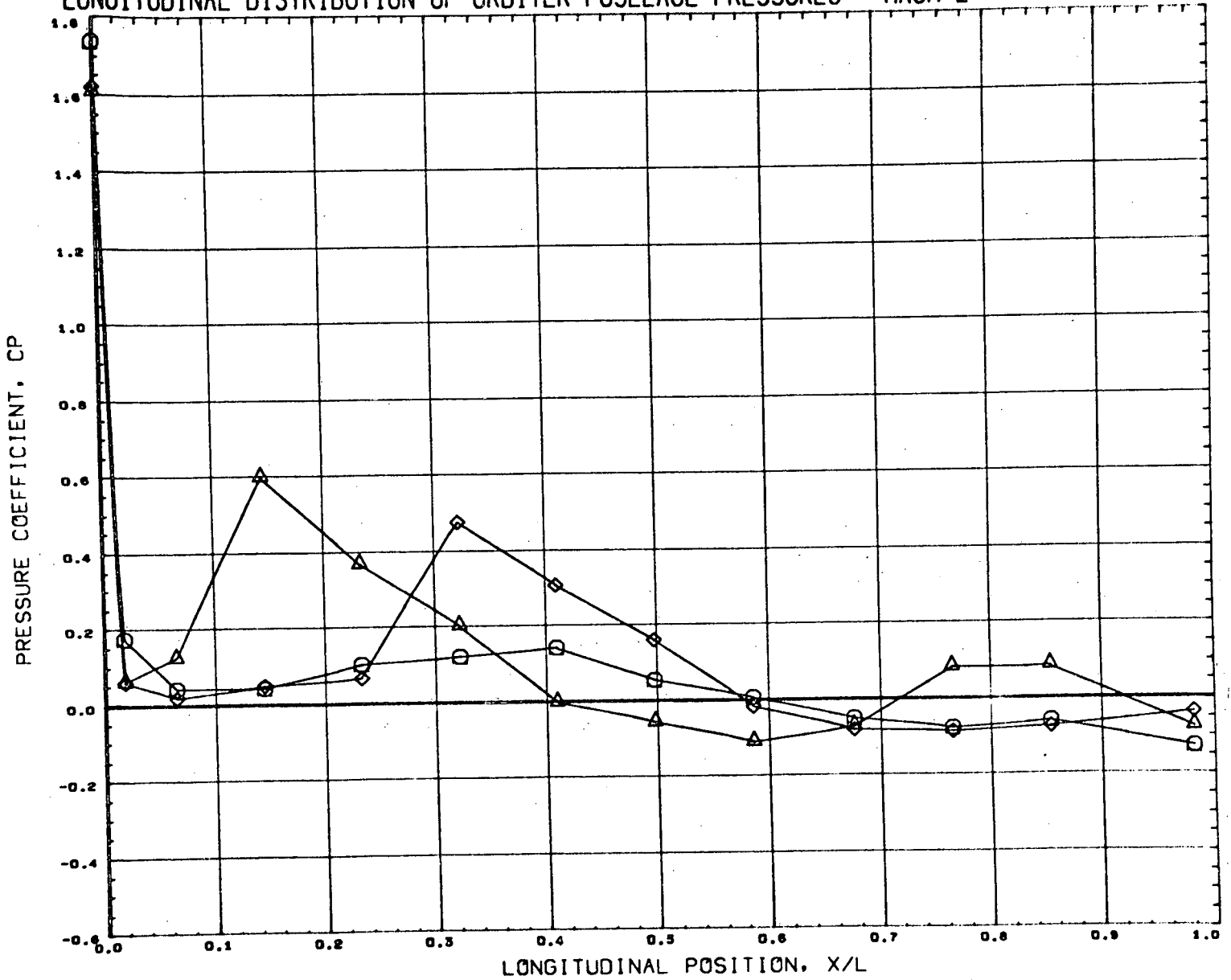
REFERENCE FILE

AEDC VA1163 MDAC ORBITER (BODY)

•FT8212•

PAGE 10

# LONGITUDINAL DISTRIBUTION OF ORBITER FUSELAGE PRESSURES - MACH 2



SYMBOL	DELTA X	Y/B	DELTA Z
○	0.144	0.000	0.151
△	0.104		
◇	0.226		

PARAMETRIC VALUES			
ALPHAB	4.935	MACH	2.000
ALPHA I	0.000	ORBPOW	100.000
BSTPOW	50.000		

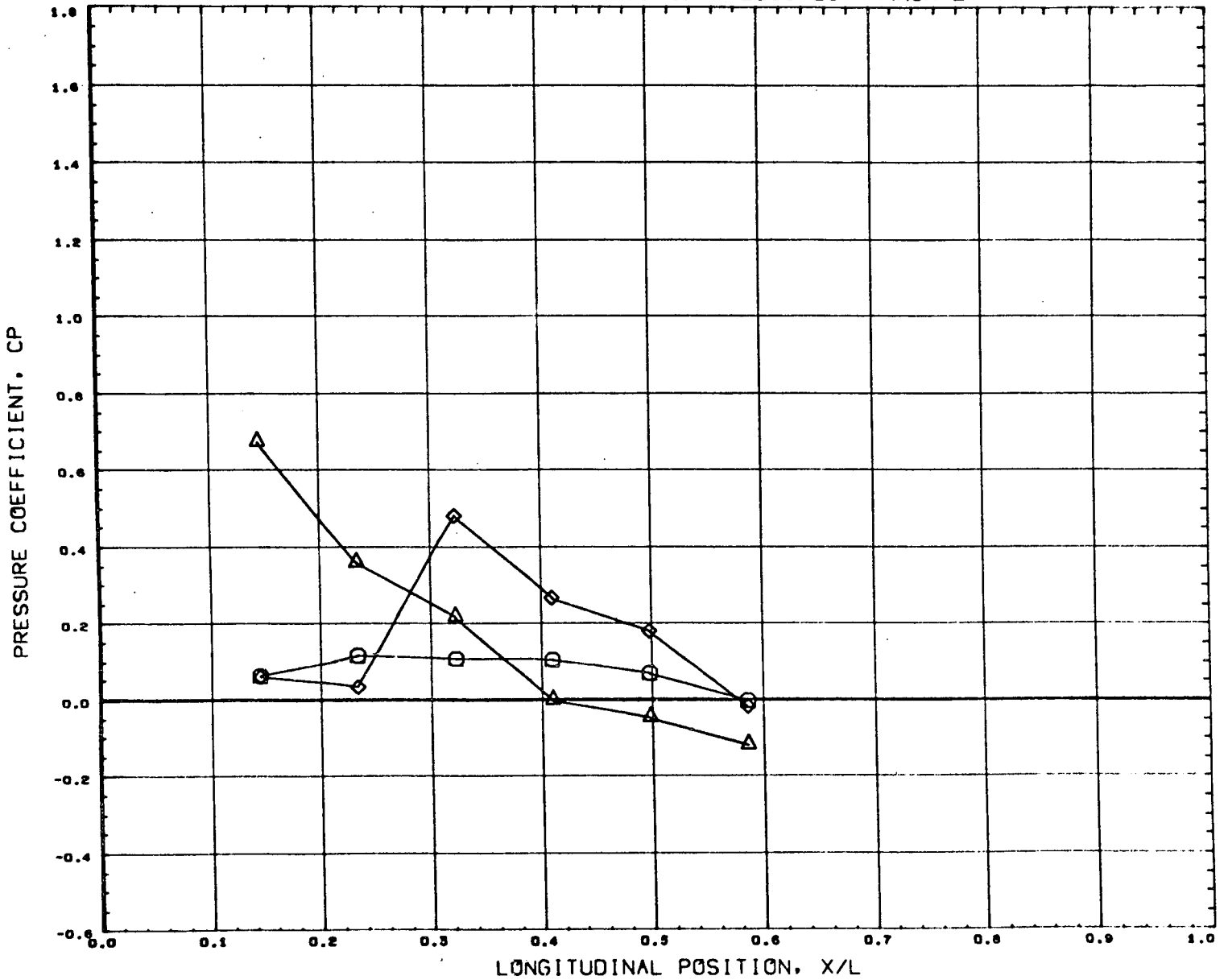
REFERENCE FILE

AEDC VA1163 MDAC ORBITER (BODY)

•FT8212•

PAGE 11

# LONGITUDINAL DISTRIBUTION OF ORBITER FUSELAGE PRESSURES - MACH 2

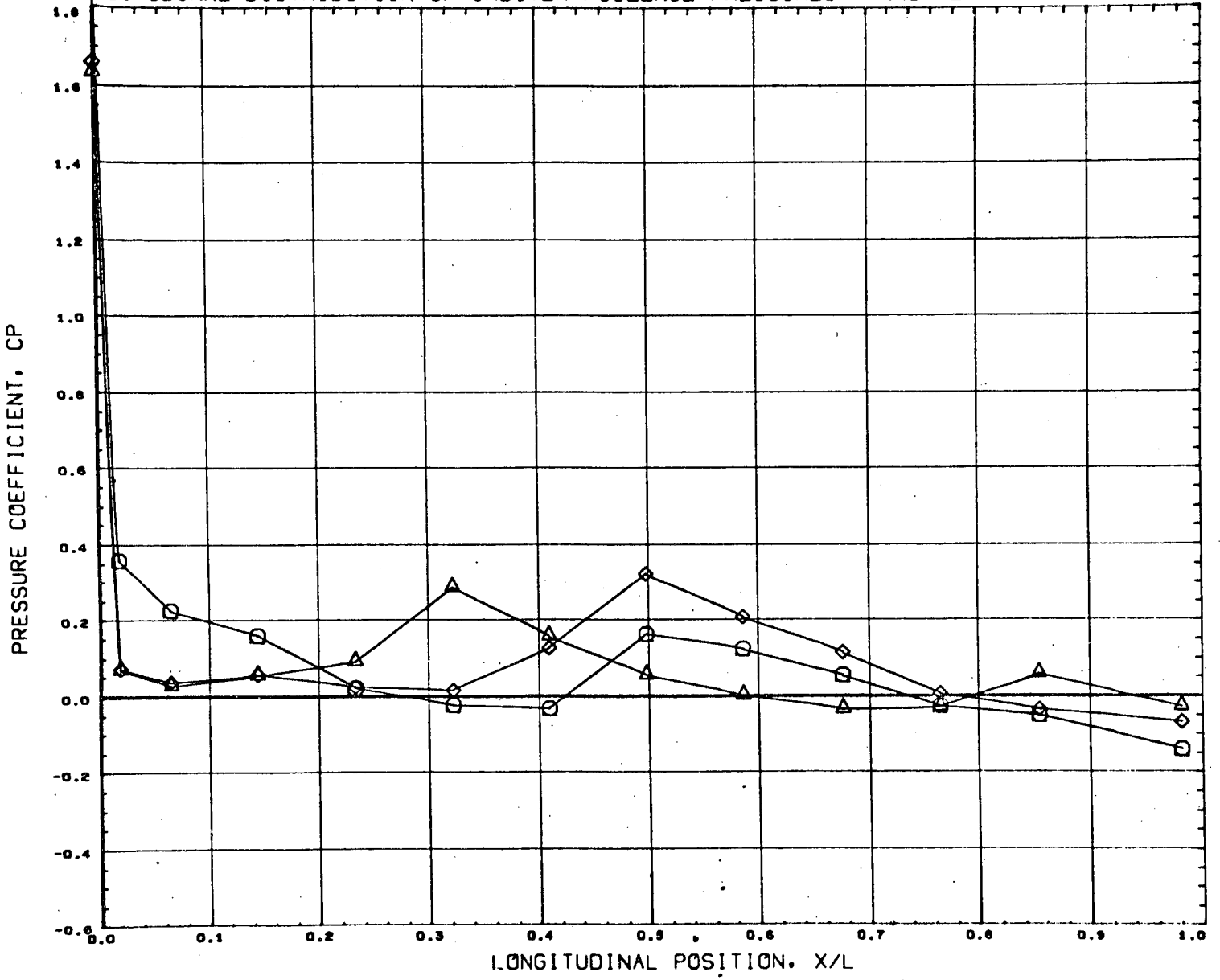


SYMBOL	DELTA X	Y/B	DELTA Z
○	0.144	0.076	0.151
△	0.104		
◇	0.226		

PARAMETRIC VALUES			
ALPHA B	4.933	MACH	2.000
ALPHA I	0.000	ORBPOW	100.000
BSTPOW	50.000		

REFERENCE FILE

# LONGITUDINAL DISTRIBUTION OF ORBITER FUSELAGE PRESSURES - MACH 2



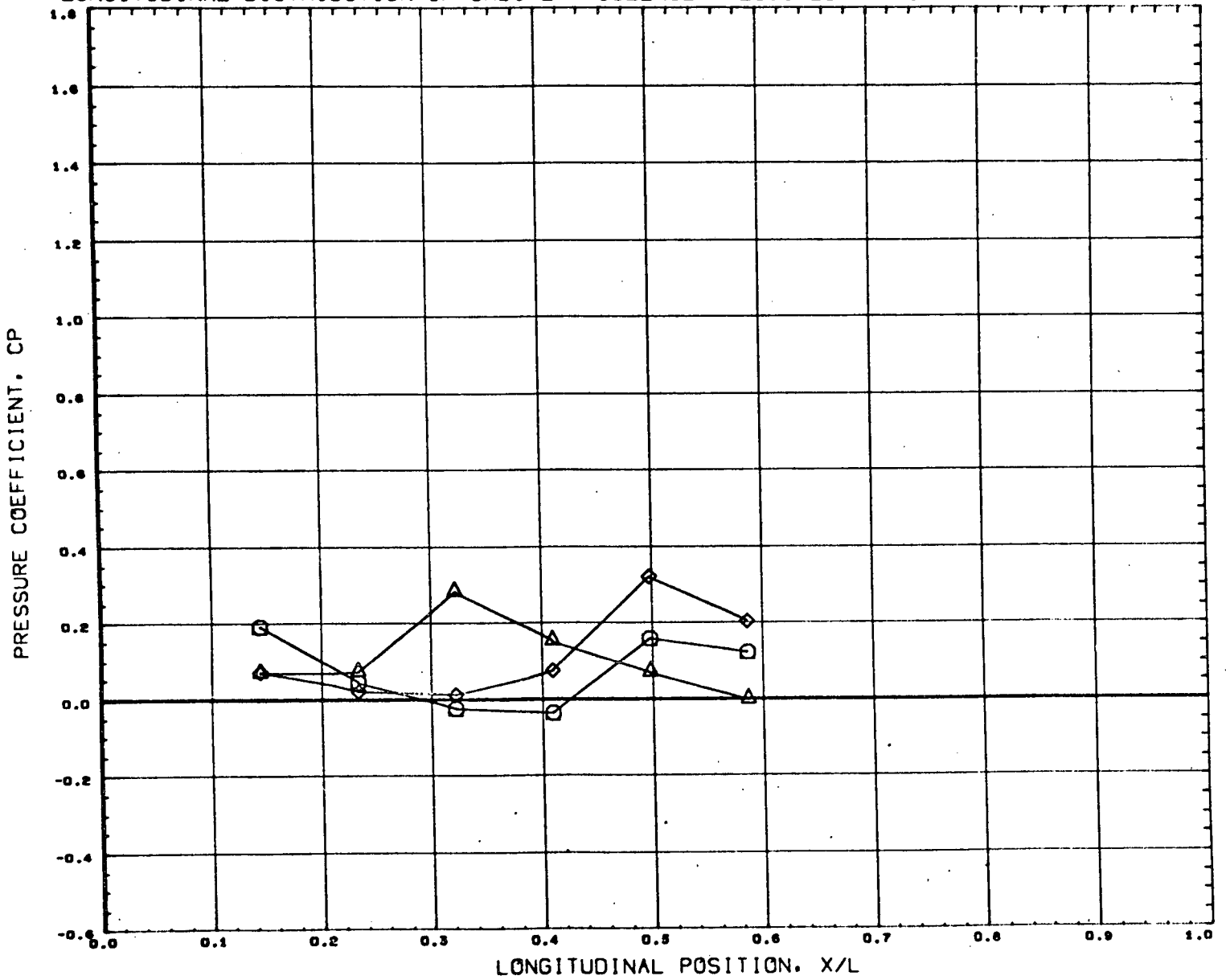
SYMBOL	DELTA X	Y/B	DELTA Z
○	0.143	0.000	0.228
△	0.103		
◇	0.227		

PARAMETRIC VALUES			
ALPHAB	4.935	MACH	2.000
ALPHAT	0.000	ORBPW	100.000
BSTPW	50.000		

REFERENCE FILE



# LONGITUDINAL DISTRIBUTION OF ORBITER FUSELAGE PRESSURES - MACH 2



SYMBOL	DELTA X	Y/B	DELTA Z
○	0.143	0.076	0.226
△	0.103		
◇	0.227		

PARAMETRIC VALUES			
ALPHAB	4.935	MACH	2.000
ALPHA1	0.000	ORBPOW	100.000
BSTPOW	30.000		

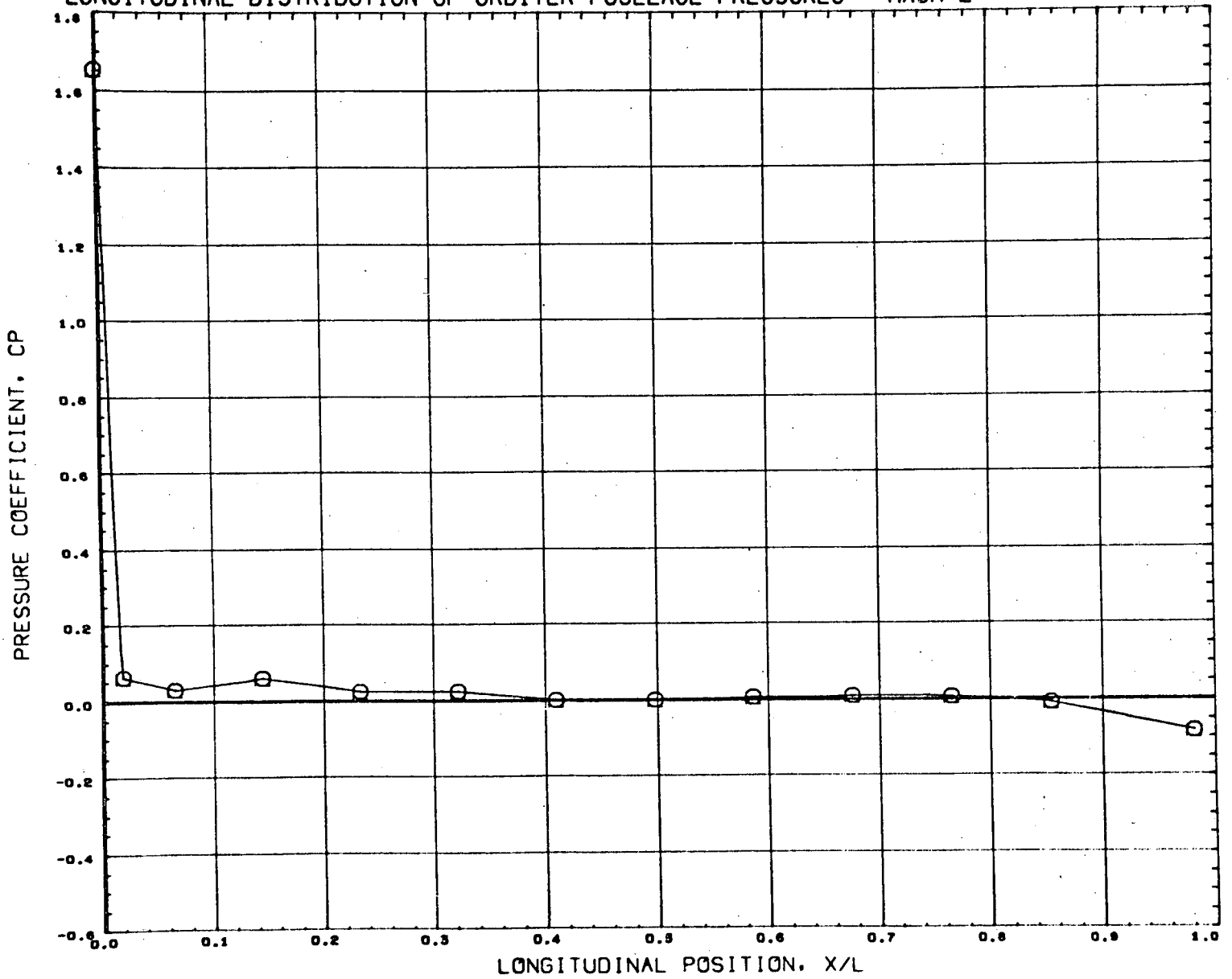
REFERENCE FILE

AEDC VA1163 MDAC ORBITER (BODY)

•FT8212•

PAGE 14

# LONGITUDINAL DISTRIBUTION OF ORBITER FUSELAGE PRESSURES - MACH 2



SYMBOL    DELTAX    Y/B    DELTAZ  
 ○       - 0.390    0.000    0.008

PARAMETRIC VALUES  
 ALPHAB - 4.935    MACH       2.000  
 ALPHAI    0.000    ORBPOW    100.000  
 SSTPOW    50.000

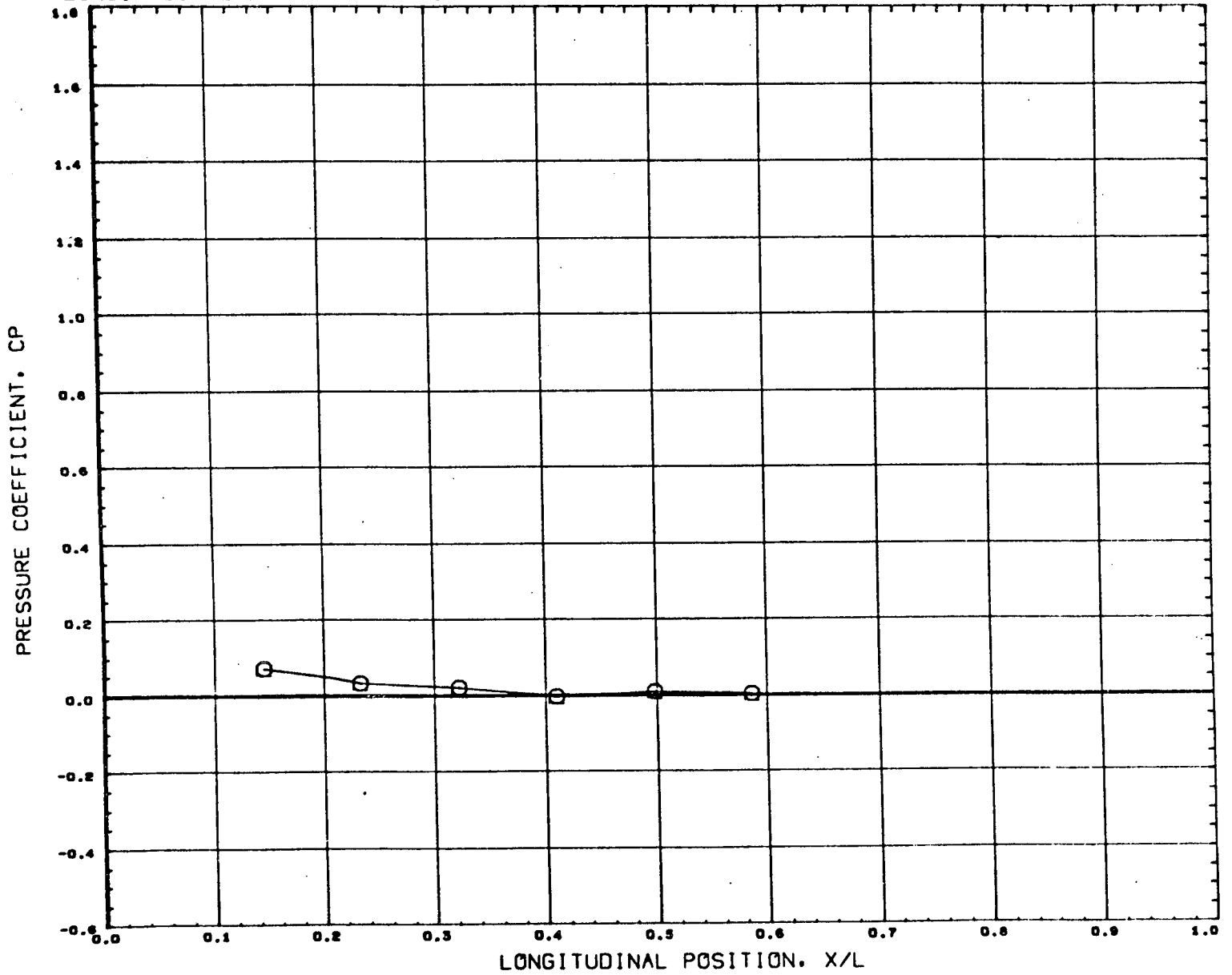
REFERENCE FILE

AEDC VA1163 MDAC ORBITER (BODY)

•FT8212•

PAGE 15

# LONGITUDINAL DISTRIBUTION OF ORBITER FUSELAGE PRESSURES - MACH 2



SYMBOL	DELTA X	Y/B	DELTA Z
○	0.390	0.076	0.908

PARAMETRIC VALUES			
ALPHA B	- 4.935	MACH	2.000
ALPHA I	0.000	ORSPOW	100.000
OSTPOW	50.000		

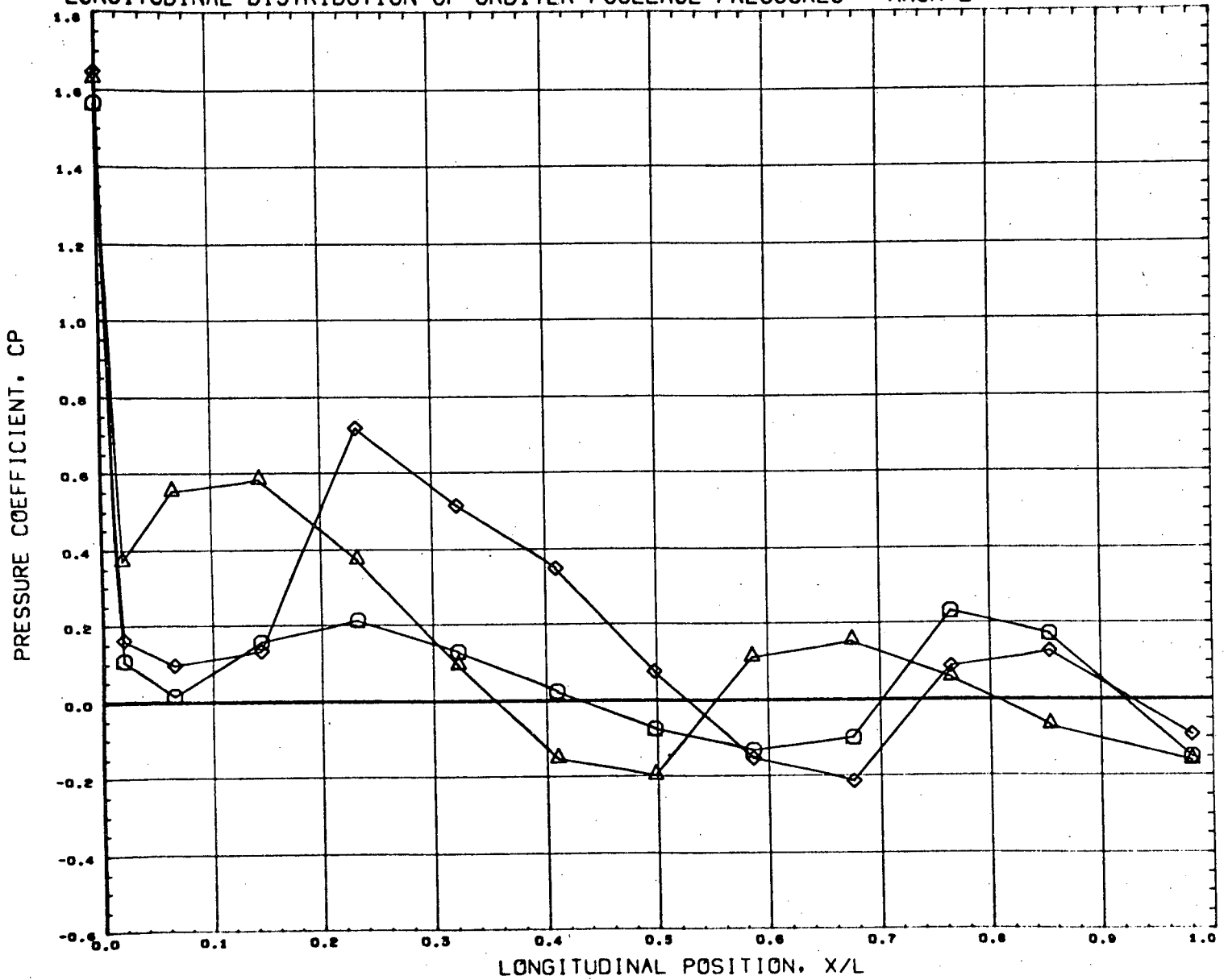
REFERENCE FILE

AEDC VA1163 MDAC ORBITER (BODY)

•FT8212•

PAGE 16

# LONGITUDINAL DISTRIBUTION OF ORBITER FUSELAGE PRESSURES - MACH 2



SYMBOL	DELTA X	Y/B	DELTA Z
○	0.143	0.000	0.120
△	0.103		
◇	0.227		

PARAMETRIC VALUES		
ALPHAB	0.027	MACH 2.000
ALPHA1	0.000	ORBPOW 100.000
BSTPOW	50.000	

REFERENCE FILE

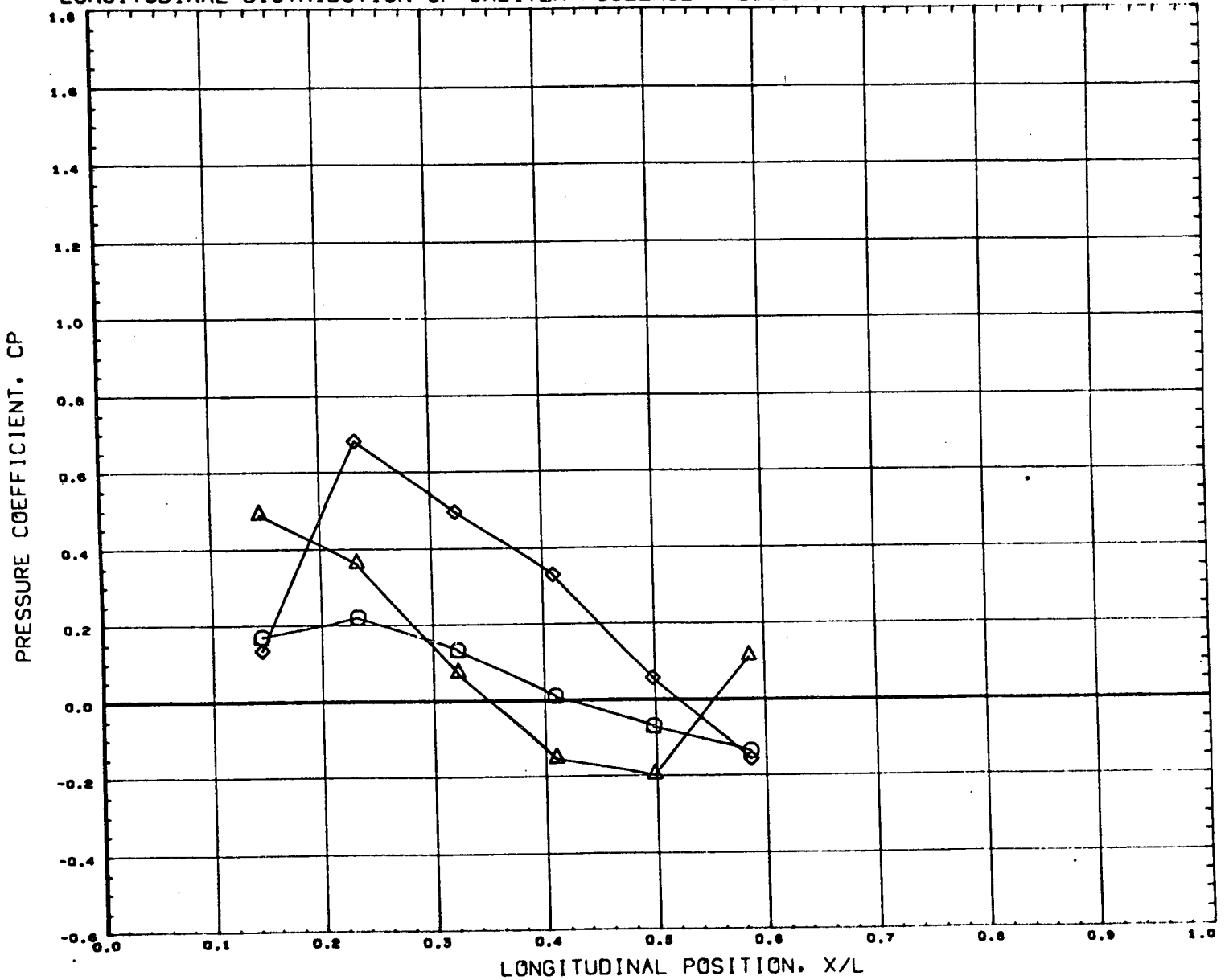
AEDC VA1163 MDAC ORBITER (BODY)

•FT8213•

PAGE 17

2/11

# LONGITUDINAL DISTRIBUTION OF ORBITER FUSELAGE PRESSURES - MACH 2



SYMBOL	DELTA X	Y/B	DELTA Z
○	0.143	0.076	0.120
△	0.103		
◇	0.227		

PARAMETRIC VALUES			
ALPHAB	0.027	MACH	2.000
ALPHA I	0.000	ORBPOW	100.000
BSTPOW	50.000		

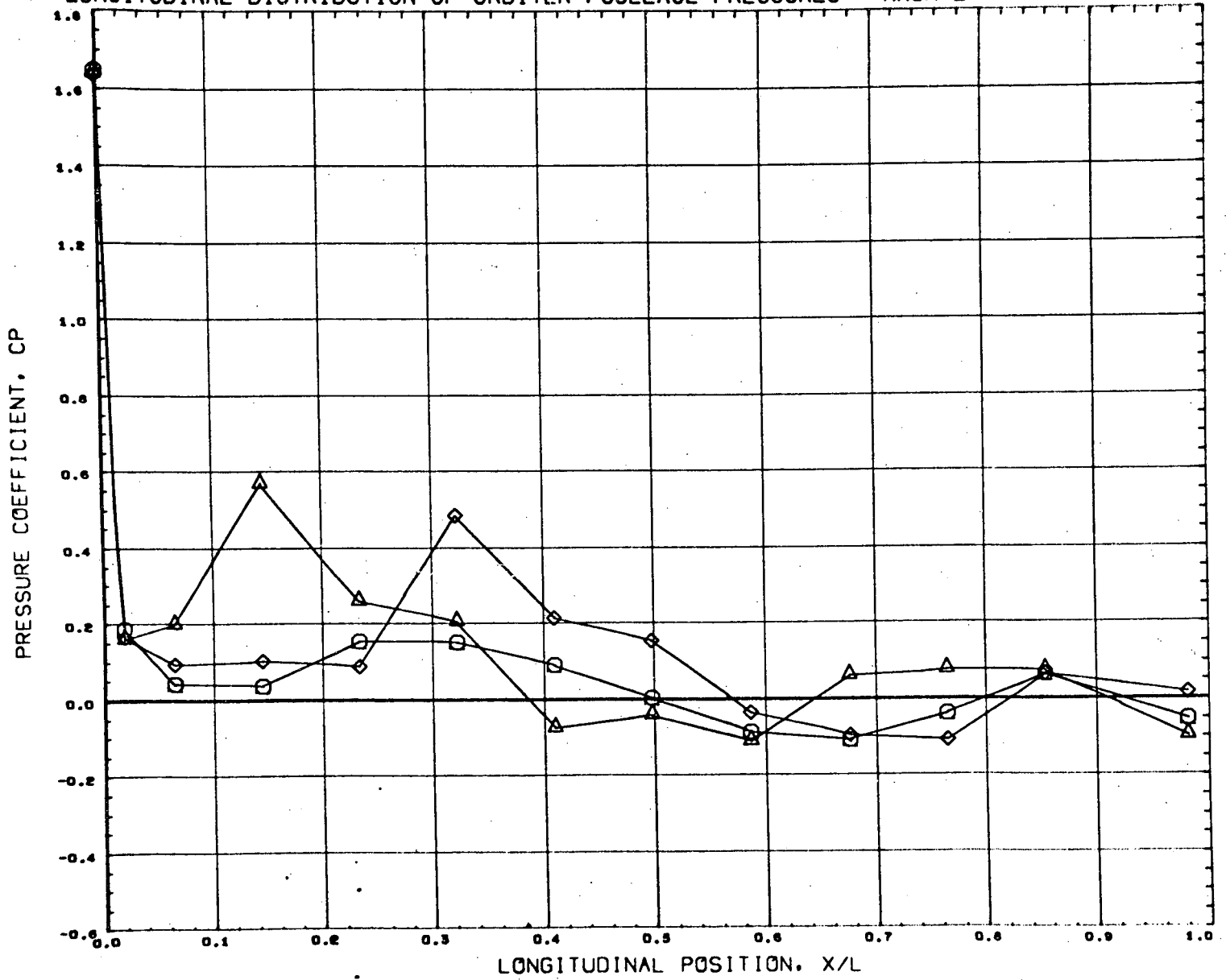
REFERENCE FILE

AEOC VA1163 MDAC ORBITER (BODY)

•FT8213•

PAGE 18

# LONGITUDINAL DISTRIBUTION OF ORBITER FUSELAGE PRESSURES - MACH 2

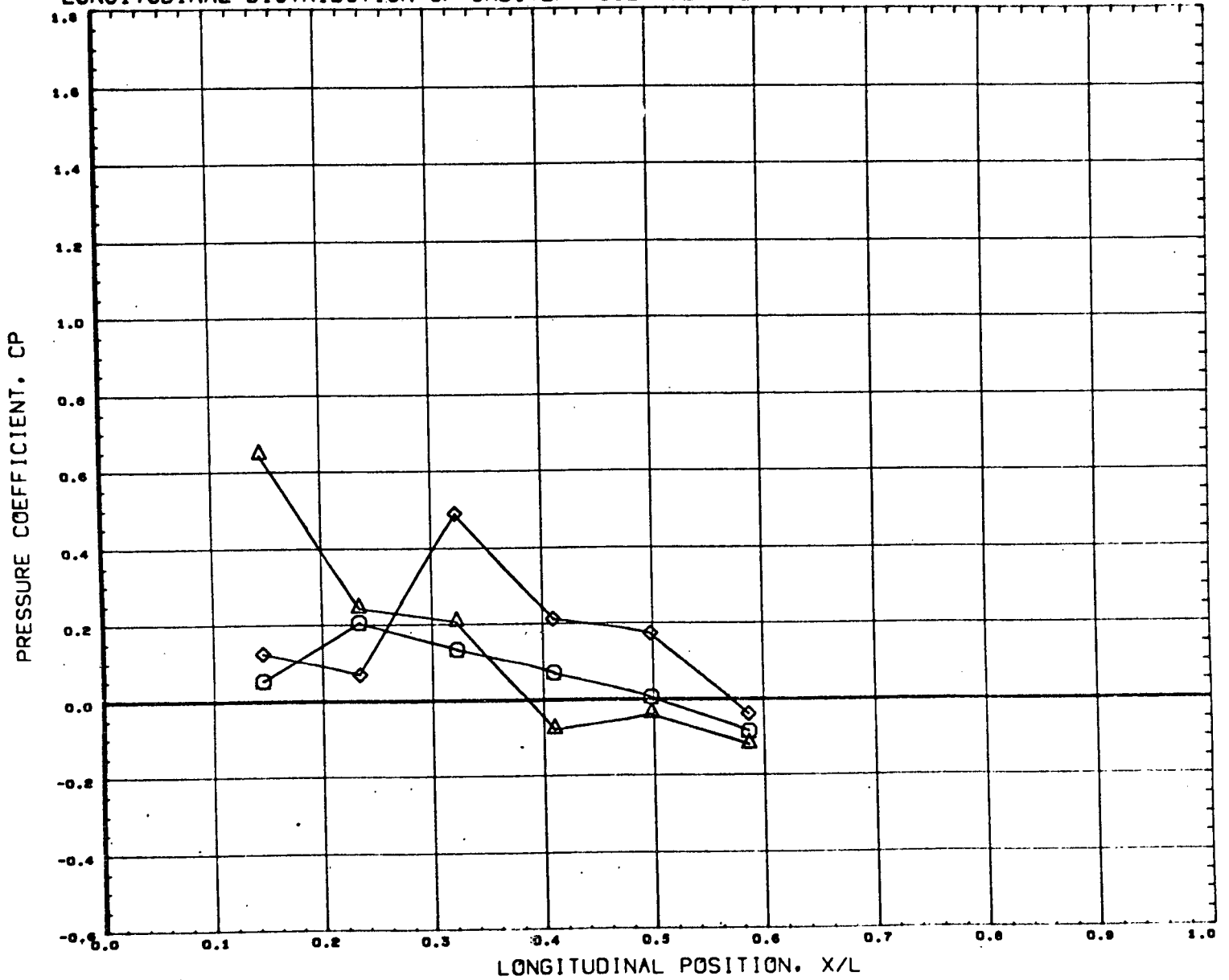


SYMBOL	DELTA X	Y/B	DELTA Z
○	0.144	0.000	0.131
△	0.104		
◇	0.227		

PARAMETRIC VALUES		
ALPHAB	0.027	MACH 2.000
ALPHA I	0.000	ORBPOW 100.000
BSTPOW	50.000	

REFERENCE FILE

# LONGITUDINAL DISTRIBUTION OF ORBITER FUSELAGE PRESSURES - MACH 2



SYMBOL	DELTA X	Y/B	DELTA Z
○	0.144	0.076	0.151
△	0.104		
◇	0.227		

PARAMETRIC VALUES			
ALPHAB	0.027	MACH	2.000
ALPHA1	0.000	ORSPOW	100.000
BSTPOW	50.000		

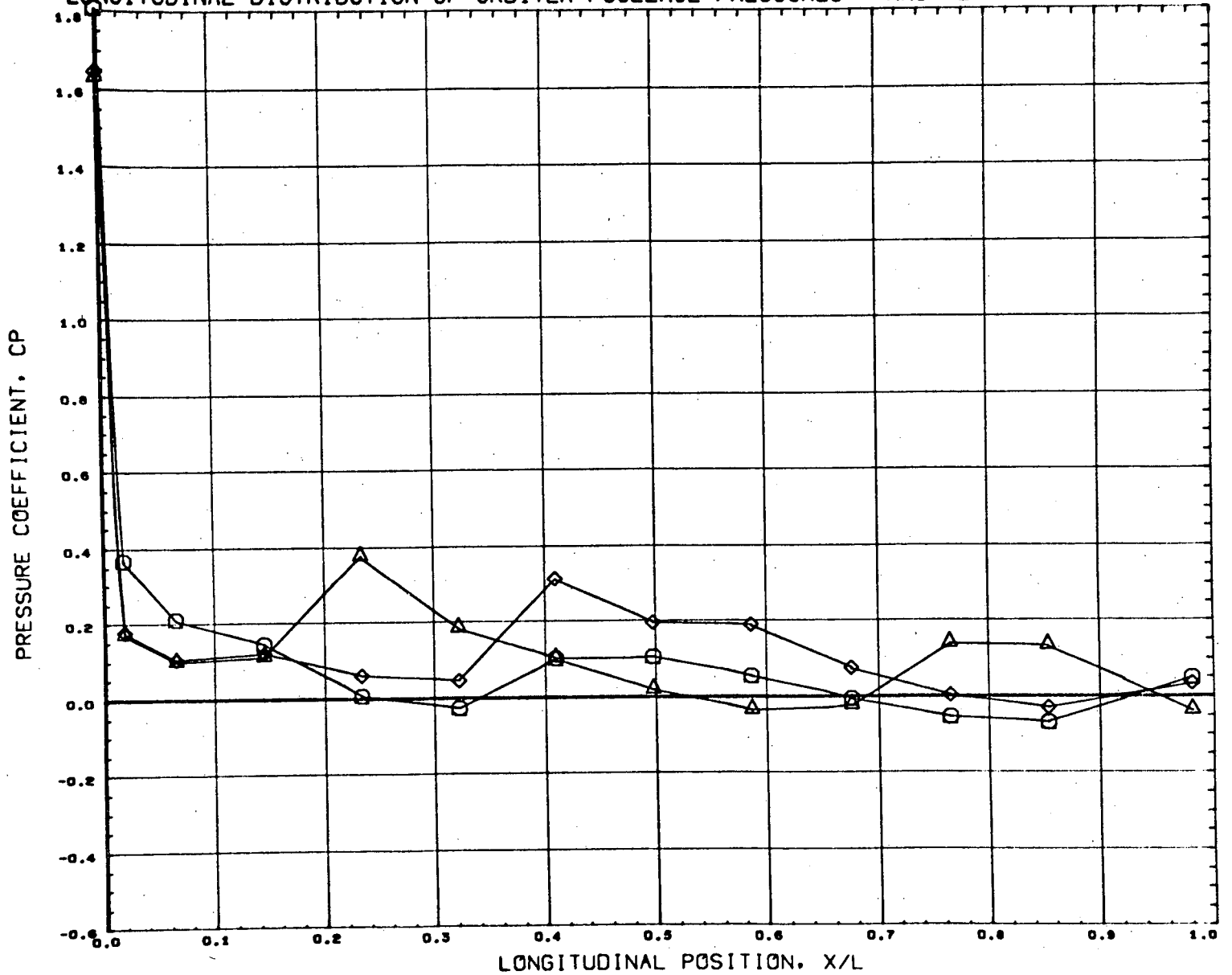
REFERENCE FILE

AEDC VA1163 MDAC ORBITER (BODY)

•FT8213•

PAGE 20

# LONGITUDINAL DISTRIBUTION OF ORBITER FUSELAGE PRESSURES - MACH 2

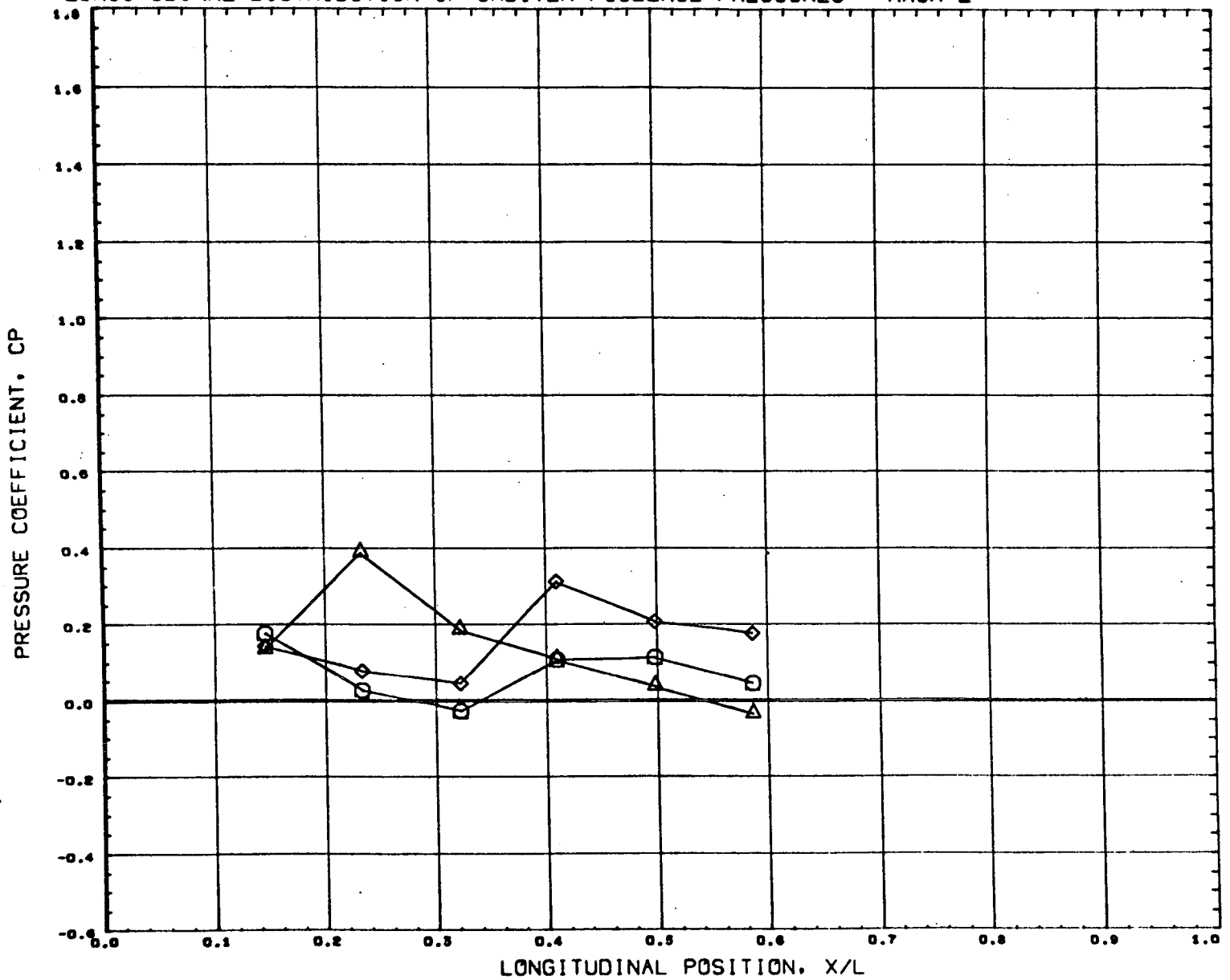


SYMBOL	DELTA X	Y/B	DELTA Z	PARAMETRIC VALUES			
○	0.143	0.000	0.229	ALPHA B	0.027	MACH	2.000
△	0.103			ALPHA I	0.000	ORBPOW	100.000
◇	0.227			BSTPOW	90.000		

REFERENCE FILE



# LONGITUDINAL DISTRIBUTION OF ORBITER FUSELAGE PRESSURES - MACH 2



SYMBOL	DELTA X	Y/B	DELTA Z
○	0.143	0.076	0.228
△	0.103		
◇	0.227		

PARAMETRIC VALUES			
ALPHAB	0.027	MACH	2.000
ALPHA1	0.000	ORBPOW	100.000
BSTPOW	90.000		

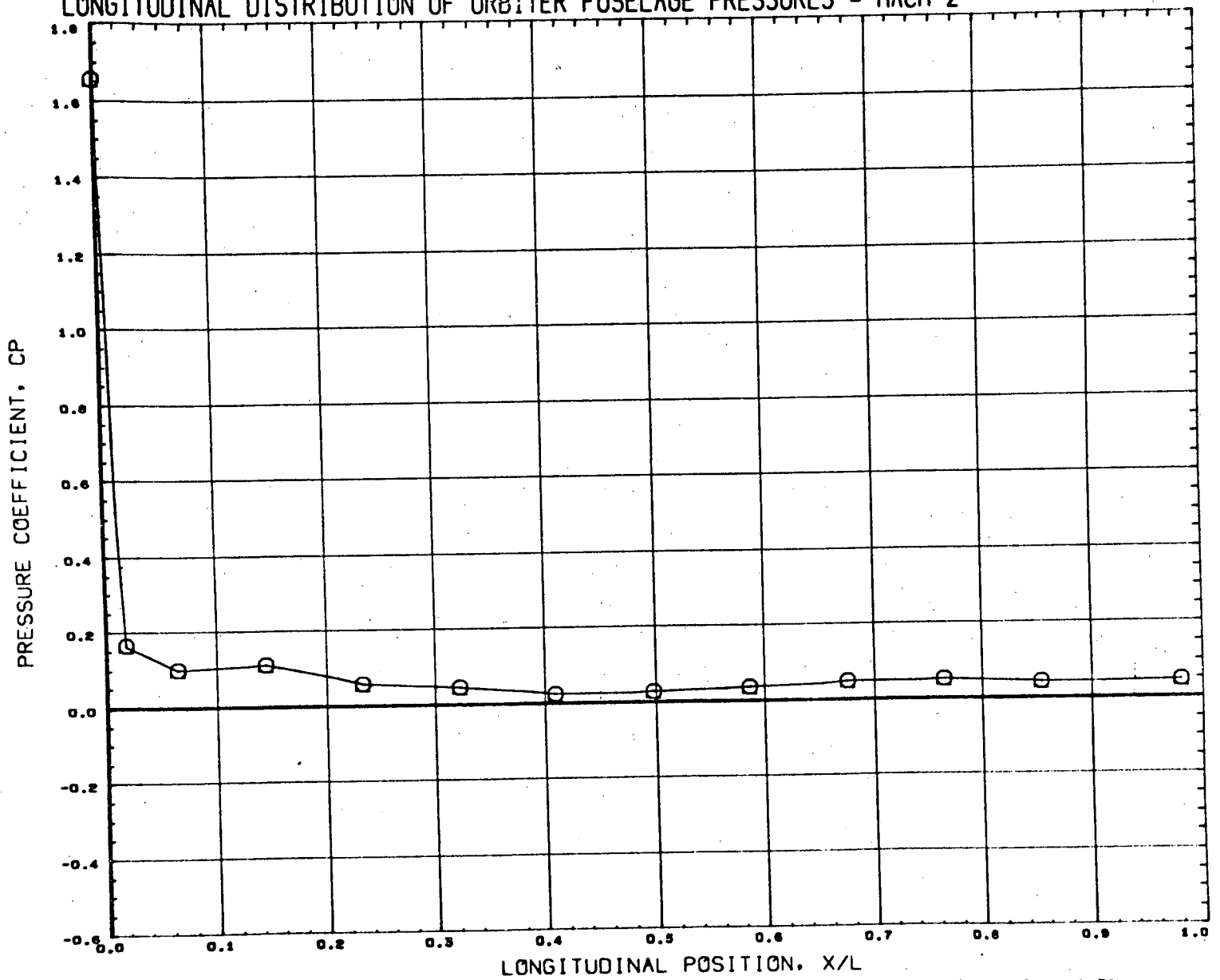
REFERENCE FILE

AEDC VA1163 MDAC ORBITER (BODY)

•FT8213•

PAGE 22

# LONGITUDINAL DISTRIBUTION OF ORBITER FUSELAGE PRESSURES - MACH 2



SYMBOL DELTAX Y/B DELTAZ  
 O - 0.390 0.000 0.908

PARAMETRIC VALUES  
 ALPHAB 0.027 MACH 2.000  
 ALPHAI 0.000 ORBPOW 100.000  
 BSTPOW 50.000

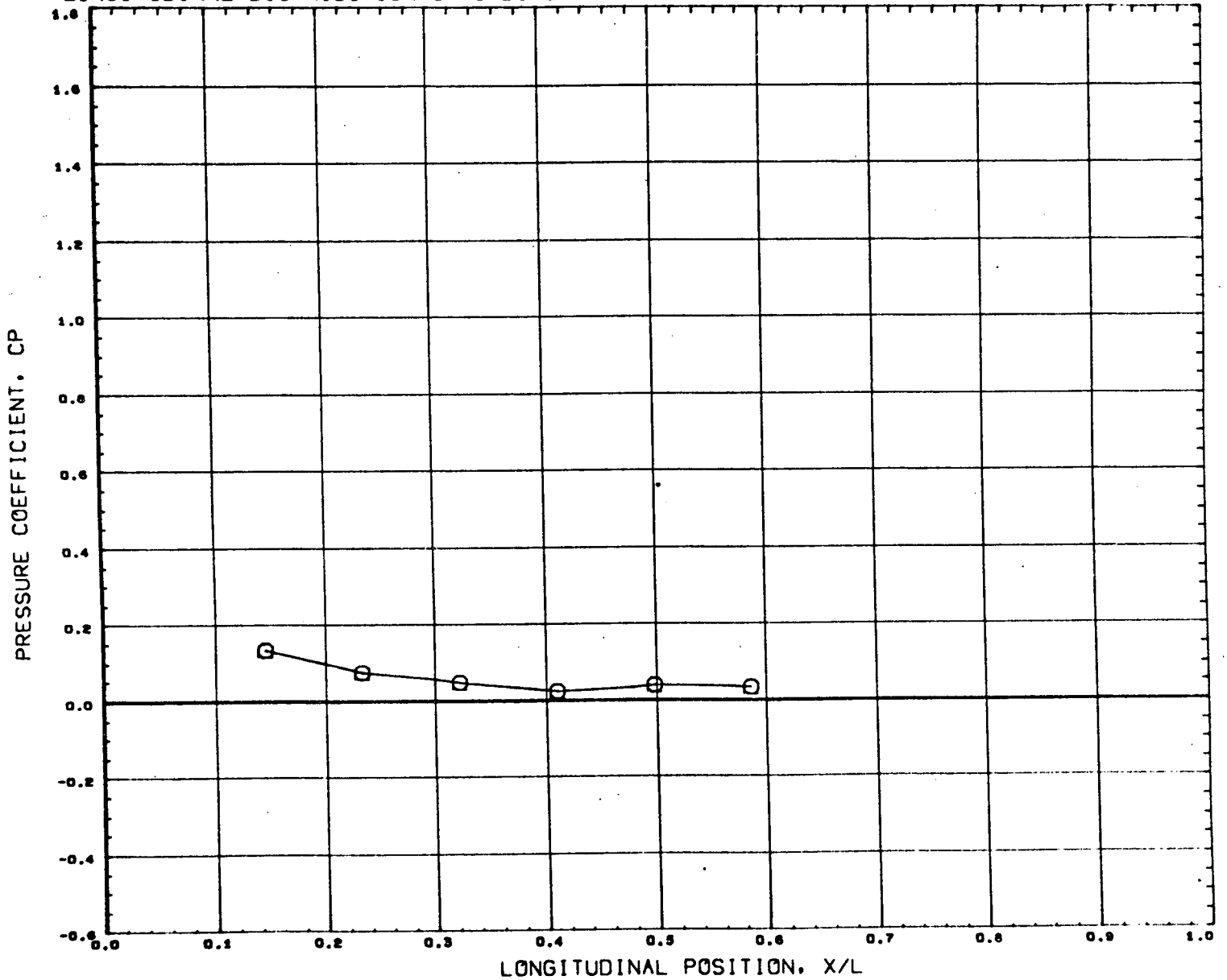
REFERENCE FILE

AEDC VA1163 MDAC ORBITER (BODY)

•FT8213•

PAGE 23

# LONGITUDINAL DISTRIBUTION OF ORBITER FUSELAGE PRESSURES - MACH 2



SYMBOL DELTAX Y/B DELTAZ  
 ○ - 0.390 0.076 0.908

PARAMETRIC VALUES  
 ALPHAB 0.027 MACH 2.000  
 ALPHAI 0.000 ORBPOW 100.000  
 BSTPOW 50.000

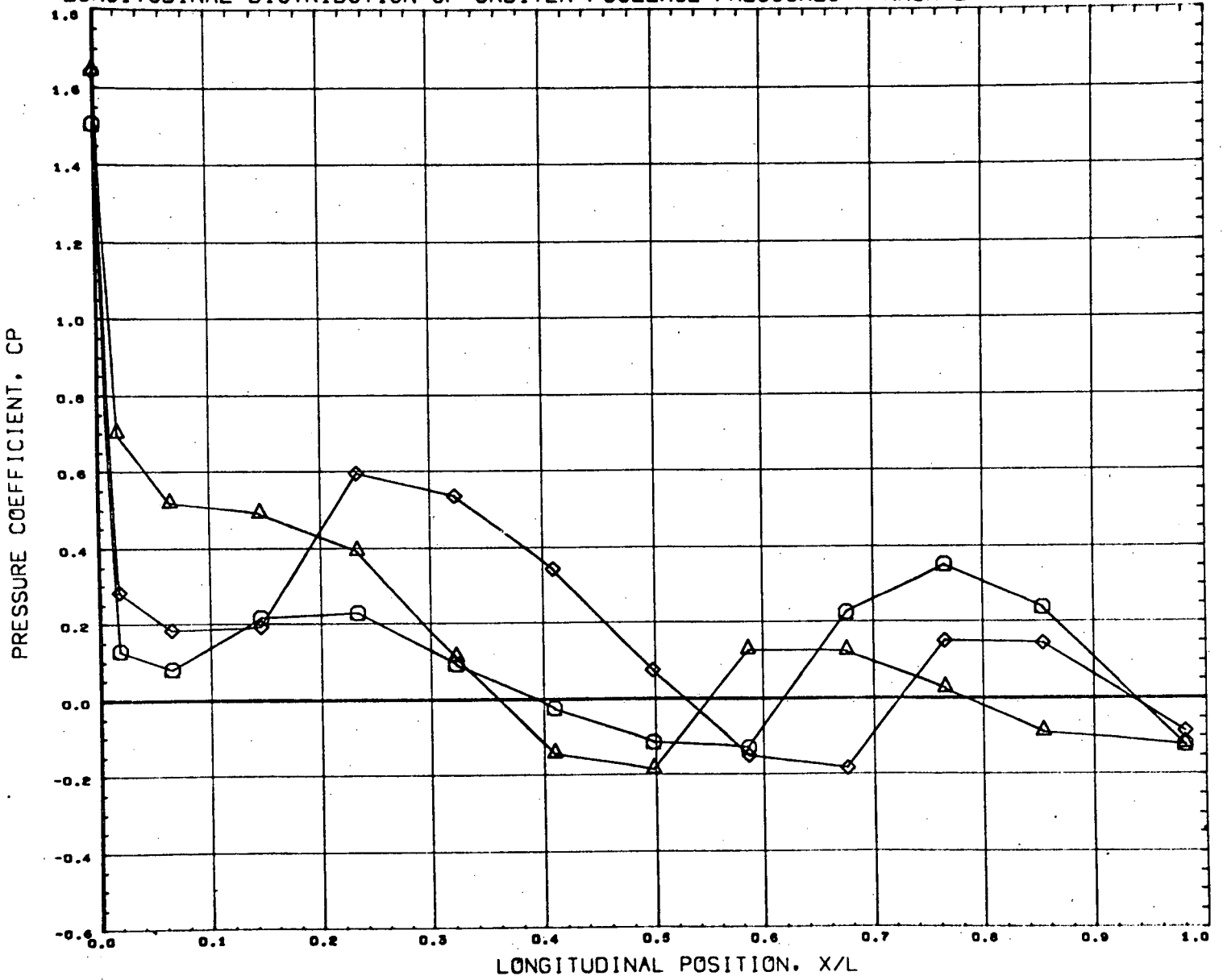
REFERENCE FILE

AEDC VA1163 MDAC ORBITER (BODY)

•FT8213•

PAGE 24

# LONGITUDINAL DISTRIBUTION OF ORBITER FUSELAGE PRESSURES - MACH 2



SYMBOL	DELTA X	Y/B	DELTA Z
○	0.143	0.000	0.120
△	0.103		
◇	0.226		

PARAMETRIC VALUES			
ALPHAB	5.041	MACH	2.000
ALPHA1	0.000	ORBPOW	100.000
BSTPOW	50.000		

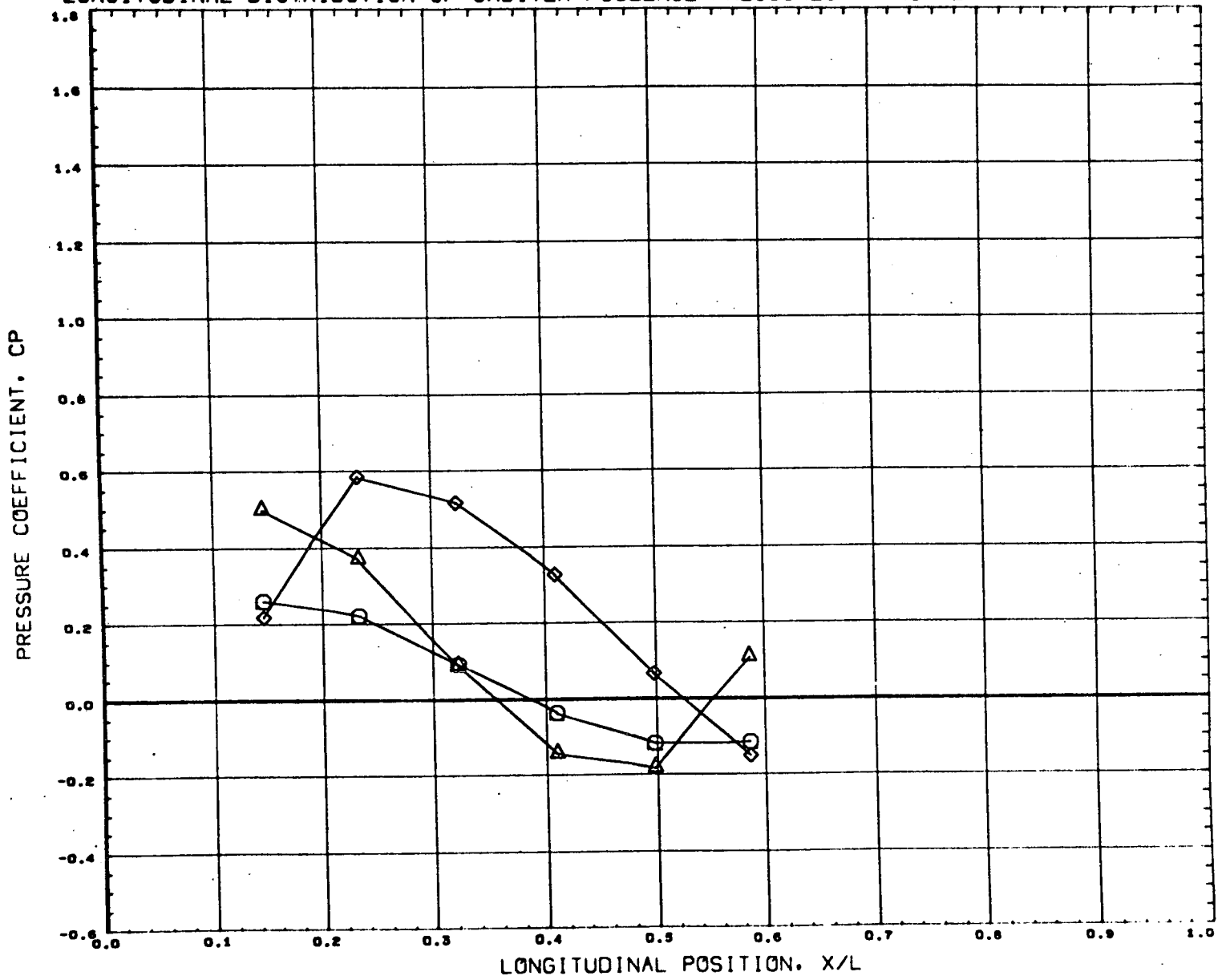
REFERENCE FILE

AEDC VA1163 MDAC ORBITER (BODY)

•FT8214•

PAGE 25

# LONGITUDINAL DISTRIBUTION OF ORBITER FUSELAGE PRESSURES - MACH 2



SYMBOL	DELTA X	Y/B	DELTA Z
○	0.143	0.076	0.120
△	0.103		
◇	0.226		

PARAMETRIC VALUES			
ALPHAB	9.041	MACH	2.000
ALPHA I	0.000	ORBPOW	100.000
BSTPOW	50.000		

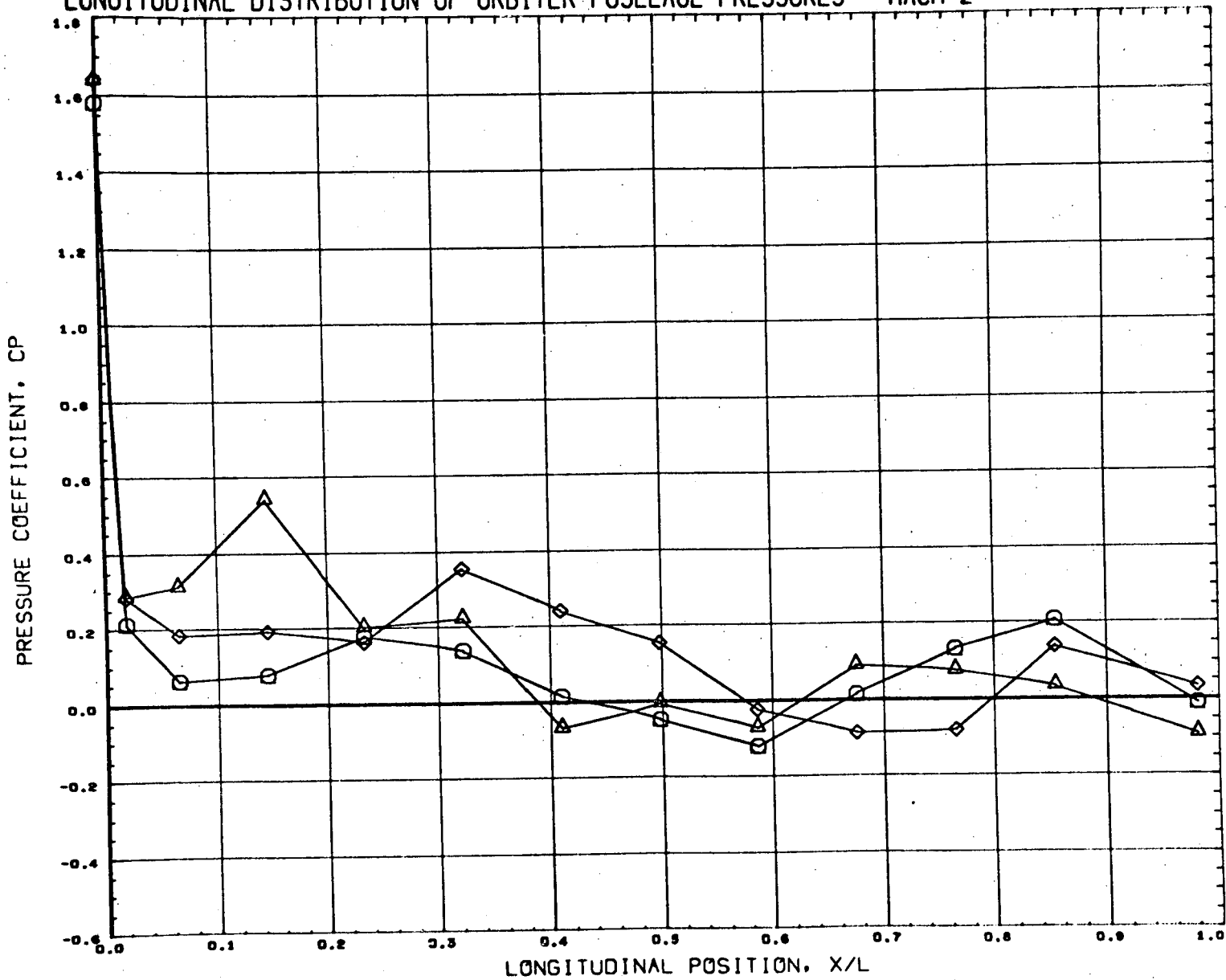
REFERENCE FILE

AEDC VA1163 MDAC ORBITER (BODY)

•FT8214•

PAGE 26

# LONGITUDINAL DISTRIBUTION OF ORBITER FUSELAGE PRESSURES - MACH 2



SYMBOL	DELTA X	Y/B	DELTA Z
○	0.144	0.000	0.151
△	0.103		
◇	0.226		

PARAMETRIC VALUES		
ALPHAB	5.041	MACH 2.000
ALPHA1	0.000	ORBPOW 100.000
BSTPOW	50.000	

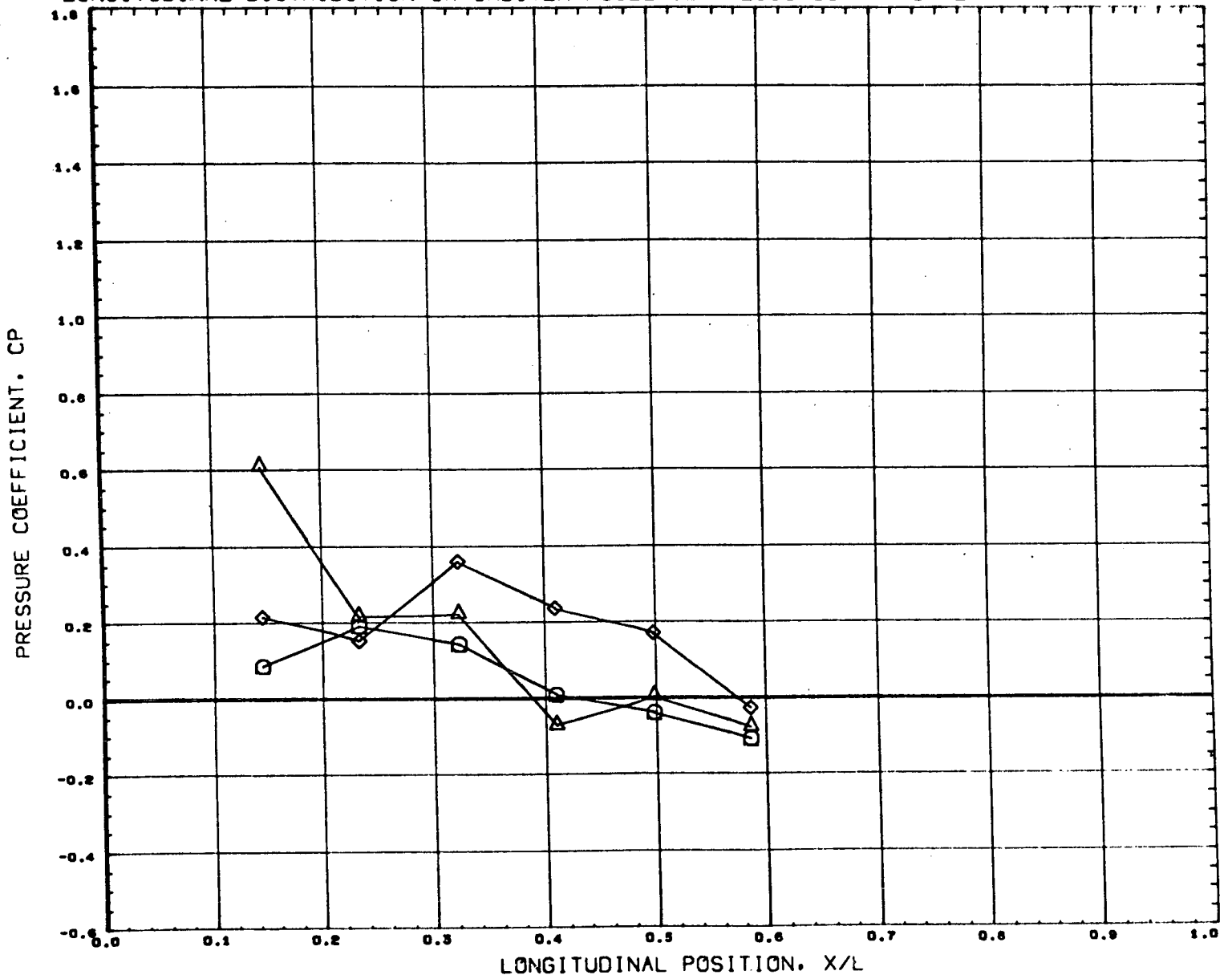
REFERENCE FILE

AEDC VA1163 MDAC ORBITER (BODY)

•FT8214•

PAGE 27

# LONGITUDINAL DISTRIBUTION OF ORBITER FUSELAGE PRESSURES - MACH 2



SYMBOL	DELTA X	Y/B	DELTA Z
○	0.144	0.076	0.151
△	0.103		
◇	0.226		

PARAMETRIC VALUES			
ALPHAB	5.041	MACH	2.000
ALPHA1	0.000	ORBPOW	100.000
BSTPOW	50.000		

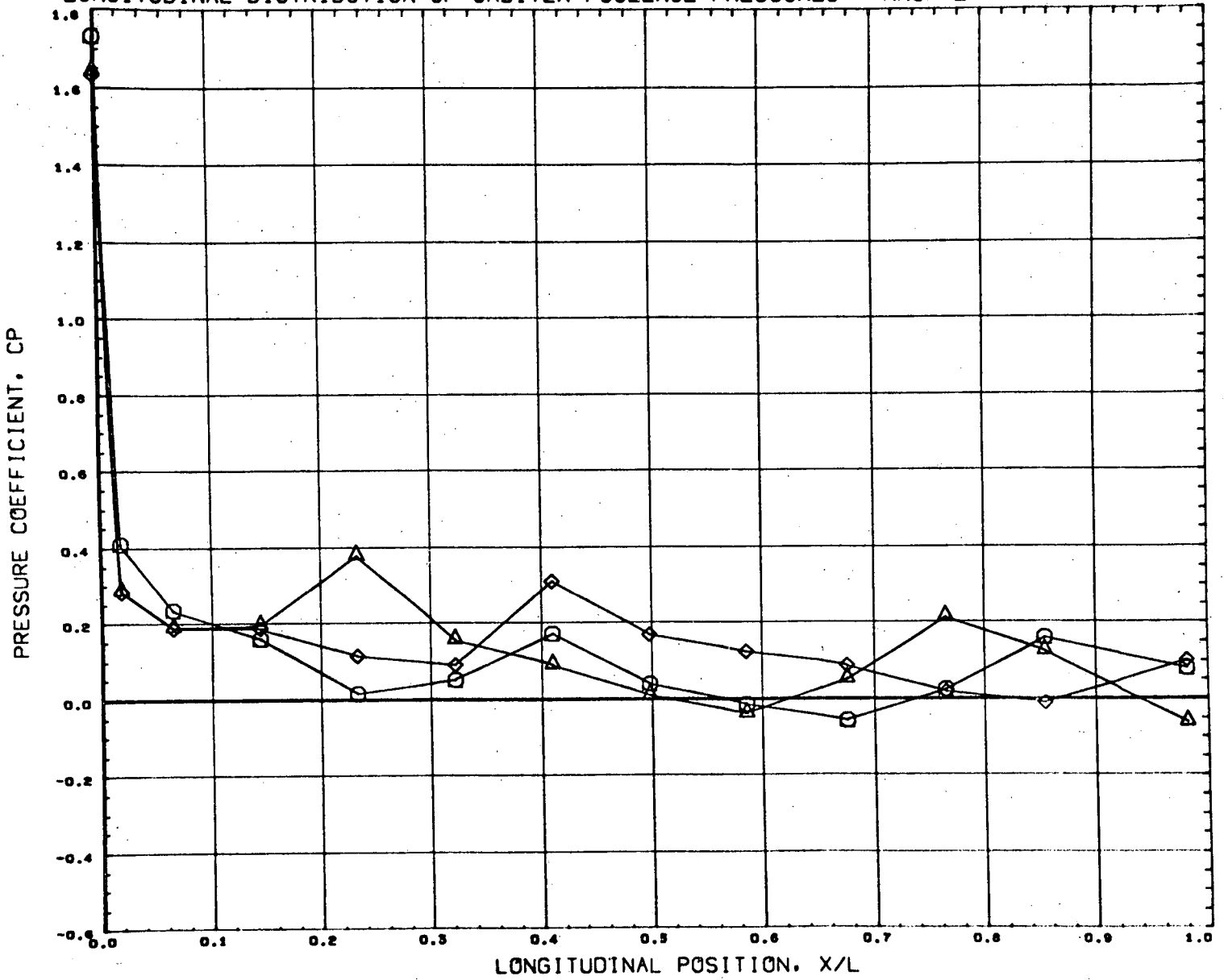
REFERENCE FILE

AEDC VA1163 MDAC ORBITER (BODY)

•FT8214•

PAGE 28

# LONGITUDINAL DISTRIBUTION OF ORBITER FUSELAGE PRESSURES - MACH 2



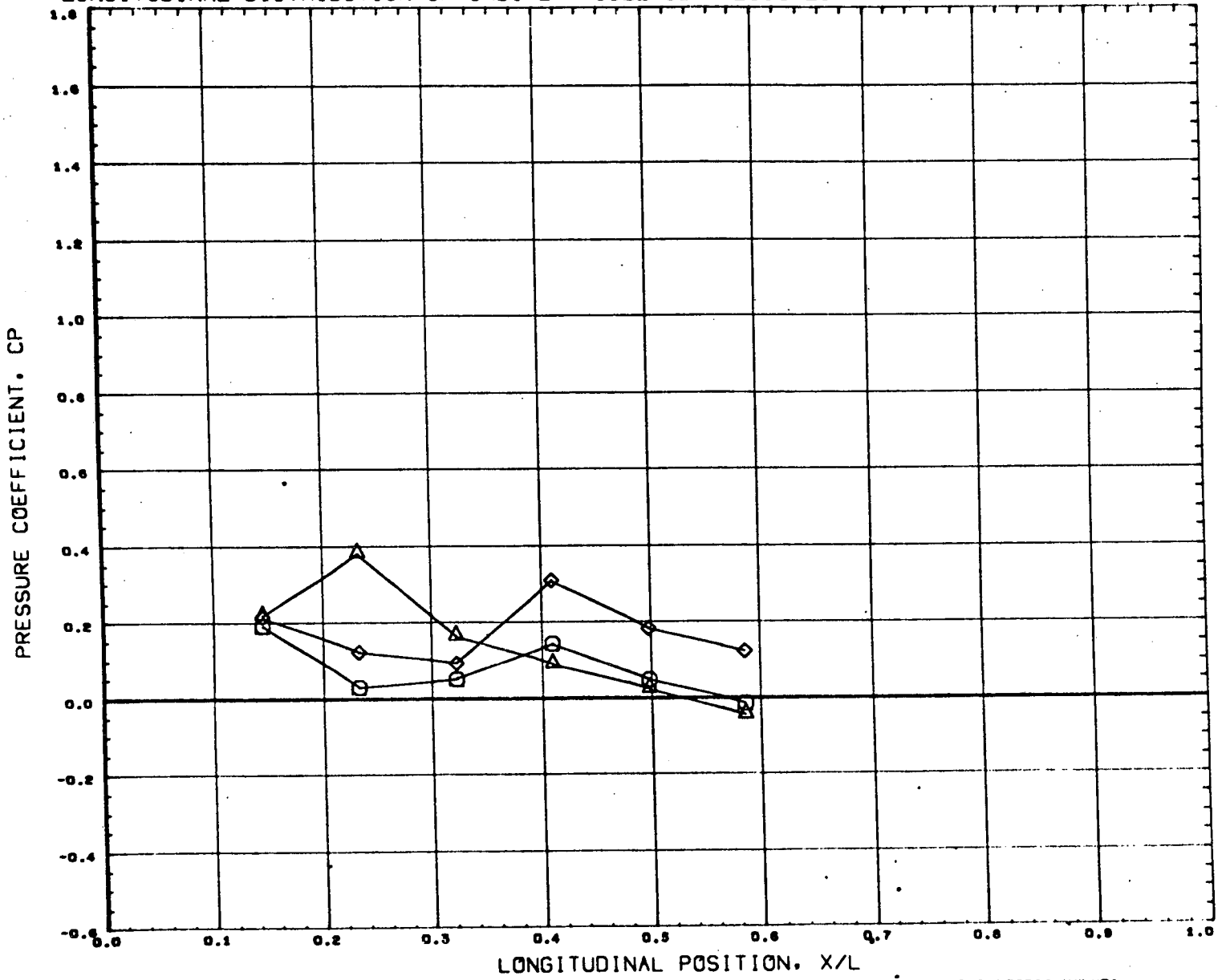
SYMBOL	DELTA X	Y/B	DELTA Z
○	0.143	0.000	0.228
△	0.103		
◇	0.227		

PARAMETRIC VALUES		
ALPHA B	5.041	MACH 2.000
ALPHA I	0.000	ORBPOW 100.000
BSTPOW	50.000	

REFERENCE FILE



# LONGITUDINAL DISTRIBUTION OF ORBITER FUSELAGE PRESSURES - MACH 2



SYMBOL	DELTA X	Y/B	DELTA Z
○	0.143	0.076	0.228
△	0.103		
◇	0.227		

PARAMETRIC VALUES			
ALPHAB	5.041	MACH	2.000
ALPHA1	0.000	ORBPOW	100.000
BSTPOW	50.000		

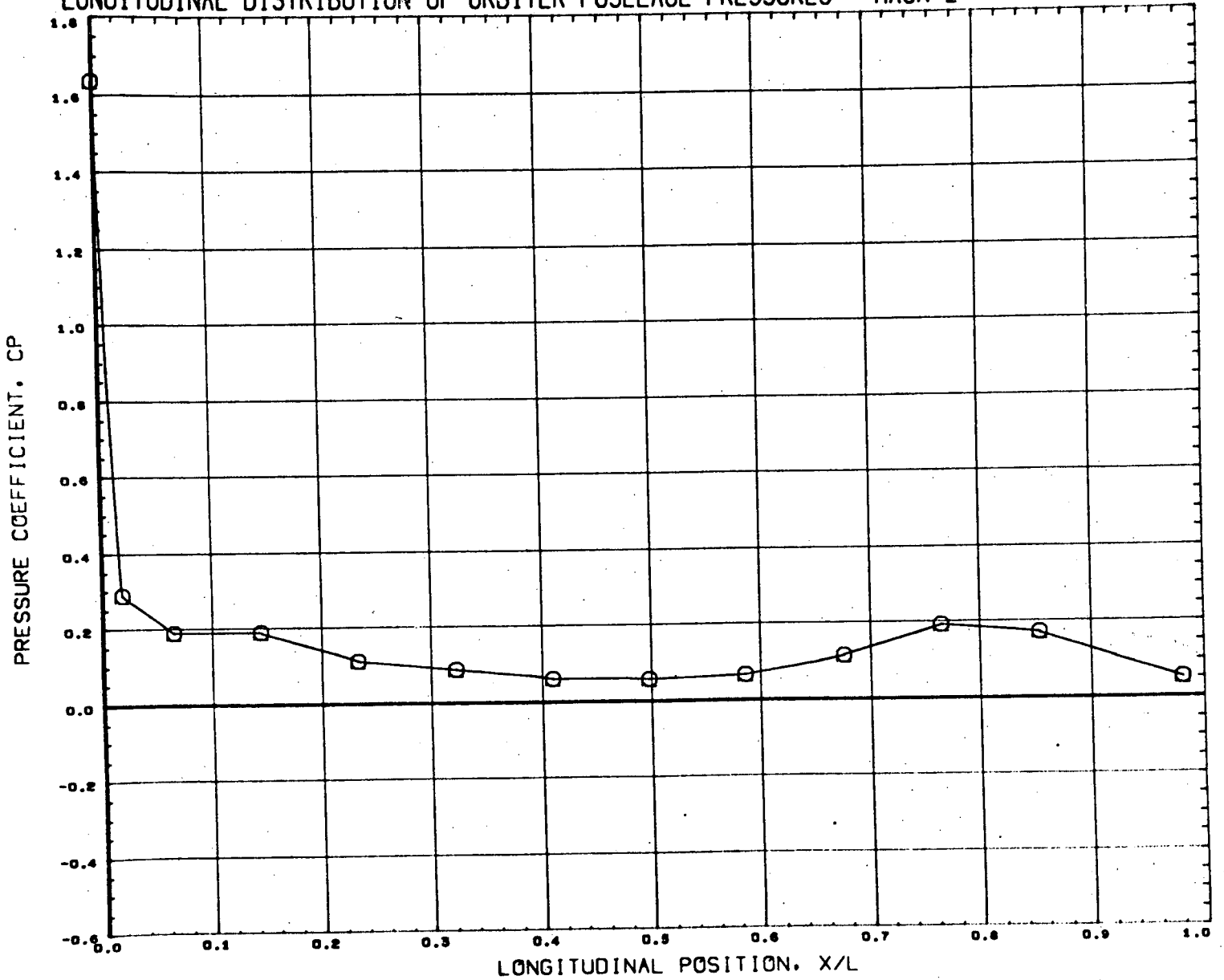
REFERENCE FILE

AEDC VA1163 MDAC ORBITER (BODY)

•FT8214•

PAGE 30

# LONGITUDINAL DISTRIBUTION OF ORBITER FUSELAGE PRESSURES - MACH 2



SYMBOL DELTAX Y/B DELTAZ  
 ○ - 0.390 0.000 0.908

PARAMETRIC VALUES  
 ALPHAB 5.041 MACH 2.000  
 ALPHA1 0.000 ORBPOW 100.000  
 BSTPOW 50.000

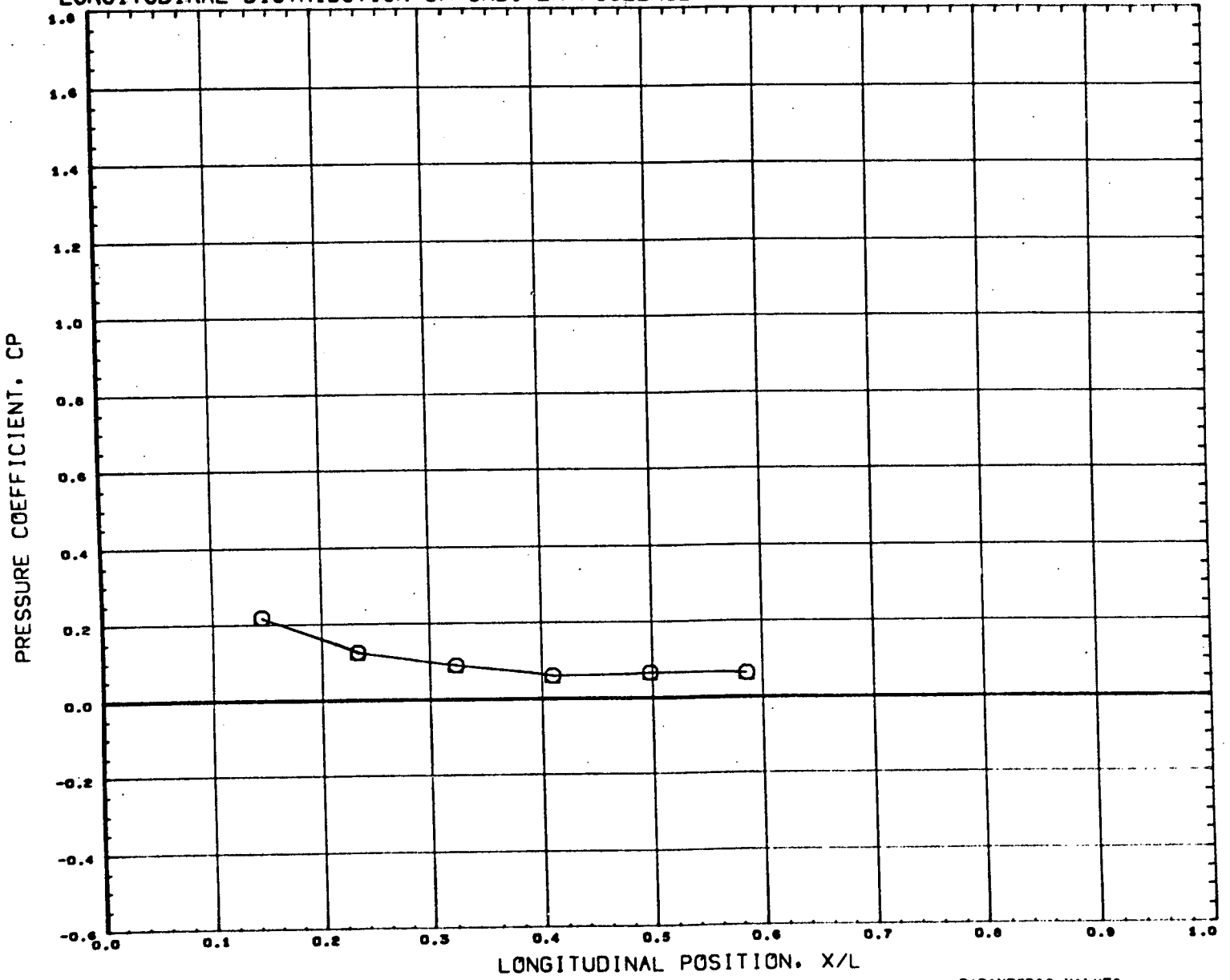
REFERENCE FILE

AEDC VA1163 MDAC ORBITER (BODY)

•FT8214•

PAGE 31

# LONGITUDINAL DISTRIBUTION OF ORBITER FUSELAGE PRESSURES - MACH 2



SYMBOL DELTAX Y/B DELTAZ  
 ○ - 0.390 0.076 0.908

PARAMETRIC VALUES  
 ALPHAB 5.041 MACH 2.000  
 ALPHAI 0.000 ORBPOW 100.000  
 BSTPOW 50.000

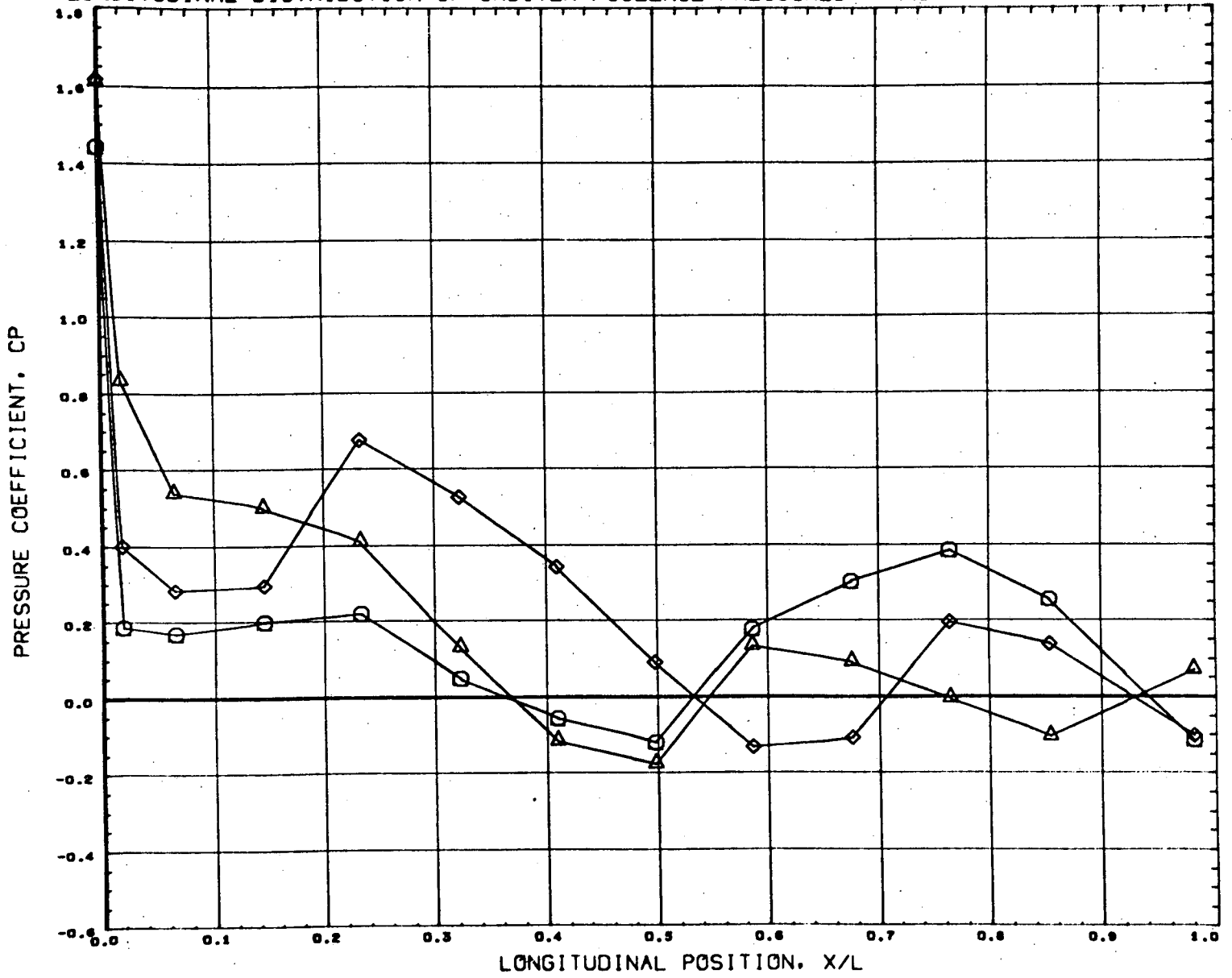
REFERENCE FILE

AEDC VA1163 MDAC ORBITER (BODY)

•FT8214•

PAGE 32

# LONGITUDINAL DISTRIBUTION OF ORBITER FUSELAGE PRESSURES - MACH 2



SYMBOL	DELTA X	Y/B	DELTA Z
○	0.143	0.000	0.120
△	0.103		
◇	0.226		

PARAMETRIC VALUES			
ALPHAB	10.030	MACH	2.000
ALPHA1	0.000	ORBPOW	100.000
BSTPOW	50.000		

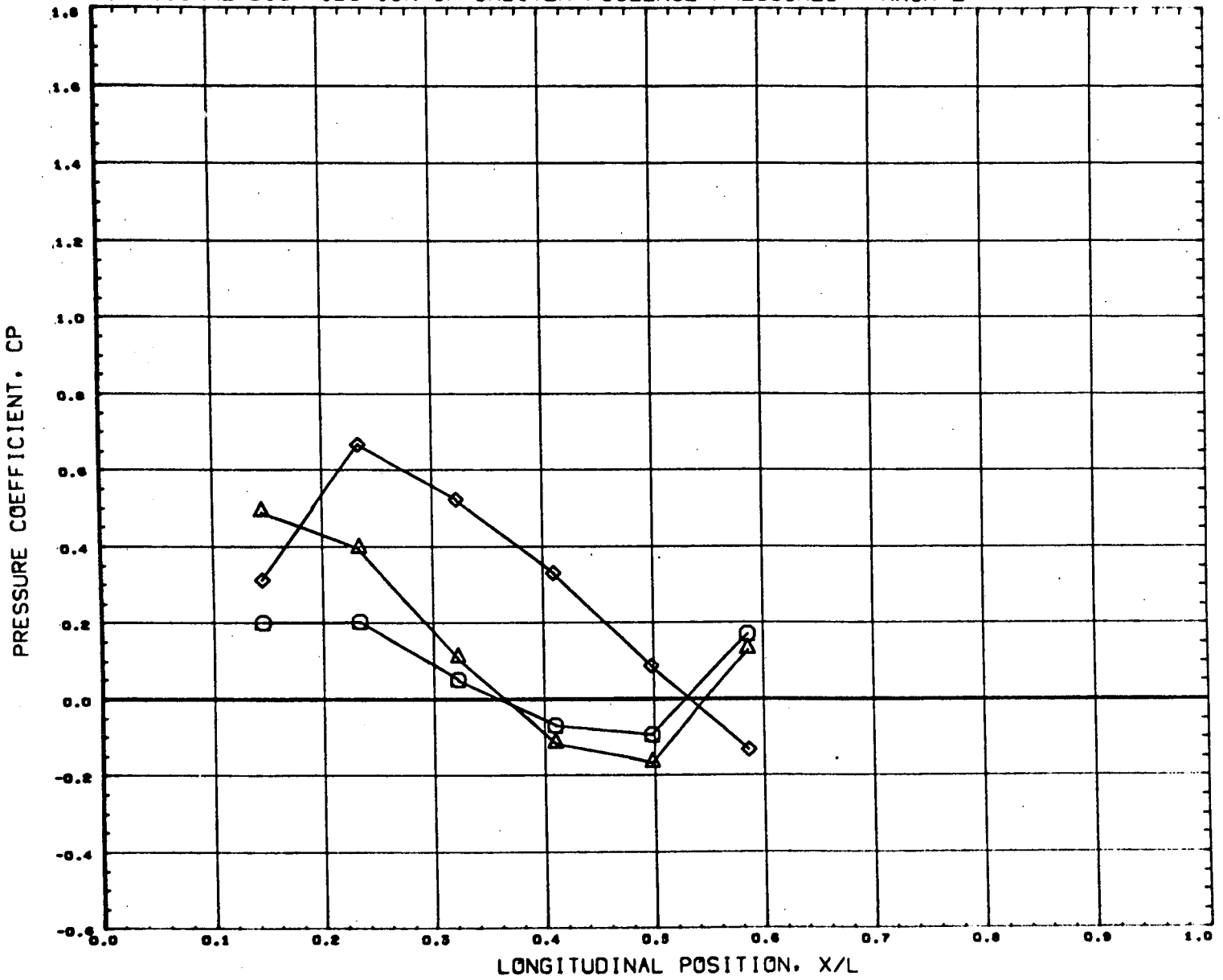
REFERENCE FILE

AEDC VA1163 MDAC ORBITER (BODY)

•FT8215•

PAGE 33

# LONGITUDINAL DISTRIBUTION OF ORBITER FUSELAGE PRESSURES - MACH 2



SYMBOL	DELTA X	Y/S	DELTA Z
○	0.143	0.076	0.120
△	0.103		
◇	0.226		

PARAMETRIC VALUES			
ALPHAB	10.030	MACH	2.000
ALPHAI	0.000	ORBPOW	100.000
BSTPOW	50.000		

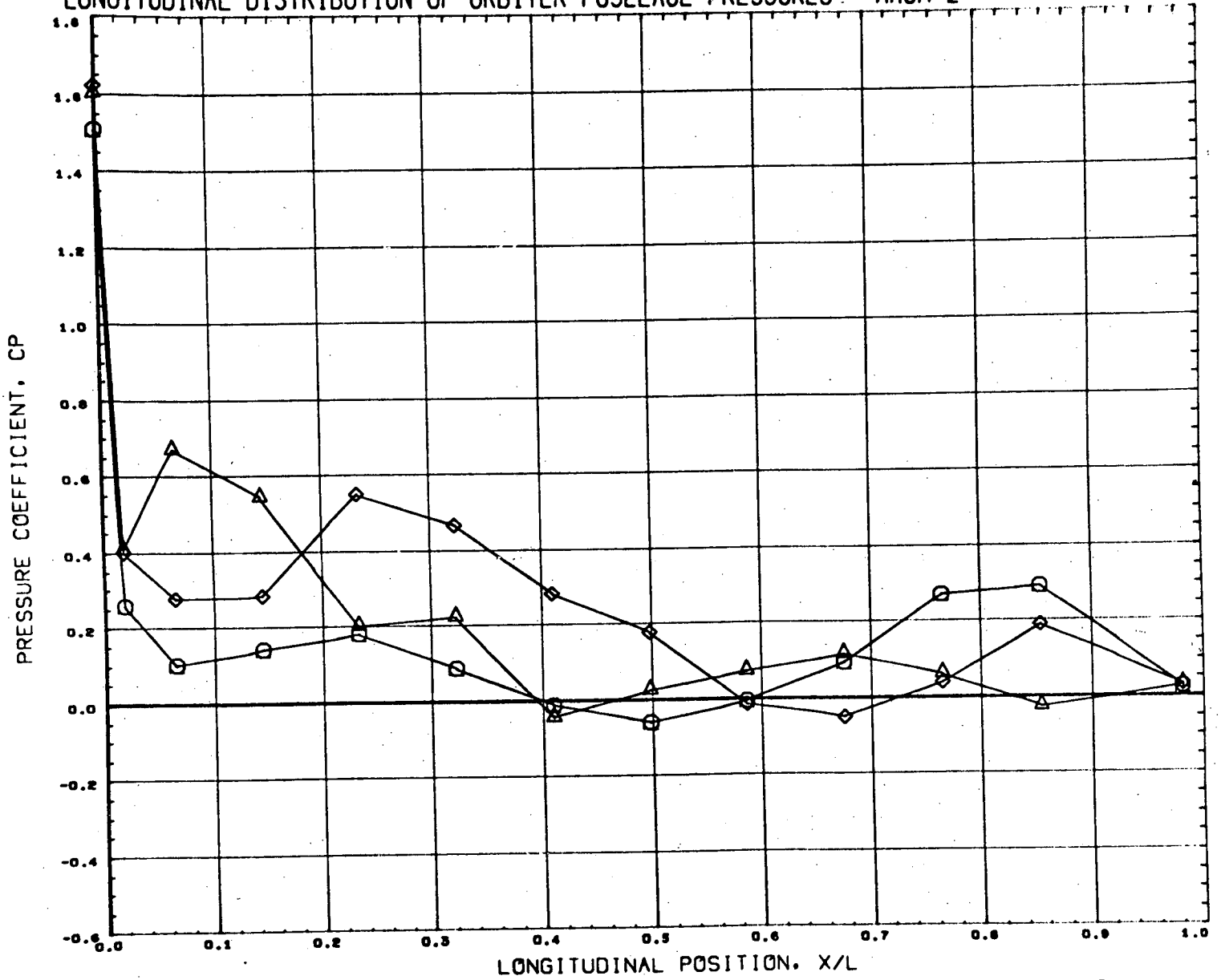
REFERENCE FILE

AEDC VA1163 MDAC ORBITER (BODY)

•FT8215•

PAGE 34

# LONGITUDINAL DISTRIBUTION OF ORBITER FUSELAGE PRESSURES - MACH 2



SYMBOL	DELTA X	Y/B	DELTA Z
○	0.145	0.000	0.151
△	0.103		
◇	0.226		

PARAMETRIC VALUES			
ALPHAB	10.030	MACH	2.000
ALPHAI	0.000	ORBPOW	100.000
BSTPOW	50.000		

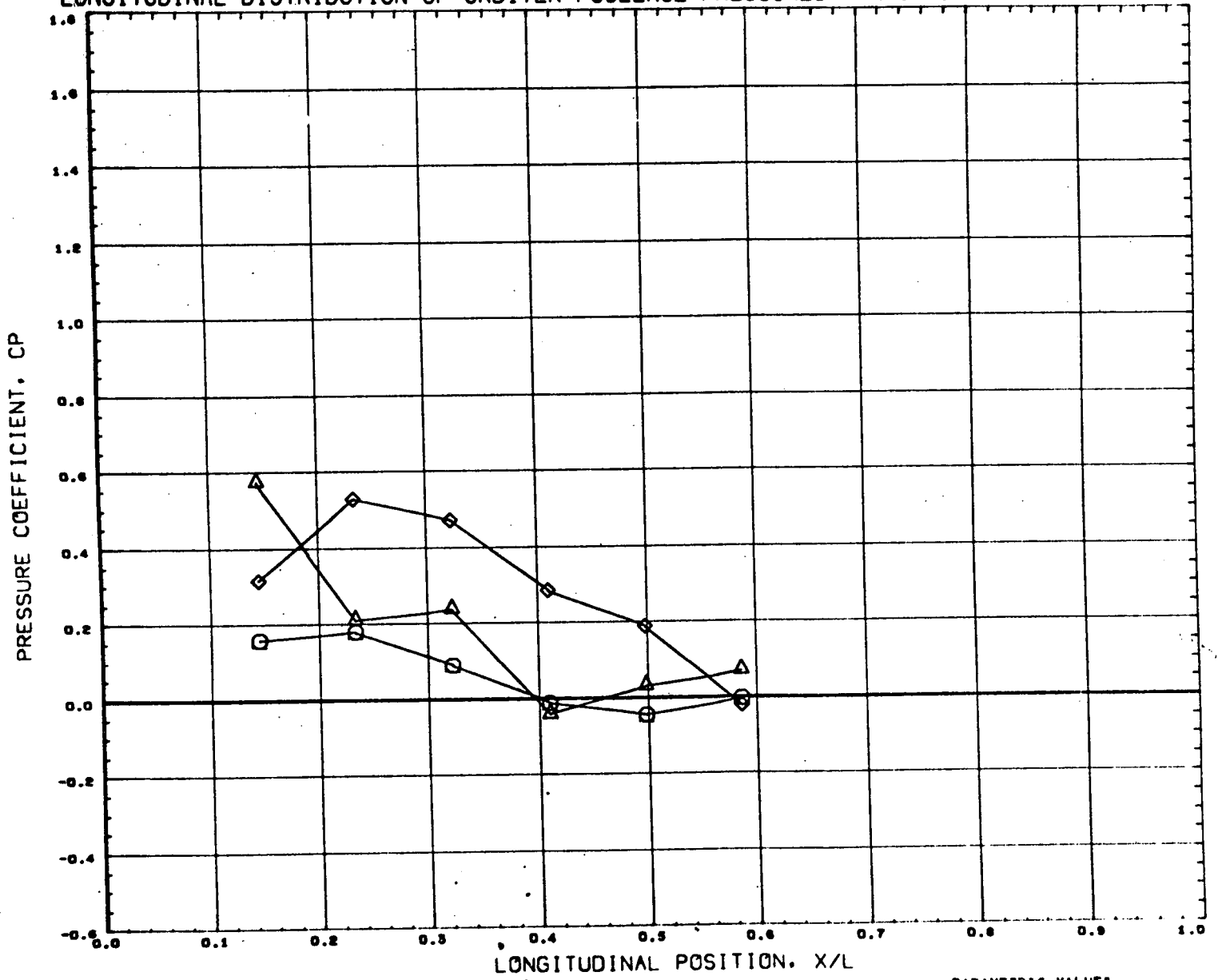
REFERENCE FILE

AEDC VA1163 MDAC ORBITER (BODY)

•FT8215•

PAGE 35

# LONGITUDINAL DISTRIBUTION OF ORBITER FUSELAGE PRESSURES - MACH 2



SYMBOL	DELTA X	Y/B	DELTA Z
○	0.145	0.076	0.151
△	0.103		
◇	0.226		

PARAMETRIC VALUES		
ALPHA B	10.030	MACH 2.000
ALPHA I	0.000	ORSPOW 100.000
BSTPOW	50.000	

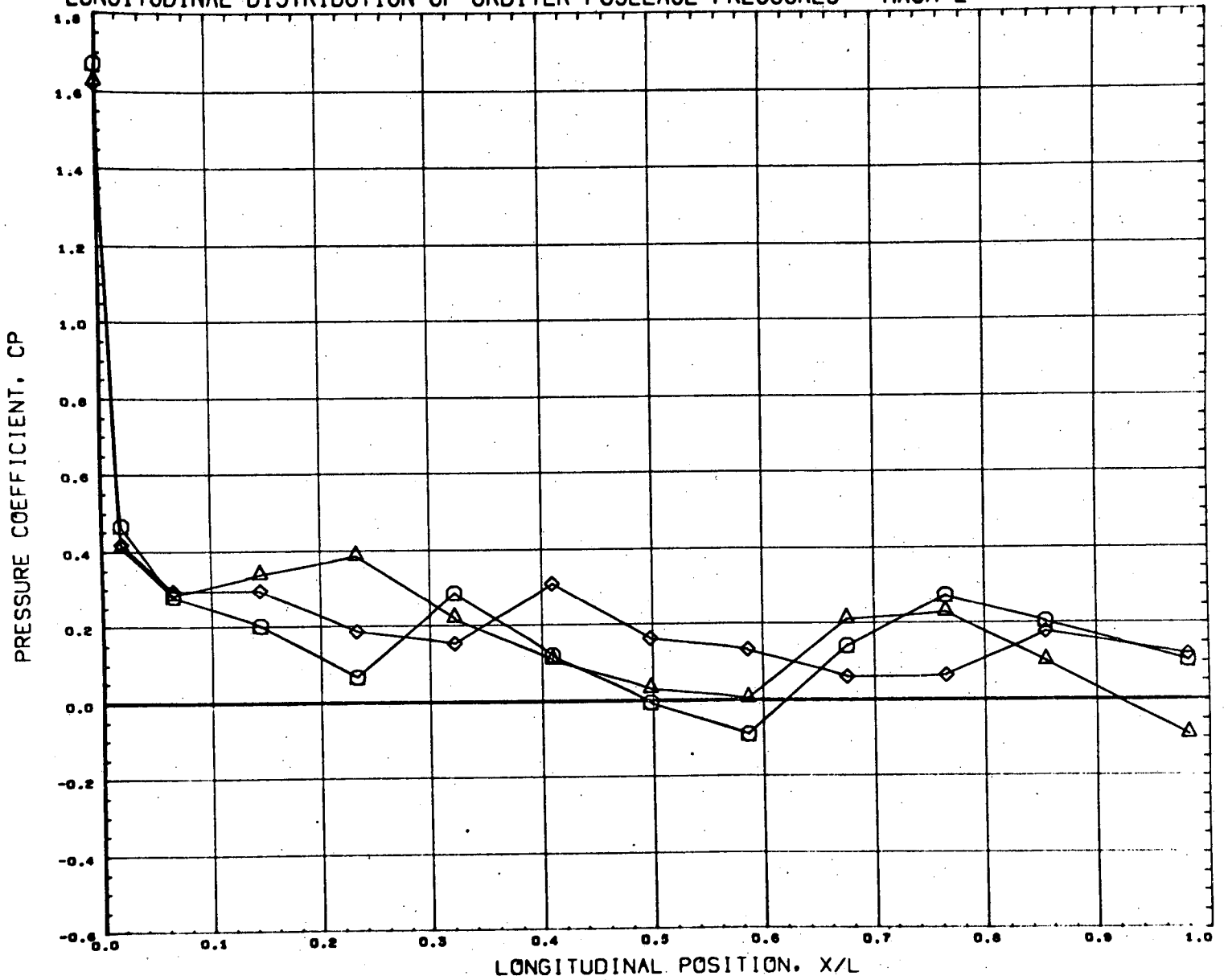
REFERENCE FILE

AEDC VA1163 MDAC ORBITER (BODY)

•FT8215•

PAGE 36

# LONGITUDINAL DISTRIBUTION OF ORBITER FUSELAGE PRESSURES - MACH 2



SYMBOL	DELTA X	Y/B	DELTA Z
○	0.143	0.000	0.228
△	0.103		
◇	0.227		

PARAMETRIC VALUES			
ALPHAB	10.030	MACH	2.000
ALPHAI	0.000	ORBPOW	100.000
BSTPOW	50.000		

REFERENCE FILE

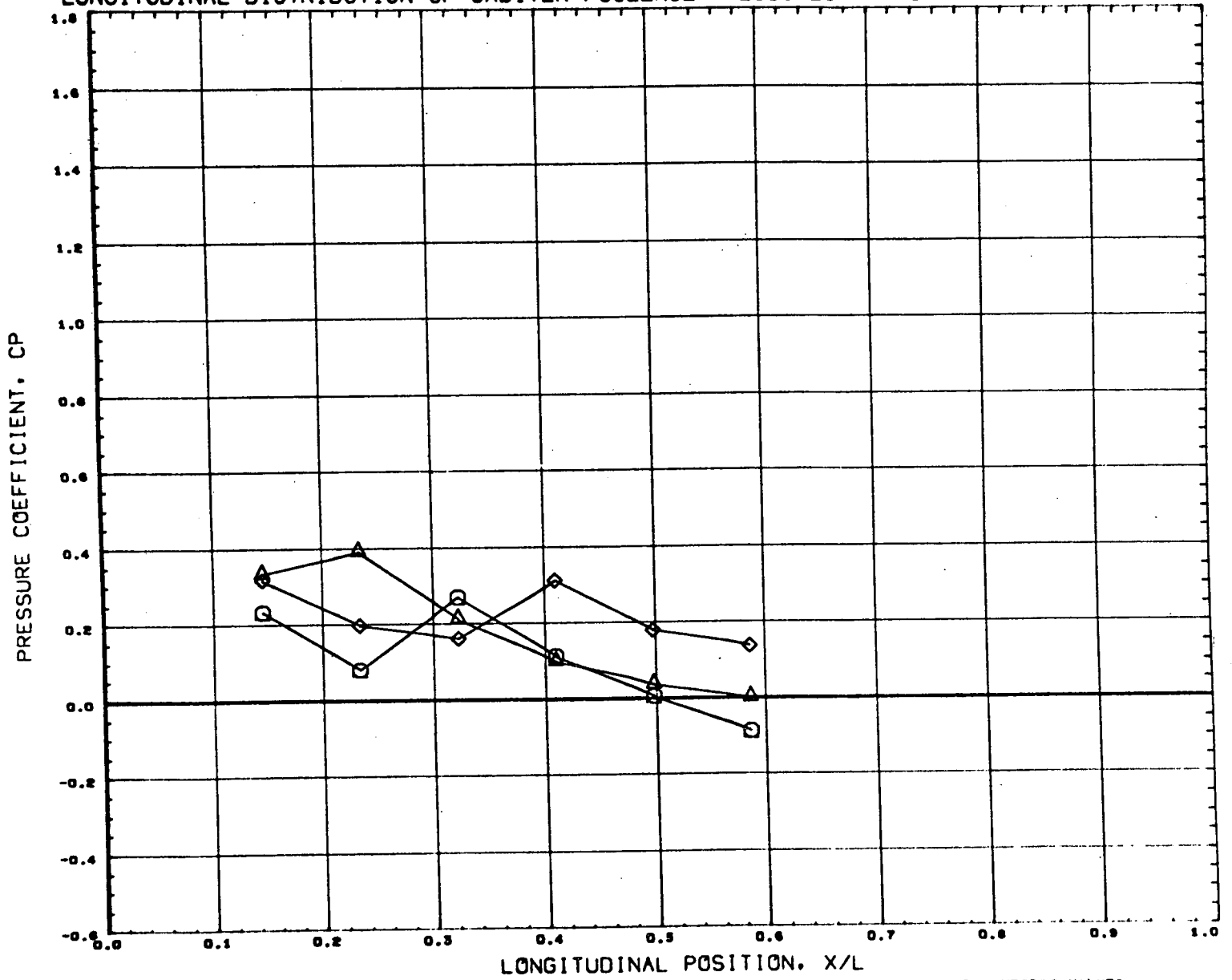
AEDC VA1163 MDAC ORBITER (BODY)

•FT8215•

PAGE 37



# LONGITUDINAL DISTRIBUTION OF ORBITER FUSELAGE PRESSURES - MACH 2



SYMBOL	DELTA X	Y/B	DELTA Z
○	0.143	0.076	0.228
△	0.103		
◇	0.227		

PARAMETRIC VALUES			
ALPHAB	10.030	MACH	2.000
ALPHA I	0.000	ORBPOW	100.000
BSTPOW	50.000		

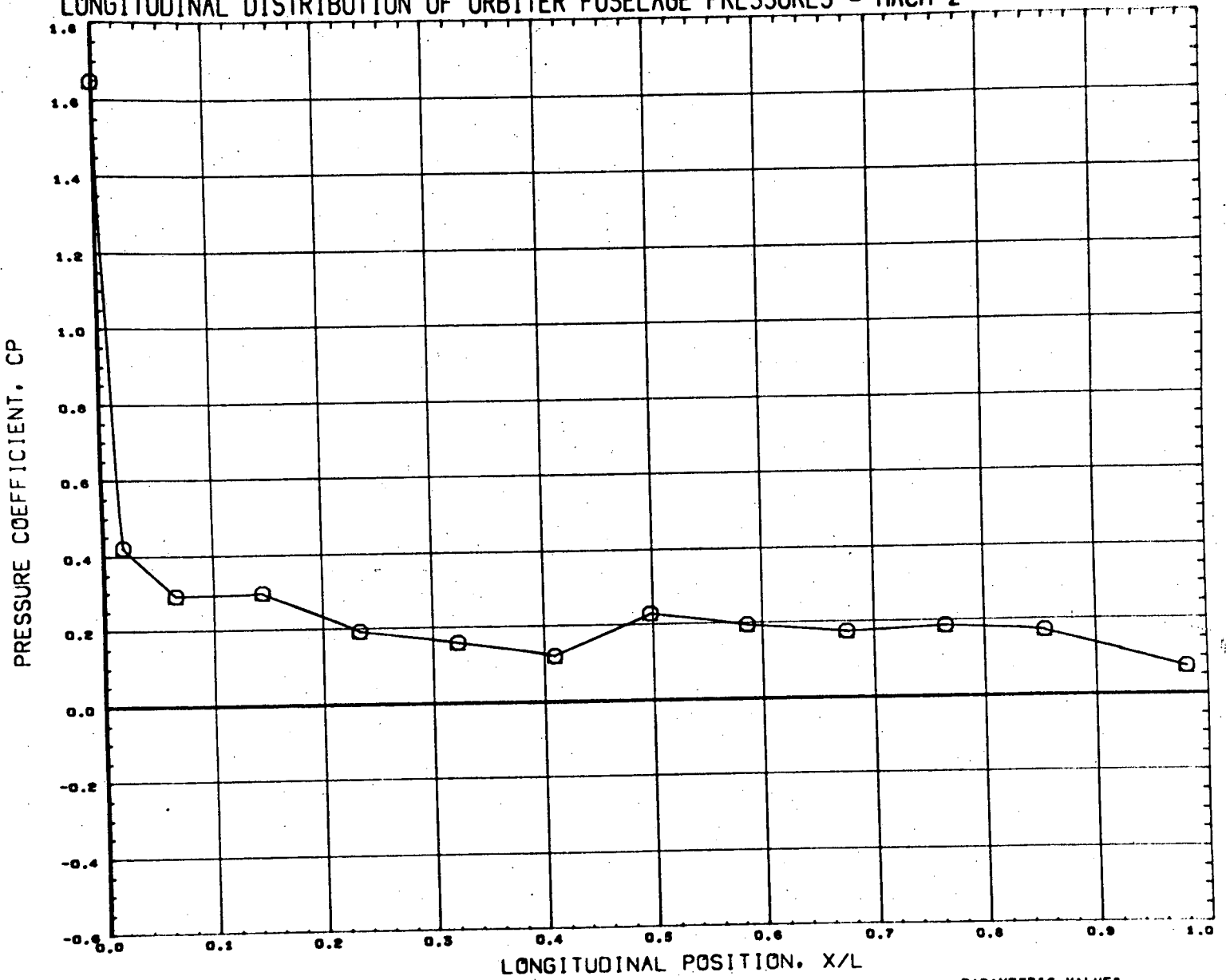
REFERENCE FILE

AEDC VA1163 MDAC ORBITER (BODY)

•FT8215•

PAGE 38

# LONGITUDINAL DISTRIBUTION OF ORBITER FUSELAGE PRESSURES - MACH 2



SYMBOL DELTAX Y/B DELTAZ  
 ○ - 0.390 0.000 0.908

PARAMETRIC VALUES  
 ALPHAB 10.030 MACH 2.000  
 ALPHA1 0.000 ORBPOW 100.000  
 SSTPOW 50.000

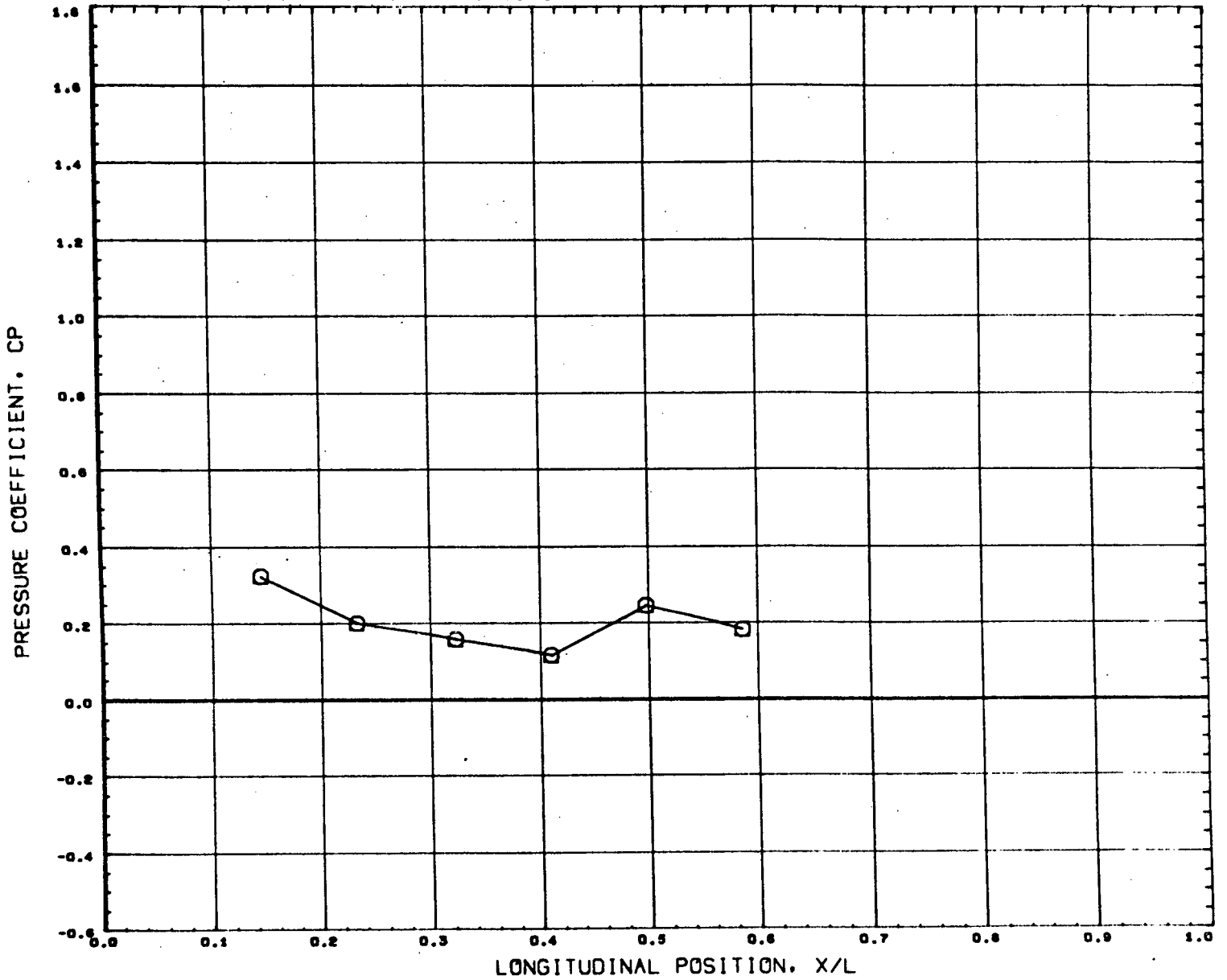
REFERENCE FILE

AEDC VA1163 MDAC ORBITER (BODY)

•FT8215•

PAGE 39

# LONGITUDINAL DISTRIBUTION OF ORBITER FUSELAGE PRESSURES - MACH 2



SYMBOL    DELTAX    Y/B    DELTAZ  
 ○       - 0.390    0.076    0.908

PARAMETRIC VALUES  
 ALPHAB    10.030    MACH       2.000  
 ALPHA1    0.000    ORBPOW    100.000  
 BSTPOW    30.000

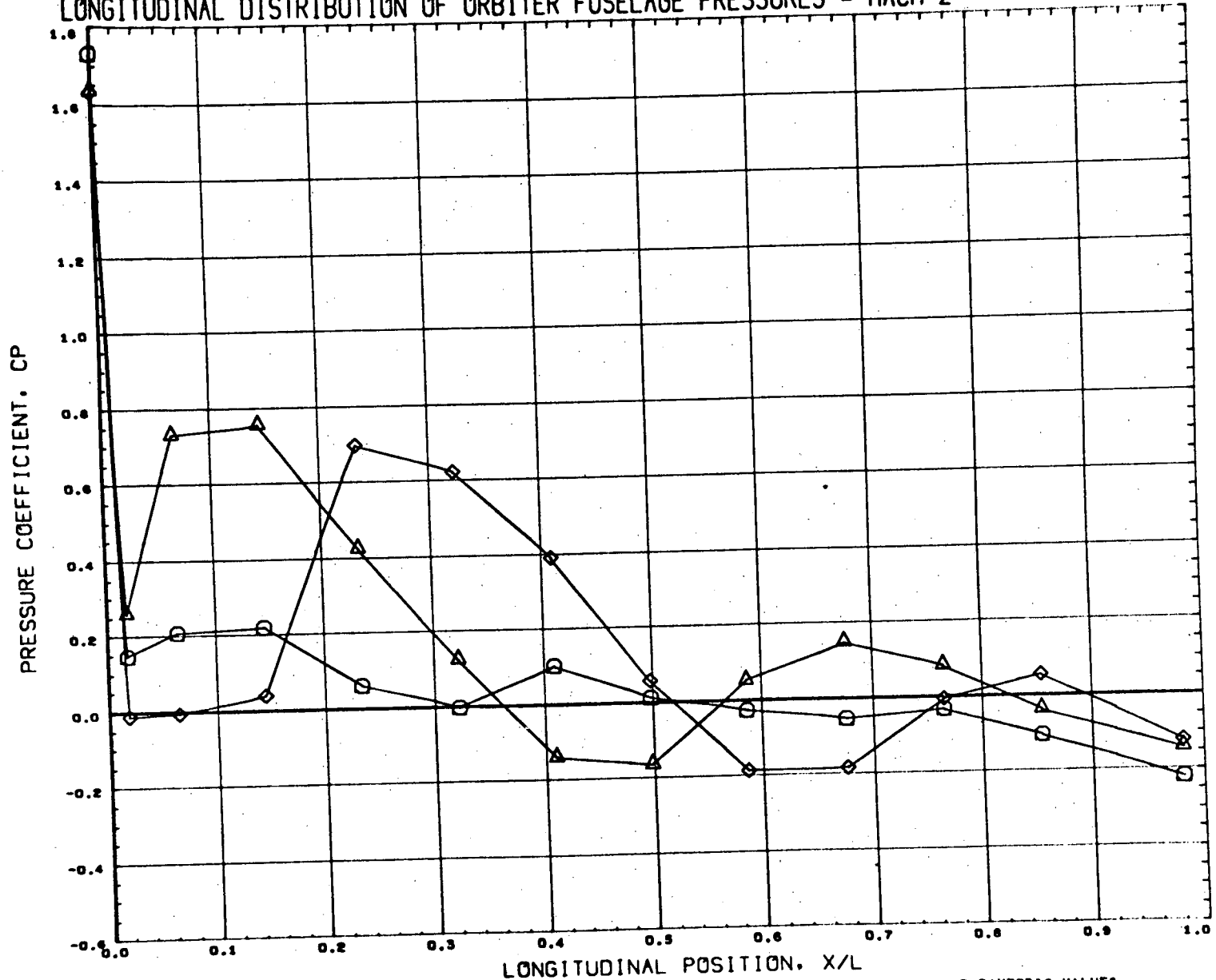
REFERENCE FILE

AEDC VA1163 MDAC ORBITER (BODY)

•FT8215•

PAGE 40

# LONGITUDINAL DISTRIBUTION OF ORBITER FUSELAGE PRESSURES - MACH 2



SYMBOL	DELTA X	Y/B	DELTA Z
○	0.143	0.000	0.120
△	0.103		
◇	0.226		

PARAMETRIC VALUES			
ALPHAB	- 9.981	MACH	2.000
ALPHA1	0.000	ORBPOW	0.000
BSTPOW	0.000		

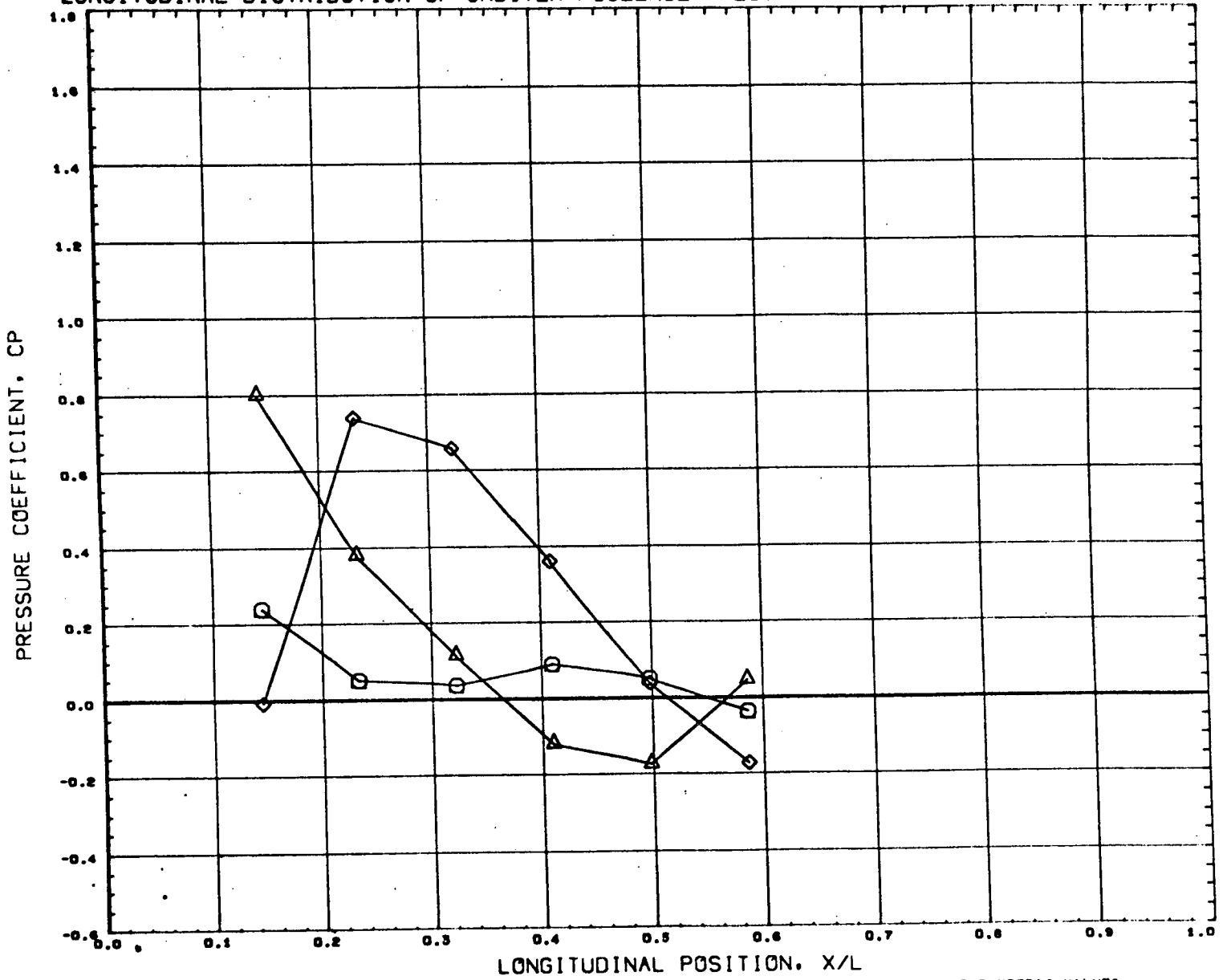
REFERENCE FILE

AEDC VA1163 MDAC ORBITER (BODY)

•FT8221•

PAGE 41

# LONGITUDINAL DISTRIBUTION OF ORBITER FUSELAGE PRESSURES - MACH 2



SYMBOL	DELTA X	Y/B	DELTA Z
○	0.143	0.076	0.120
△	0.103		
◇	0.226		

PARAMETRIC VALUES			
ALPHAB	9.981	MACH	2.000
ALPHAI	0.000	ORBPOW	0.000
BSTPOW	0.000		

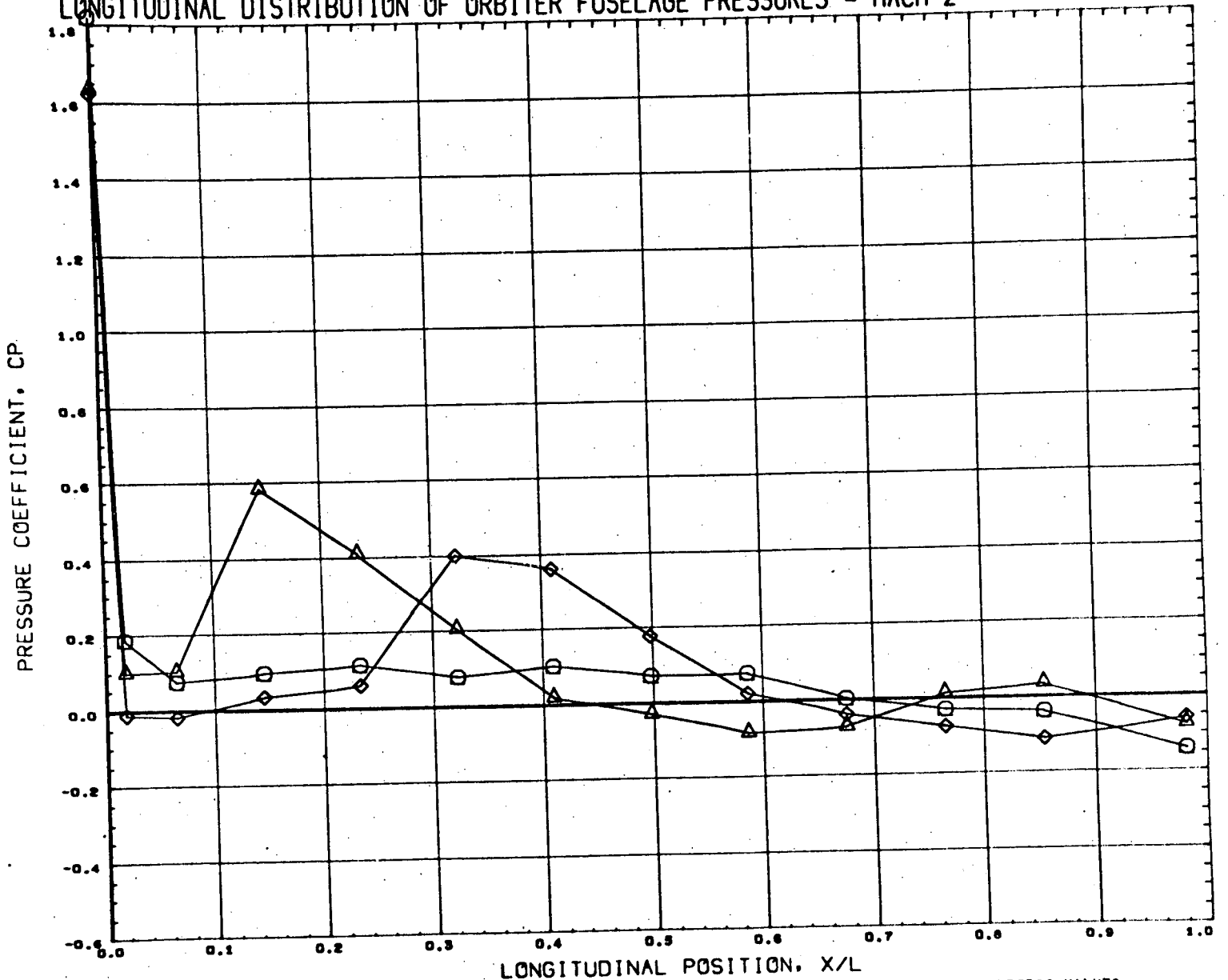
REFERENCE FILE

AEDC VA1163 MDAC ORBITER (BODY)

•FT8221•

PAGE 42

# LONGITUDINAL DISTRIBUTION OF ORBITER FUSELAGE PRESSURES - MACH 2



SYMBOL	DELTA X	Y/B	DELTA Z
○	0.143	0.000	0.151
△	0.103		
◇	0.226		

PARAMETRIC VALUES			
ALPHA B	9.981	MACH	2.000
ALPHA I	0.000	ORBPOW	0.000
BSTPOW	0.000		

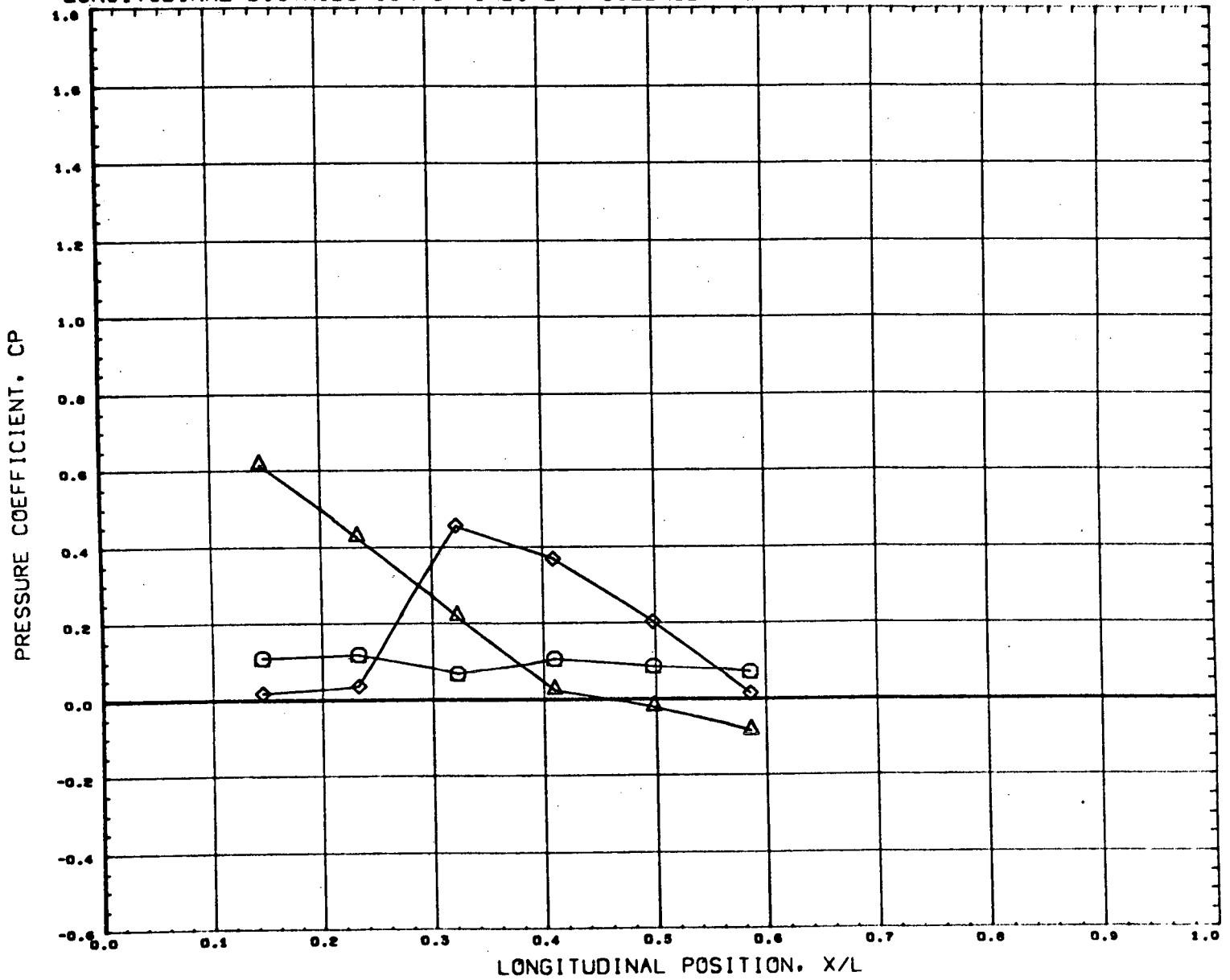
REFERENCE FILE

AEDC VA1163 MDAC ORBITER (BODY)

•FT8221•

PAGE 43

# LONGITUDINAL DISTRIBUTION OF ORBITER FUSELAGE PRESSURES - MACH 2



SYMBOL	DELTA X	Y/B	DELTA Z
○	0.143	0.076	0.131
△	0.103		
◇	0.226		

PARAMETRIC VALUES			
ALPHAB	9.981	MACH	2.000
ALPHAI	0.000	ORBPOW	0.000
BSTPOW	0.000		

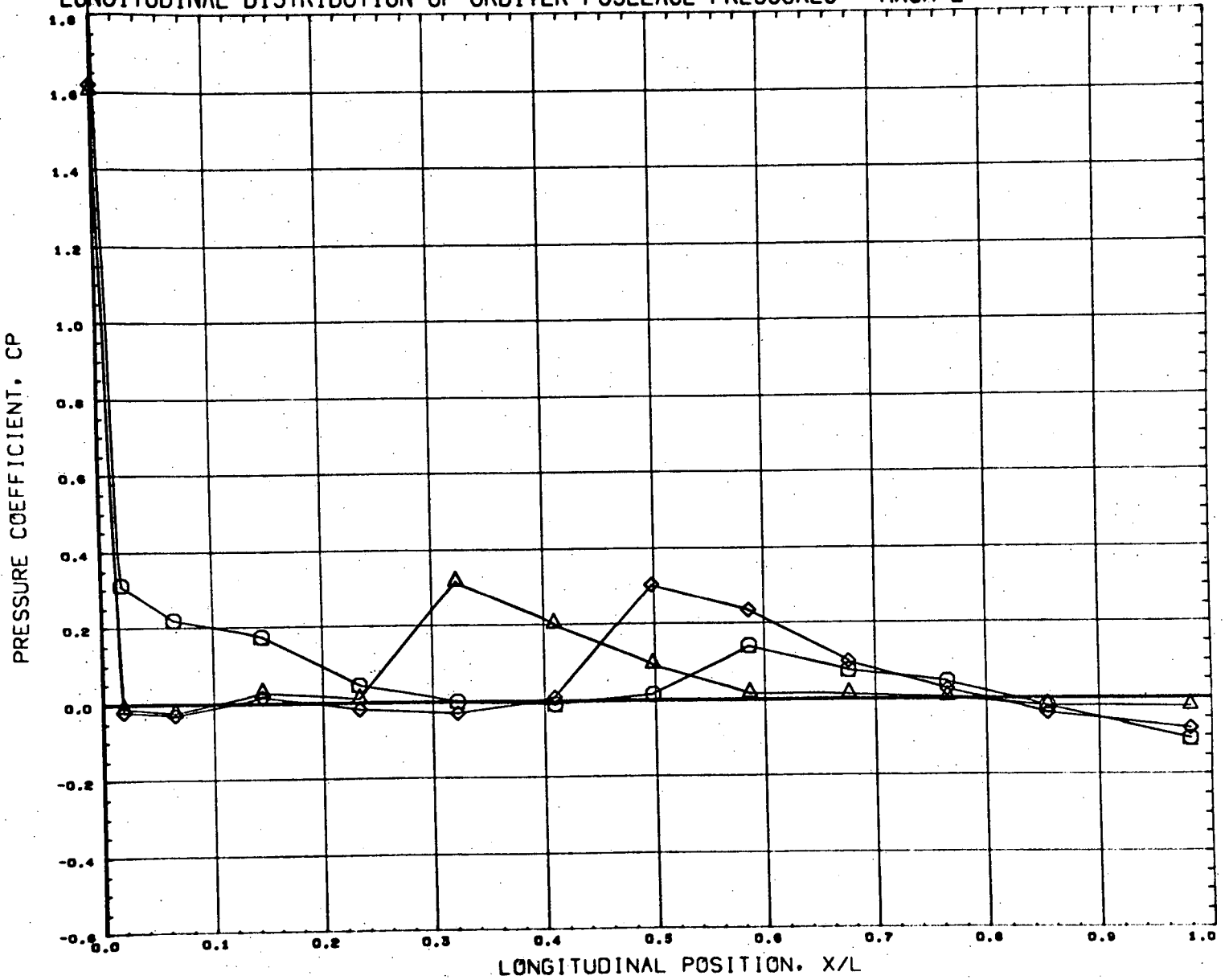
REFERENCE FILE

AEOC VA1163 MDAC ORBITER (BODY)

•FT8221•

PAGE 44

# LONGITUDINAL DISTRIBUTION OF ORBITER FUSELAGE PRESSURES - MACH 2



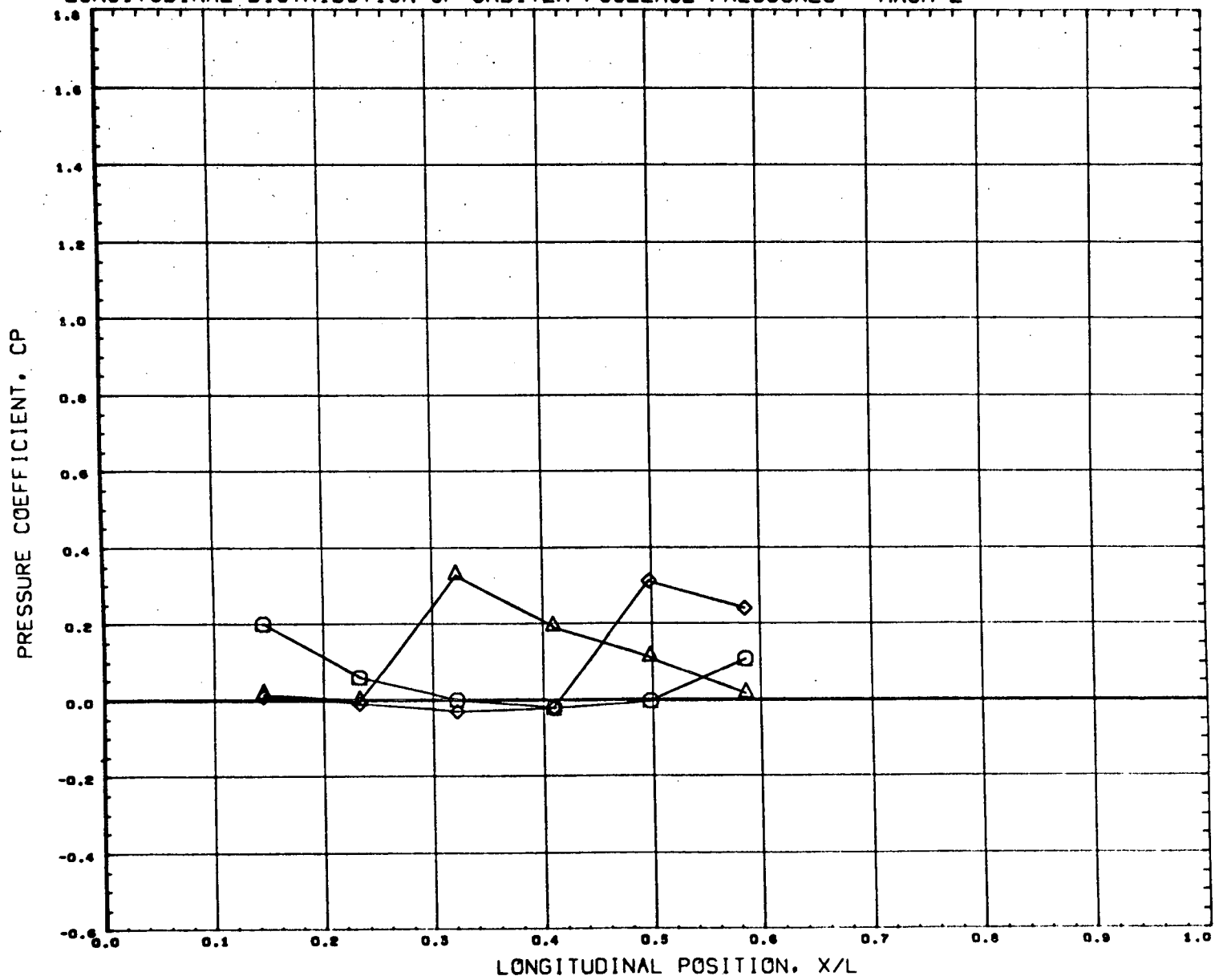
SYMBOL	DELTA X	Y/B	DELTA Z
○	0.144	0.000	0.220
△	0.103		
◇	0.226		

PARAMETRIC VALUES			
ALPHA B	9.861	MACH	2.000
ALPHA I	0.000	ORBPOW	0.000
BSTPOW	0.000		

REFERENCE FILE



# LONGITUDINAL DISTRIBUTION OF ORBITER FUSELAGE PRESSURES - MACH 2



SYMBOL	DELTA X	Y/B	DELTA Z
○	0.144	0.076	0.220
△	0.103		
◇	0.226		

PARAMETRIC VALUES			
ALPHAB	9.981	MACH	2.000
ALPHA I	0.000	ORBPOW	0.000
BSTPOW	0.000		

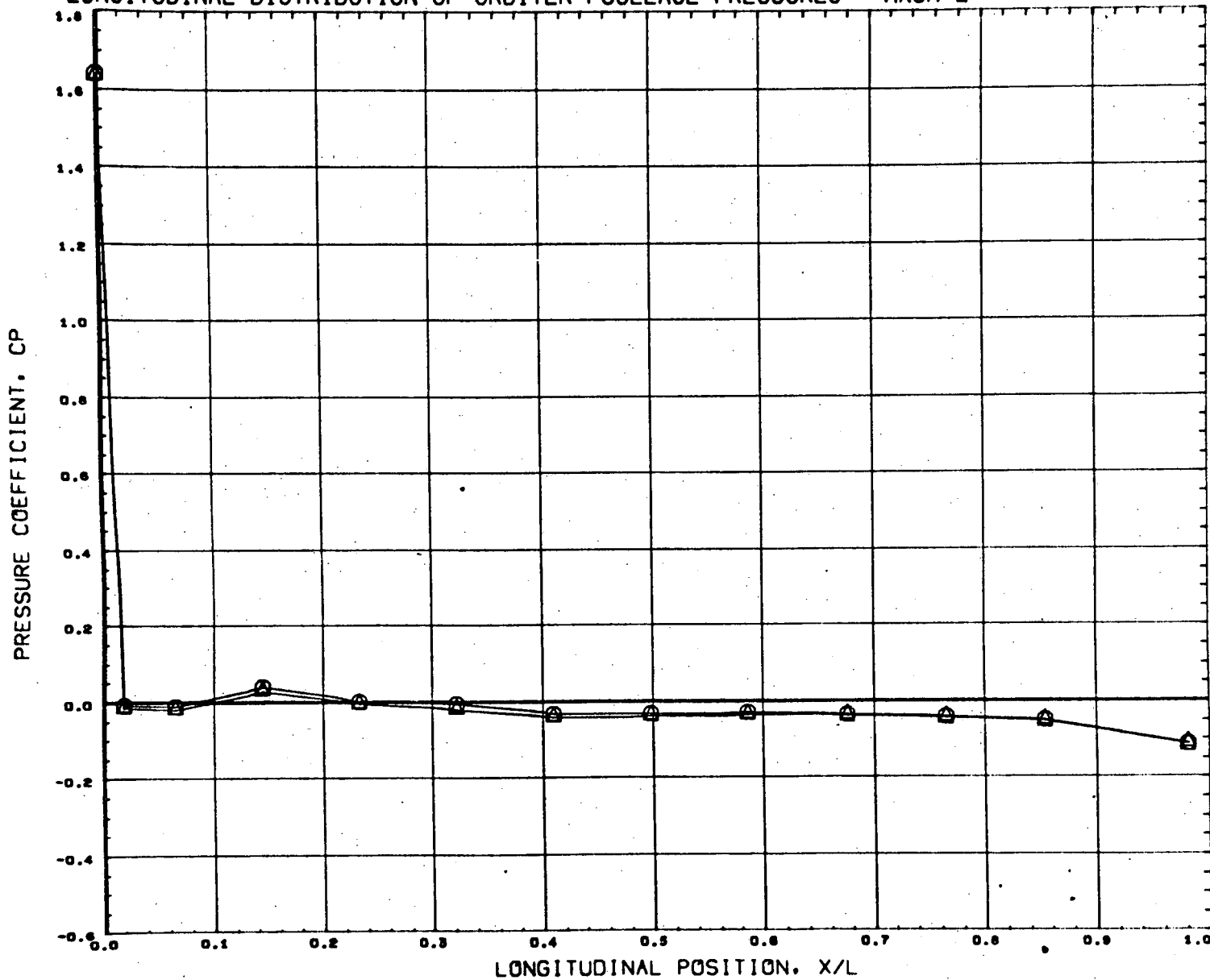
REFERENCE FILE

AEDC VA1163 MDAC ORBITER (BODY)

•FT8221•

PAGE 46

# LONGITUDINAL DISTRIBUTION OF ORBITER FUSELAGE PRESSURES - MACH 2



SYMBOL	DELTA X	Y/B	DELTA Z
○	0.391	0.000	0.908
△	0.520		

PARAMETRIC VALUES			
ALPHAB	9.981	MACH	2.000
ALPHA1	0.000	ORBPOW	0.000
BSTPOW	0.000		

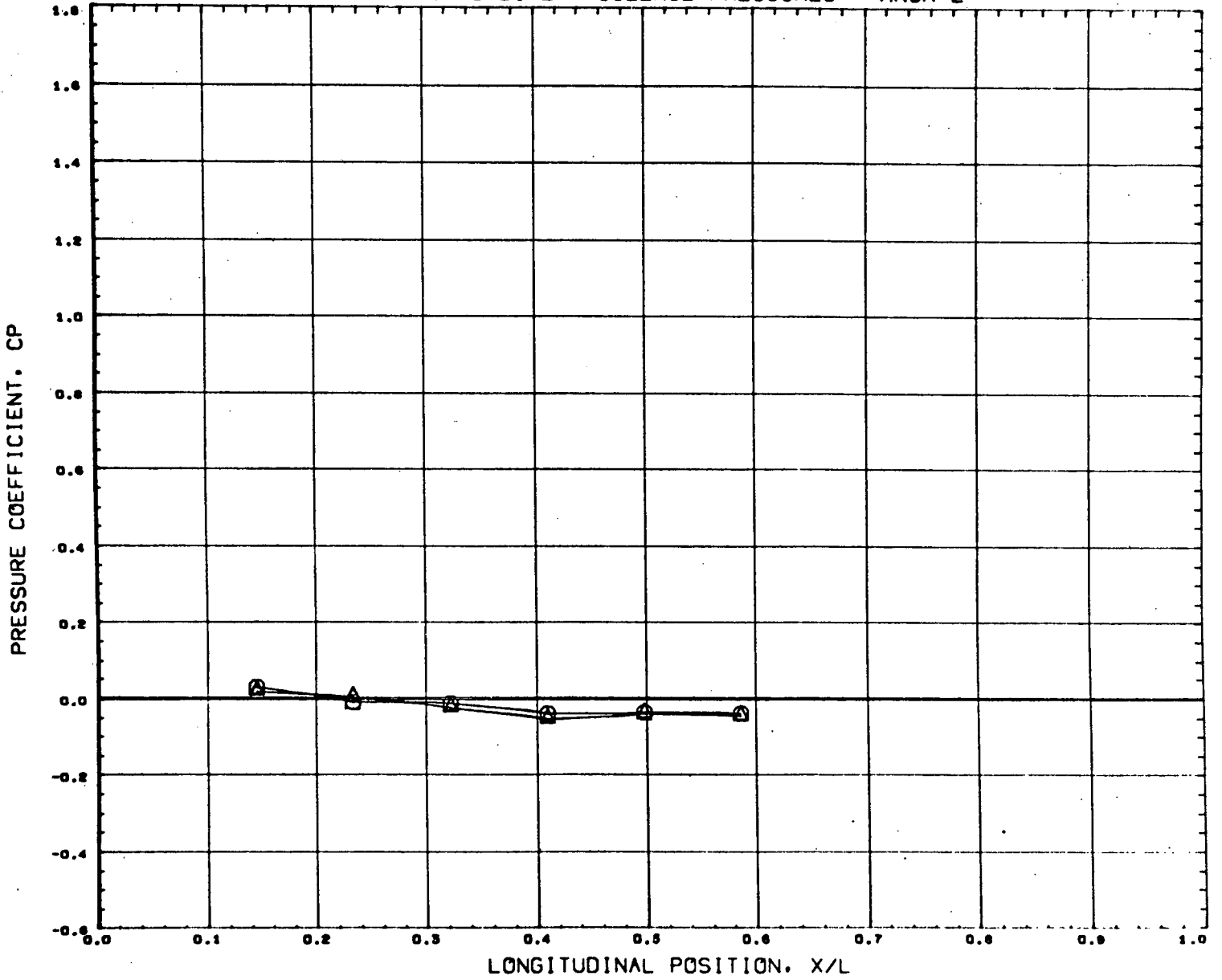
REFERENCE FILE

AE0C VA1163 MDAC ORBITER (BODY)

•FT8221•

PAGE 47

# LONGITUDINAL DISTRIBUTION OF ORBITER FUSELAGE PRESSURES - MACH 2



SYMBOL	DELTA X	Y/B	DELTA Z
○	0.391	0.076	0.908
△	0.520		

PARAMETRIC VALUES			
ALPHAB	9.981	MACH	2.000
ALPHA1	0.000	ORBPOW	0.000
BSTPOW	0.000		

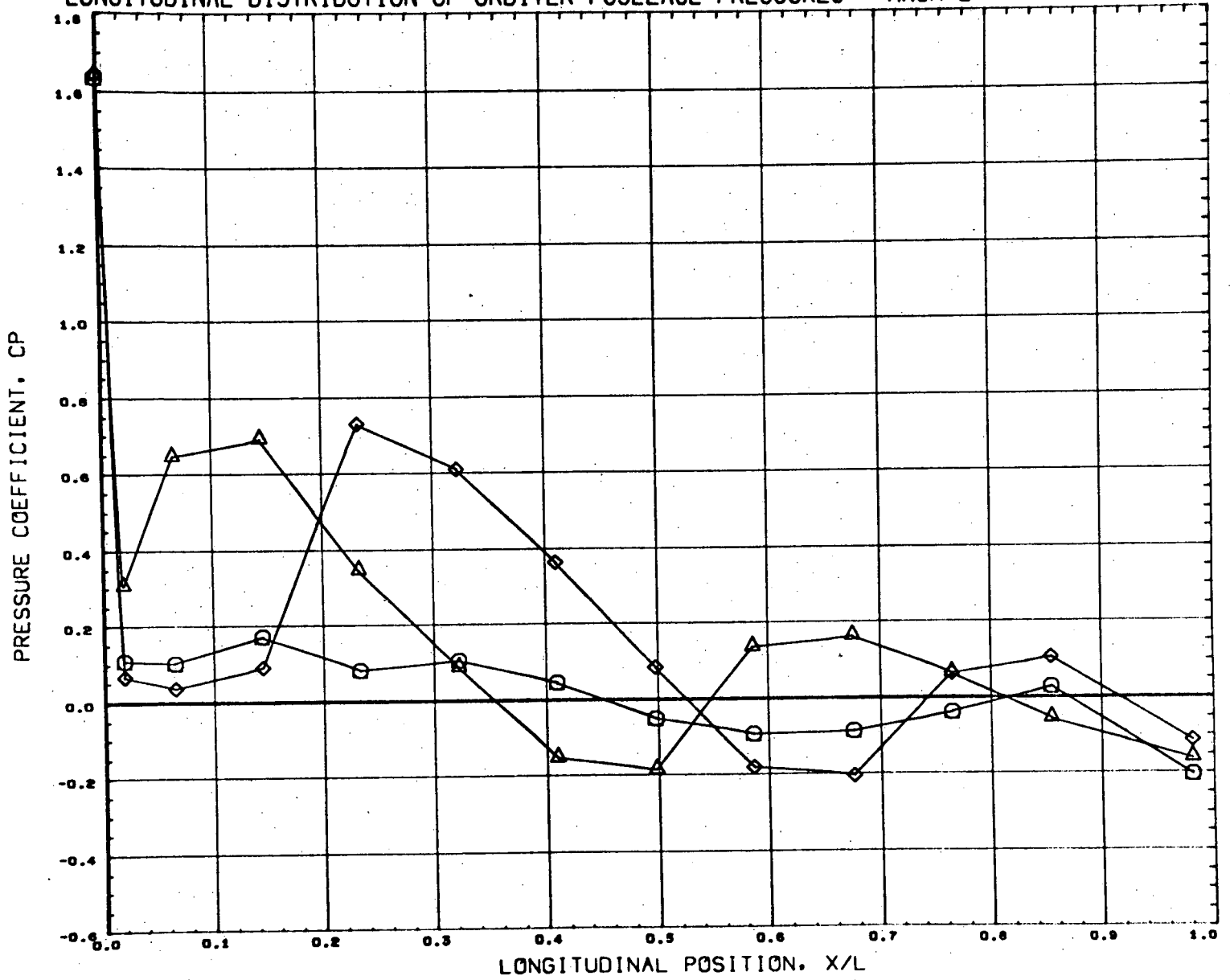
REFERENCE FILE

AEDC VA1163 MDAC ORBITER (BODY)

•FT8221•

PAGE 48

# LONGITUDINAL DISTRIBUTION OF ORBITER FUSELAGE PRESSURES - MACH 2



SYMBOL	DELTA X	Y/B	DELTA Z
○	0.143	0.000	0.120
△	0.103		
◇	0.226		

PARAMETRIC VALUES			
ALPHA	4.970	MACH	2.000
ALPHA1	0.000	ORBPOW	0.000
BSTPOW	0.000		

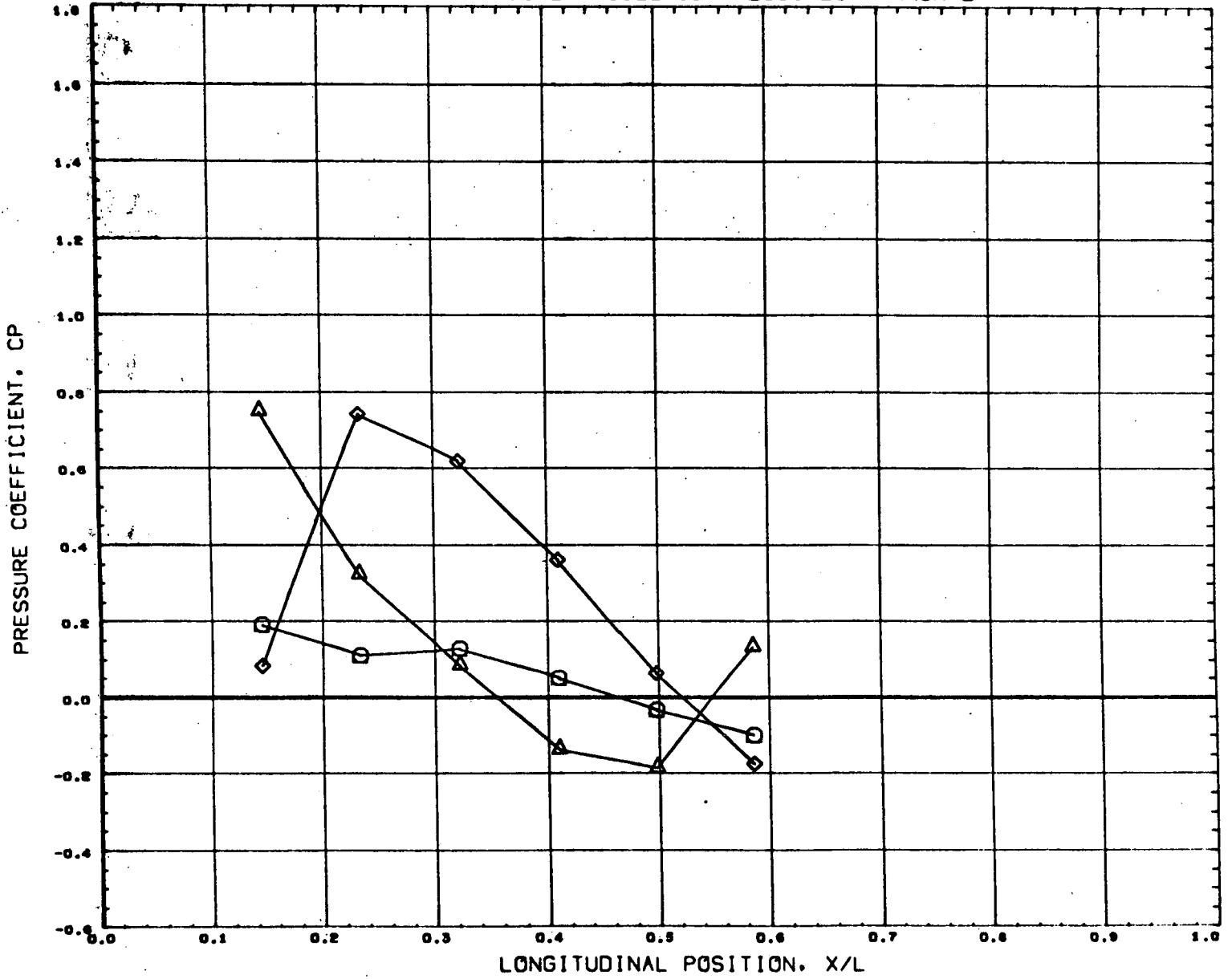
REFERENCE FILE

AEDC VA1163 MDAC ORBITER (BODY)

•FT8222•

PAGE 49

# LONGITUDINAL DISTRIBUTION OF ORBITER FUSELAGE PRESSURES - MACH 2



SYMBOL	DELTA X	Y/B	DELTA Z
○	0.143	0.076	0.120
△	0.103		
◇	0.226		

PARAMETRIC VALUES			
ALPHAB	4.970	MACH	2.000
ALPHA I	0.000	ORBPOW	0.000
BSTPOW	0.000		

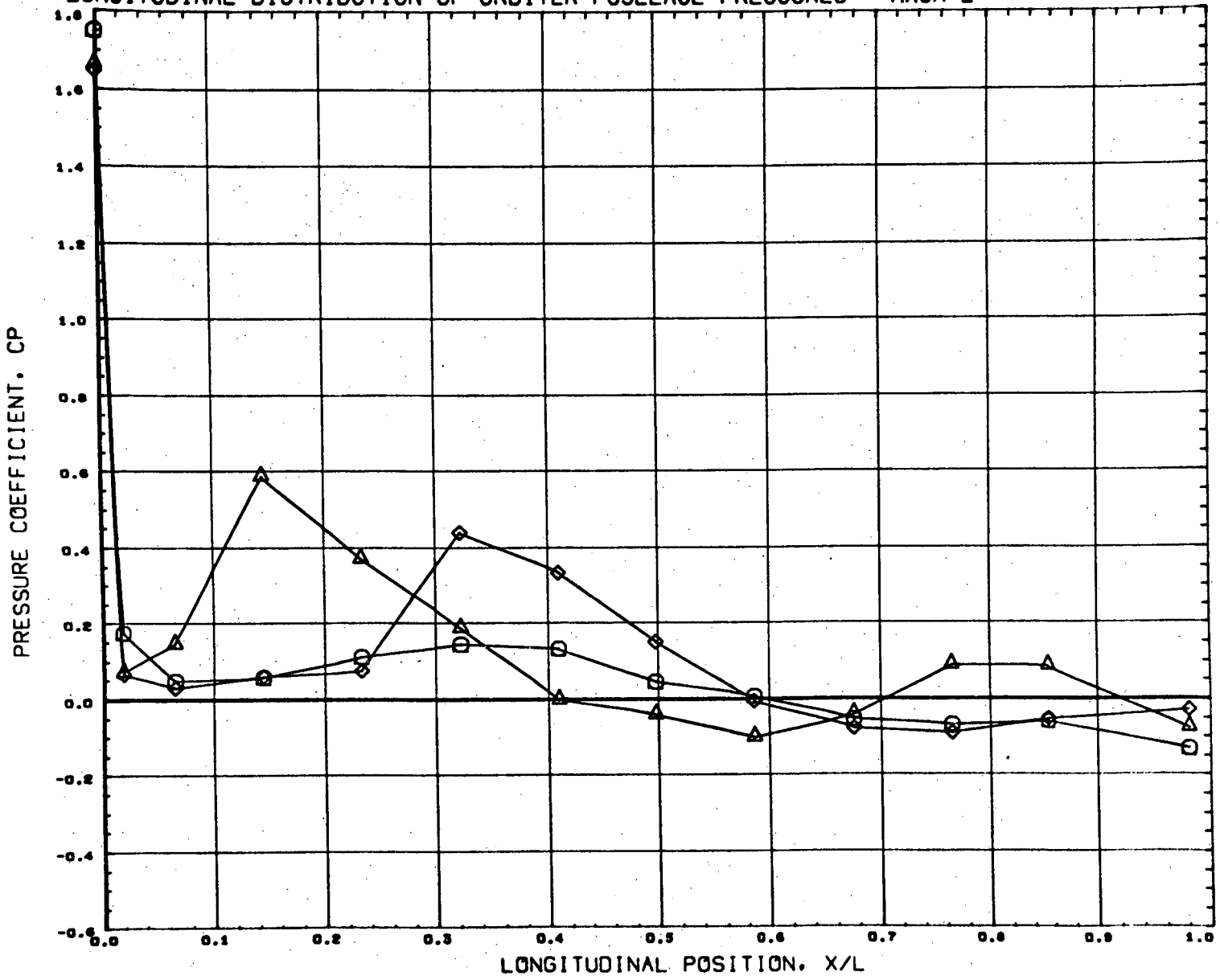
REFERENCE FILE

AEDC VA1163 MDAC ORBITER (BODY)

•FT8222•

PAGE 50

# LONGITUDINAL DISTRIBUTION OF ORBITER FUSELAGE PRESSURES - MACH 2

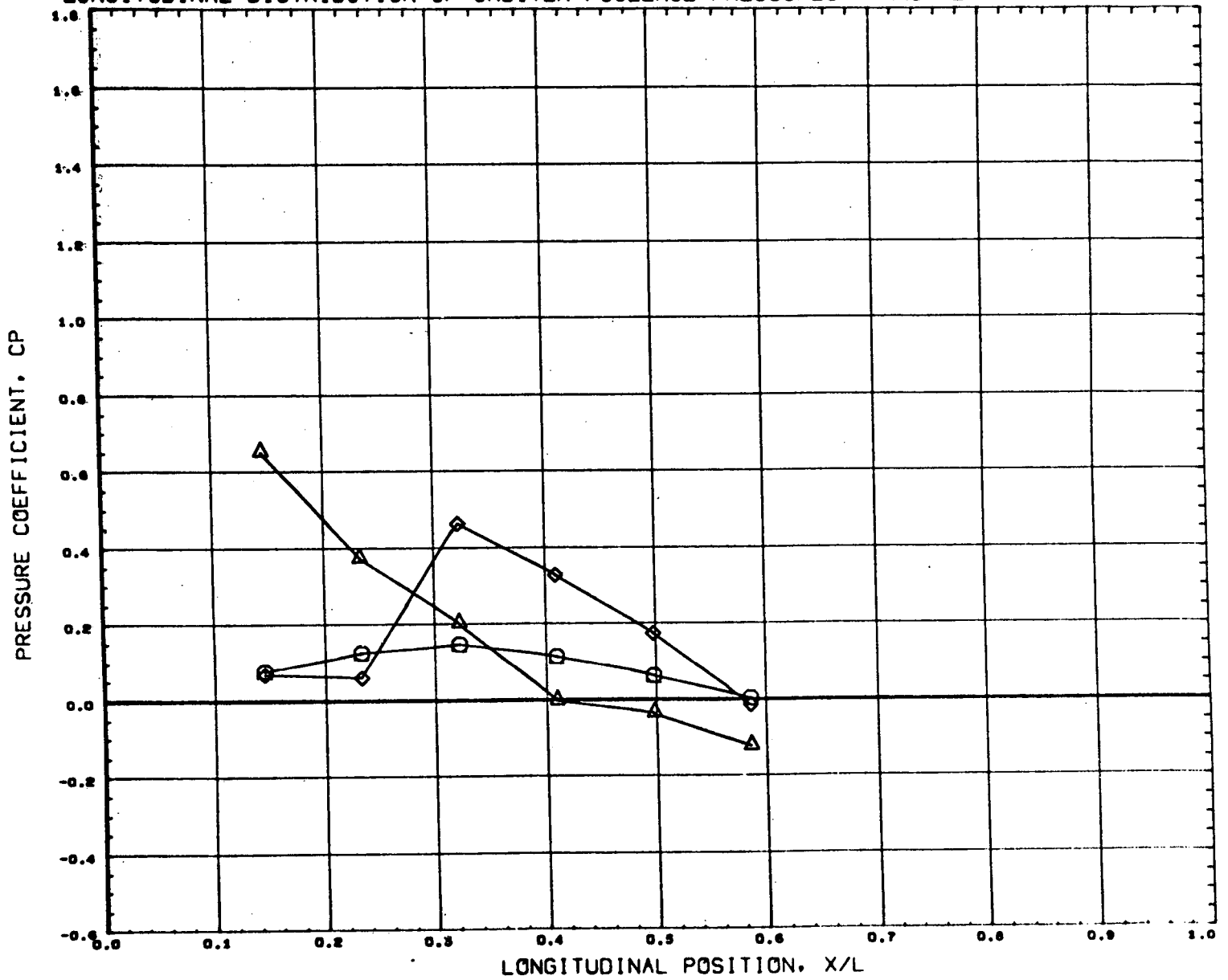


SYMBOL	DELTA X	Y/B	DELTA Z
○	0.144	0.000	0.151
△	0.103		
◇	0.226		

PARAMETRIC VALUES		
ALPHA B	4.870	MACH 2.000
ALPHA I	0.000	ORBPOW 0.000
BETPOW	0.000	

REFERENCE FILE

# LONGITUDINAL DISTRIBUTION OF ORBITER FUSELAGE PRESSURES - MACH 2



SYMBOL	DELTA X	Y/B	DELTA Z
○	0.144	0.076	0.151
◇	0.103		
△	0.226		

PARAMETRIC VALUES			
ALPHAB	4.970	MACH	2.000
ALPHA1	0.000	ORBPOW	0.000
BSTPOW	0.000		

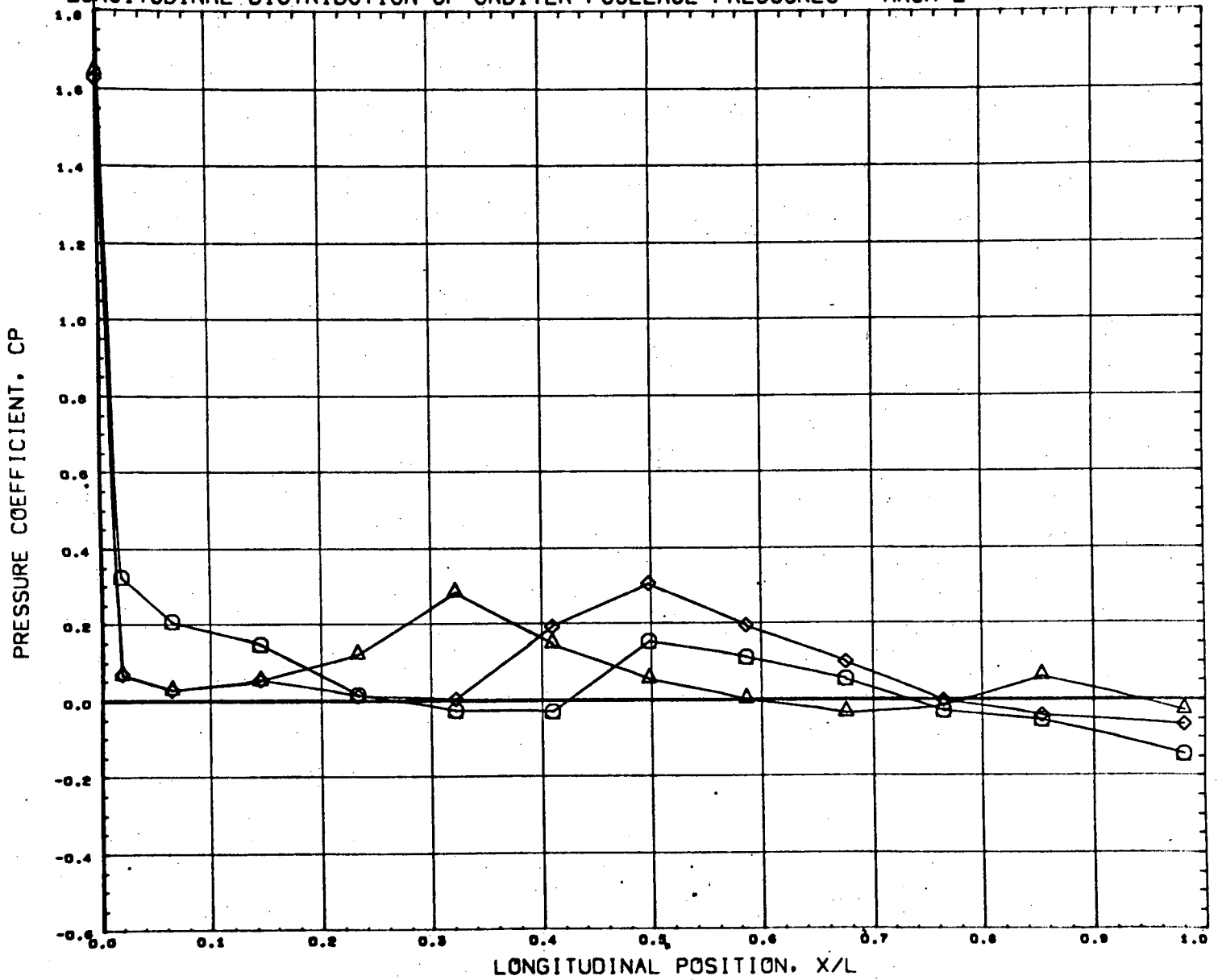
REFERENCE FILE

AEDC VA1163 MDAC ORBITER (BODY)

•FT8222•

PAGE 52

# LONGITUDINAL DISTRIBUTION OF ORBITER FUSELAGE PRESSURES - MACH 2



SYMBOL	DELTA X	Y/B	DELTA Z
○	0.144	0.000	0.228
△	0.103		
◇	0.226		

PARAMETRIC VALUES			
ALPHAB	4.970	MACH	2.000
ALPHA1	0.000	ORSP0W	0.000
BSTPOW	0.000		

REFERENCE FILE

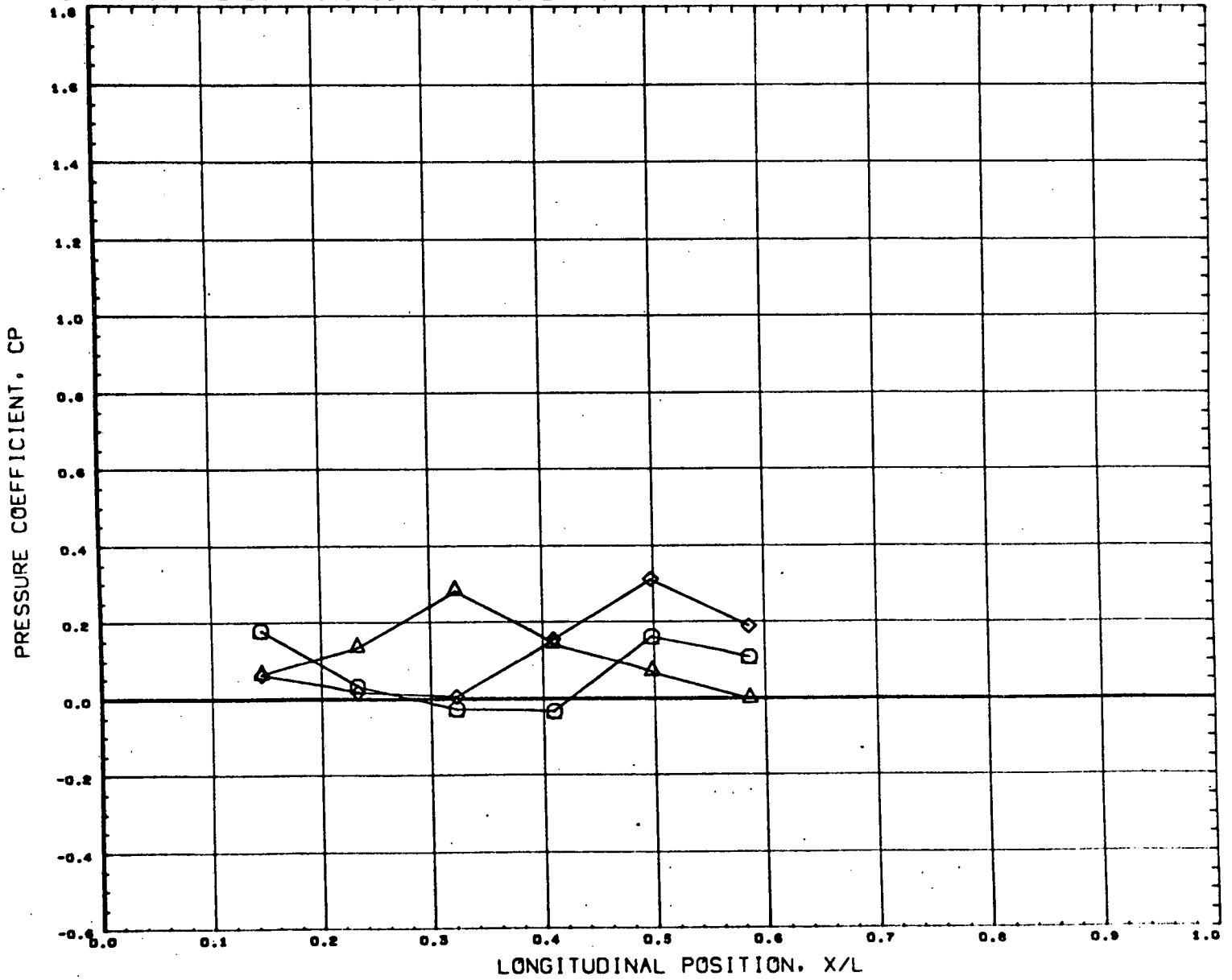
AEDC VA1163 MDAC ORBITER (BODY)

•FT8222•

PAGE 53



# LONGITUDINAL DISTRIBUTION OF ORBITER FUSELAGE PRESSURES - MACH 2



SYMBOL	DELTA X	Y/B	DELTA Z
○	0.144	0.076	0.226
△	0.103		
◇	0.226		

PARAMETRIC VALUES			
ALPHAB	4.970	MACH	2.000
ALPHA1	0.000	ORBPOW	0.000
BSTPOW	0.000		

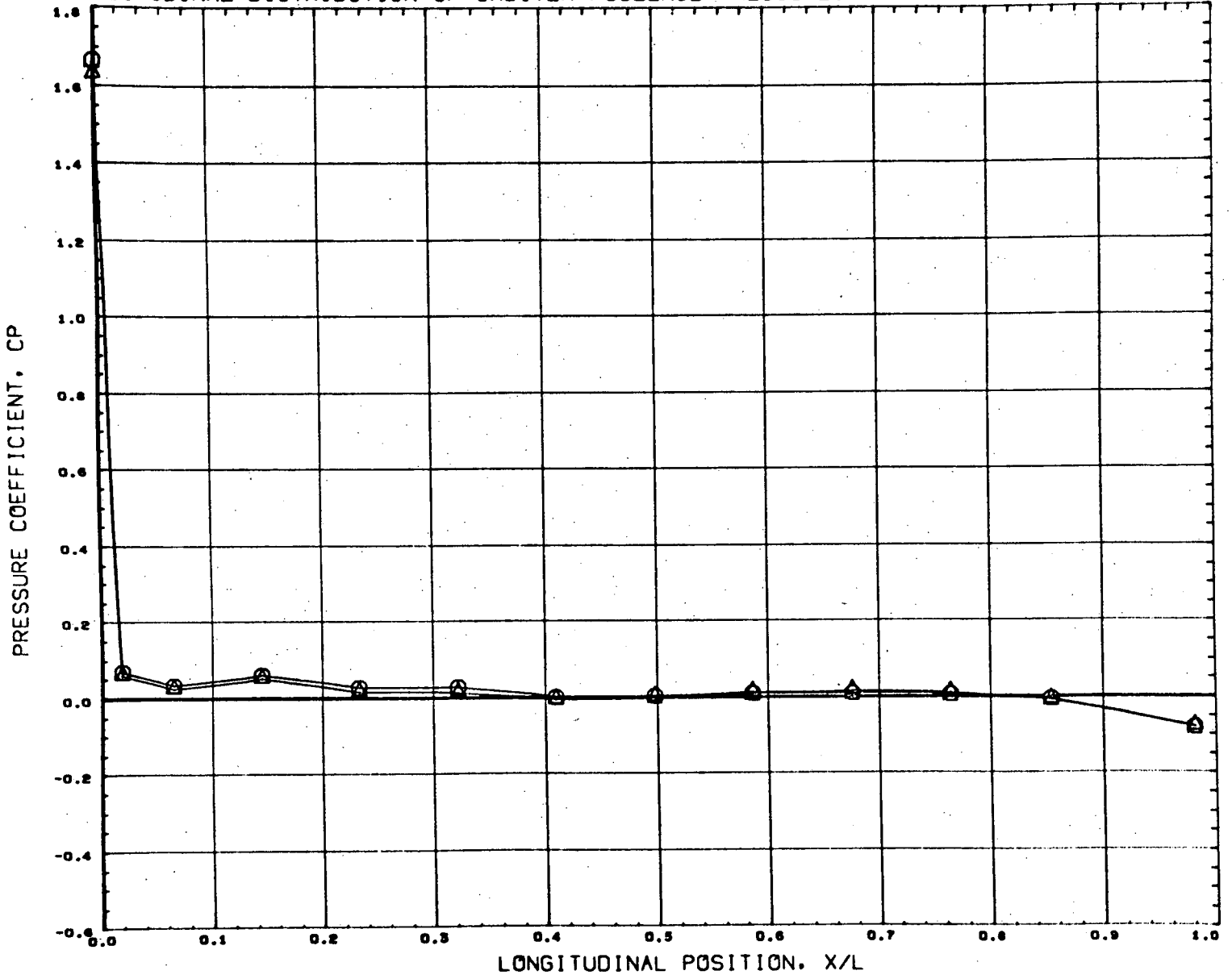
REFERENCE FILE

AEDC VA1163 MDAC ORBITER (BODY)

•FT8222•

PAGE 54

# LONGITUDINAL DISTRIBUTION OF ORBITER FUSELAGE PRESSURES - MACH 2



SYMBOL	DELTA X	Y/B	DELTA Z
○	0.391	0.000	0.908
△	0.520		

PARAMETRIC VALUES			
ALPHAB	4.970	MACH	2.000
ALPHA I	0.000	ORBPOW	0.000
BSTPOW	0.000		

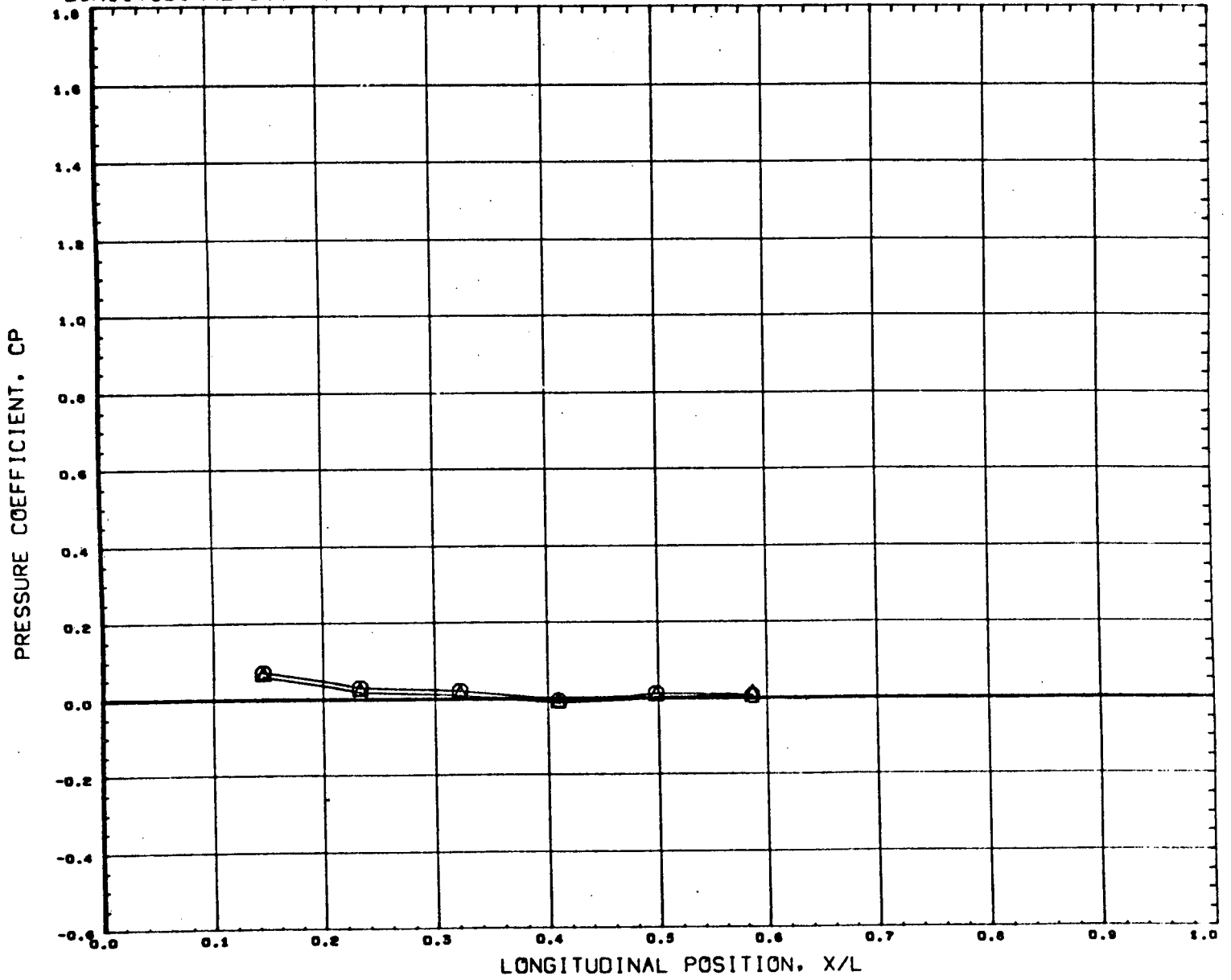
REFERENCE FILE

AEDC VA1163 MDAC ORBITER (BODY)

•FT8222•

PAGE 55

# LONGITUDINAL DISTRIBUTION OF ORBITER FUSELAGE PRESSURES - MACH 2



SYMBOL	DELTA X	Y/B	DELTA Z
○	0.391	0.076	0.908
△	0.520		

PARAMETRIC VALUES			
ALPHA B	4.970	MACH	2.000
ALPHA I	0.000	ORBPOW	0.000
BSTPOW	0.000		

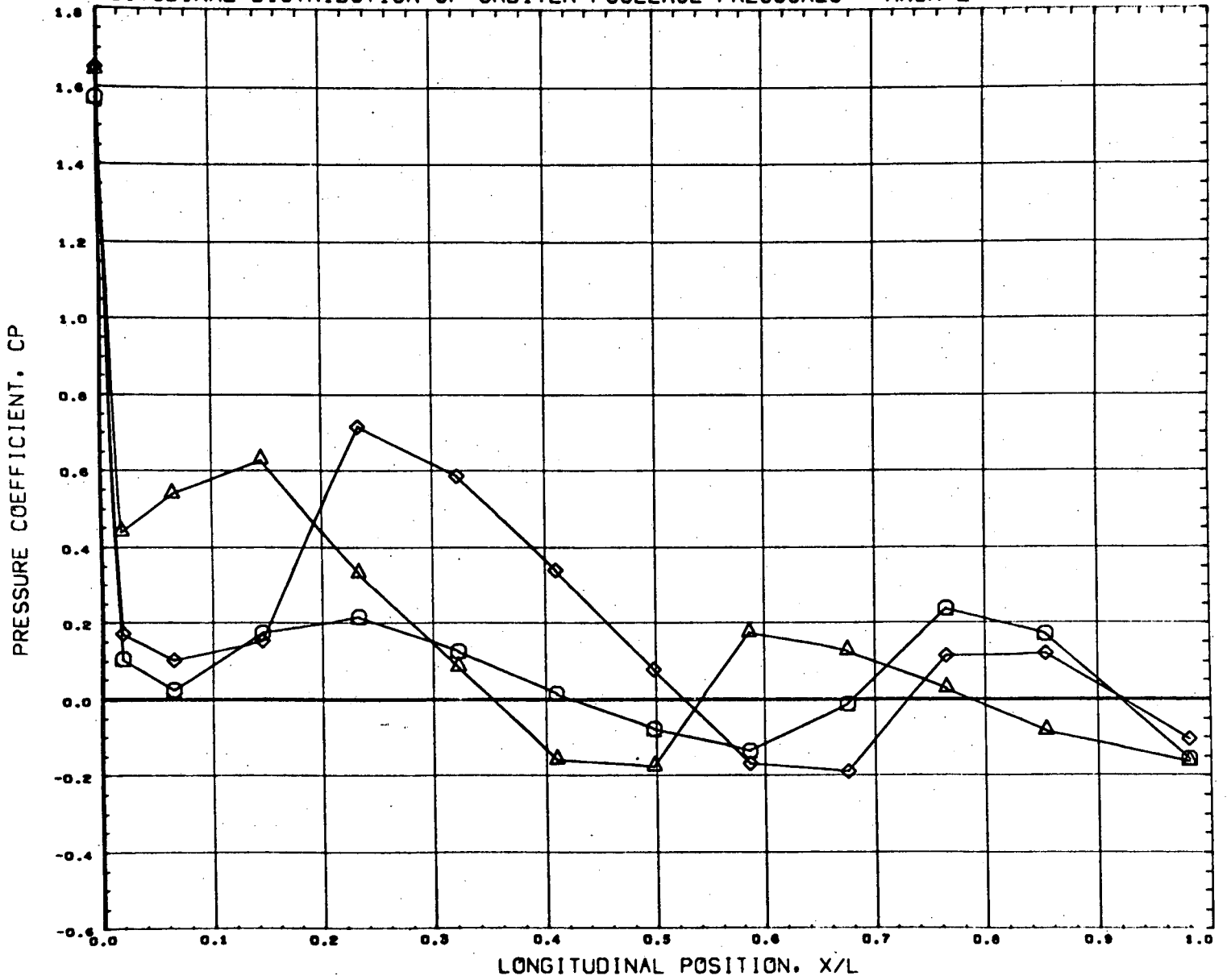
REFERENCE FILE

AEDC VA1163 MDAC ORBITER (BODY)

•FT8222•

PAGE 56

# LONGITUDINAL DISTRIBUTION OF ORBITER FUSELAGE PRESSURES - MACH 2



SYMBOL	DELTA X	Y/B	DELTA Z
○	0.143	0.000	0.120
△	0.103		
◇	0.226		

PARAMETRIC VALUES			
ALPHAB	0.002	MACH	2.000
ALPHA I	0.000	ORSPOW	0.000
BSTPOW	0.000		

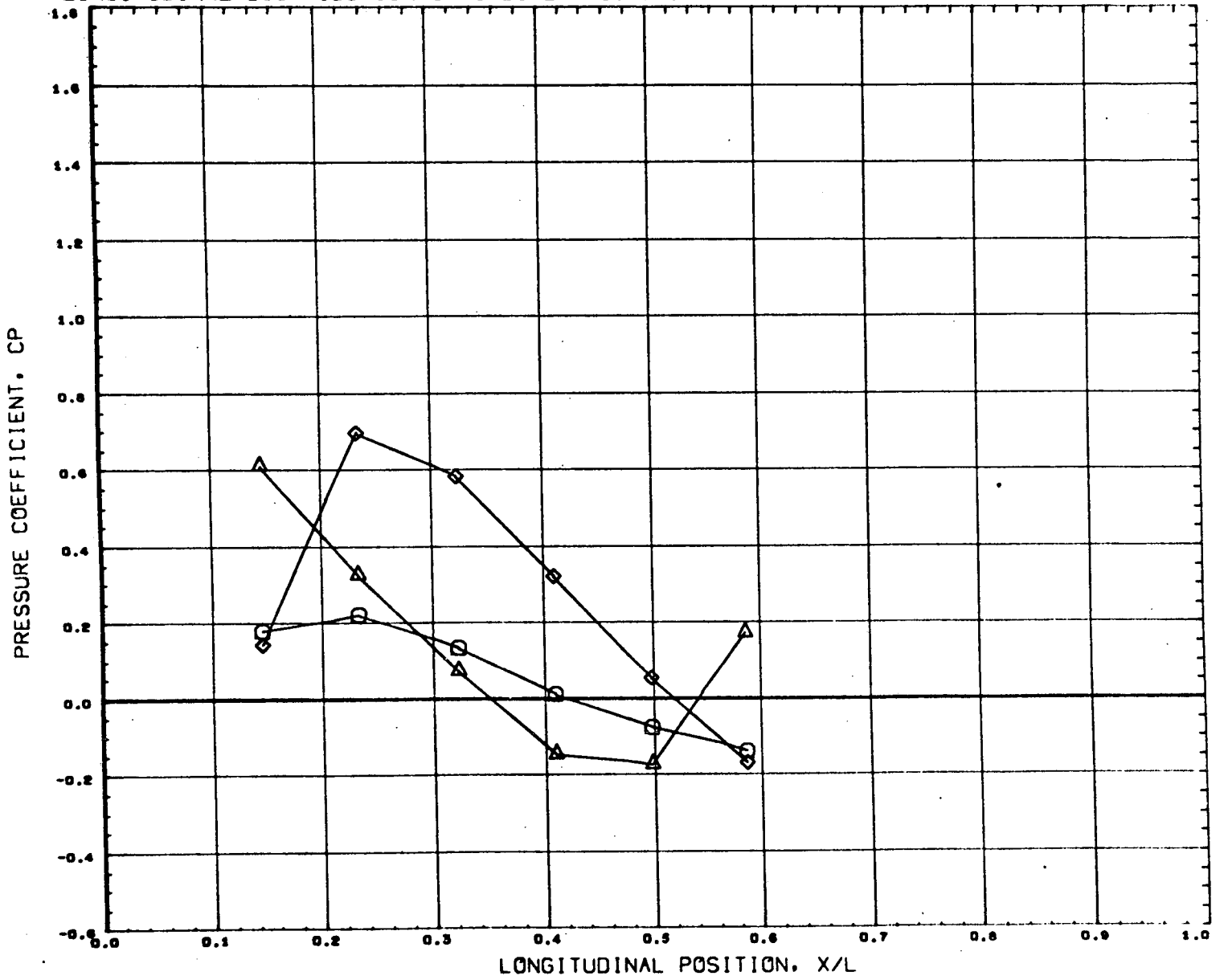
REFERENCE FILE

AEDC VA1163 MDAC ORBITER (BODY)

•FT8223•

PAGE 57

# LONGITUDINAL DISTRIBUTION OF ORBITER FUSELAGE PRESSURES - MACH 2



SYMBOL	DELTA X	Y/B	DELTA Z
○	0.143	0.076	0.120
△	0.103		
◇	0.226		

PARAMETRIC VALUES			
ALPHAB	0.002	MACH	2.000
ALPHAI	0.000	ORBPOW	0.000
BSTPOW	0.000		

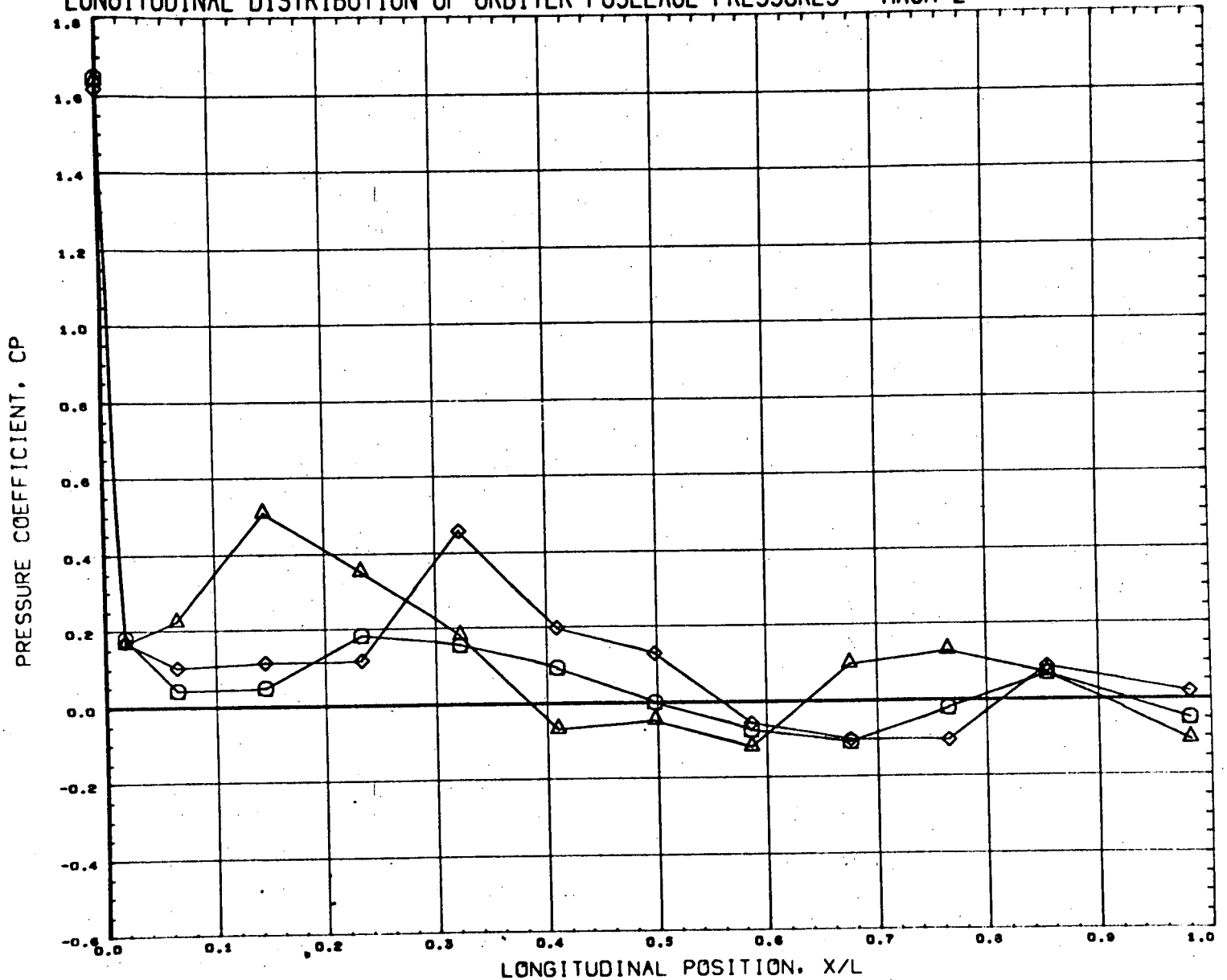
REFERENCE FILE

AEDC VA1163 MDAC ORBITER (BODY)

•FT8223•

PAGE 58

# LONGITUDINAL DISTRIBUTION OF ORBITER FUSELAGE PRESSURES - MACH 2



SYMBOL	DELTA X	Y/B	DELTA Z
○	0.144	0.000	0.151
△	0.103		
◇	0.226		

PARAMETRIC VALUES			
ALPHAS	0.002	MACH	2.000
ALPHAI	0.000	ORBPOW	0.000
BSTPOW	0.000		

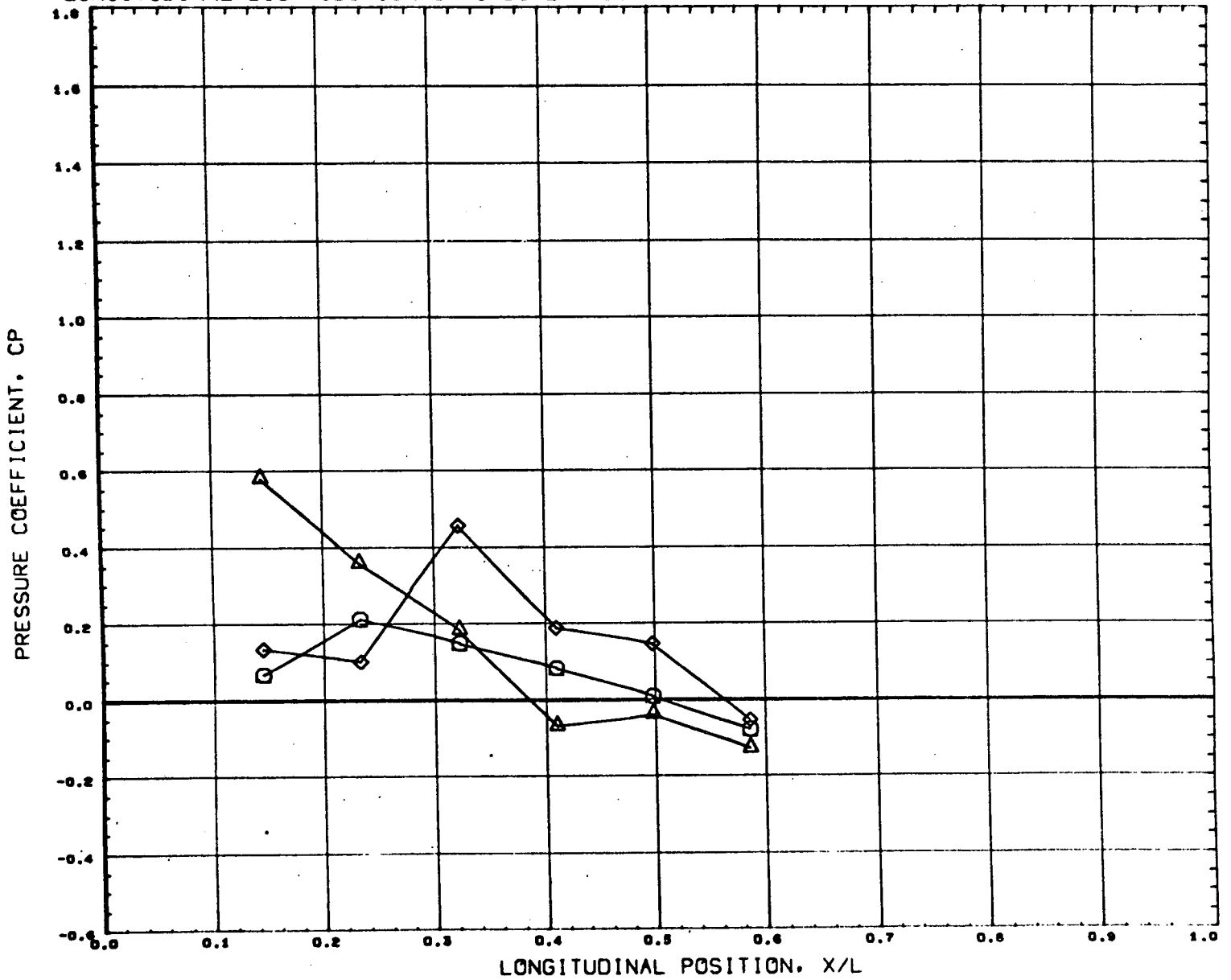
REFERENCE FILE

AEDC VA1163 MDAC ORBITER (BODY)

•FT8223•

PAGE 59

# LONGITUDINAL DISTRIBUTION OF ORBITER FUSELAGE PRESSURES - MACH 2



SYMBOL	DELTA X	Y/B	DELTA Z
○	0.144	0.076	0.151
△	0.103		
◇	0.226		

PARAMETRIC VALUES			
ALPHAB	0.002	MACH	2.000
ALPHA1	0.000	ORBPOW	0.000
BSTPOW	0.000		

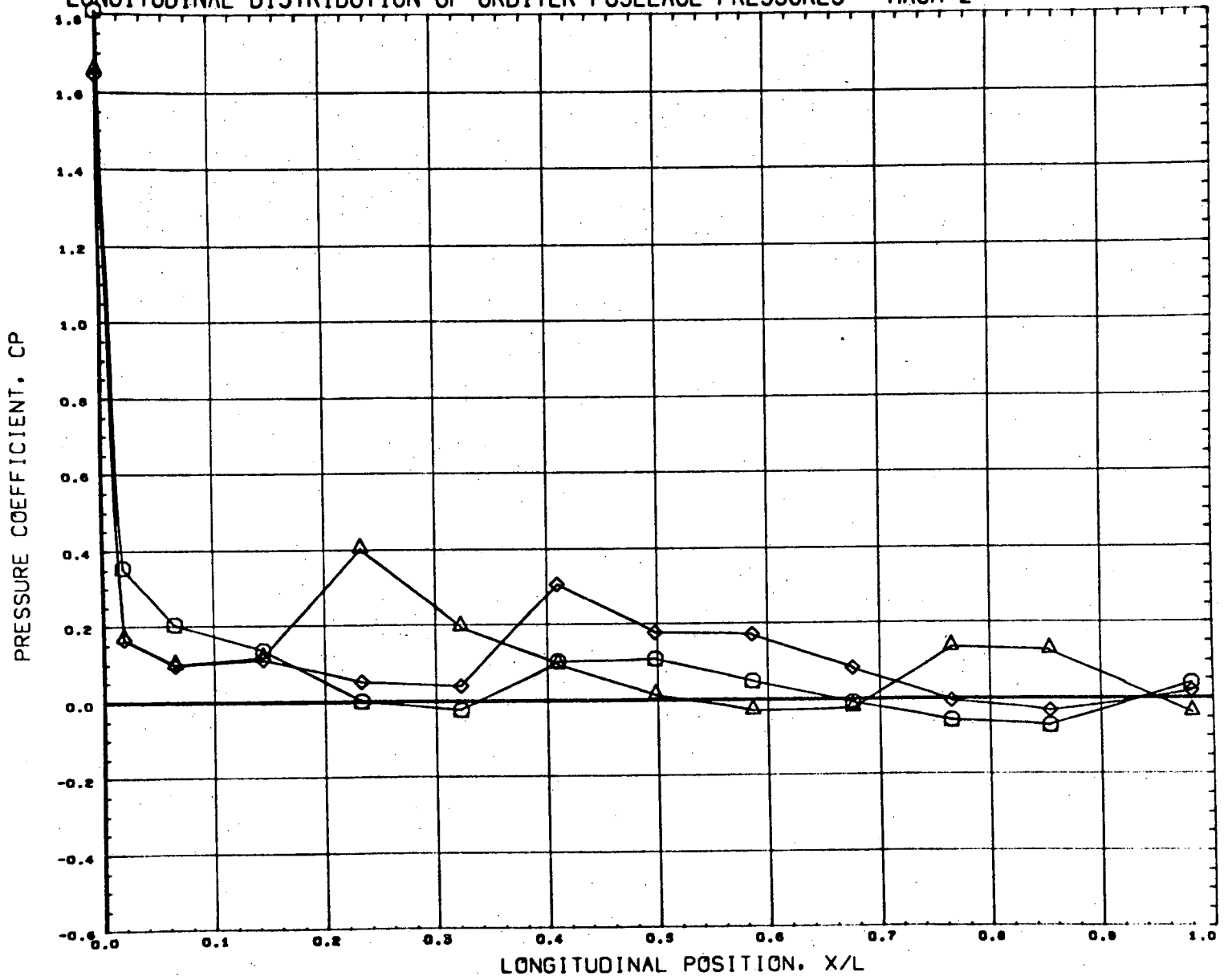
REFERENCE FILE

AEDC VA1163 MDAC ORBITER (BODY)

•FT8223•

PAGE 60

# LONGITUDINAL DISTRIBUTION OF ORBITER FUSELAGE PRESSURES - MACH 2



SYMBOL	DELTA X	Y/B	DELTA Z
○	0.144	0.000	0.226
△	0.103		
◇	0.226		

PARAMETRIC VALUES			
ALPHAB	0.002	MACH	2.000
ALPHA1	0.000	ORBPOW	0.000
BSTPOW	0.000		

REFERENCE FILE

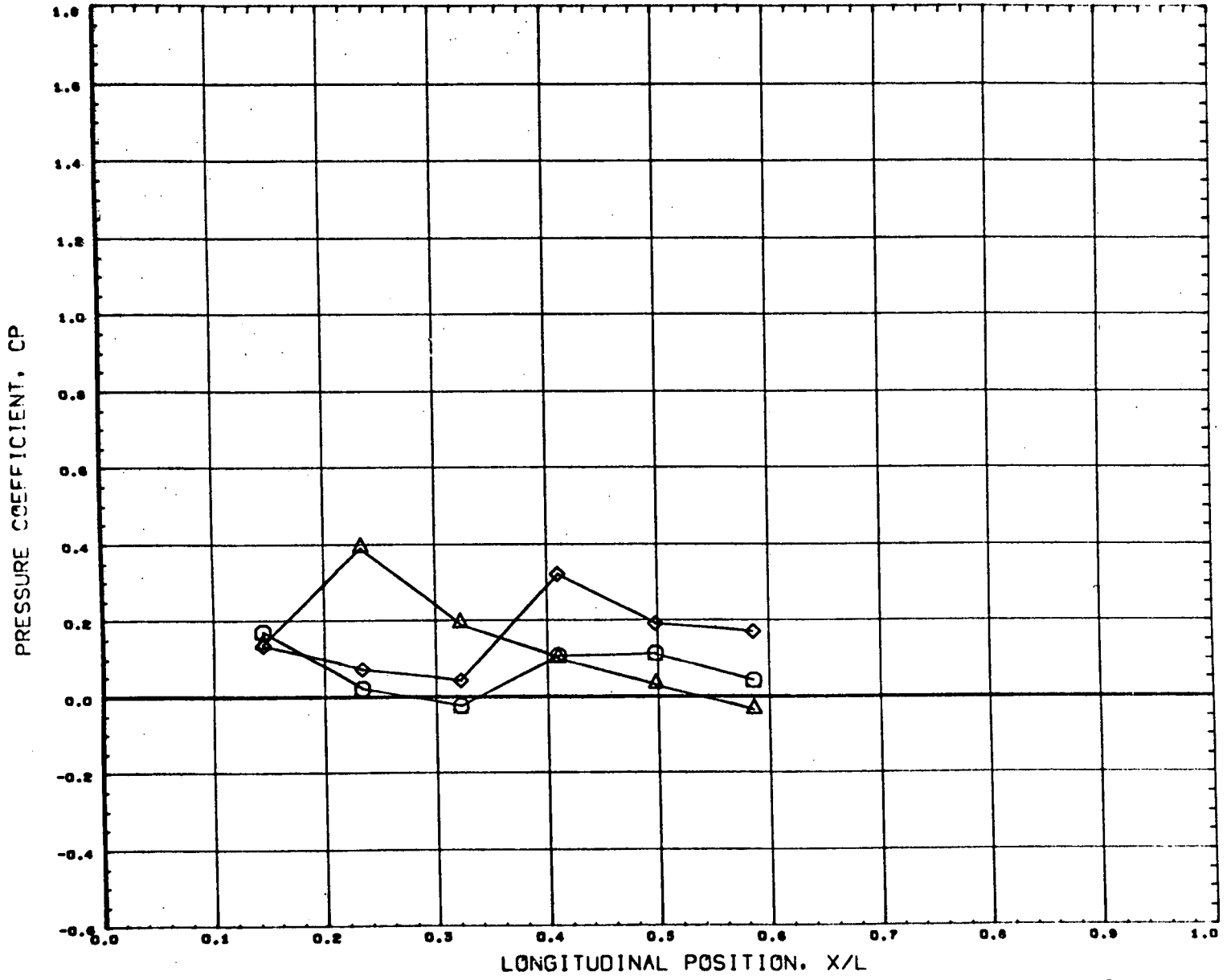
AEDC VA1163 MDAC ORBITER (BODY)

•FT8223•

PAGE 61



# LONGITUDINAL DISTRIBUTION OF ORBITER FUSELAGE PRESSURES - MACH 2



SYMBOL	DELTA X	Y/B	DELTA Z
○	0.144	0.076	0.226
△	0.103		
◇	0.226		

PARAMETRIC VALUES			
ALPHAB	0.002	MACH	2.000
ALPHAT	0.000	ORBPOW	0.000
BSTPOW	0.000		

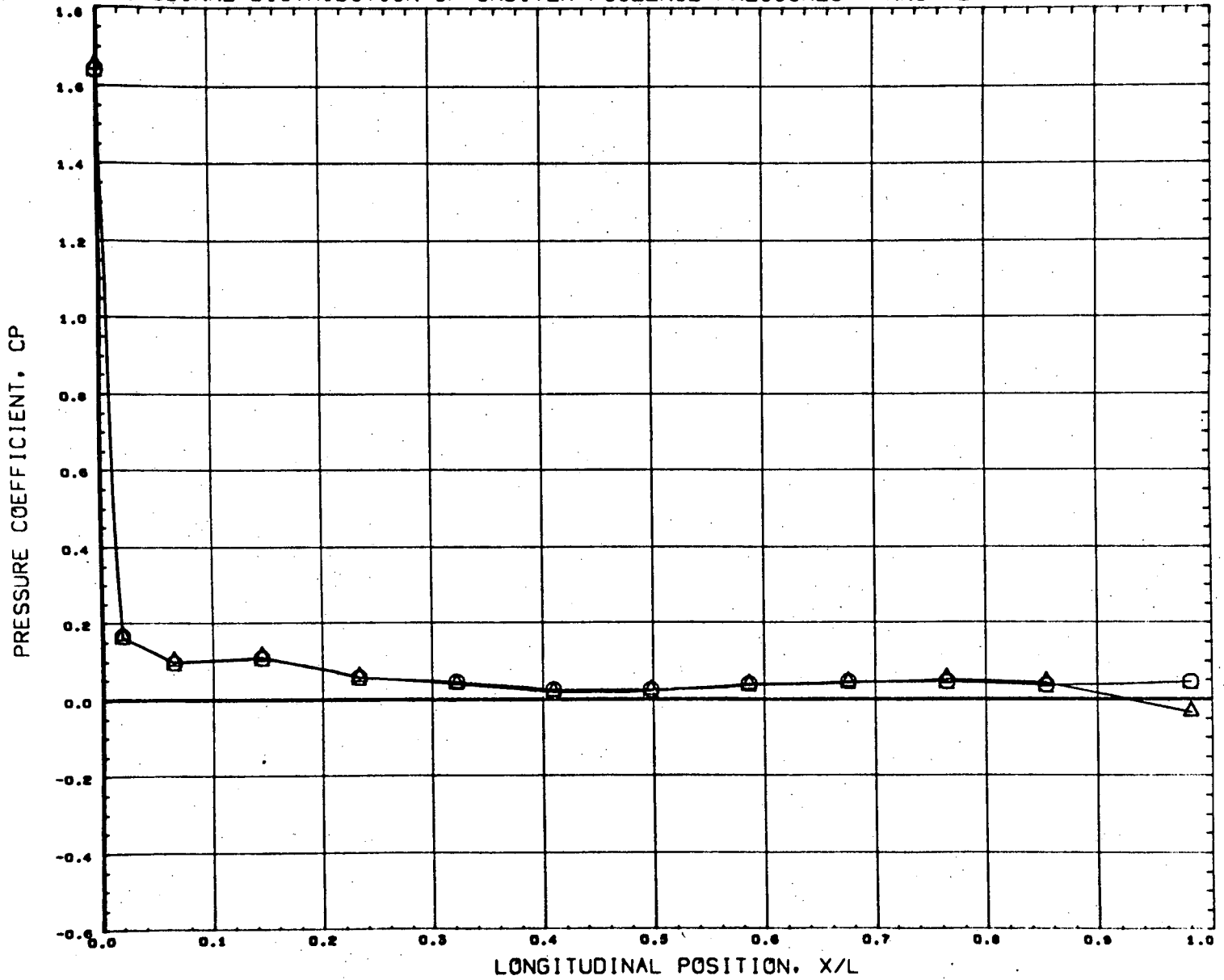
REFERENCE FILE

AEDC VA1163 MDAC ORBITER (BODY)

•FT8223•

PAGE 62

# LONGITUDINAL DISTRIBUTION OF ORBITER FUSELAGE PRESSURES - MACH 2



SYMBOL	DELTA X	Y/B	DELTA Z
○	0.391	0.000	0.908
△	0.520		

PARAMETRIC VALUES			
ALPHAB	0.002	MACH	2.000
ALPHA I	0.000	ORBPOW	0.000
BSTPOW	0.000		

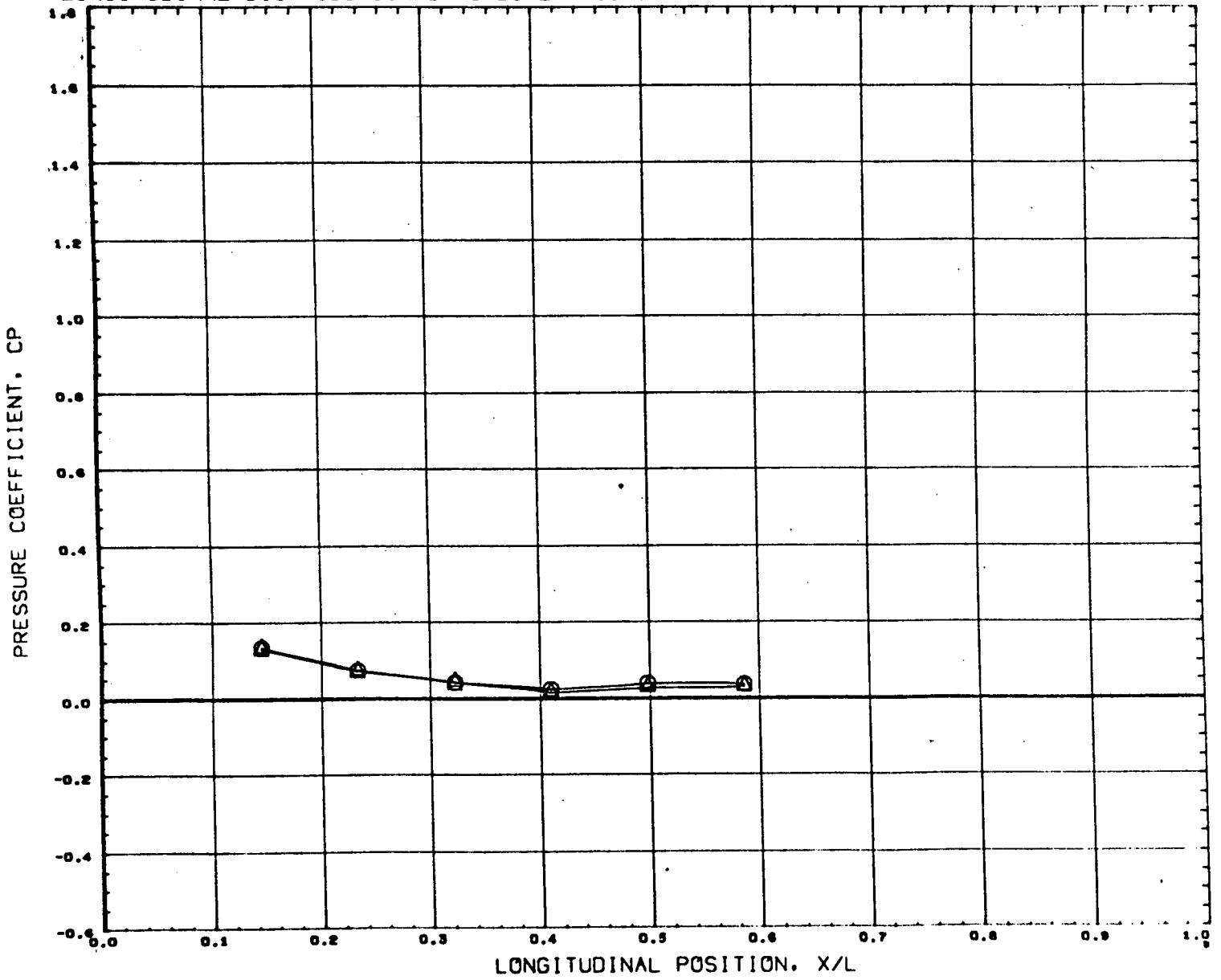
REFERENCE FILE

AEDC VA1163 MDAC ORBITER (BODY)

•FT8223•

PAGE 63

# LONGITUDINAL DISTRIBUTION OF ORBITER FUSELAGE PRESSURES - MACH 2



SYMBOL	DELTA X	Y/B	DELTA Z
○	0.391	0.076	0.908
△	0.520		

PARAMETRIC VALUES			
ALPHAB	0.002	MACH	2.000
ALPHA I	0.000	ORBPOW	0.000
BSTPOW	0.000		

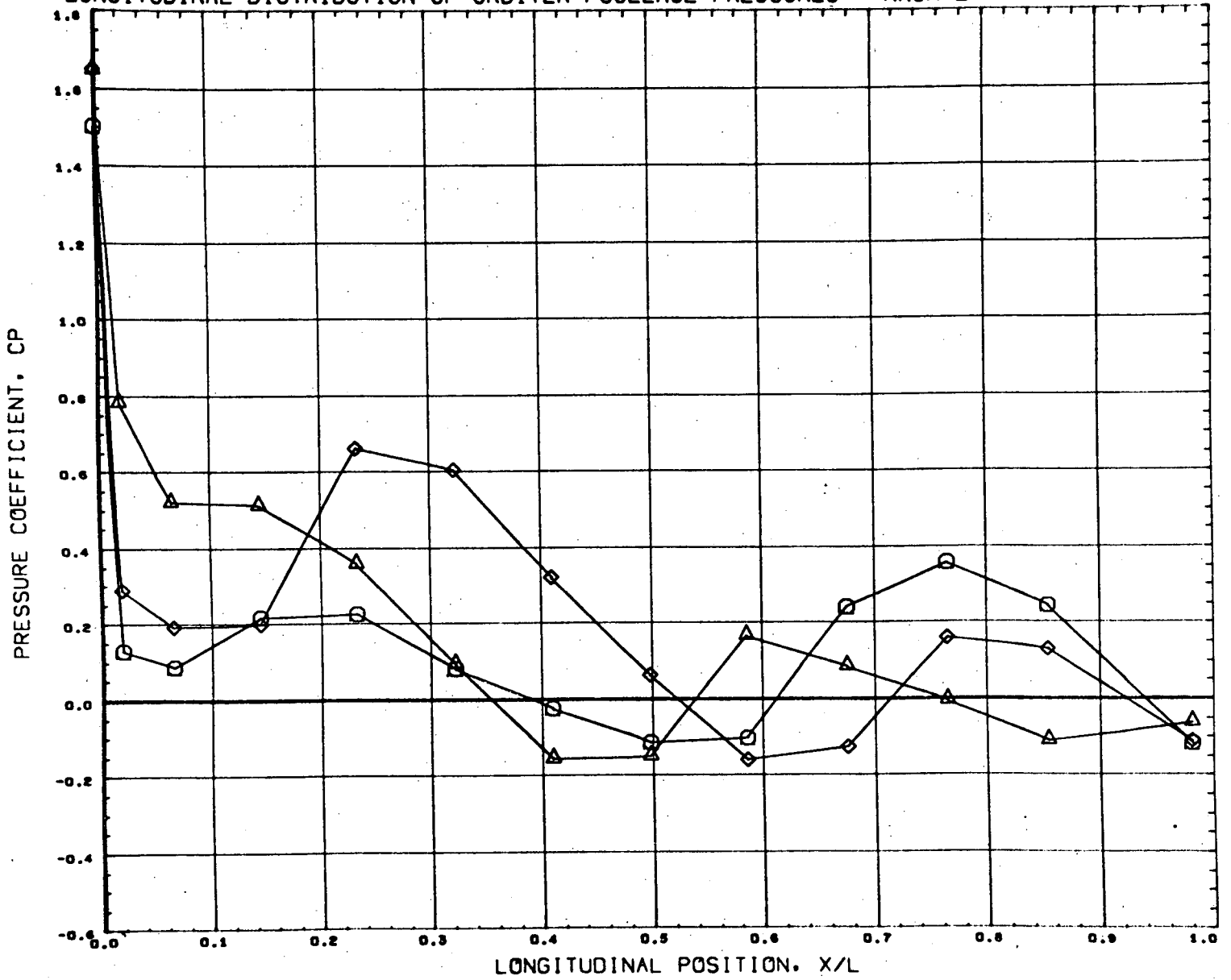
REFERENCE FILE

AEDC VA1163 MDAC ORBITER (BODY)

•FT8223•

PAGE 64

# LONGITUDINAL DISTRIBUTION OF ORBITER FUSELAGE PRESSURES - MACH 2



SYMBOL	DELTA X	Y/B	DELTA Z
○	0.143	0.000	0.120
△	0.103		
◇	0.226		

PARAMETRIC VALUES			
ALPHAB	5.009	MACH	2.000
ALPHA1	0.000	ORBPOW	0.000
BSTPOW	0.000		

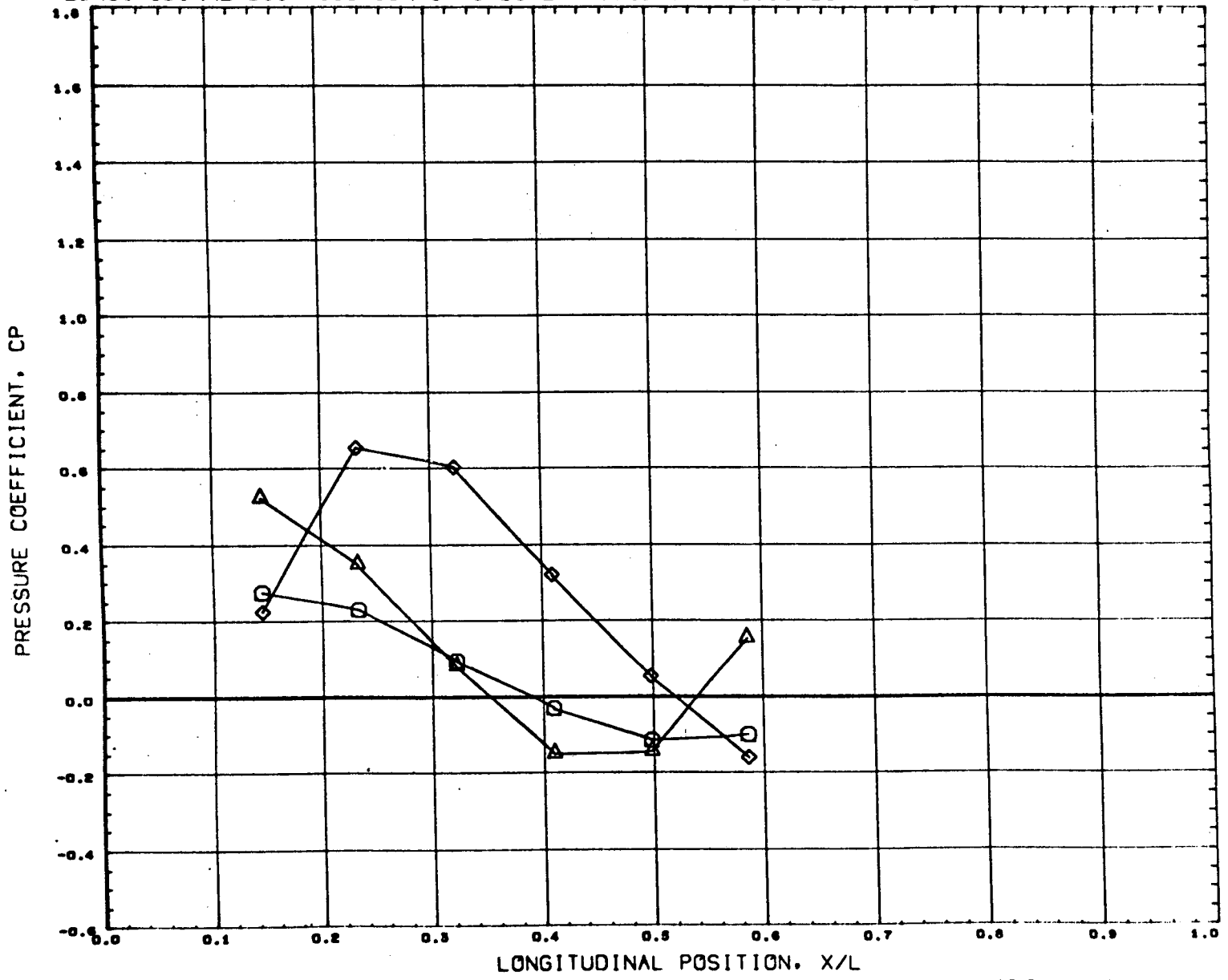
REFERENCE FILE

AEDC VA1163 MDAC ORBITER (BODY)

•FT8224•

PAGE 65

# LONGITUDINAL DISTRIBUTION OF ORBITER FUSELAGE PRESSURES - MACH 2



SYMBOL	DELTA X	Y/B	DELTA Z
○	0.143	0.076	0.120
△	0.103		
◇	0.226		

PARAMETRIC VALUES			
ALPHA B	9.009	MACH	2.000
ALPHA I	0.000	ORBPOW	0.000
BSTPOW	0.000		

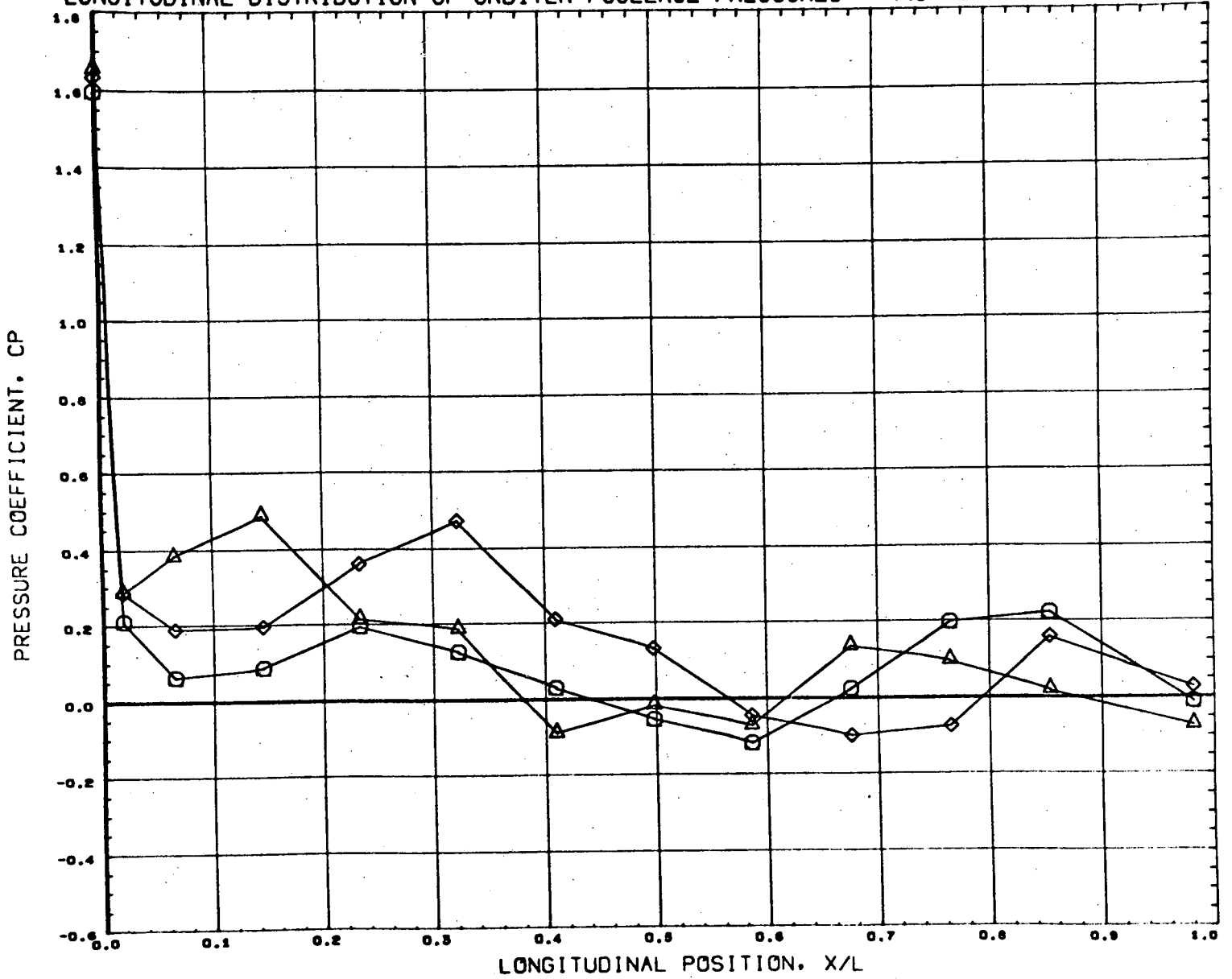
REFERENCE FILE

AEDC VA1163 MDAC ORBITER (BODY)

•FT8224•

PAGE 66

# LONGITUDINAL DISTRIBUTION OF ORBITER FUSELAGE PRESSURES - MACH 2

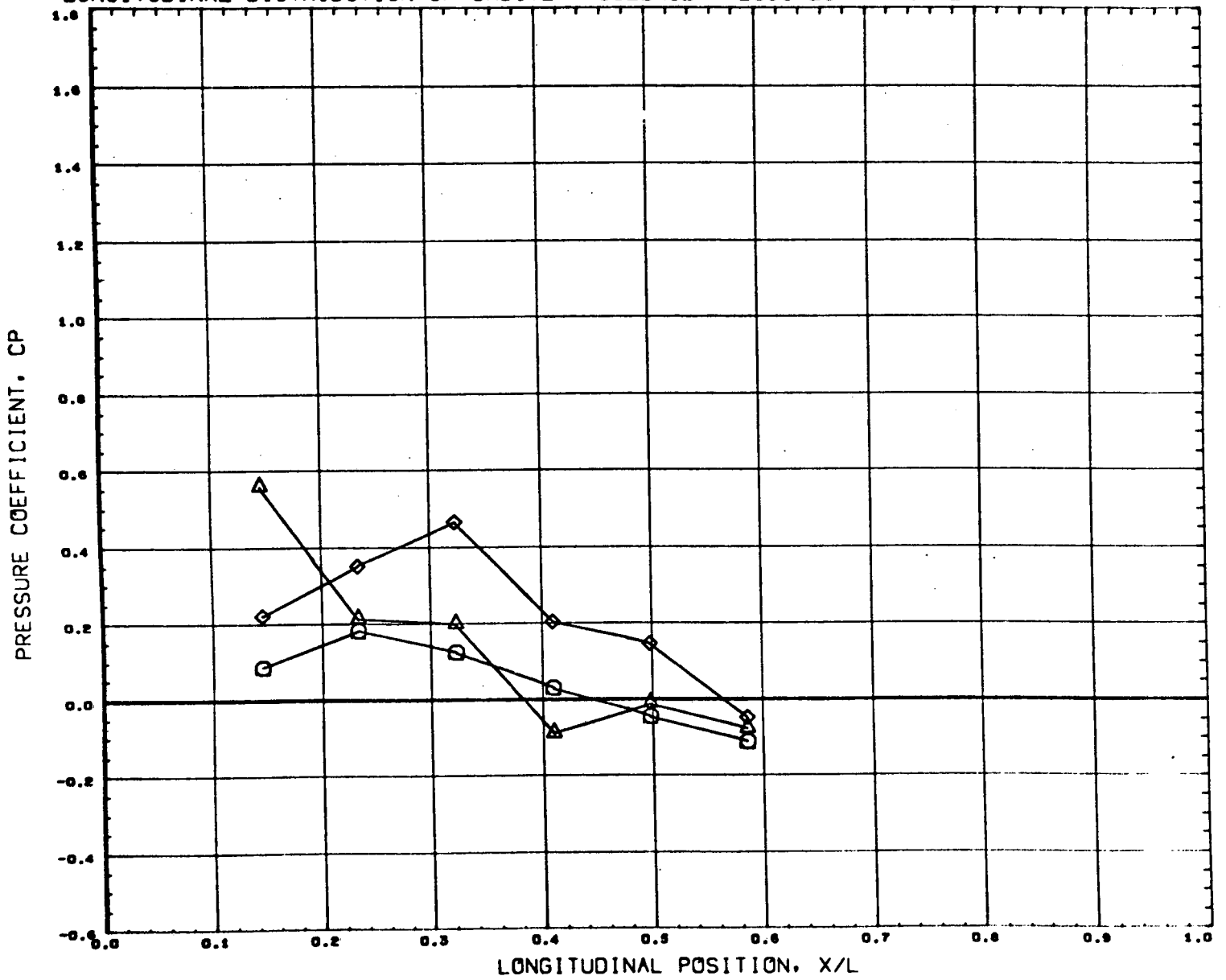


SYMBOL	DELTA X	Y/B	DELTA Z
○	0.144	0.000	0.191
△	0.103		
◇	0.226		

PARAMETRIC VALUES			
ALPHAB	9.009	MACH	2.000
ALPHA1	0.000	ORBPOW	0.000
BSTPOW	0.000		

REFERENCE FILE

# LONGITUDINAL DISTRIBUTION OF ORBITER FUSELAGE PRESSURES - MACH 2



SYMBOL	DELTA X	Y/B	DELTA Z
○	0.144	0.076	0.151
△	0.103		
◇	0.226		

PARAMETRIC VALUES			
ALPHAB	5.000	MACH	2.000
ALPHAI	0.000	ORBPOW	0.000
BSTPOW	0.000		

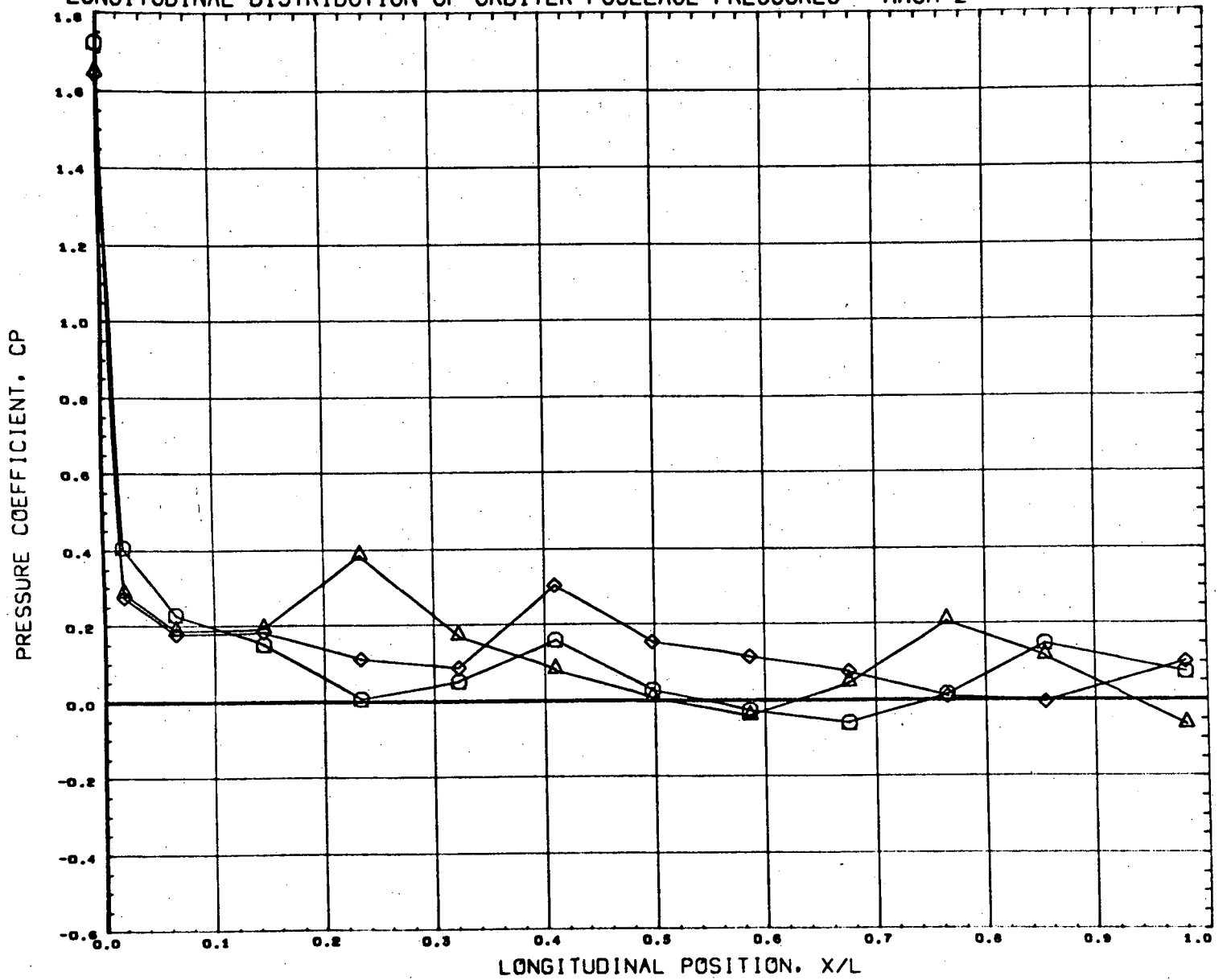
REFERENCE FILE

AEDC VA1163 MDAC ORBITER (BODY)

•FT8224•

PAGE 68

# LONGITUDINAL DISTRIBUTION OF ORBITER FUSELAGE PRESSURES - MACH 2



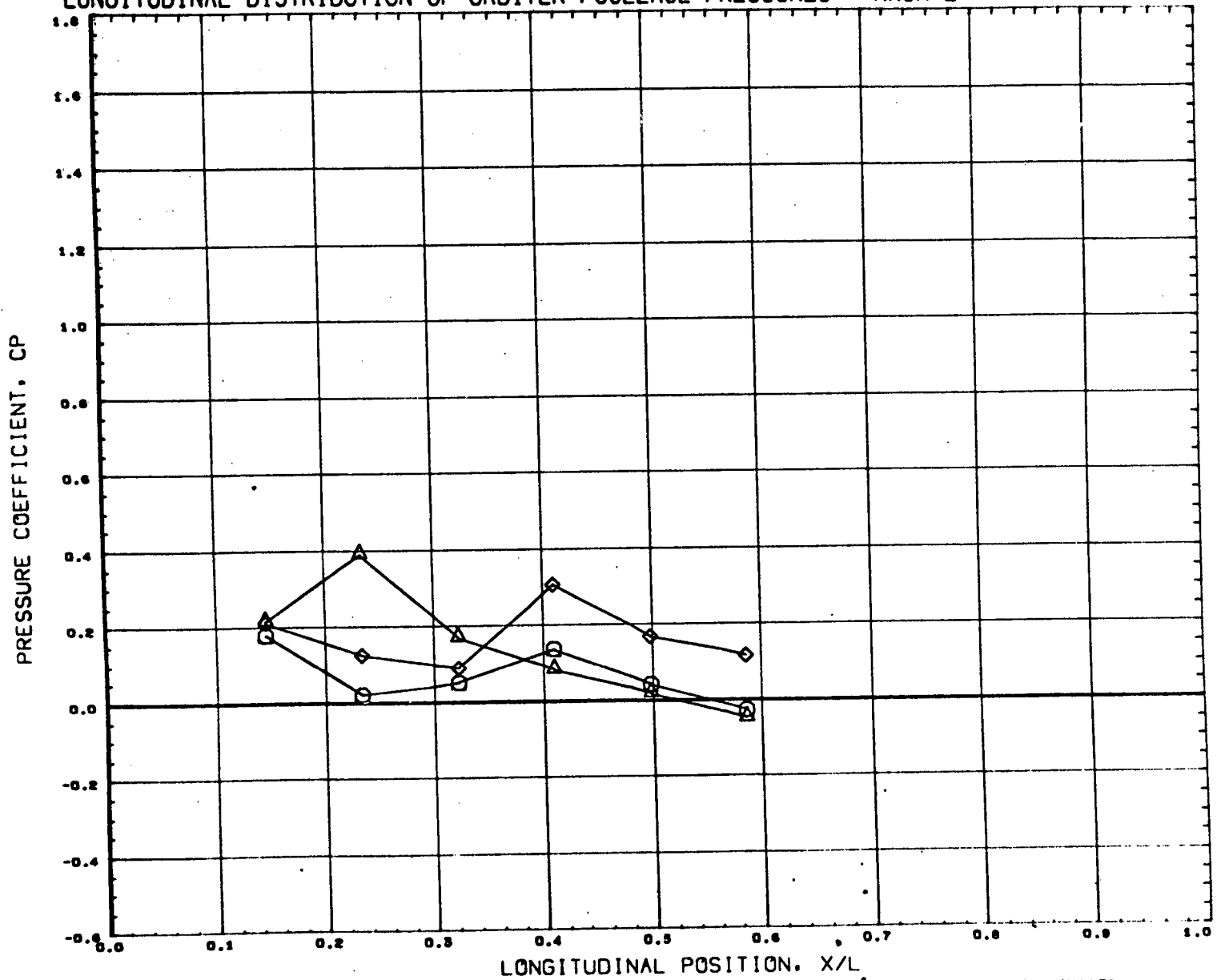
SYMBOL	DELTA X	Y/B	DELTA Z
○	0.144	0.000	0.226
△	0.103		
◇	0.226		

PARAMETRIC VALUES			
ALPHAB	5.009	MACH	2.000
ALPHA1	0.000	ORBPOW	0.000
BSTPOW	0.000		

REFERENCE FILE



# LONGITUDINAL DISTRIBUTION OF ORBITER FUSELAGE PRESSURES - MACH 2



SYMBOL	DELTA X	Y/B	DELTA Z
○	0.144	0.076	0.226
△	0.103		
◇	0.226		

PARAMETRIC VALUES			
ALPHAB	5.009	MACH	2.000
ALPHA1	0.000	ORBPOW	0.000
BSTPOW	0.000		

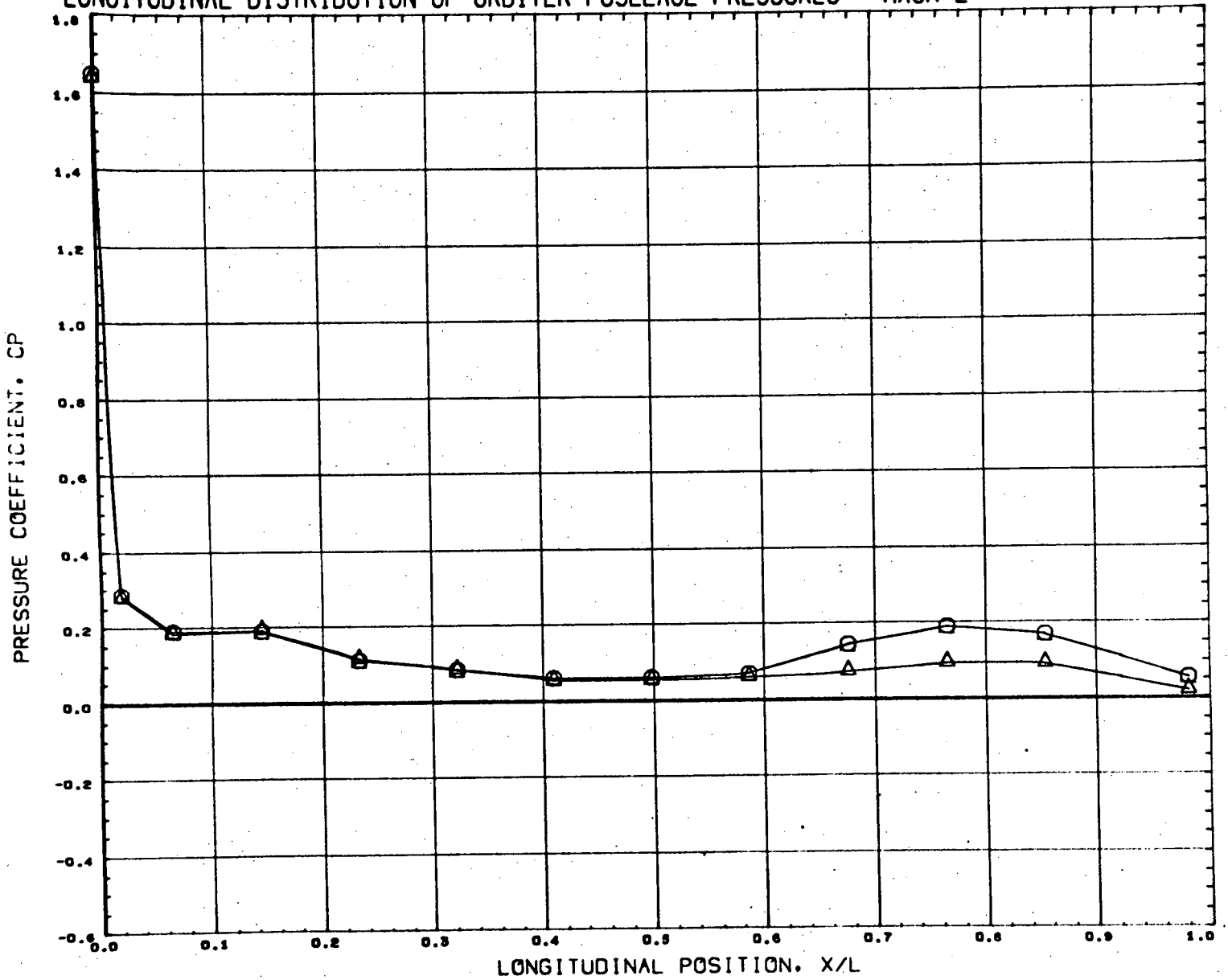
REFERENCE FILE

AEDC VA1163 MDAC ORBITER (BODY)

•FT8224•

PAGE 70

# LONGITUDINAL DISTRIBUTION OF ORBITER FUSELAGE PRESSURES - MACH 2



SYMBOL	DELTA X	Y/B	DELTA Z
○	0.391	0.000	0.908
△	0.520		

PARAMETRIC VALUES			
ALPHA <sub>B</sub>	5.009	MACH	2.000
ALPHA <sub>T</sub>	0.000	ORBPOW	0.000
BSTPCW	0.000		

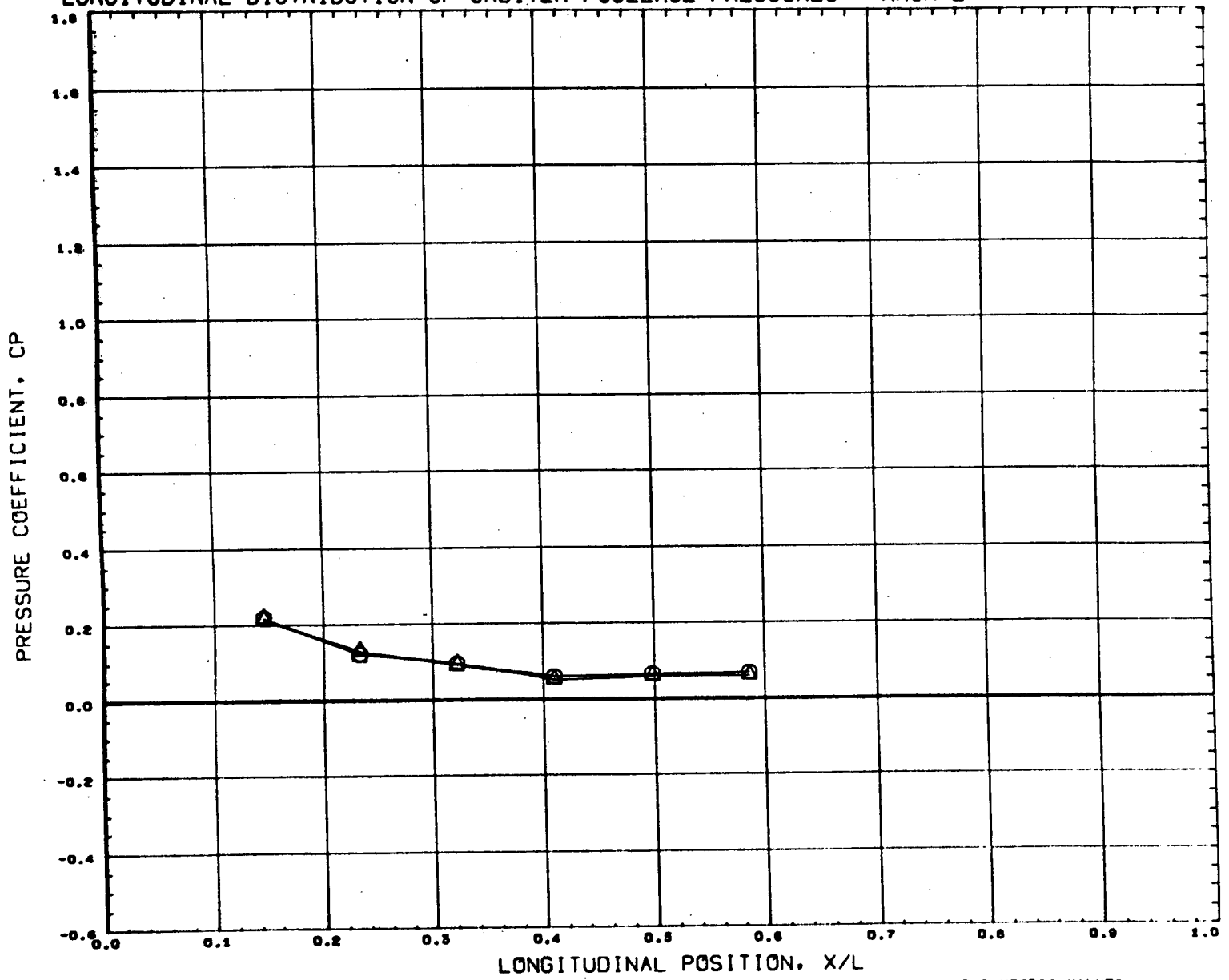
REFERENCE FILE

AEDC VA1163 MDAC ORBITER (BODY)

•FT8224•

PAGE 71

# LONGITUDINAL DISTRIBUTION OF ORBITER FUSELAGE PRESSURES - MACH 2



SYMBOL	DELTA X	Y/B	DELTA Z
○	0.391	0.076	0.908
△	0.920		

PARAMETRIC VALUES			
ALPHA B	5.009	MACH	2.000
ALPHA I	0.000	ORBPOW	0.000
BSTPOW	0.000		

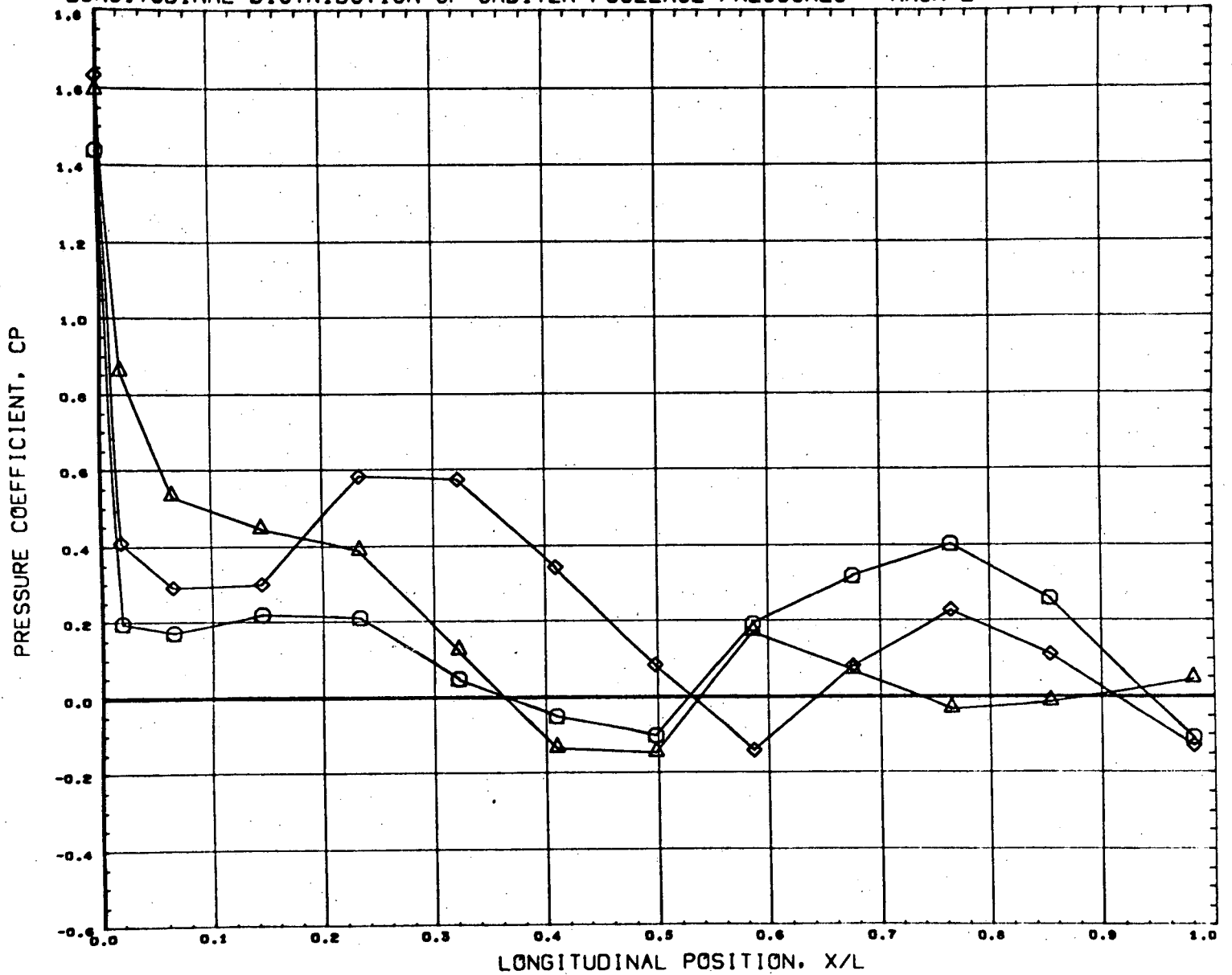
REFERENCE FILE

AEDC VA1163 MDAC ORBITER (BODY)

•FT8224•

PAGE 72

# LONGITUDINAL DISTRIBUTION OF ORBITER FUSELAGE PRESSURES - MACH 2

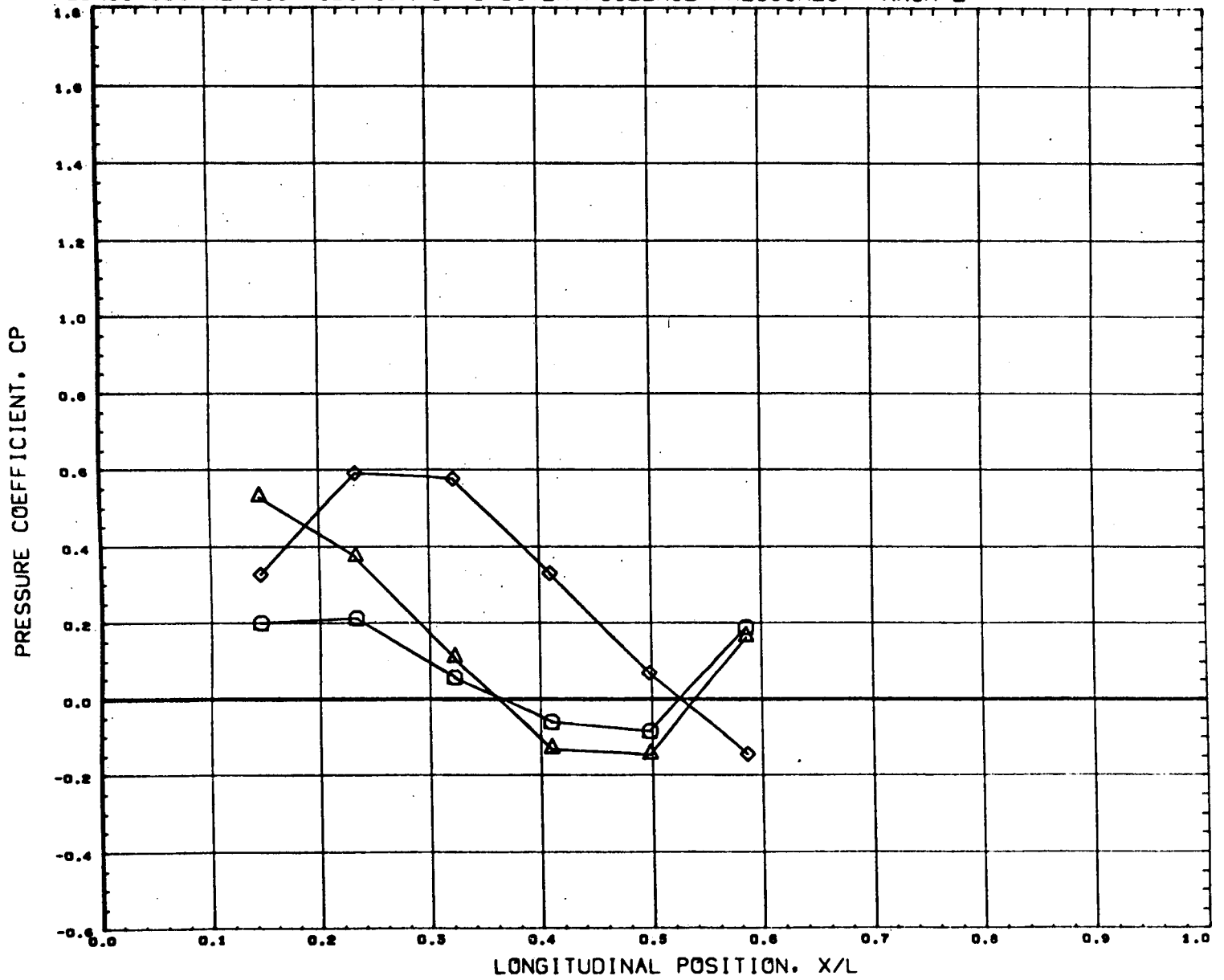


SYMBOL	DELTA X	Y/B	DELTA Z
○	0.143	0.000	0.120
△	0.103		
◇	0.226		

PARAMETRIC VALUES			
ALPHAB	10.002	MACH	2.000
ALPHA1	0.000	ORBPOW	0.000
BSTPCW	0.000		

REFERENCE FILE

# LONGITUDINAL DISTRIBUTION OF ORBITER FUSELAGE PRESSURES - MACH 2



SYMBOL	DELTA X	Y/B	DELTA Z
○	0.143	0.076	0.120
△	0.103		
◇	0.226		

PARAMETRIC VALUES			
ALPHAB	10.002	MACH	2.000
ALPHA I	0.000	ORBPOW	0.000
BSTPOW	0.000		

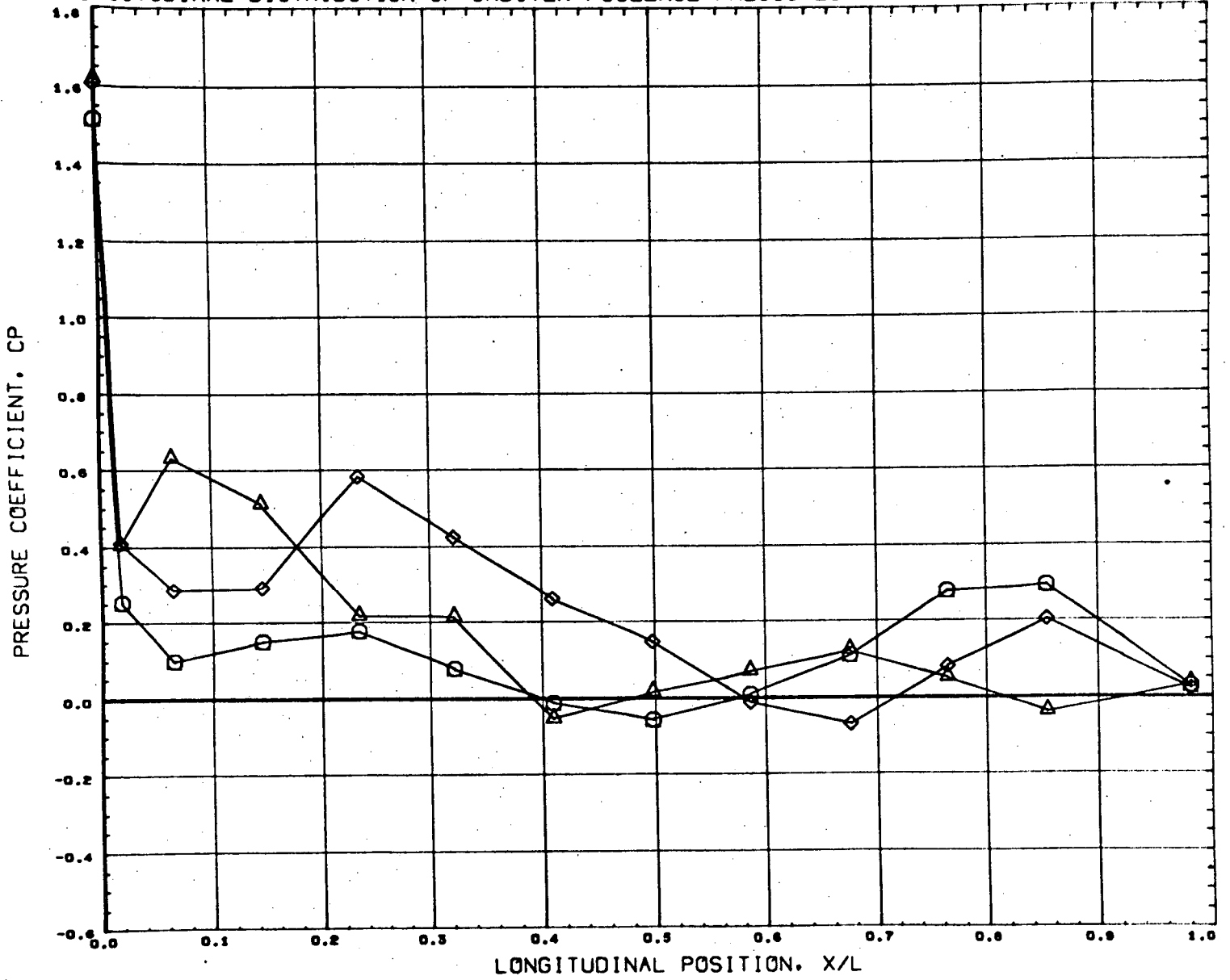
REFERENCE FILE

AEDC VA1163 MDAC ORBITER (BODY)

•FT8225•

PAGE 74

# LONGITUDINAL DISTRIBUTION OF ORBITER FUSELAGE PRESSURES - MACH 2



SYMBOL	DELTA X	Y/B	DELTA Z
○	0.144	0.000	0.151
△	0.103		
◇	0.226		

PARAMETRIC VALUES			
ALPHAB	10.002	MACH	2.000
ALPHA1	0.000	ORBPOW	0.000
BSTPOW	0.000		

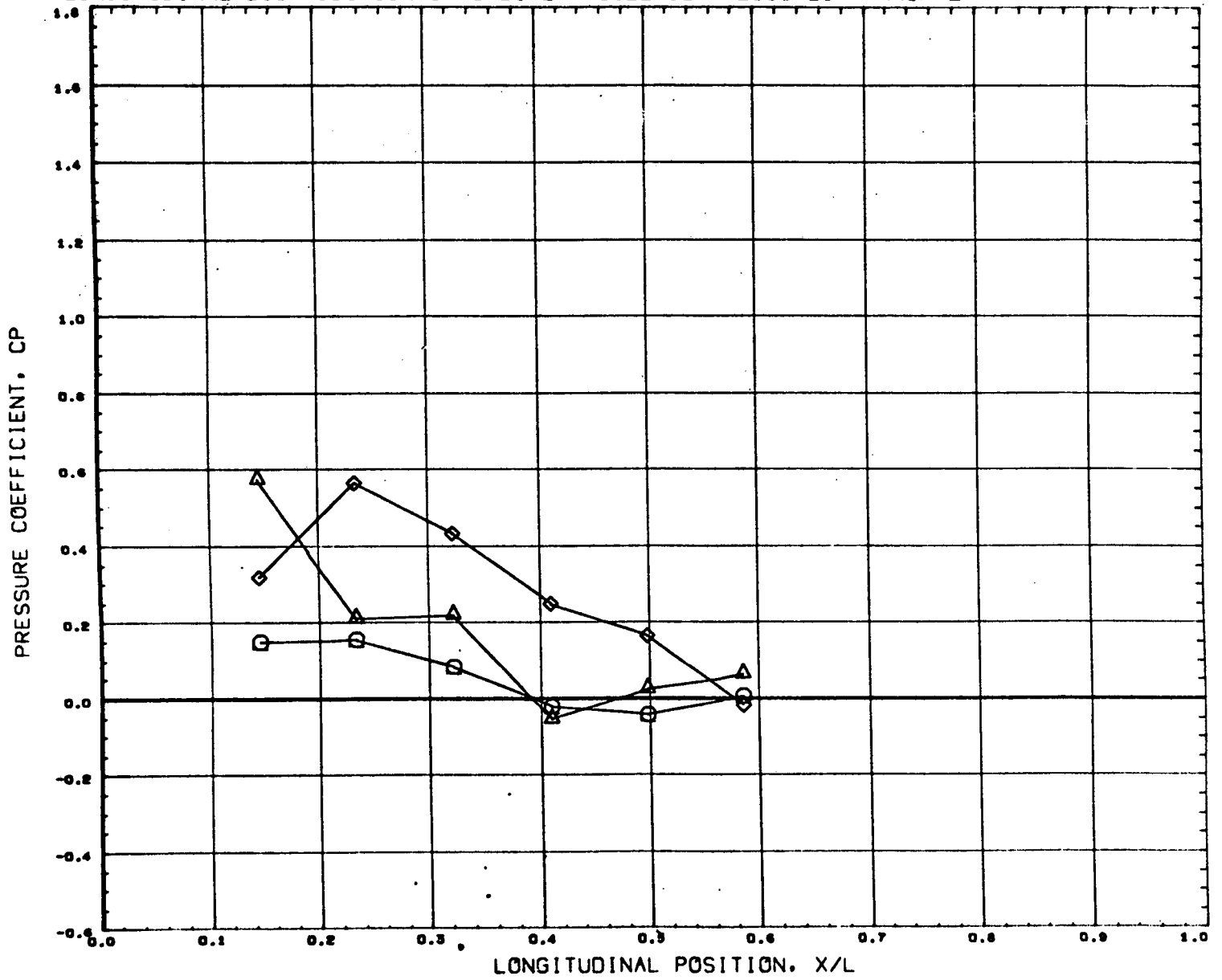
REFERENCE FILE

AEDC VA1163 MDAC ORBITER (BODY)

•FT8225•

PAGE 75

# LONGITUDINAL DISTRIBUTION OF ORBITER FUSELAGE PRESSURES - MACH 2



SYMBOL	DELTA X	Y/B	DELTA Z
○	0.144	0.076	0.151
△	0.103		
◇	0.226		

PARAMETRIC VALUES			
ALPHAB	10.002	MACH	2.000
ALPHA1	0.000	ORBPOW	0.000
BSTPOW	0.000		

REFERENCE FILE

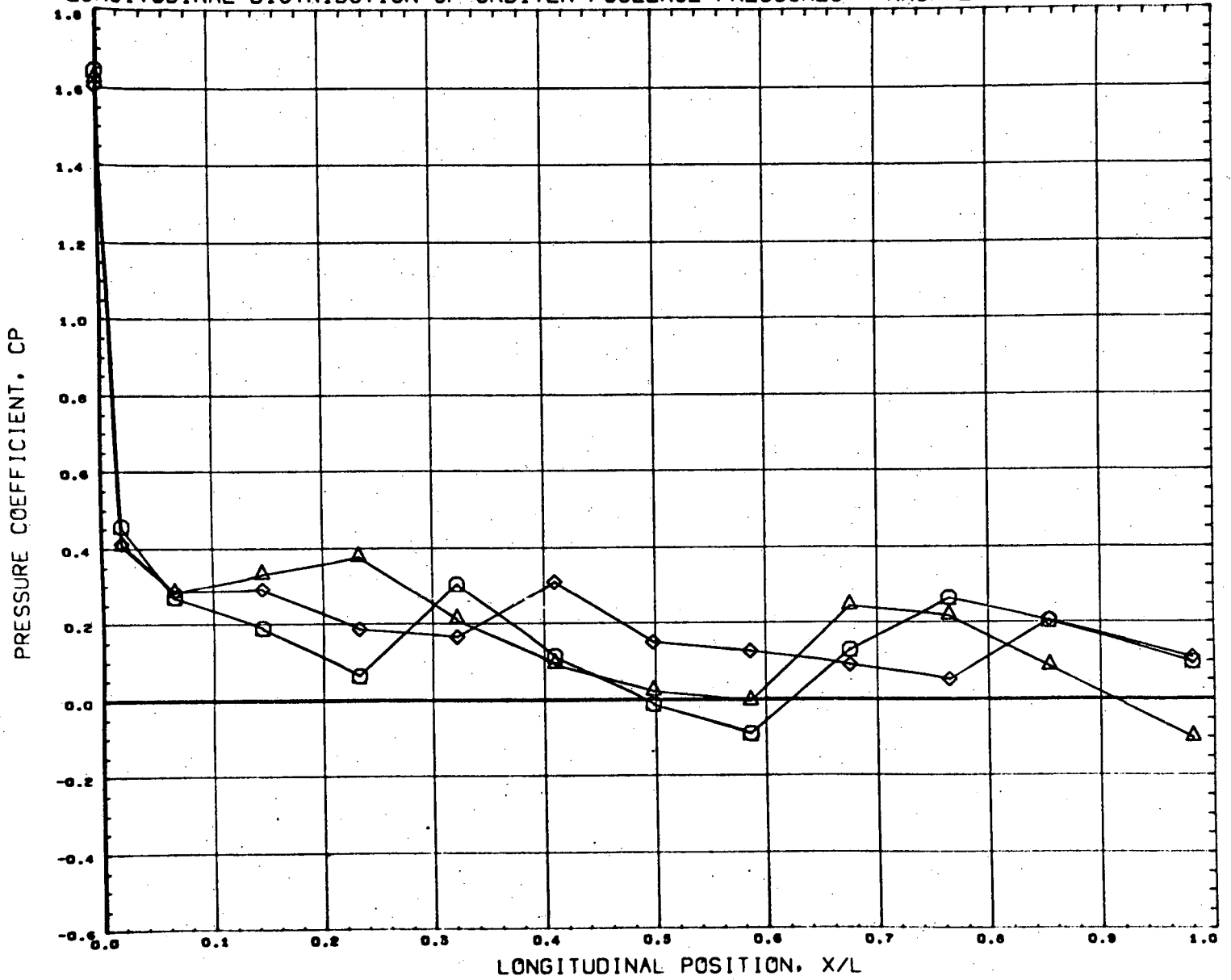
AEDC VA1163 MDAC ORBITER (BODY)

•FT8225•

PAGE 76

3/11

# LONGITUDINAL DISTRIBUTION OF ORBITER FUSELAGE PRESSURES - MACH 2



SYMBOL	DELTA X	Y/B	DELTA Z
○	0.144	0.000	0.228
△	0.103		
◇	0.226		

PARAMETRIC VALUES			
ALPHAB	10.002	MACH	2.000
ALPHA1	0.000	ORBPOW	0.000
BSTPOW	0.000		

REFERENCE FILE

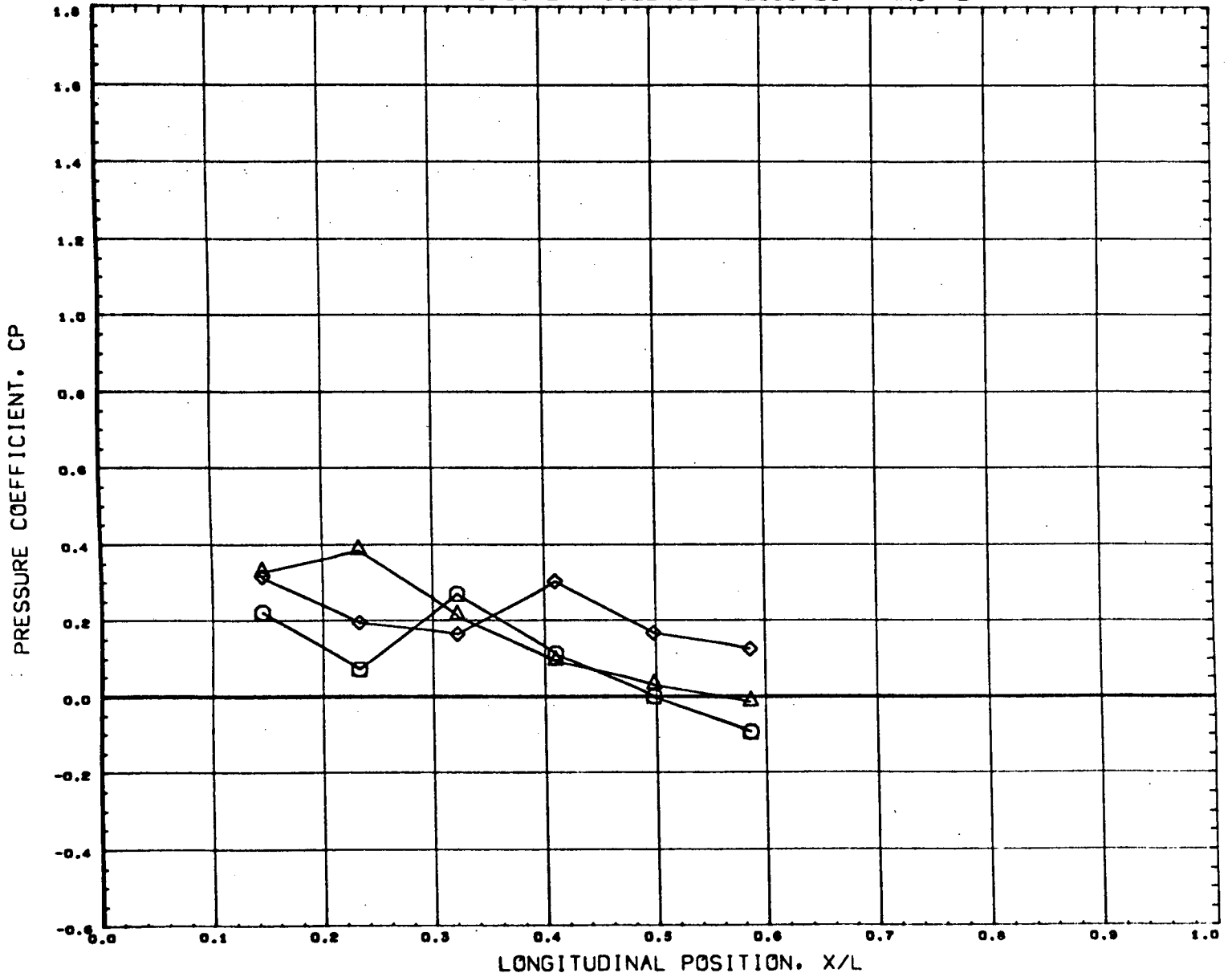
AEOC VA1163 MDAC ORBITER (BODY)

•FT8225•

PAGE 77



# LONGITUDINAL DISTRIBUTION OF ORBITER FUSELAGE PRESSURES - MACH 2



SYMBOL	DELTA X	Y/B	DELTA Z
○	0.144	0.076	0.226
△	0.103		
◇	0.226		

PARAMETRIC VALUES			
ALPHAB	10.002	MACH	2.000
ALPHAI	0.000	ORBPOW	0.000
BSTPOW	0.000		

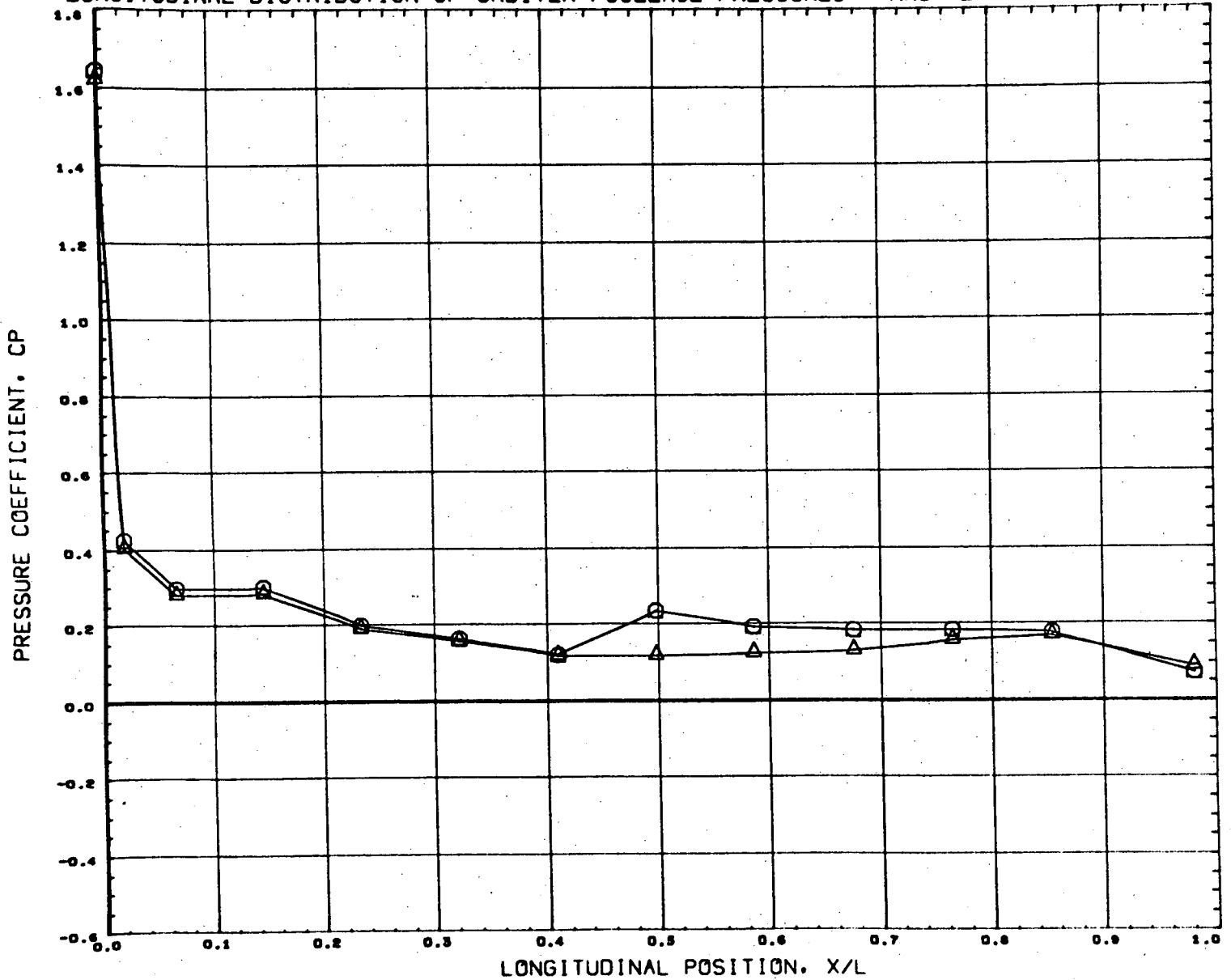
REFERENCE FILE

AEDC VA1163 MDAC ORBITER (BODY)

•FT8225•

PAGE 78

# LONGITUDINAL DISTRIBUTION OF ORBITER FUSELAGE PRESSURES - MACH 2

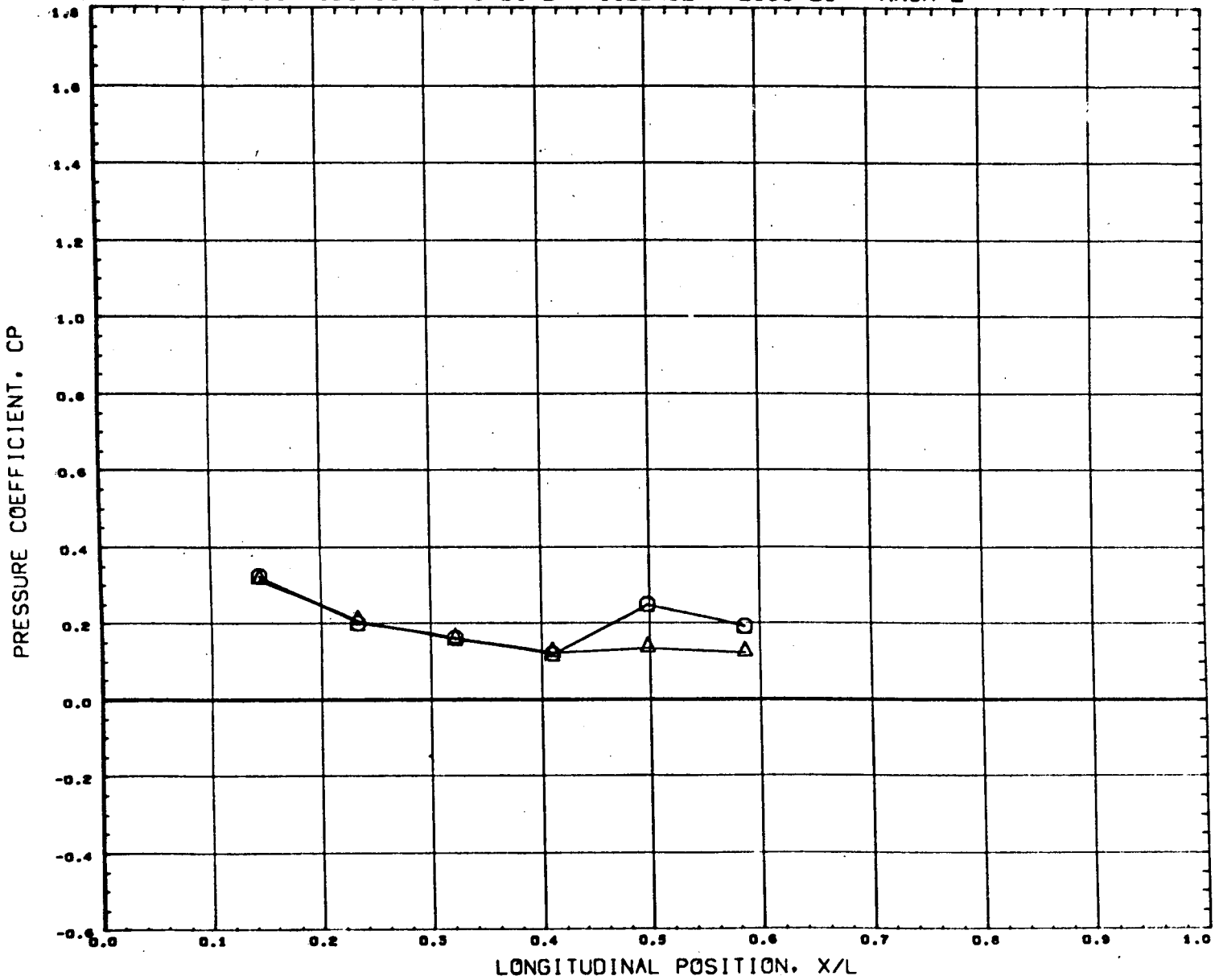


SYMBOL	DELTA X	Y/B	DELTA Z
○	0.390	0.000	0.908
△	0.520		

PARAMETRIC VALUES			
ALPHAB	10.002	MACH	2.000
ALPHA1	0.000	ORBPOW	0.000
BSTPOW	0.000		

REFERENCE FILE

# LONGITUDINAL DISTRIBUTION OF ORBITER FUSELAGE PRESSURES - MACH 2



SYMBOL	DELTA X	Y/B	DELTA Z
□	0.390	0.076	0.908
△	0.520		

PARAMETRIC VALUES			
ALPHAB	10.002	MACH	2.000
ALPHA1	0.000	ORBPOW	0.000
BSTPOW	0.000		

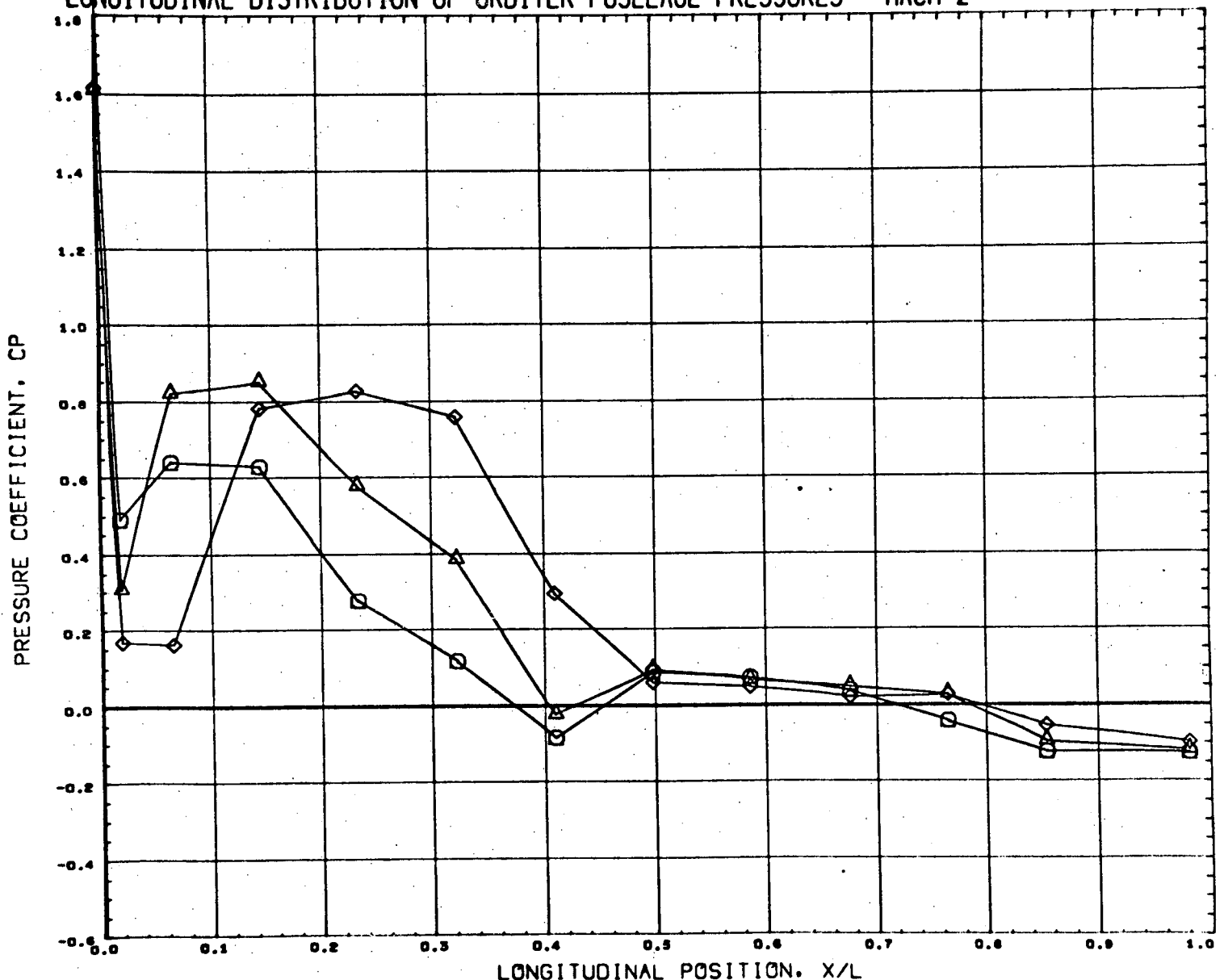
REFERENCE FILE

AEDC VA1163 MDAC ORBITER (BODY)

•FT8225•

PAGE 80

# LONGITUDINAL DISTRIBUTION OF ORBITER FUSELAGE PRESSURES - MACH 2



SYMBOL	DELTA X	Y/B	DELTA Z
○	0.041	0.000	0.105
△	0.103		
◇	0.169		

PARAMETRIC VALUES			
ALPHAB	9.980	MACH	2.000
ALPHA1	0.000	ORBPOW	0.000
BSTPOW	0.000		

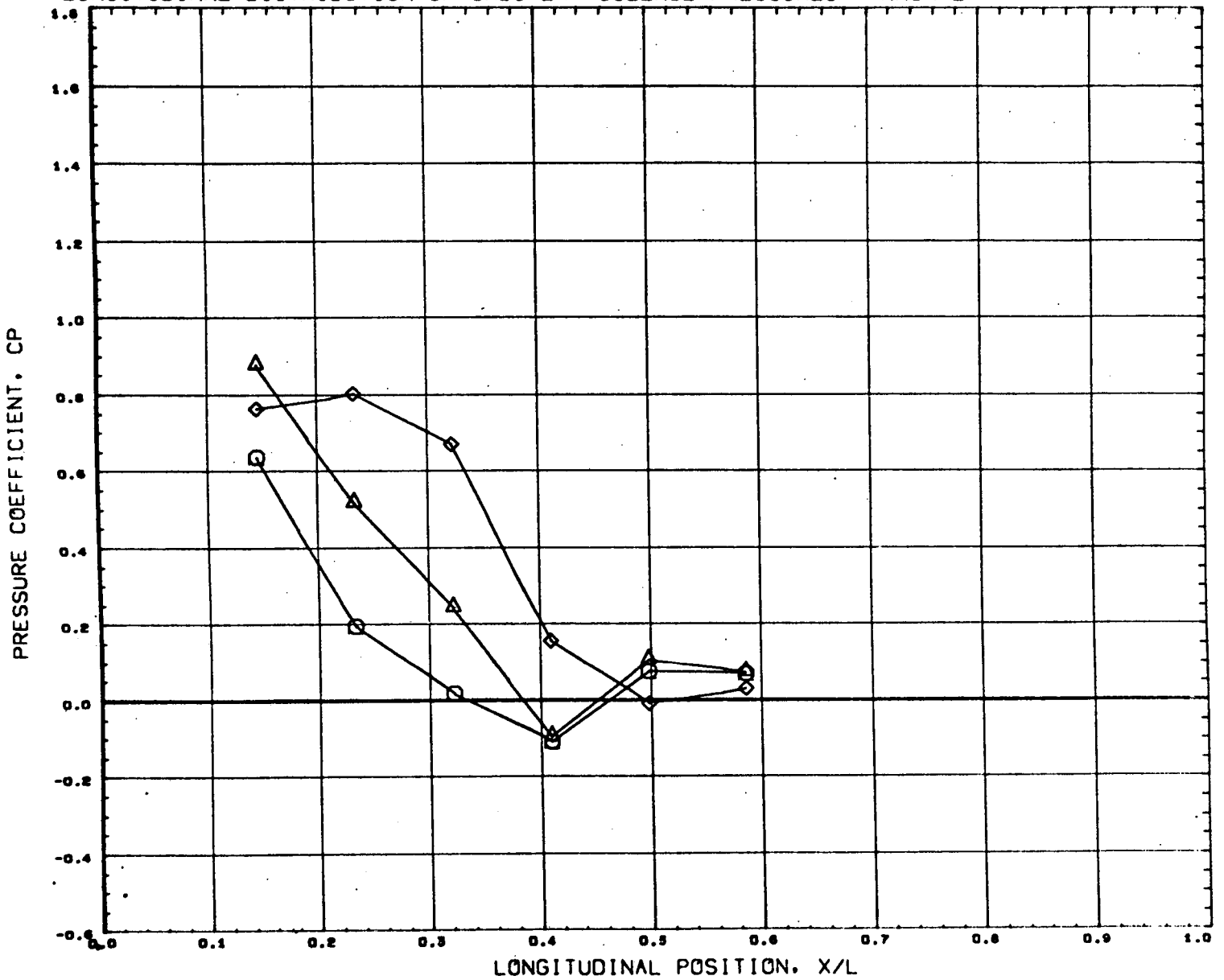
REFERENCE FILE

AEDC VA1163 MDAC ORBITER (BODY)

•FT8231•

PAGE 81

# LONGITUDINAL DISTRIBUTION OF ORBITER FUSELAGE PRESSURES - MACH 2



SYMBOL	DELTA X	Y/B	DELTA Z
○	0.041	0.076	0.105
△	0.103		
◇	0.165		

PARAMETRIC VALUES			
ALPHAB	9.960	MACH	2.000
ALPHA1	0.000	ORBPOW	0.000
BSTPOW	0.000		

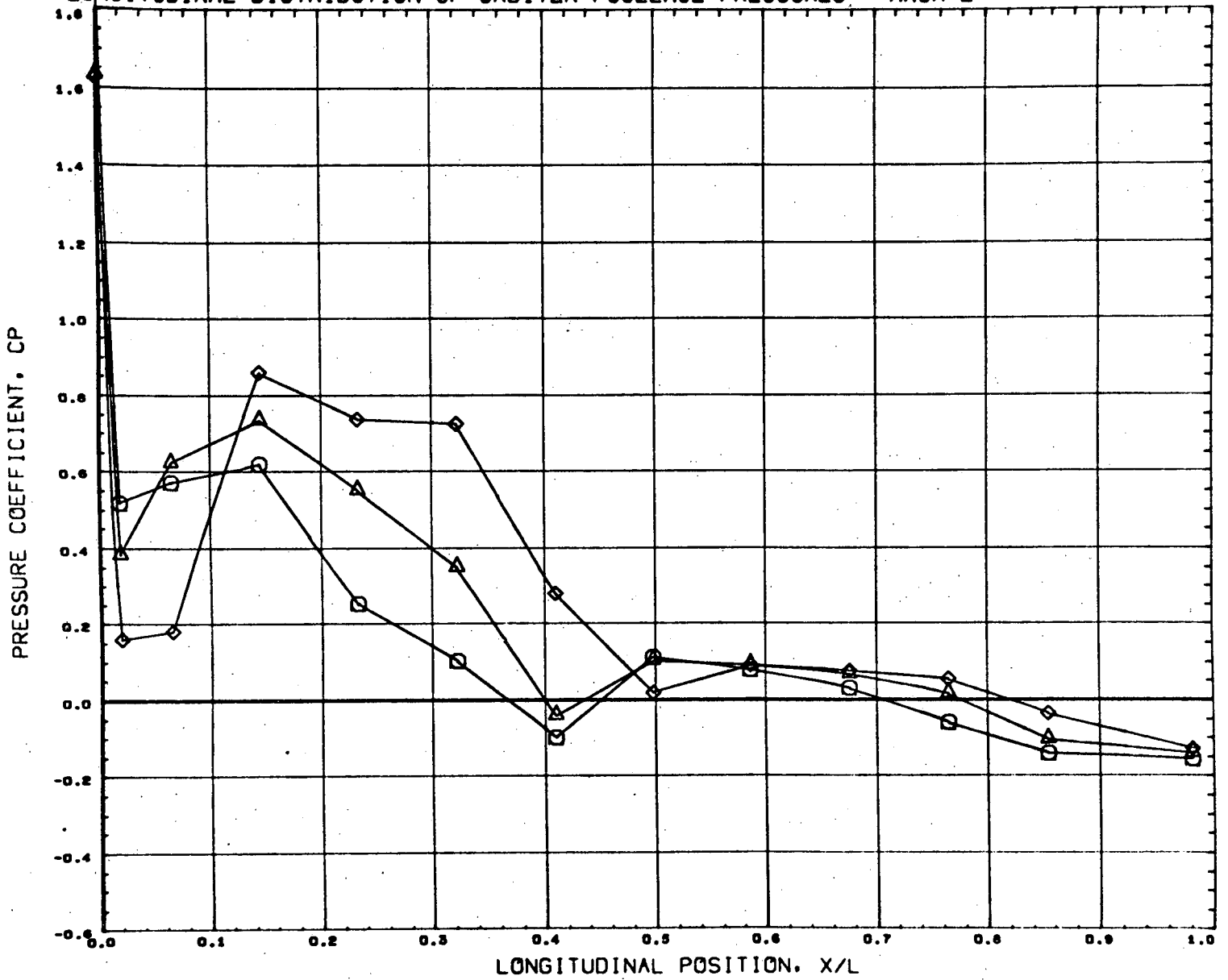
REFERENCE FILE

AEDC VA1163 MDAC ORBITER (BODY)

•FT8231•

PAGE 82

# LONGITUDINAL DISTRIBUTION OF ORBITER FUSELAGE PRESSURES - MACH 2



SYMBOL	DELTA X	Y/B	DELTA Z
○	0.041	0.000	0.105
△	0.103		
◇	0.165		

PARAMETRIC VALUES			
ALPHA	4.966	MACH	2.000
ALPHA1	0.000	ORBPOW	0.000
BSTPOW	0.000		

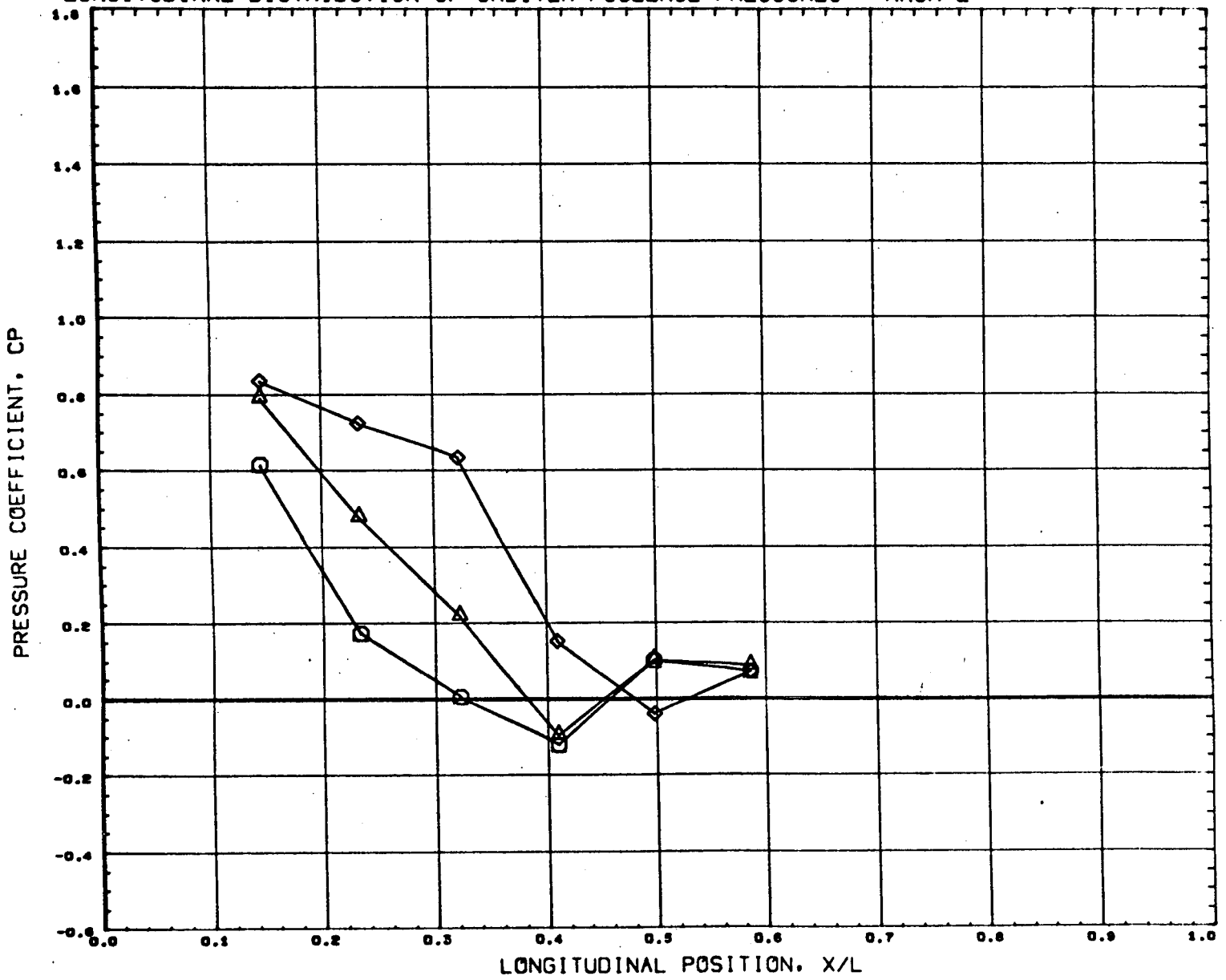
REFERENCE FILE

AEDC VA1163 MDAC ORBITER (BODY)

•FT8232•

PAGE 83

# LONGITUDINAL DISTRIBUTION OF ORBITER FUSELAGE PRESSURES - MACH 2



SYMBOL	DELTA X	Y/B	DELTA Z
○	0.041	0.076	0.105
△	0.103		
◇	0.165		

PARAMETRIC VALUES			
ALPHAB	- 4.966	MACH	2.000
ALPHAT	0.000	ORBPOW	0.000
BSTPOW	0.000		

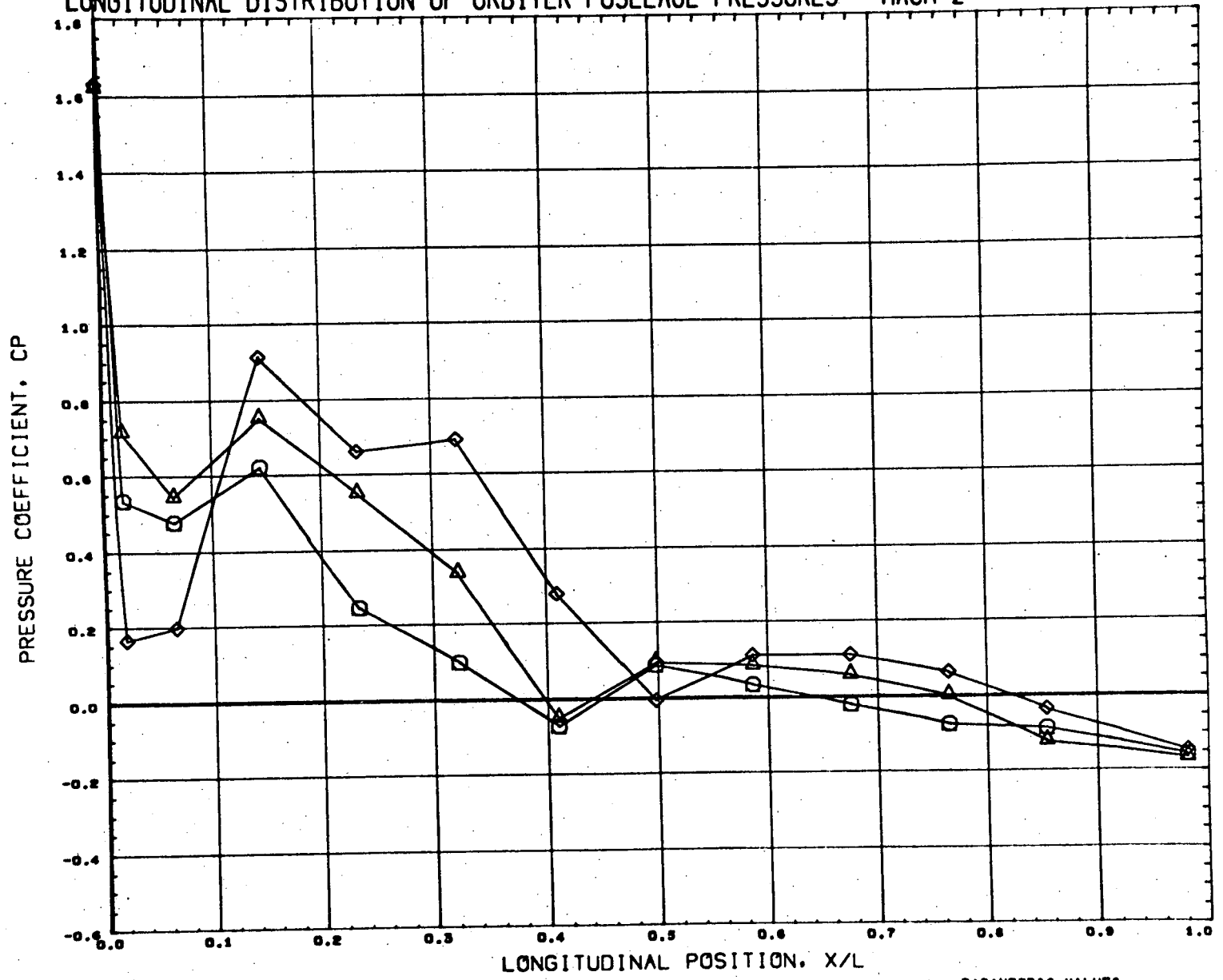
REFERENCE FILE

AEDC VA1163 MDAC ORBITER (BODY)

•FT8232•

PAGE 84

# LONGITUDINAL DISTRIBUTION OF ORBITER FUSELAGE PRESSURES - MACH 2

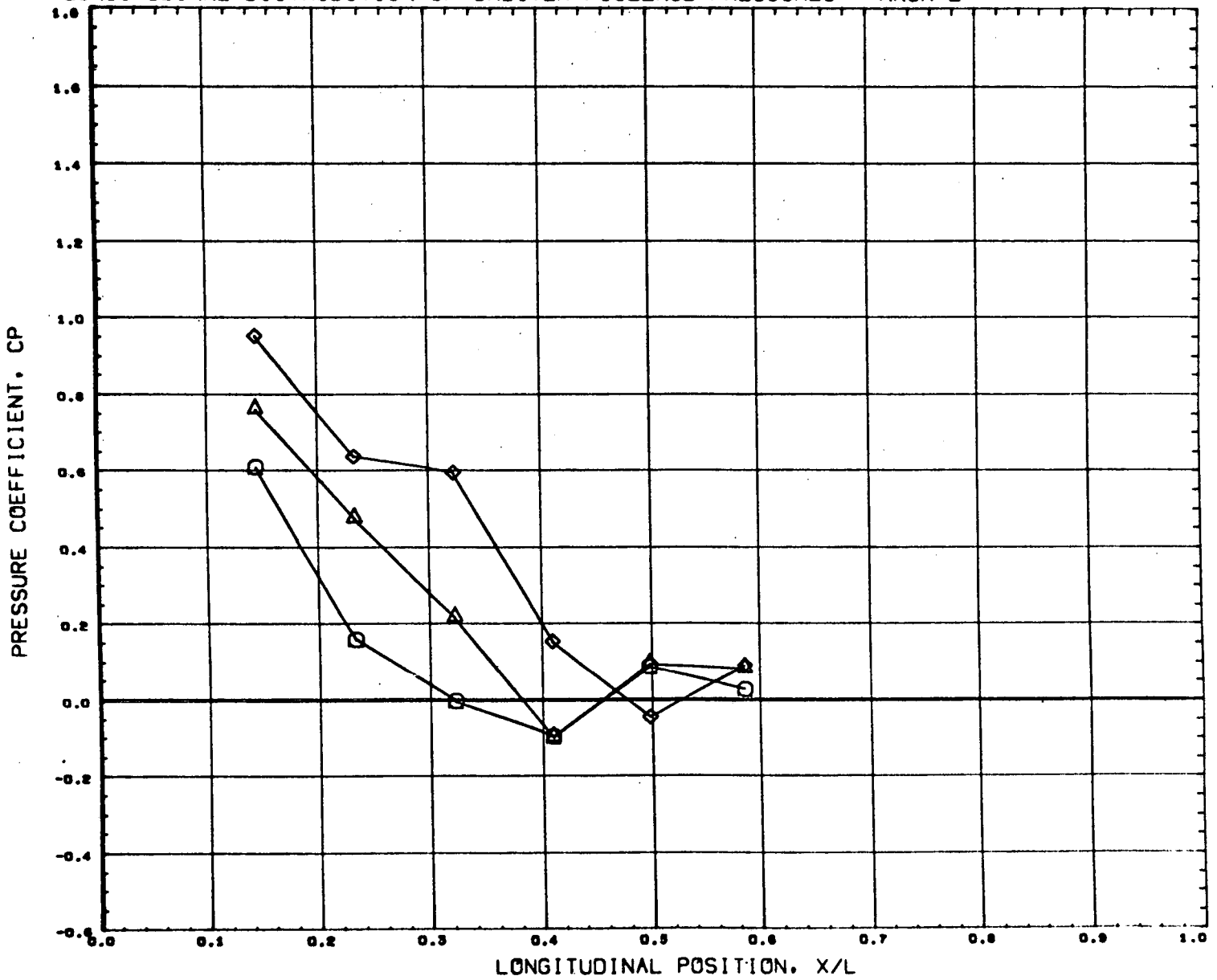


<b>SYMBOL</b>	<b>DELTA X</b>	<b>Y/B</b>	<b>DELTA Z</b>		<b>PARAMETRIC VALUES</b>			
○	0.041	0.000	0.105		<b>ALPHAB</b>	0.000	<b>MACH</b>	2.000
△	0.103				<b>ALPHA I</b>	0.000	<b>ORBPOW</b>	0.000
◇	0.165				<b>BSTPOW</b>	0.000		

REFERENCE FILE



# LONGITUDINAL DISTRIBUTION OF ORBITER FUSELAGE PRESSURES - MACH 2



SYMBOL	DELTA X	Y/B	DELTA Z
○	0.041	0.076	0.105
△	0.103		
◇	0.165		

PARAMETRIC VALUES			
ALPHA B	0.000	MACH	2.000
ALPHA I	0.000	ORBPOW	0.000
BSTPOW	0.000		

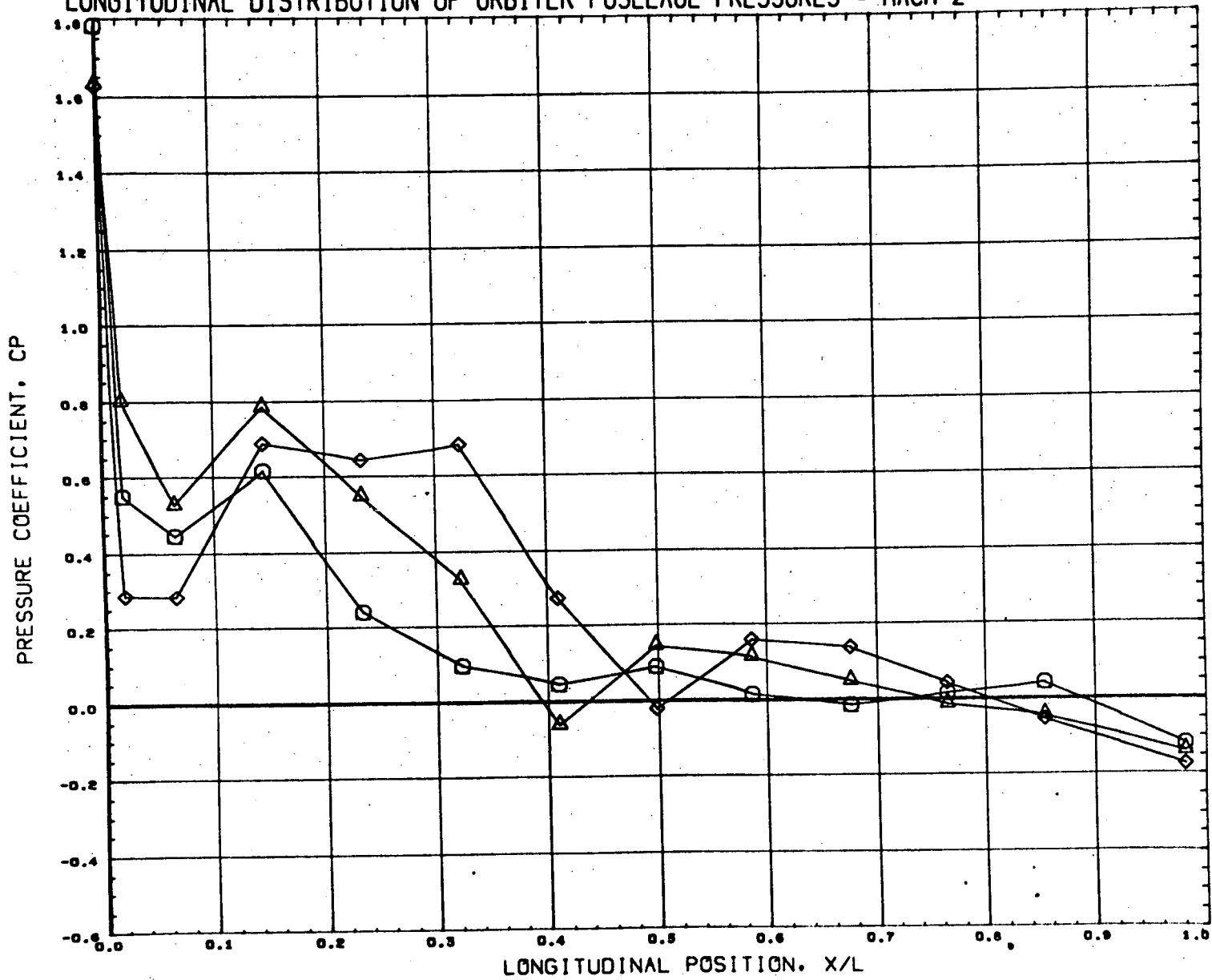
REFERENCE FILE

AEDC VA1163 MDAC ORBITER (BODY)

•FT8233•

PAGE 86

# LONGITUDINAL DISTRIBUTION OF ORBITER FUSELAGE PRESSURES - MACH 2



SYMBOL	DELTA X	Y/B	DELTA Z
○	0.041	0.000	0.105
△	0.103		
◇	0.165		

PARAMETRIC VALUES			
ALPHAB	3.033	MACH	2.000
ALPHA1	0.000	ORBPOW	0.000
BSTPOW	0.000		

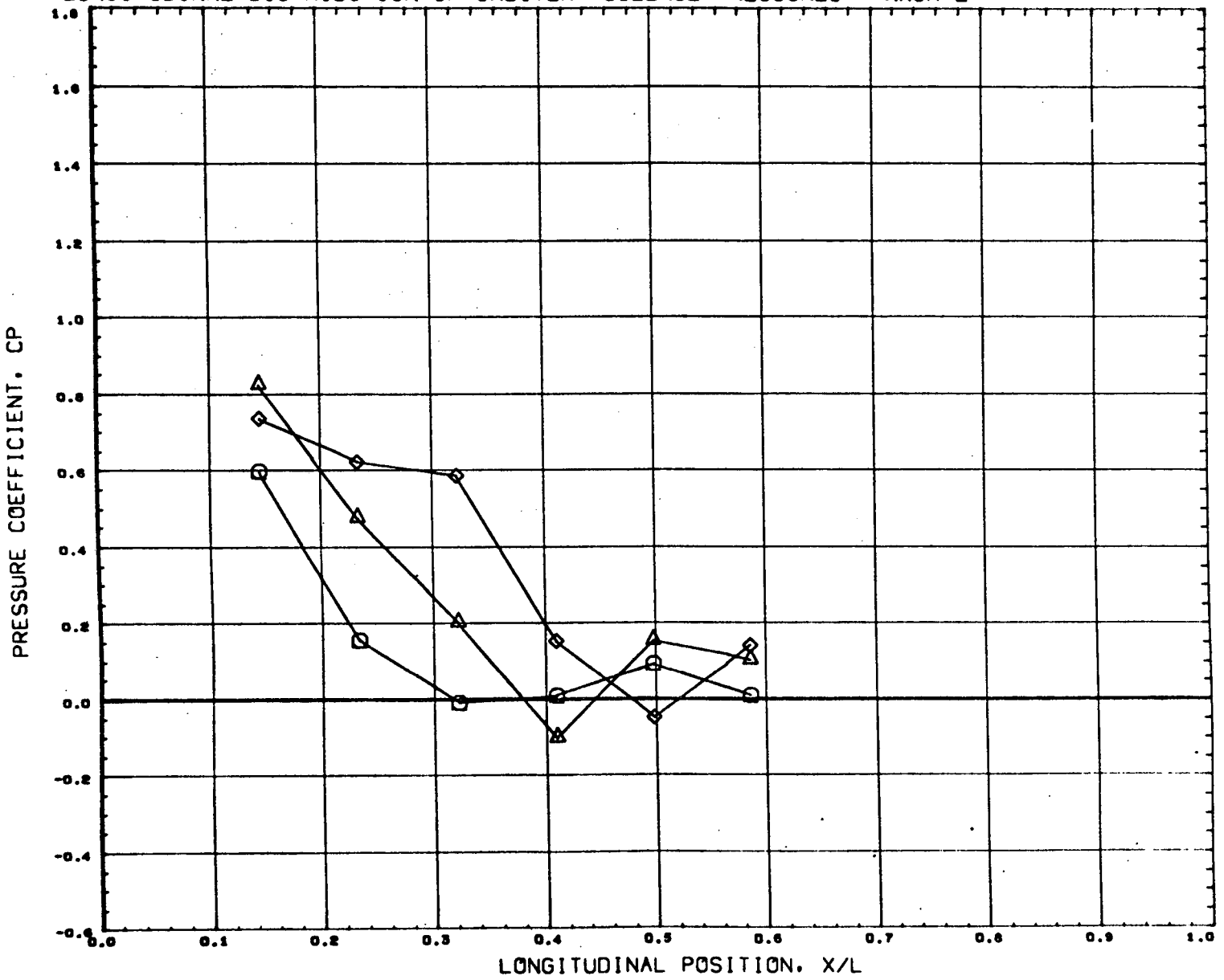
REFERENCE FILE

AEDC VA1163 MDAC ORBITER (BODY)

•FT8234•

PAGE 87

# LONGITUDINAL DISTRIBUTION OF ORBITER FUSELAGE PRESSURES - MACH 2



SYMBOL	DELTA X	Y/B	DELTA Z
○	0.041	0.076	0.103
△	0.103		
◇	0.165		

PARAMETRIC VALUES			
ALPHAB	5.033	MACH	2.000
ALPHA1	0.000	ORBPOW	0.000
BSTPOW	0.000		

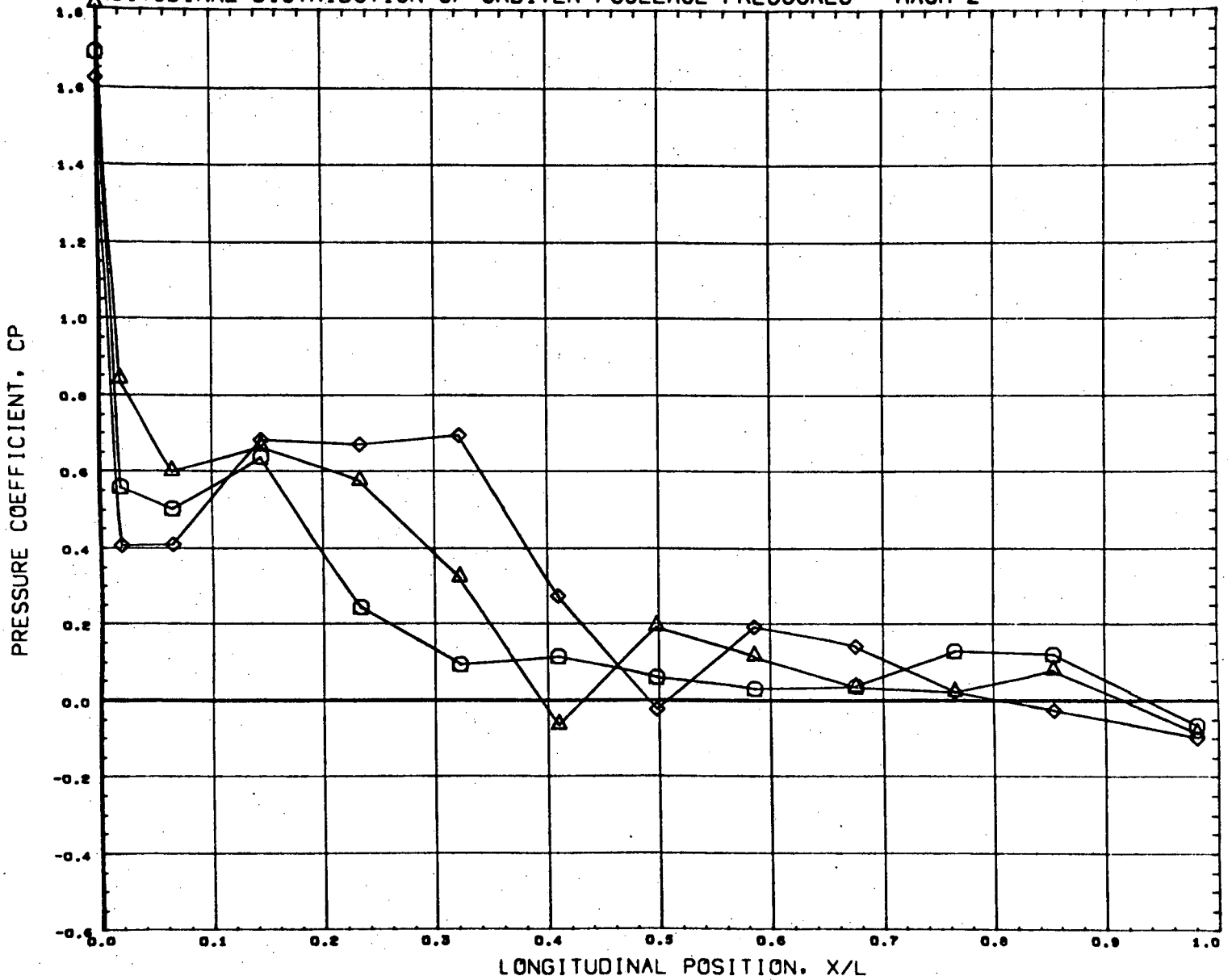
REFERENCE FILE

AEDC VA1163 MDAC ORBITER (BODY)

•FT8234•

PAGE 88

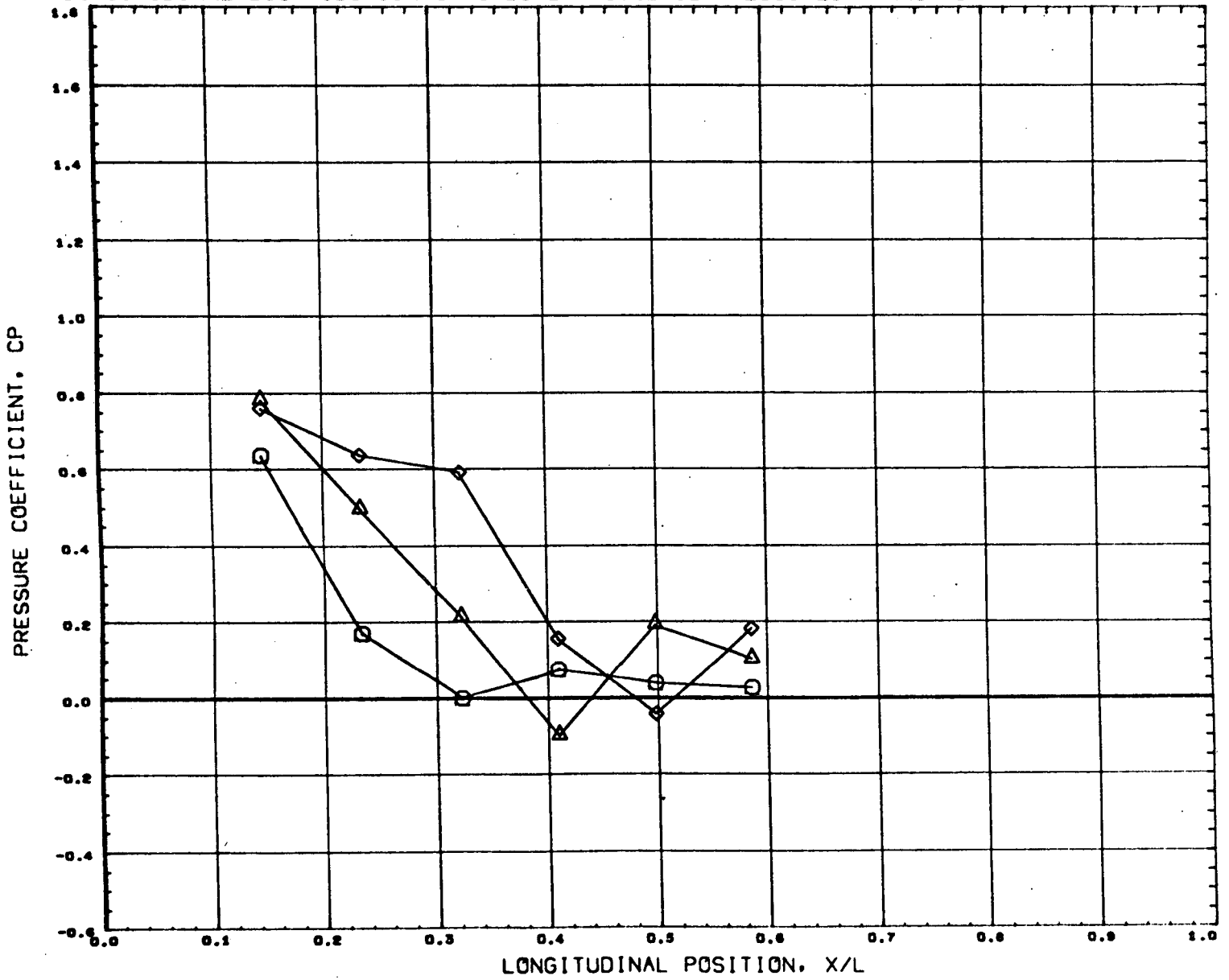
# LONGITUDINAL DISTRIBUTION OF ORBITER FUSELAGE PRESSURES - MACH 2



SYMBOL	DELTA X	Y/B	DELTA Z	PARAMETRIC VALUES			
○	0.041	0.000	0.105	ALPHAB	9.996	MACH	2.000
△	0.103			ALPHA1	0.000	ORBPOW	0.000
◇	0.165			BSTPOW	0.000		

REFERENCE FILE

# LONGITUDINAL DISTRIBUTION OF ORBITER FUSELAGE PRESSURES - MACH 2



SYMBOL	DELTA X	Y/B	DELTA Z
○	0.041	0.076	0.103
△	0.103		
◇	0.165		

PARAMETRIC VALUES			
ALPHAB	9.996	MACH	2.000
ALPHA1	0.000	ORBPOW	0.000
BSTPOW	0.000		

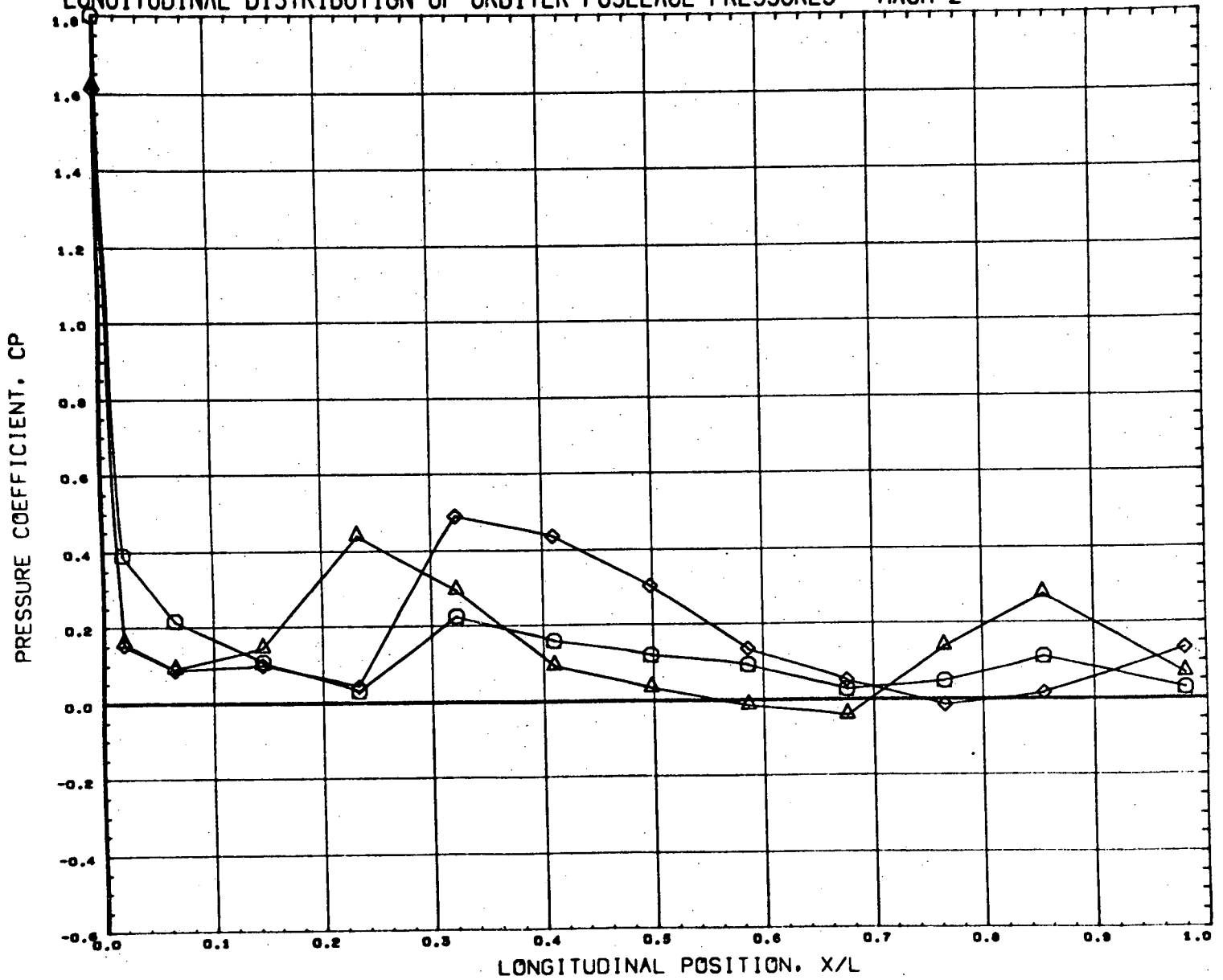
REFERENCE FILE

AEDC VA1163 MDAC ORBITER (BODY)

•FT8235•

PAGE 90

# LONGITUDINAL DISTRIBUTION OF ORBITER FUSELAGE PRESSURES - MACH 2



SYMBOL	DELTA X	Y/B	DELTA Z
○	0.143	0.000	0.151
△	0.103		
◇	0.226		

PARAMETRIC VALUES			
ALPHAB	4.926	MACH	2.000
ALPHA1	5.000	ORBPOW	100.000
BSTPOW	50.000		

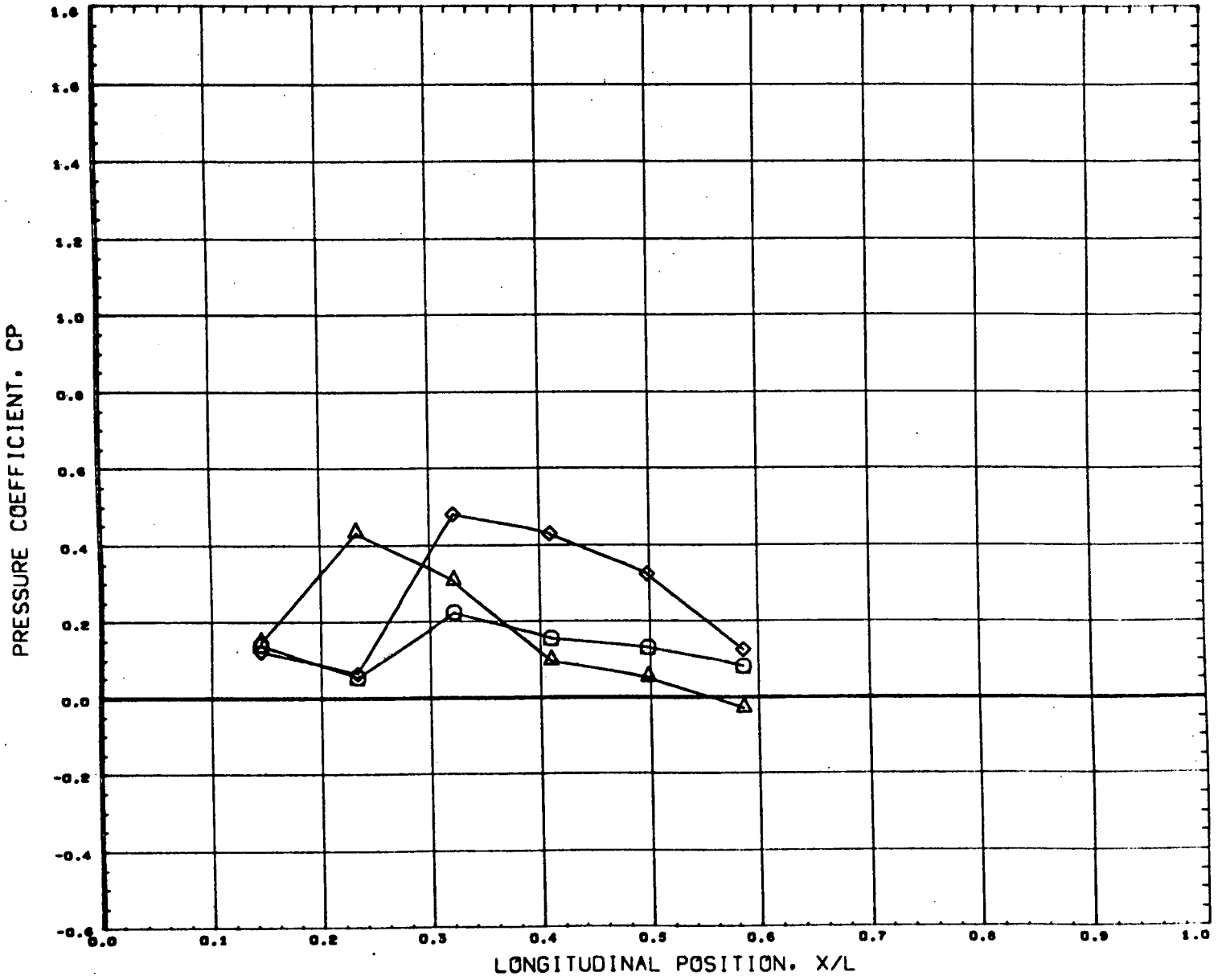
REFERENCE FILE

AEDC VA1163 MDAC ORBITER (BODY)

•FT8242•

PAGE 91

# LONGITUDINAL DISTRIBUTION OF ORBITER FUSELAGE PRESSURES - MACH 2



SYMBOL	DELTA X	Y/B	DELTA Z
○	0.143	0.076	0.151
△	0.103		
◇	0.226		

PARAMETRIC VALUES			
ALPHAB	4.926	MACH	2.000
ALPHA1	5.000	ORBPOW	100.000
BSTPOW	50.000		

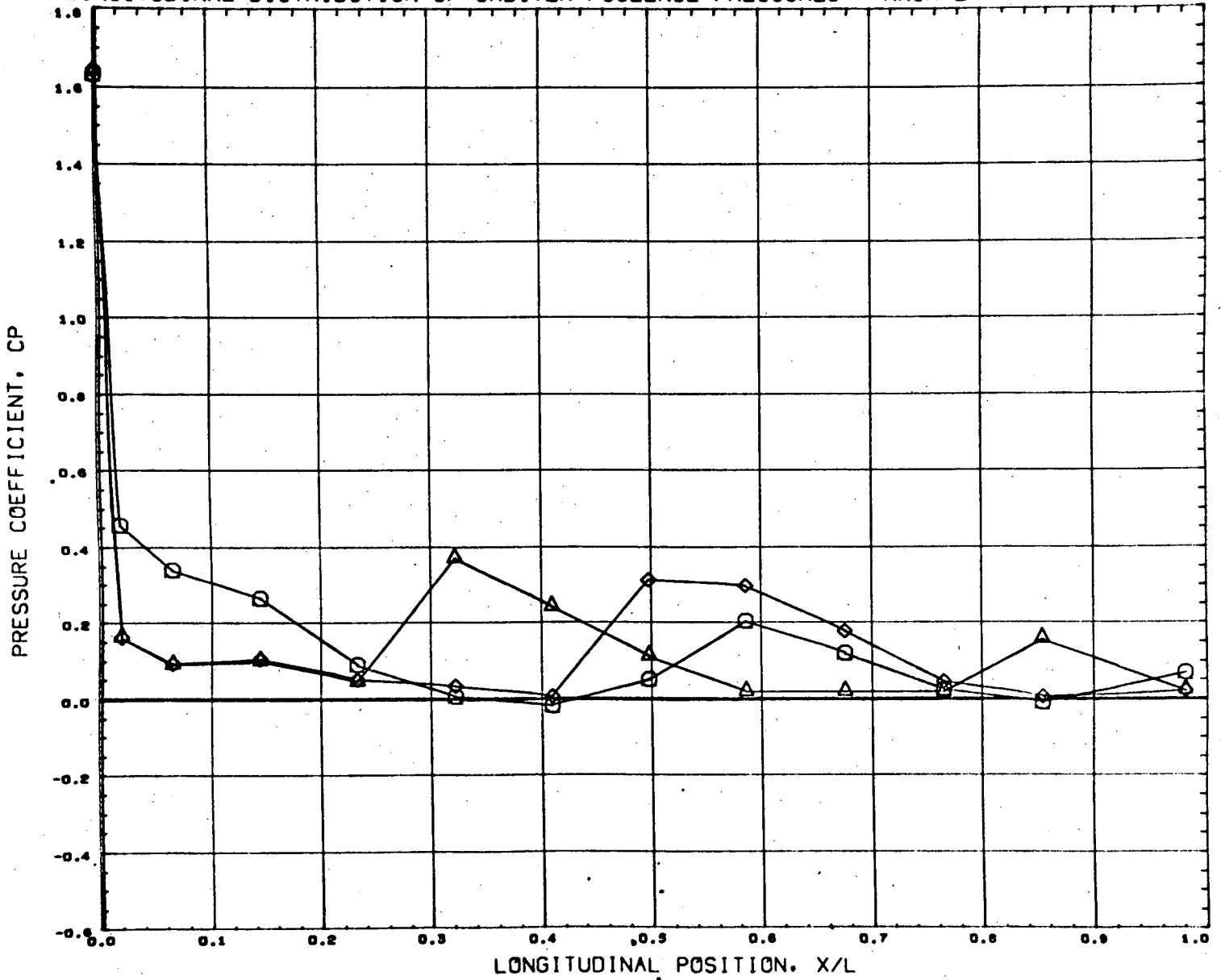
REFERENCE FILE

AEDC VA1163 MDAC ORBITER (BODY)

•FT8242•

PAGE 92

# LONGITUDINAL DISTRIBUTION OF ORBITER FUSELAGE PRESSURES - MACH 2



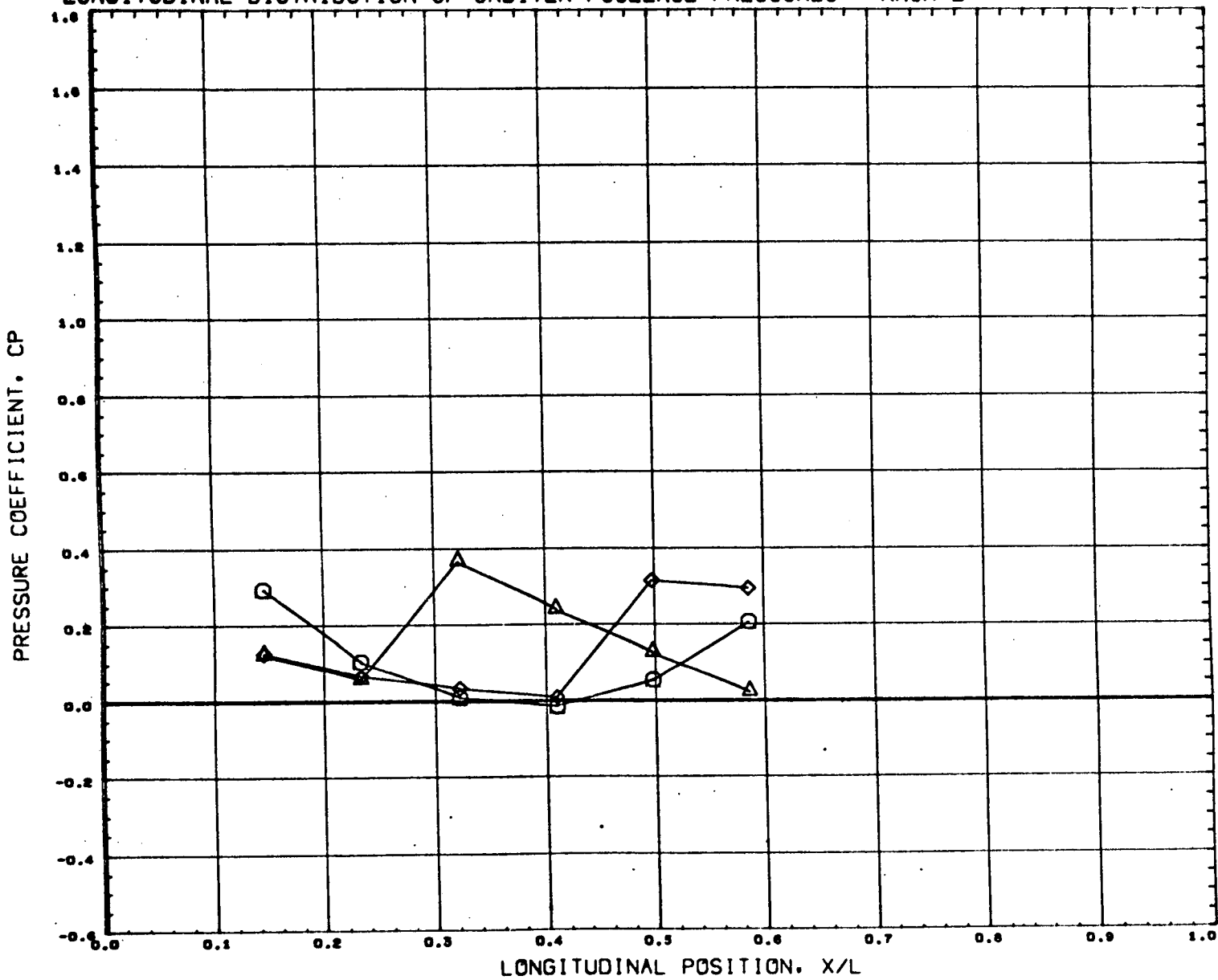
SYMBOL	DELTA X	Y/B	DELTA Z
○	0.144	0.000	0.226
△	0.103		
◇	0.226		

PARAMETRIC VALUES			
ALPHAB	4.926	MACH	2.000
ALPHA1	5.000	ORBPOW	100.000
BSTPOW	50.000		

REFERENCE FILE



# LONGITUDINAL DISTRIBUTION OF ORBITER FUSELAGE PRESSURES - MACH 2



SYMBOL	DELTA X	Y/B	DELTA Z
○	0.144	0.076	0.226
△	0.103		
◇	0.226		

PARAMETRIC VALUES			
ALPHAB	4.926	MACH	2.000
ALPHA1	5.000	ORBPOW	100.000
BSTPOW	30.000		

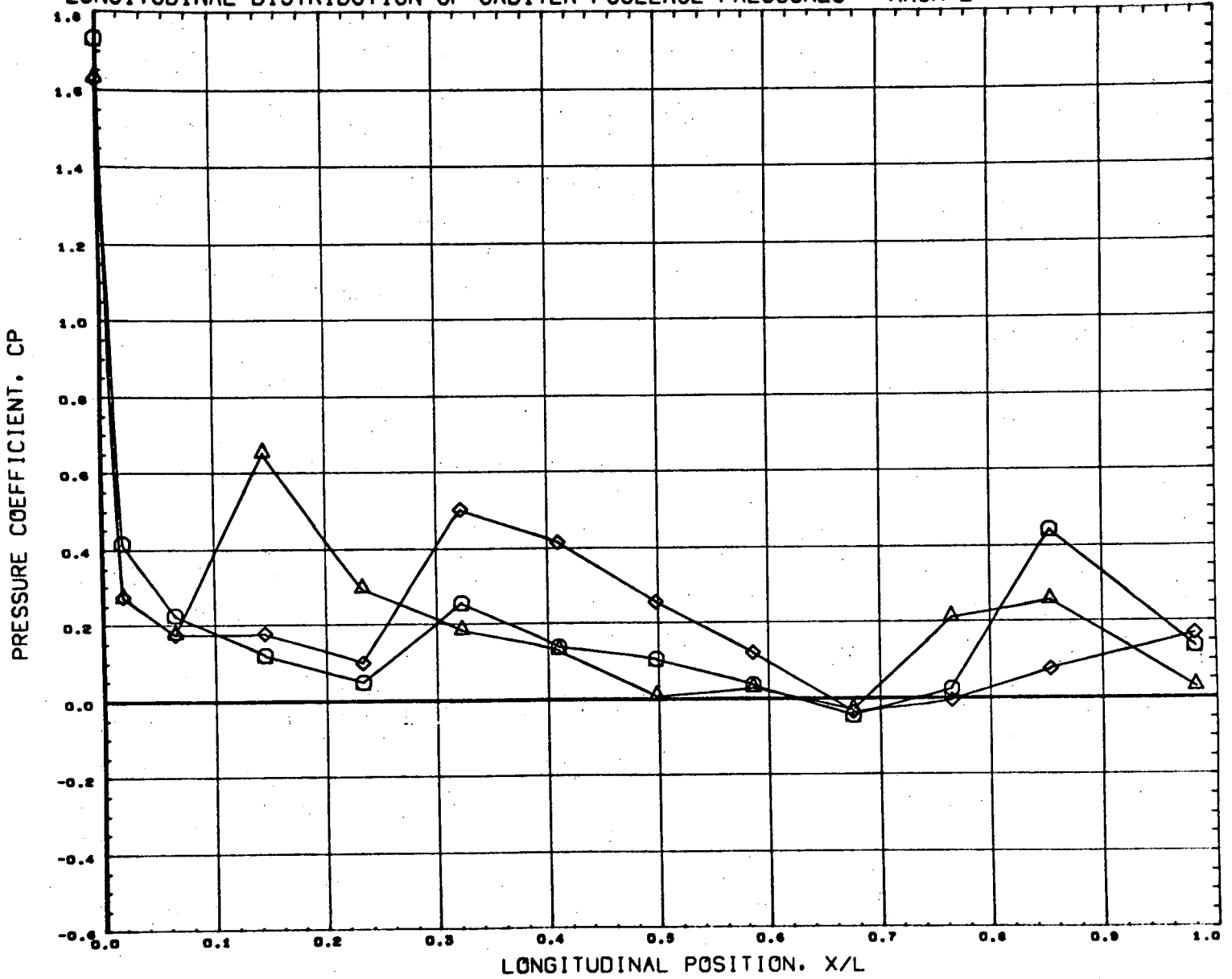
REFERENCE FILE

AEDC VA1163 MDAC ORBITER (BODY)

•FT8242•

PAGE 94

# LONGITUDINAL DISTRIBUTION OF ORBITER FUSELAGE PRESSURES - MACH 2



SYMBOL	DELTA X	Y/B	DELTA Z
○	0.143	0.000	0.151
△	0.103		
◇	0.226		

PARAMETRIC VALUES			
ALPHAB	0.018	MACH	2.000
ALPHA1	9.000	ORBPOW	100.000
BSTPOW	90.000		

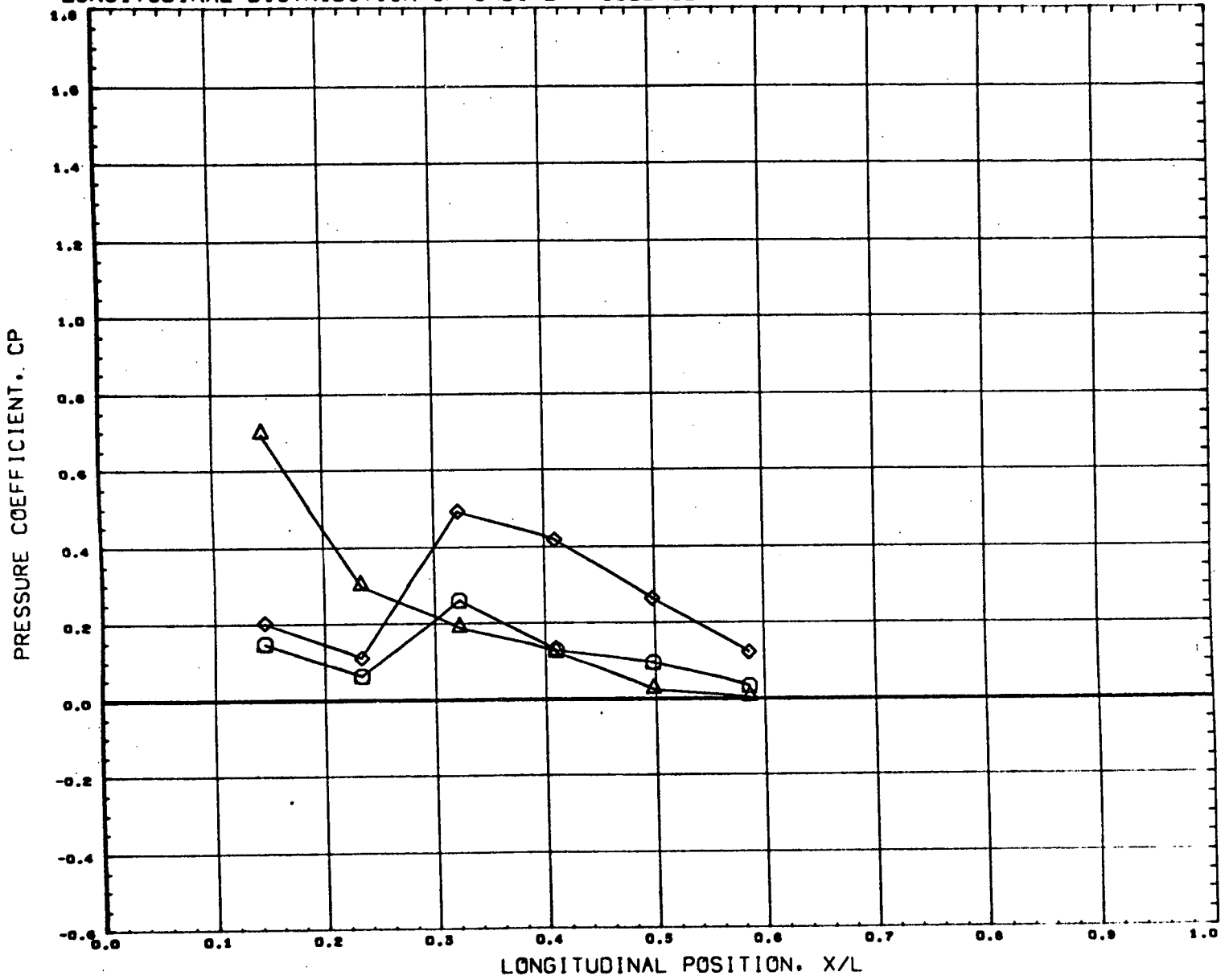
REFERENCE FILE

AEDC VA1163 MDAC ORBITER (BODY)

•FT8243•

PAGE 95

# LONGITUDINAL DISTRIBUTION OF ORBITER FUSELAGE PRESSURES - MACH 2



SYMBOL	DELTA X	Y/B	DELTA Z
○	0.143	0.076	0.151
△	0.103		
◇	0.226		

PARAMETRIC VALUES			
ALPHAB	0.018	MACH	2.000
ALPHA1	9.000	ORBPOW	100.000
BSTPOW	30.000		

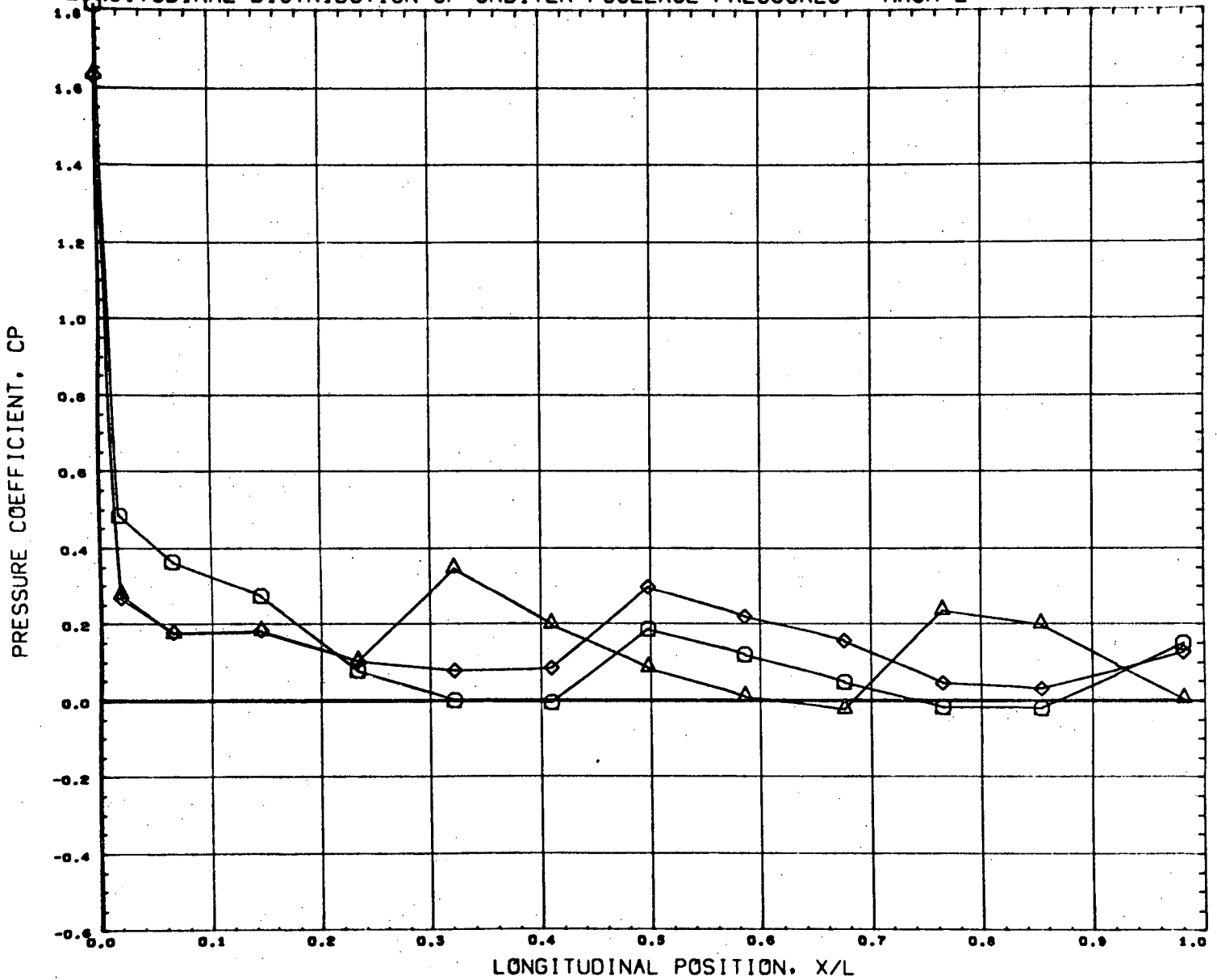
REFERENCE FILE

AEDC VA1163 MDAC ORBITER (BODY)

•FT8243•

PAGE 96

# LONGITUDINAL DISTRIBUTION OF ORBITER FUSELAGE PRESSURES - MACH 2



SYMBOL	DELTA X	Y/B	DELTA Z
○	0.144	0.000	0.228
△	0.103		
◇	0.228		

PARAMETRIC VALUES			
ALPHAB	0.018	MACH	2.000
ALPHA1	5.000	ORBPOW	100.000
BSTPOW	50.000		

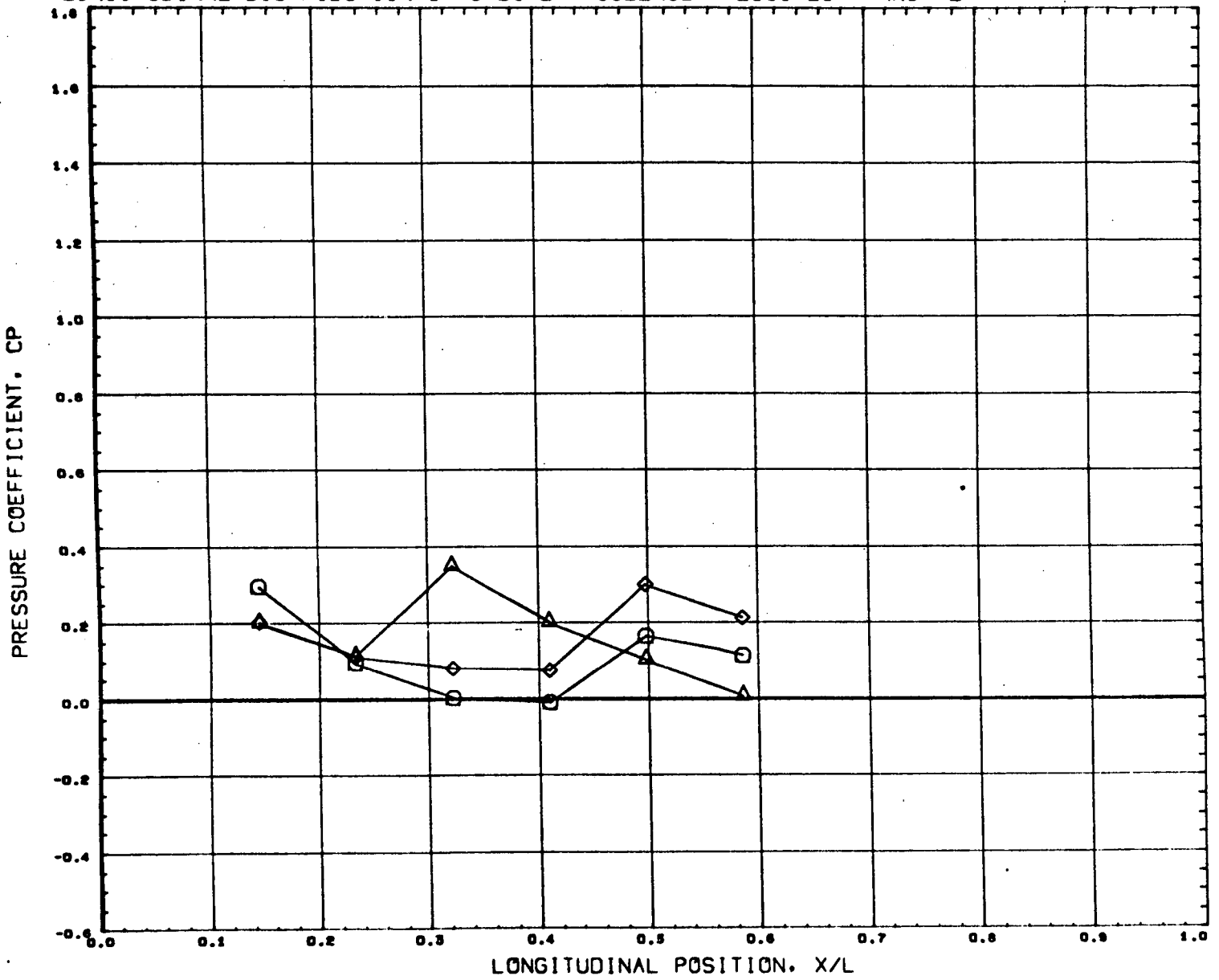
REFERENCE FILE

AEDC VA1163 MDAC ORBITER (BODY)

•FT8243•

PAGE 97

# LONGITUDINAL DISTRIBUTION OF ORBITER FUSELAGE PRESSURES - MACH 2



SYMBOL	DELTA X	Y/B	DELTA Z
○	0.144	0.076	0.220
△	0.103		
◇	0.226		

PARAMETRIC VALUES			
ALPHAB	0.016	MACH	2.000
ALPHAT	5.000	ORBPOW	100.000
BSTPOW	50.000		

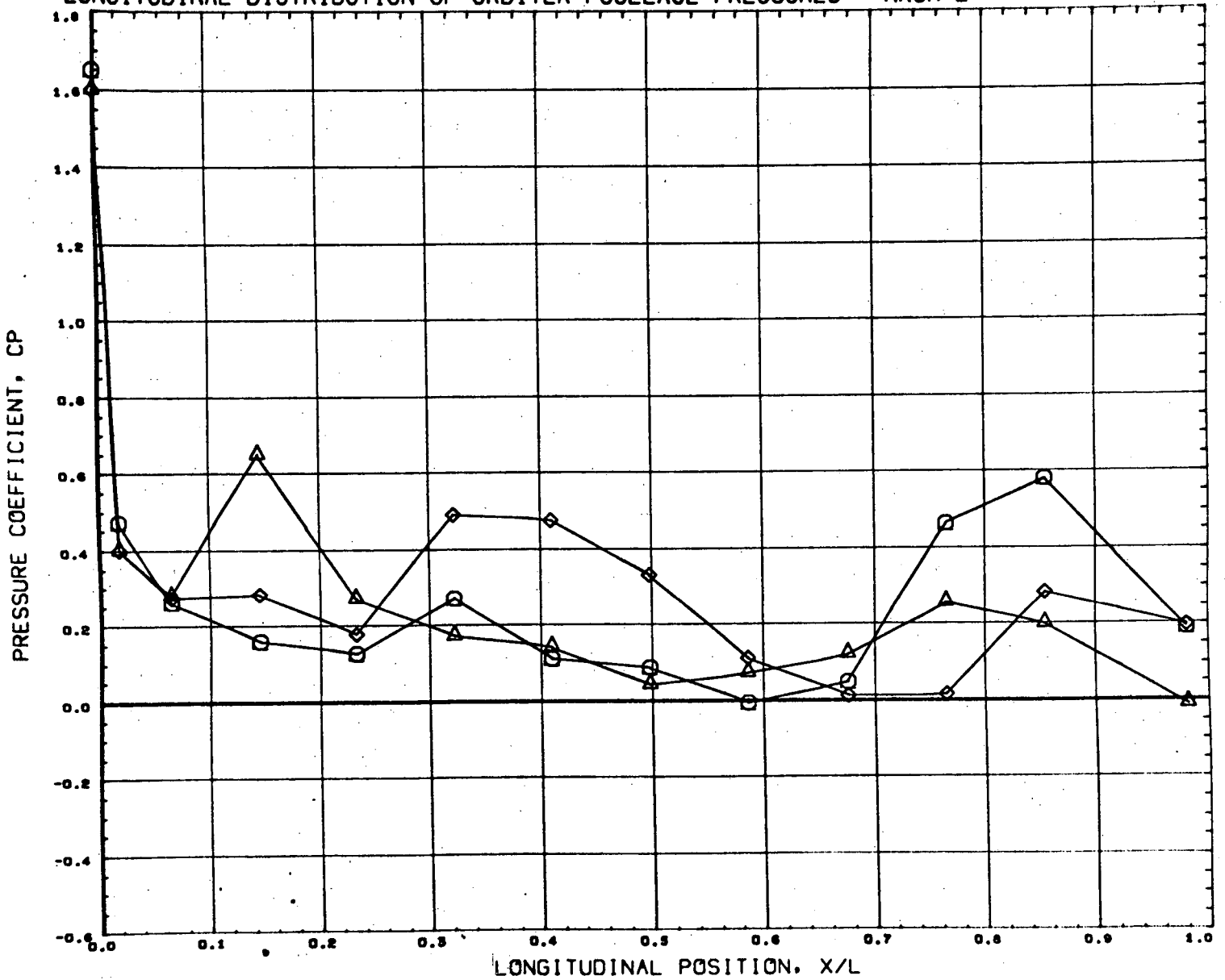
REFERENCE FILE

AEDC VA1163 MDAC ORBITER (BODY)

•FT8243•

PAGE 98

# LONGITUDINAL DISTRIBUTION OF ORBITER FUSELAGE PRESSURES - MACH 2



SYMBOL	DELTA X	Y/B	DELTA Z
○	0.143	0.000	0.191
△	0.103		
◇	0.226		

PARAMETRIC VALUES			
ALPHA B	5.000	MACH	2.000
ALPHA I	5.000	ORBPOW	100.000
BSTPOW	50.000		

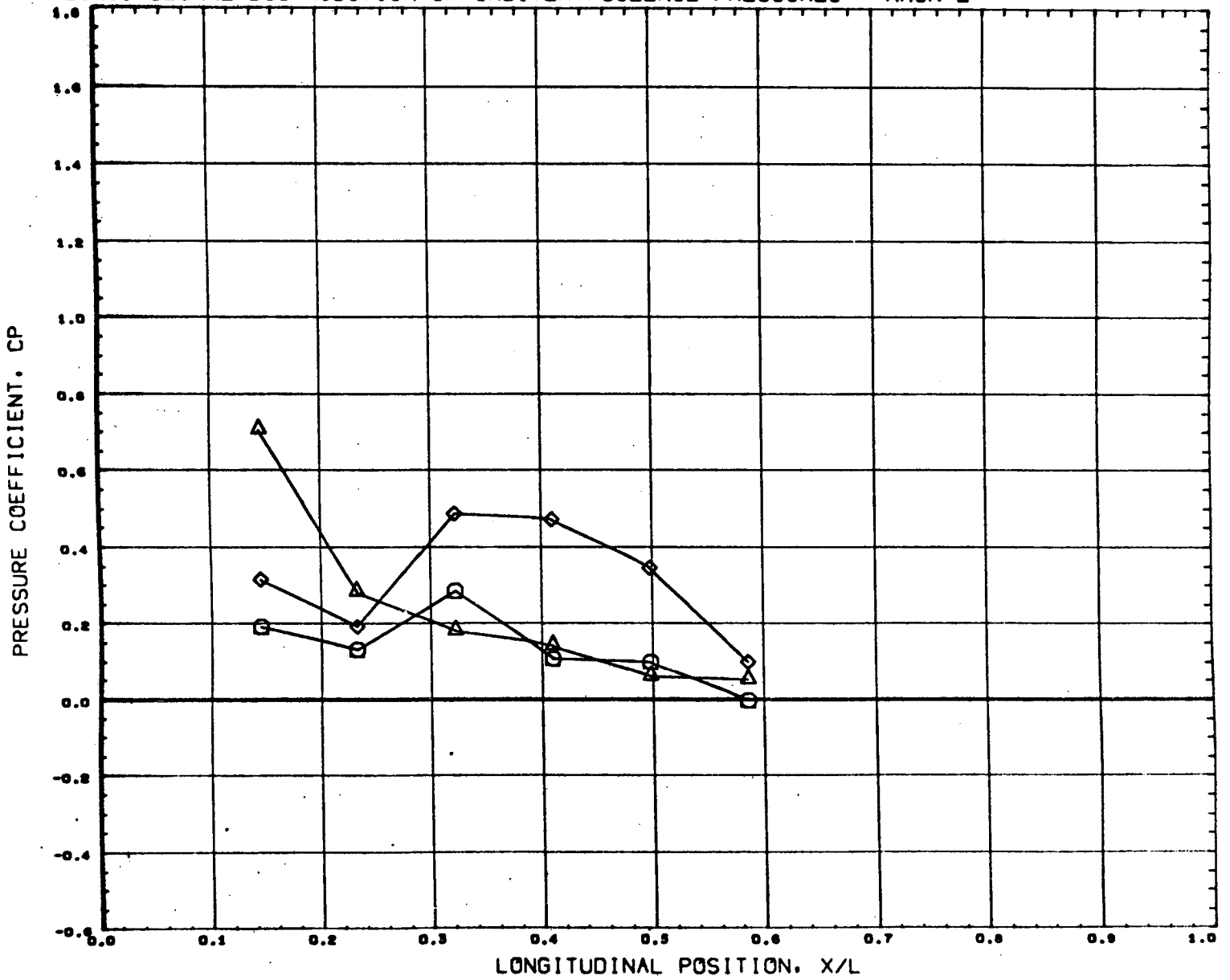
REFERENCE FILE

AEDC VA1163 MDAC ORBITER (BODY)

•FT8244•

PAGE 99

# LONGITUDINAL DISTRIBUTION OF ORBITER FUSELAGE PRESSURES - MACH 2

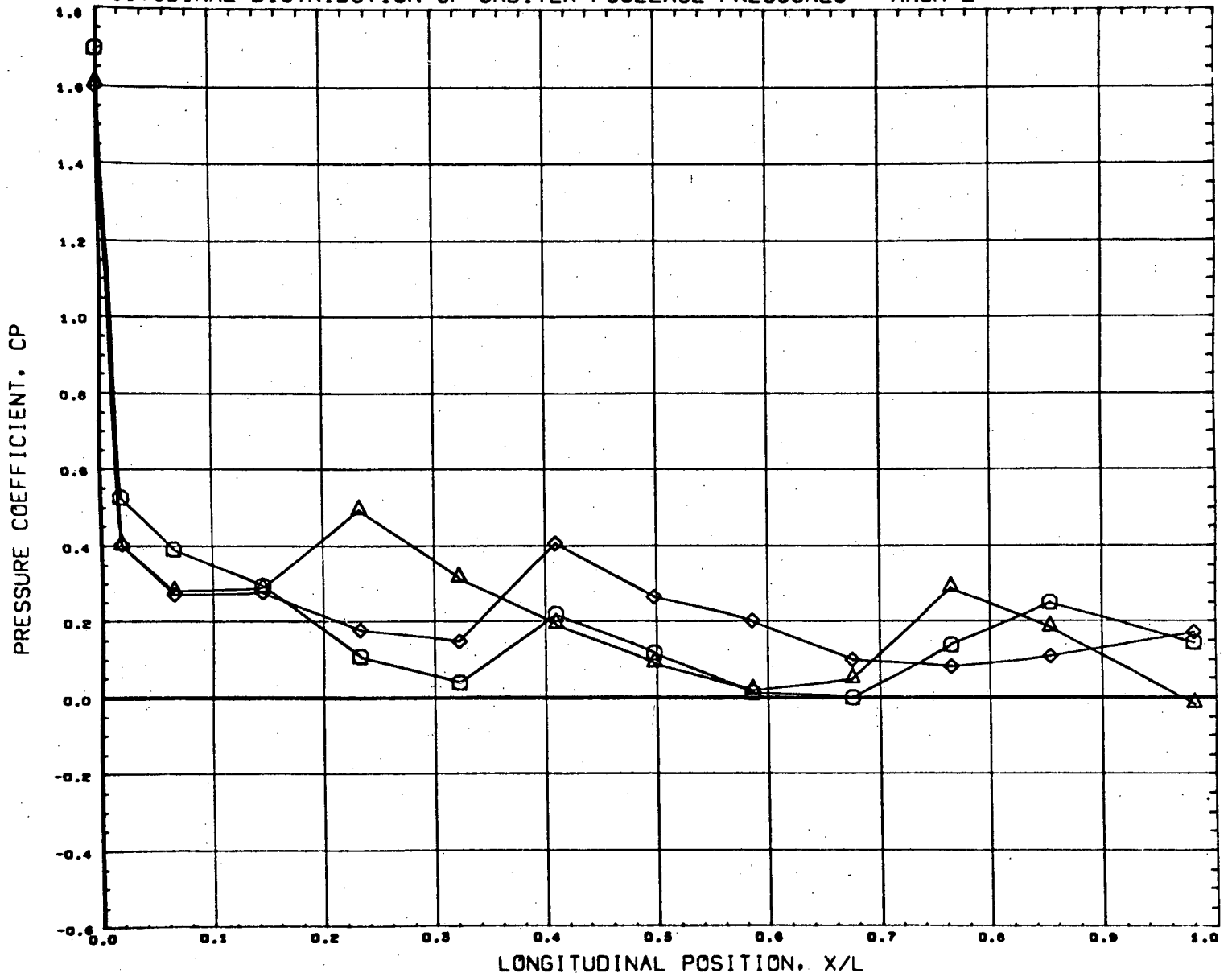


SYMBOL	DELTA X	Y/B	DELTA Z
○	0.143	0.076	0.151
△	0.103		
◇	0.226		

PARAMETRIC VALUES			
ALPHAB	5.008	MACH	2.000
ALPHA I	5.000	ORBPOW	100.000
BSTPOW	50.000		

REFERENCE FILE

# LONGITUDINAL DISTRIBUTION OF ORBITER FUSELAGE PRESSURES - MACH 2



SYMBOL	DELTA X	Y/B	DELTA Z
○	0.144	0.000	0.226
△	0.103		
◇	0.226		

PARAMETRIC VALUES			
ALPHAB	5.000	MACH	2.000
ALPHA I	5.000	ORSPOW	100.000
BSTPOW	50.000		

REFERENCE FILE

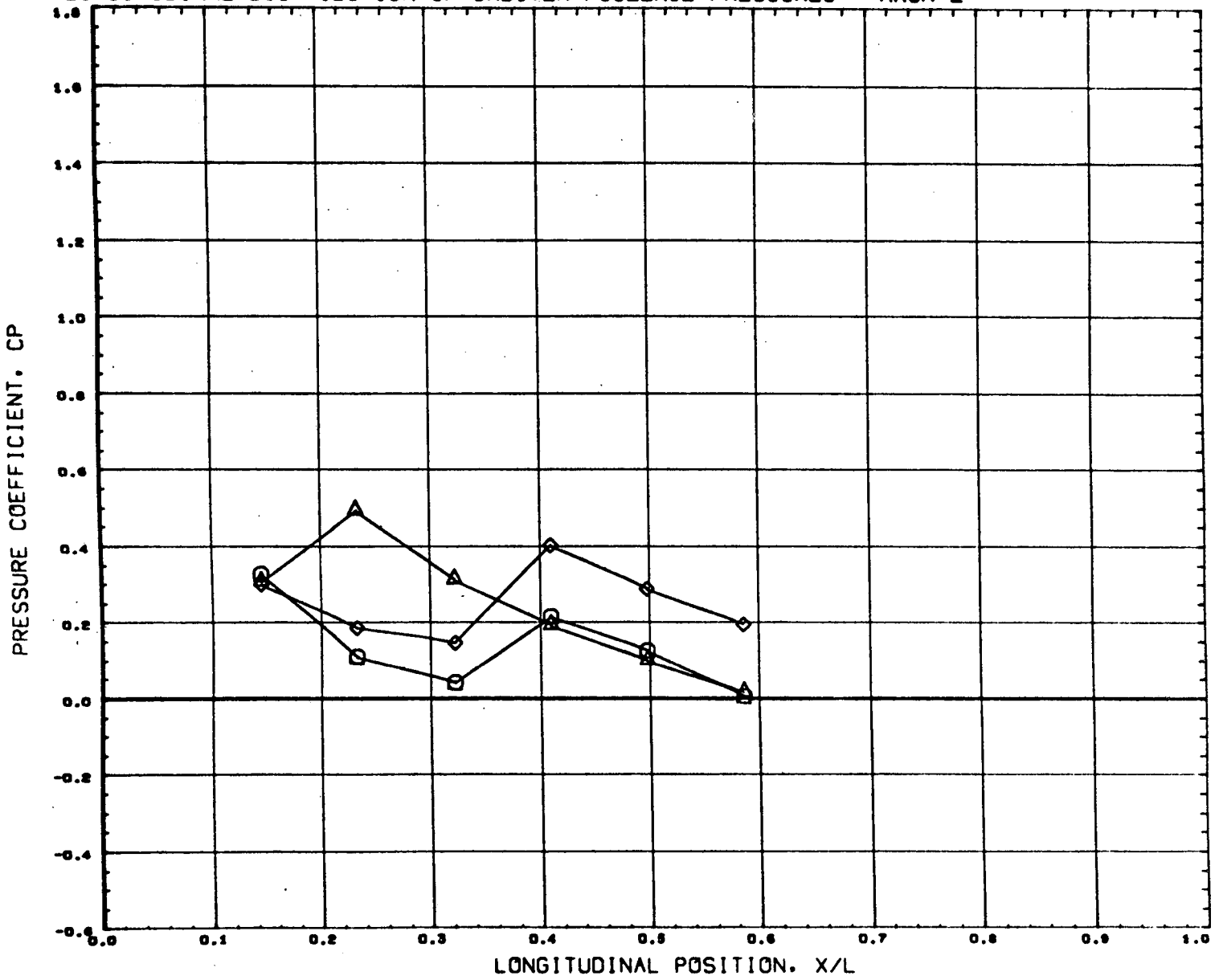
AEDC VA1163 MDAC ORBITER (BODY)

•FT8244•

PAGE 101



# LONGITUDINAL DISTRIBUTION OF ORBITER FUSELAGE PRESSURES - MACH 2

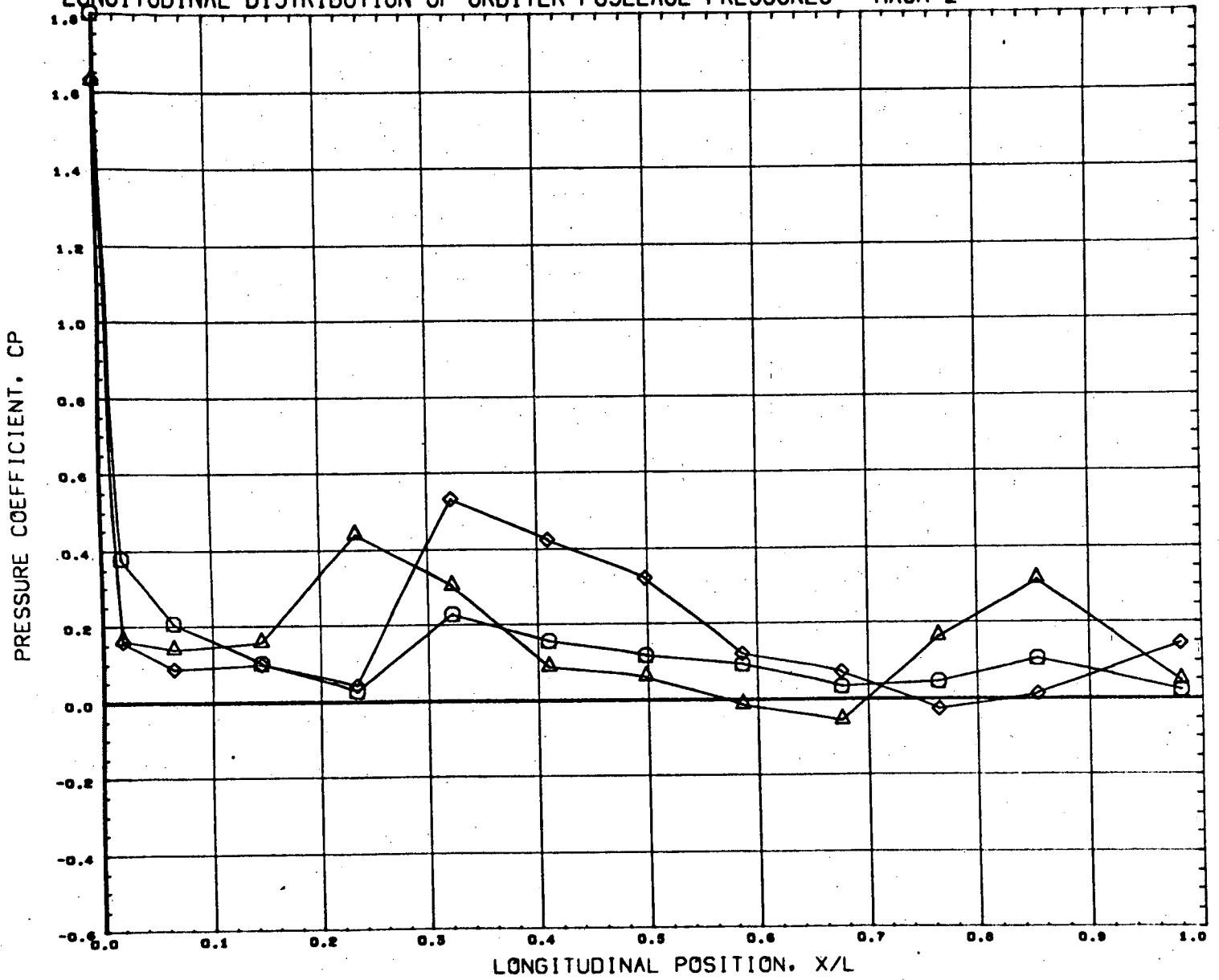


SYMBOL	DELTA X	Y/B	DELTA Z
○	0.144	0.076	0.226
△	0.103		
◇	0.226		

PARAMETRIC VALUES			
ALPHAB	5.000	MACH	2.000
ALPHA1	5.000	ORBPOW	100.000
BSTPOW	50.000		

REFERENCE FILE

# LONGITUDINAL DISTRIBUTION OF ORBITER FUSELAGE PRESSURES - MACH 2



SYMBOL	DELTA X	Y/B	DELTA Z
○	0.144	0.000	0.151
△	0.103		
◇	0.226		

PARAMETRIC VALUES			
ALPHAB	4.933	MACH	2.000
ALPHA1	5.000	ORBPOW	0.000
BSTPOW	0.000		

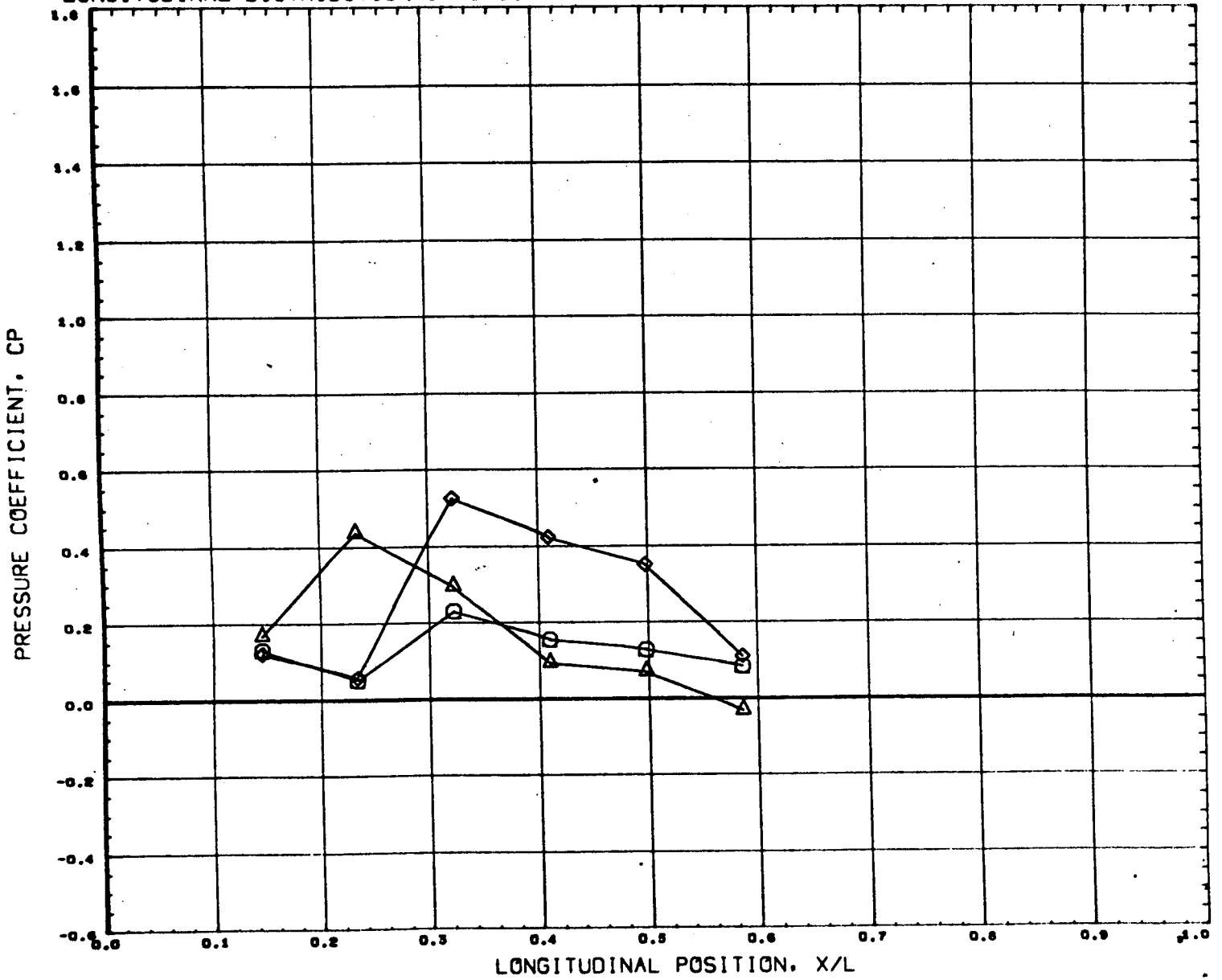
REFERENCE FILE

AEDC VA1163 MDAC ORBITER (BODY)

•FT8252•

PAGE 103

# LONGITUDINAL DISTRIBUTION OF ORBITER FUSELAGE PRESSURES - MACH 2



SYMBOL	DELTA X	Y/B	DELTA Z
○	0.144	0.076	0.191
△	0.103		
◇	0.226		

PARAMETRIC VALUES			
ALPHAB	4.933	MACH	2.000
ALPHA I	5.000	ORBPOW	0.000
BSTPOW	0.000		

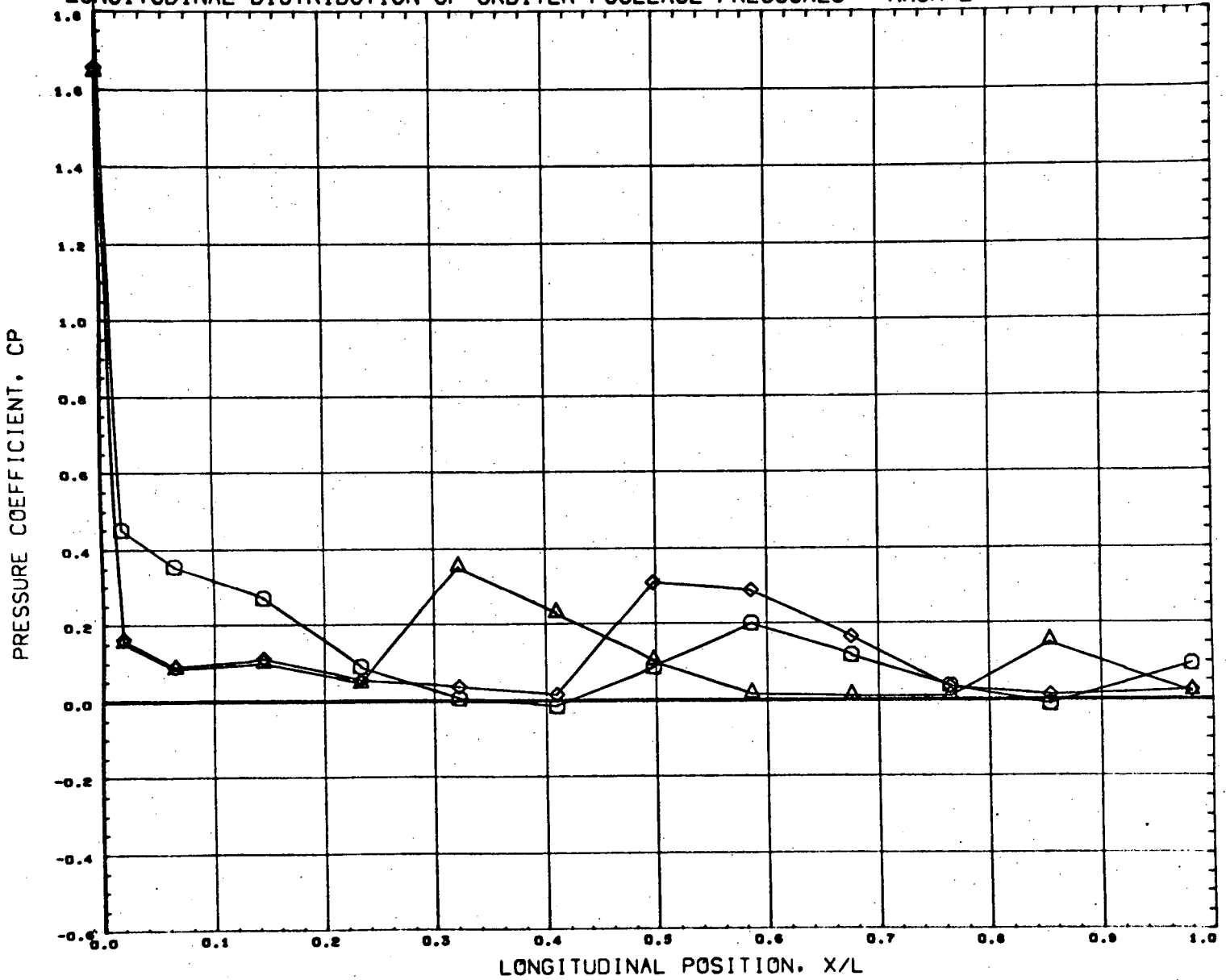
REFERENCE FILE

AEDC VA1163 MDAC ORBITER (BODY)

•FT8252•

PAGE 104

# LONGITUDINAL DISTRIBUTION OF ORBITER FUSELAGE PRESSURES - MACH 2



SYMBOL	DELTA X	Y/B	DELTA Z
○	0.144	0.000	0.226
△	0.103		
◇	0.226		

PARAMETRIC VALUES			
ALPHAB	4.933	MACH	2.000
ALPHA1	9.000	ORBPOW	0.000
BSTPOW	0.000		

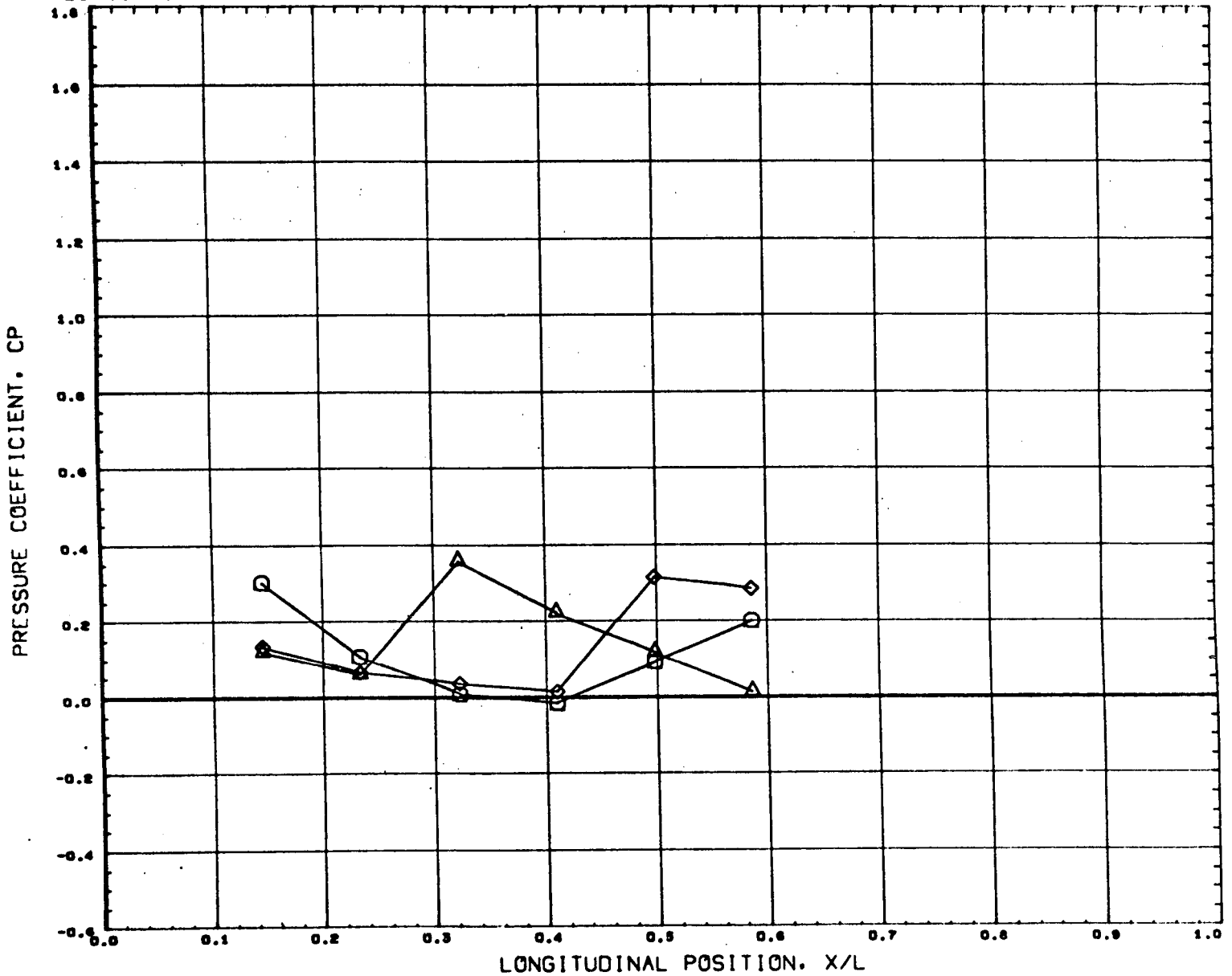
REFERENCE FILE

AEDC VA1163 MDAC ORBITER (BODY)

•FT8252•

PAGE 105

# LONGITUDINAL DISTRIBUTION OF ORBITER FUSELAGE PRESSURES - MACH 2



SYMBOL	DELTA X	Y/B	DELTA Z
○	0.144	0.076	0.226
△	0.103		
◇	0.226		

PARAMETRIC VALUES			
ALPHA B	4.933	MACH	2.000
ALPHA T	8.000	ORBPOW	0.000
BSTPOW	0.000		

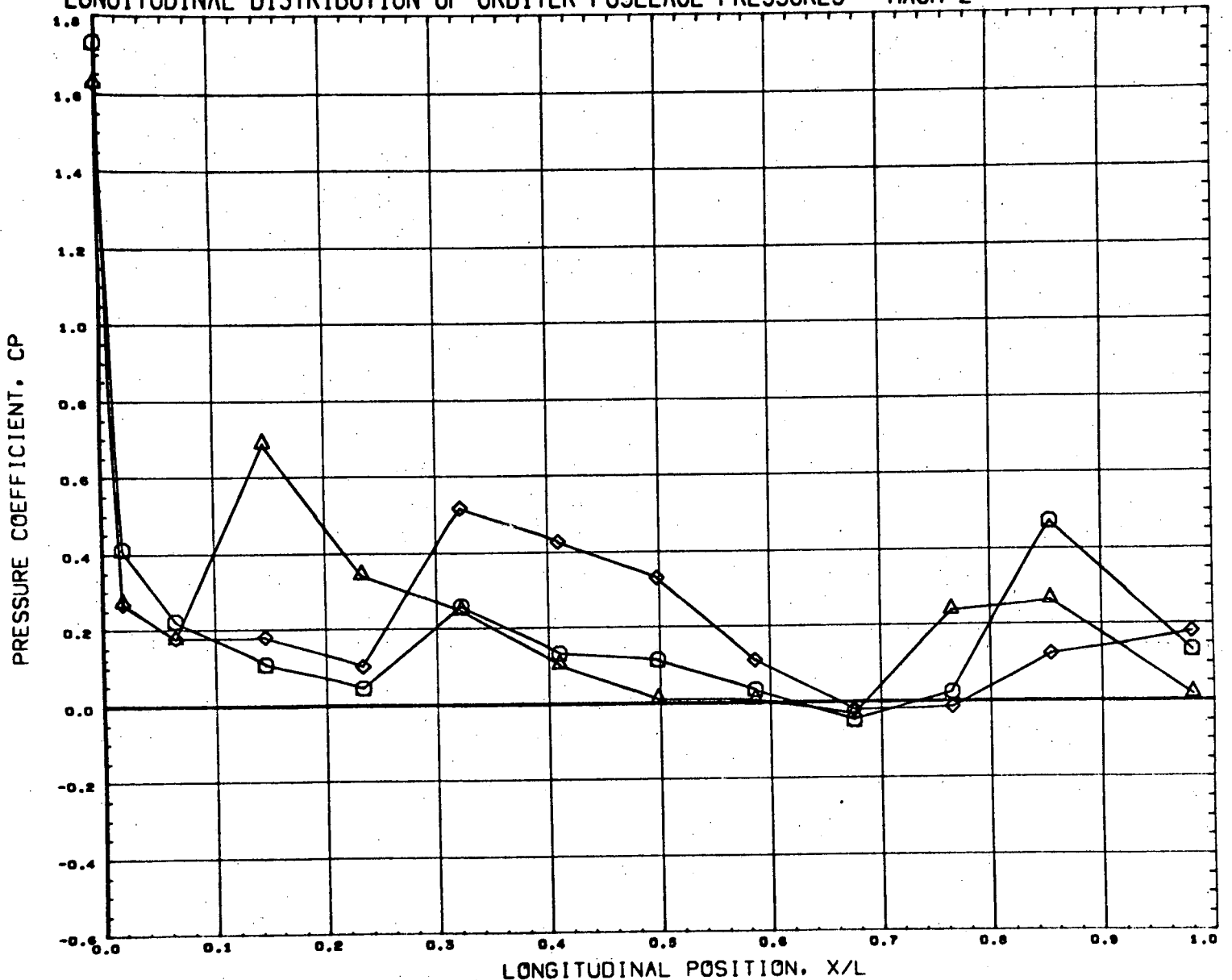
REFERENCE FILE

AEDC VA1163 MDAC ORBITER (BODY)

•FT8252•

PAGE 106

# LONGITUDINAL DISTRIBUTION OF ORBITER FUSELAGE PRESSURES - MACH 2



SYMBOL	DELTA X	Y/B	DELTA Z
○	0.144	0.000	0.191
△	0.105		
◇	0.226		

PARAMETRIC VALUES			
ALPHA B	0.016	MACH	2.000
ALPHA I	9.000	ORBPOW	0.000
BSTPCW	0.000		

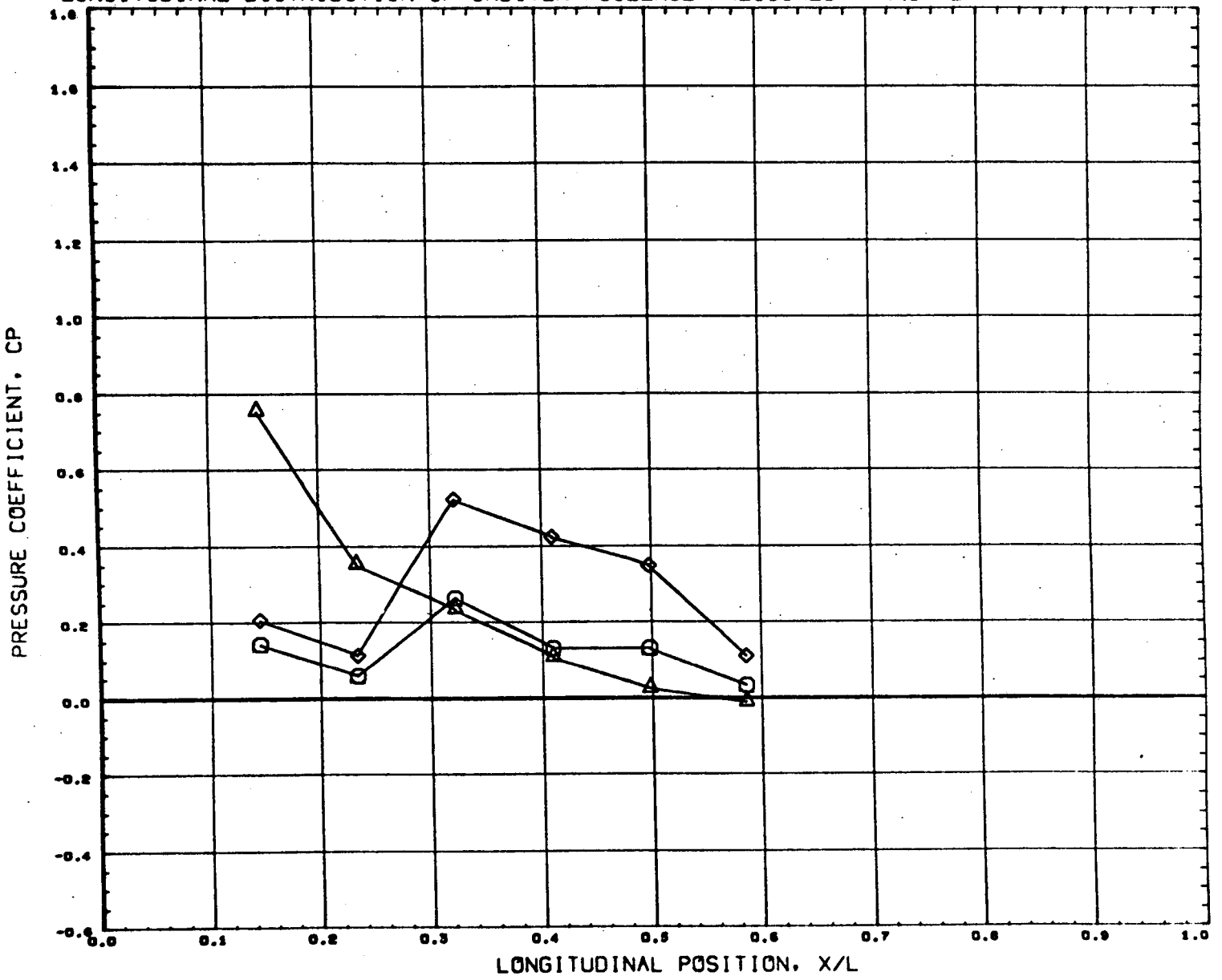
REFERENCE FILE

AEDC VA1163 MDAC ORBITER (BODY)

•FT8253•

PAGE 107

# LONGITUDINAL DISTRIBUTION OF ORBITER FUSELAGE PRESSURES - MACH 2



SYMBOL	DELTA X	Y/B	DELTA Z
○	0.144	0.076	0.151
△	0.103		
◇	0.226		

PARAMETRIC VALUES			
ALPHAB	0.016	MACH	2.000
ALPHA1	5.000	ORBPOW	0.000
BSTPOW	0.000		

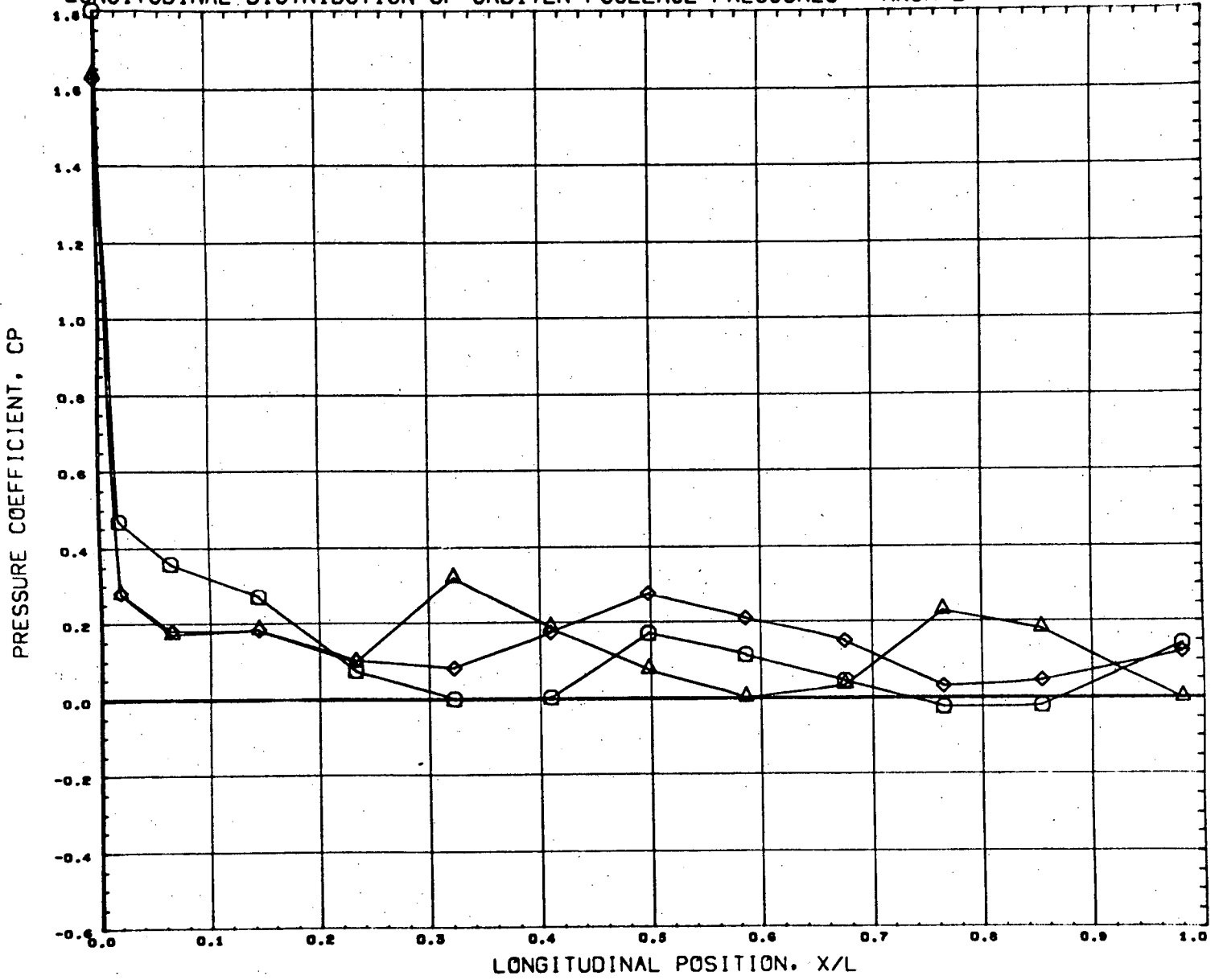
REFERENCE FILE

AEDC VA1163 MDAC ORBITER (BODY)

•FT8253•

PAGE 108

# LONGITUDINAL DISTRIBUTION OF ORBITER FUSELAGE PRESSURES - MACH 2



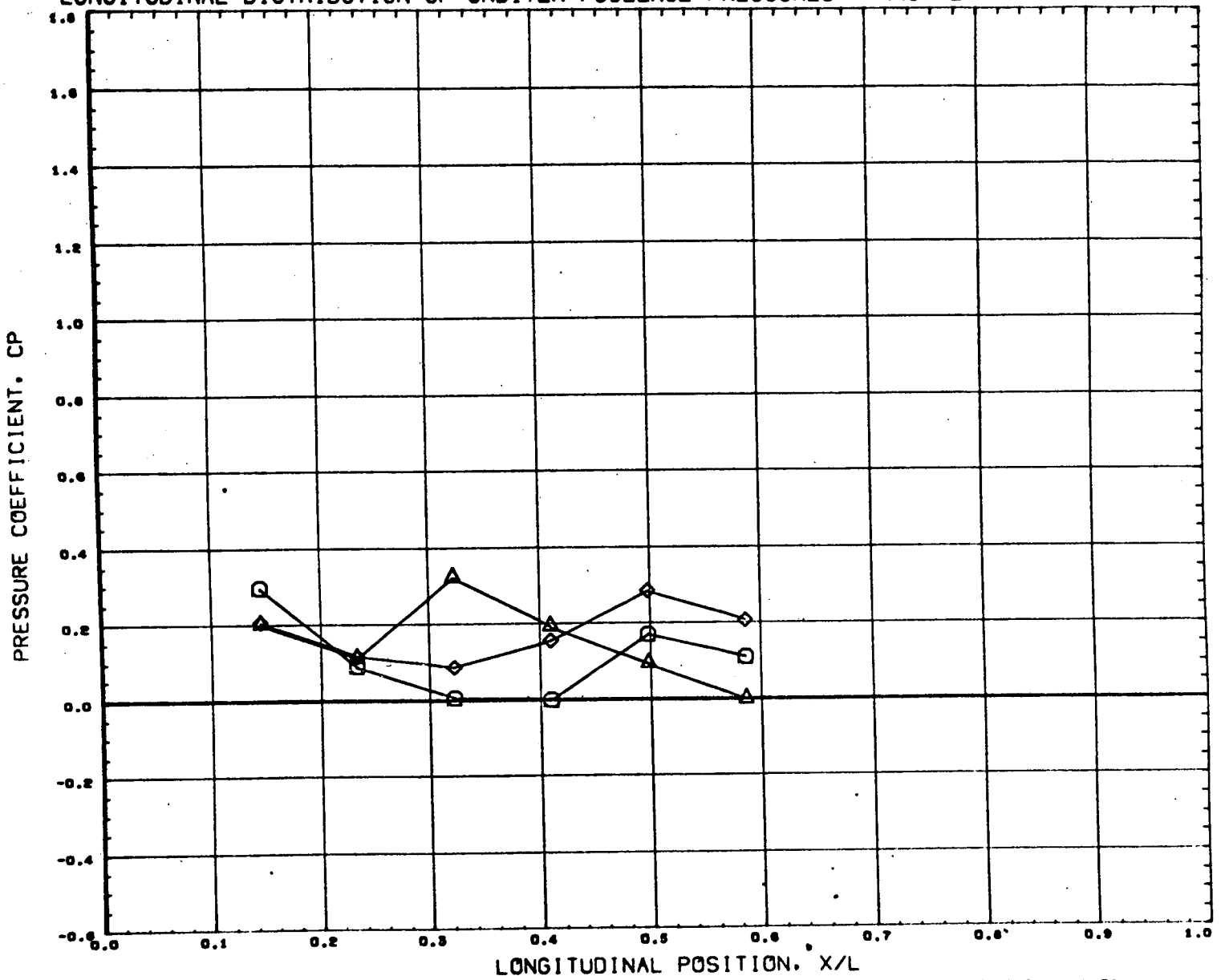
SYMBOL	DELTA X	Y/B	DELTA Z
○	0.144	0.000	0.226
△	0.103		
◇	0.226		

PARAMETRIC VALUES			
ALPHAB	0.016	MACH	2.000
ALPHA I	5.000	ORBPOW	0.000
BSTPOW	0.000		

REFERENCE FILE



# LONGITUDINAL DISTRIBUTION OF ORBITER FUSELAGE PRESSURES - MACH 2



SYMBOL	DELTA X	Y/B	DELTA Z
○	0.144	0.076	0.228
△	0.102		
◇	0.226		

PARAMETRIC VALUES			
ALPHAB	0.016	MACH	2.000
ALPHA1	5.000	ORBPOW	0.000
BSTPOW	0.000		

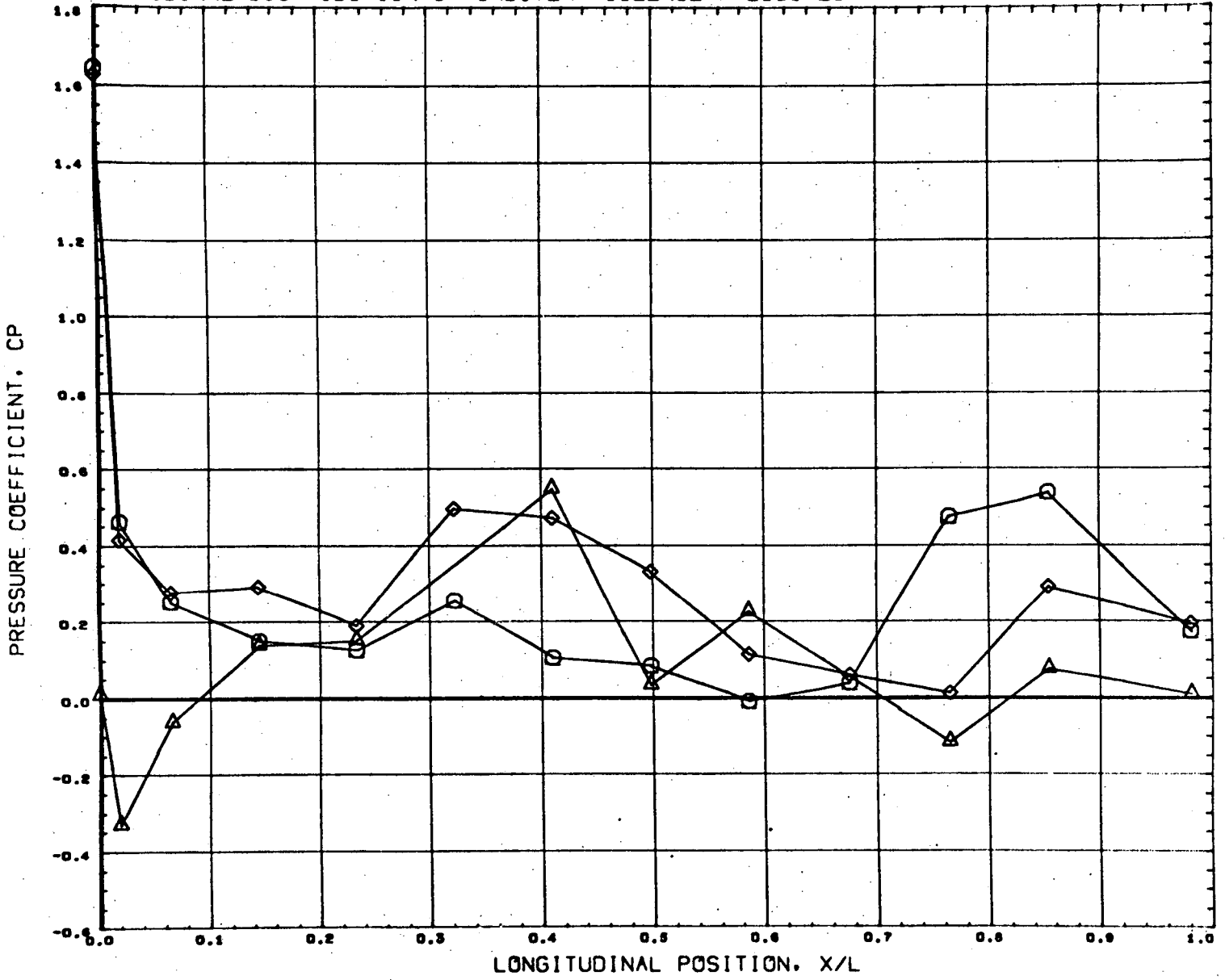
REFERENCE FILE

AEDC VA1163 MDAC ORBITER (BODY)

•FT8253•

PAGE 110

# LONGITUDINAL DISTRIBUTION OF ORBITER FUSELAGE PRESSURES - MACH 2

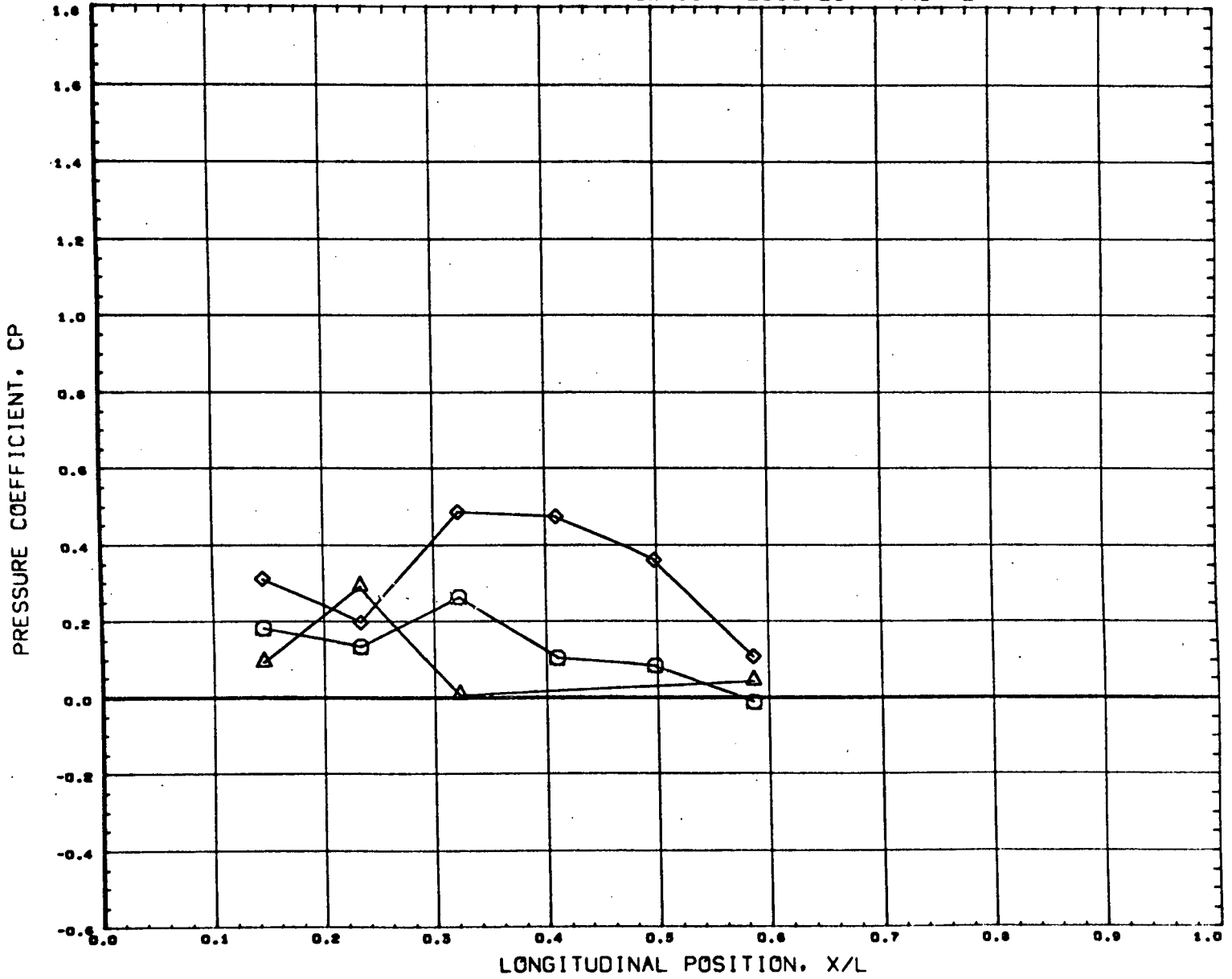


SYMBOL	DELTA X	Y/B	DELTA Z
○	0.144	0.000	0.151
△	0.103		
◇	0.226		

PARAMETRIC VALUES		
ALPHAB	5.010	MACH 2.000
ALPHA1	9.000	ORBPOW 0.000
BSTPOW	0.000	

REFERENCE FILE

# LONGITUDINAL DISTRIBUTION OF ORBITER FUSELAGE PRESSURES - MACH 2



SYMBOL	DELTA X	Y/B	DELTA Z
○	0.144	0.076	0.151
△	0.103		
◇	0.226		

PARAMETRIC VALUES			
ALPHAB	5.010	MACH	2.000
ALPHAI	5.000	ORBPOW	0.000
BSTPOW	0.000		

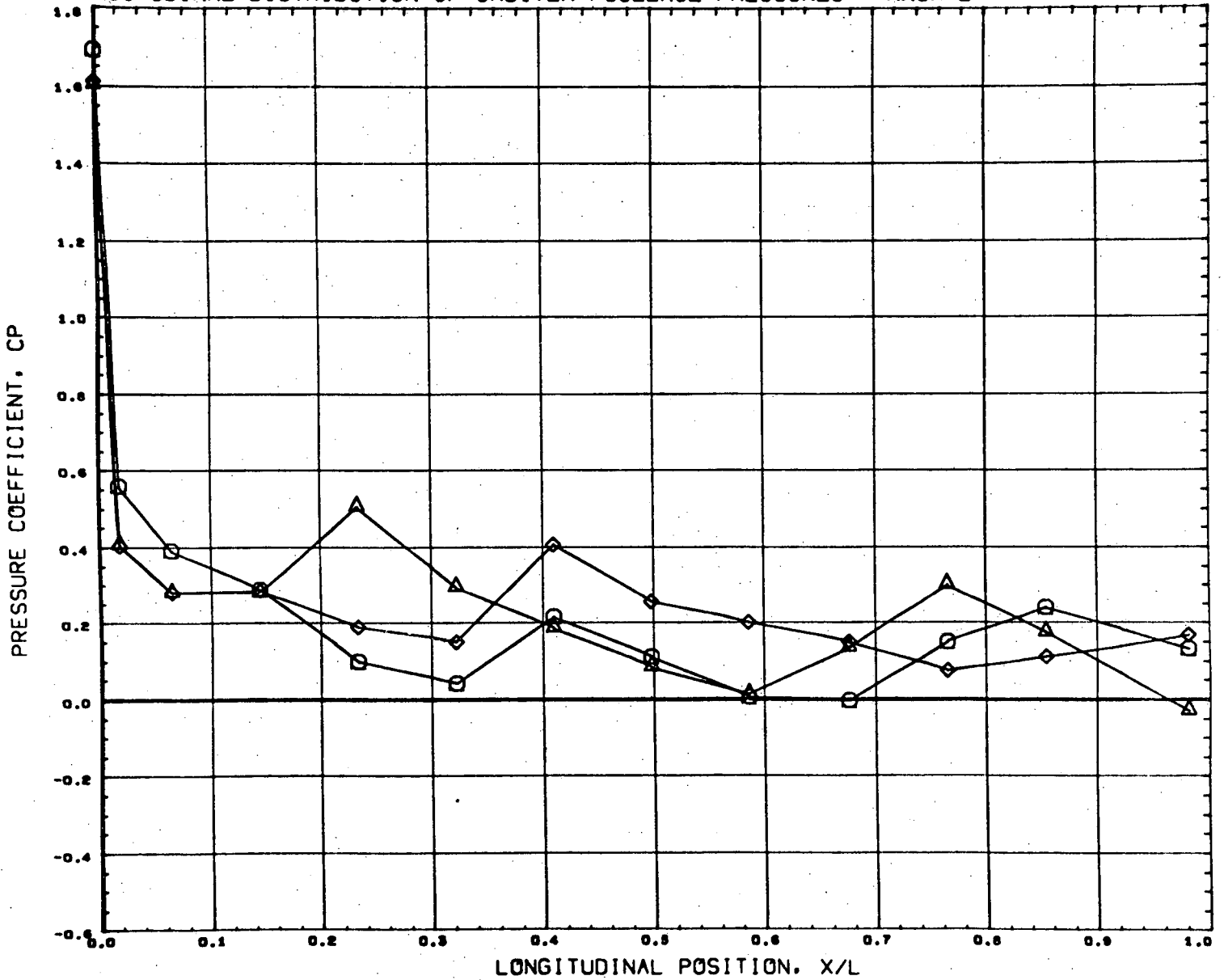
REFERENCE FILE

AEDC VA1163 MDAC ORBITER (BODY)

•FT8254•

PAGE 112

# LONGITUDINAL DISTRIBUTION OF ORBITER FUSELAGE PRESSURES - MACH 2

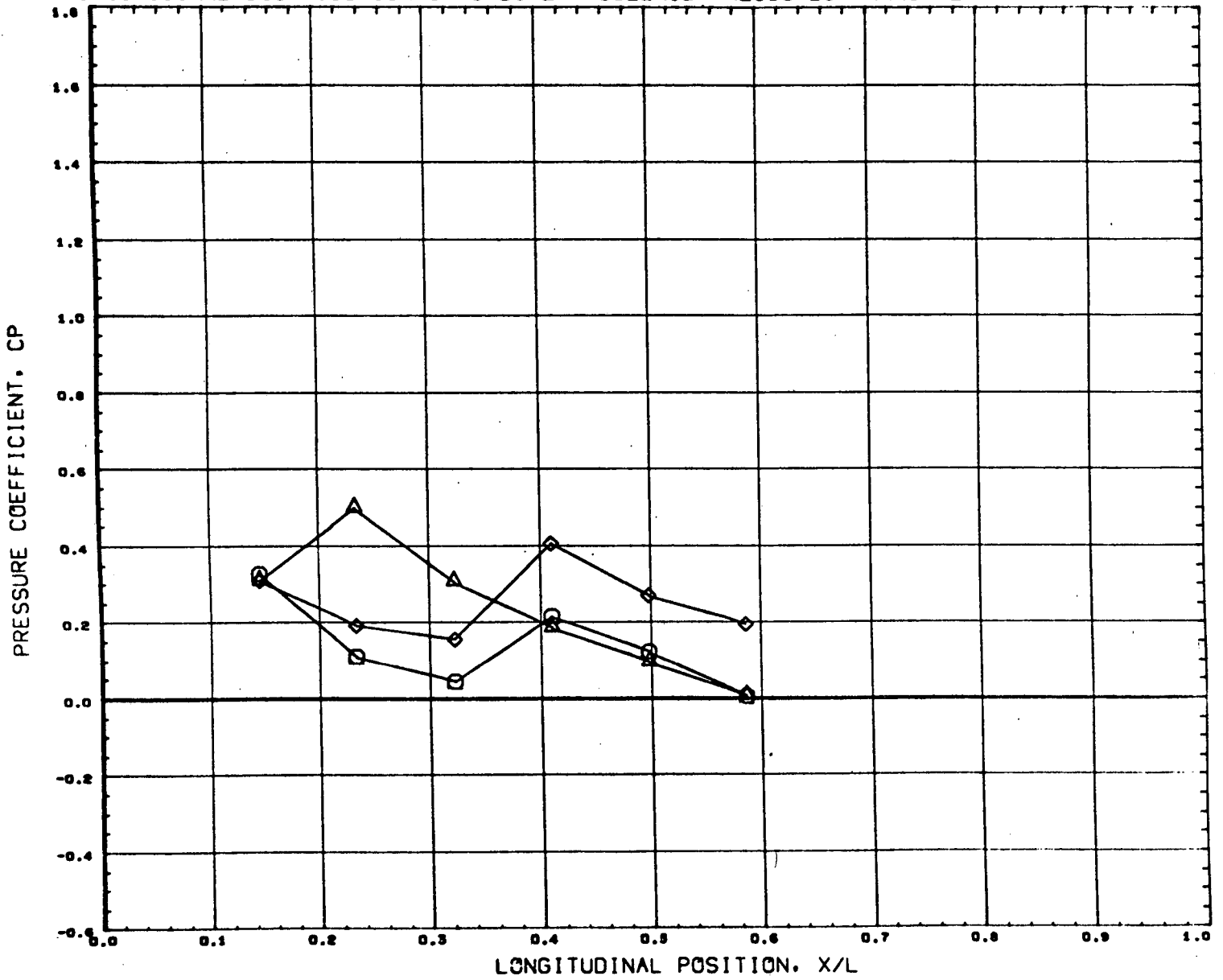


SYMBOL	DELTA X	Y/B	DELTA Z
○	0.144	0.000	0.228
△	0.103		
◇	0.228		

PARAMETRIC VALUES			
ALPHAB	5.010	MACH	2.000
ALPHA1	5.000	ORBPOW	0.000
BSTPOW	0.000		

REFERENCE FILE

# LONGITUDINAL DISTRIBUTION OF ORBITER FUSELAGE PRESSURES - MACH 2



SYMBOL	DELTA X	Y/B	DELTA Z
○	0.144	0.076	0.226
△	0.103		
◇	0.226		

PARAMETRIC VALUES			
ALPHAB	5.010	MACH	2.000
ALPHAI	5.000	ORBPOW	0.000
BSTPOW	0.000		

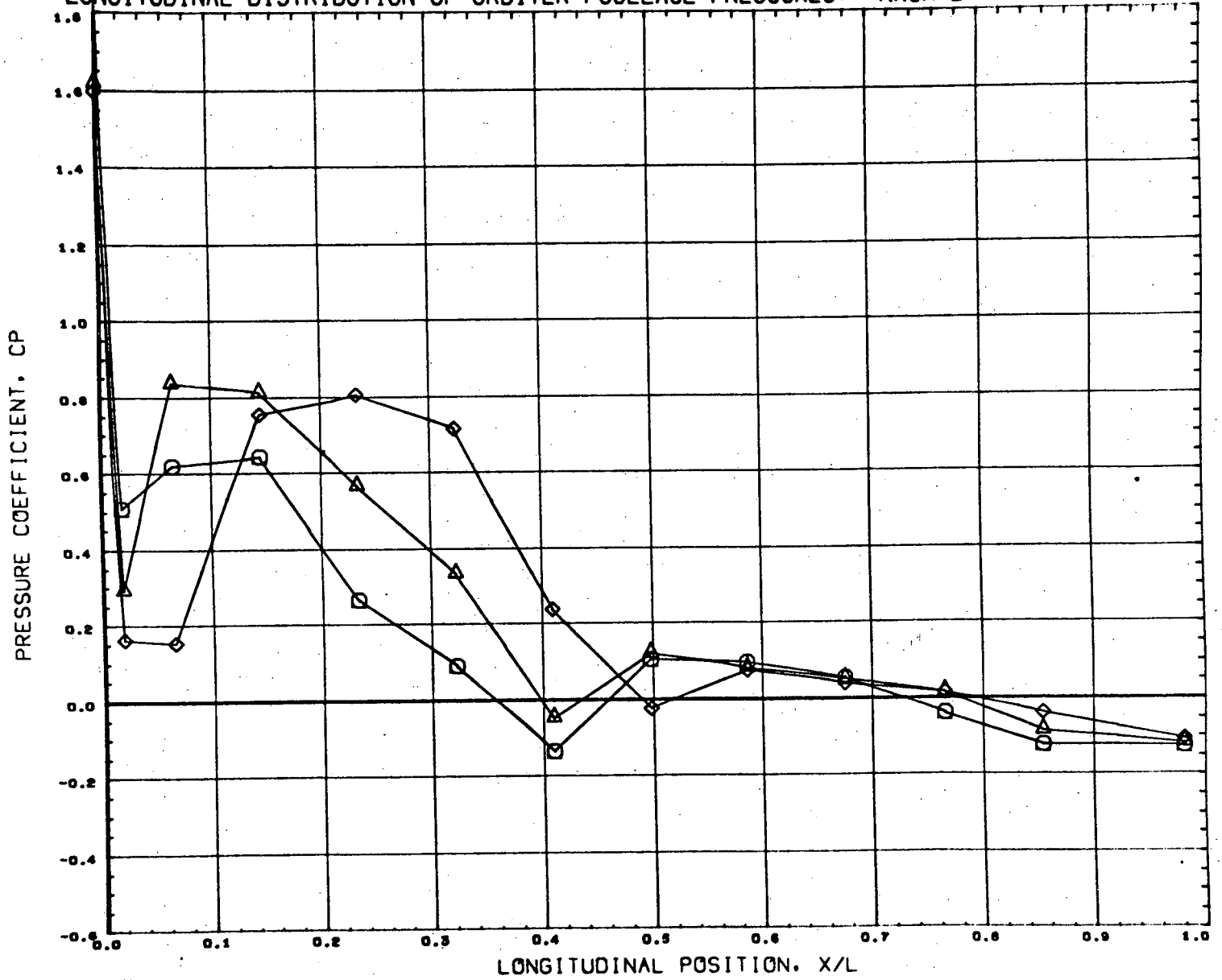
REFERENCE FILE

AEDC VA1163 MDAC ORBITER (BODY)

•FT8254•

PAGE 114

# LONGITUDINAL DISTRIBUTION OF ORBITER FUSELAGE PRESSURES - MACH 2



SYMBOL	DELTA X	Y/B	DELTA Z
○	0.041	0.000	0.106
△	0.103		
◇	0.164		

PARAMETRIC VALUES			
ALPHAB	- 9.930	MACH	2.000
ALPHA1	0.000	ORBPOW	0.000
BSTPOW	100.000		

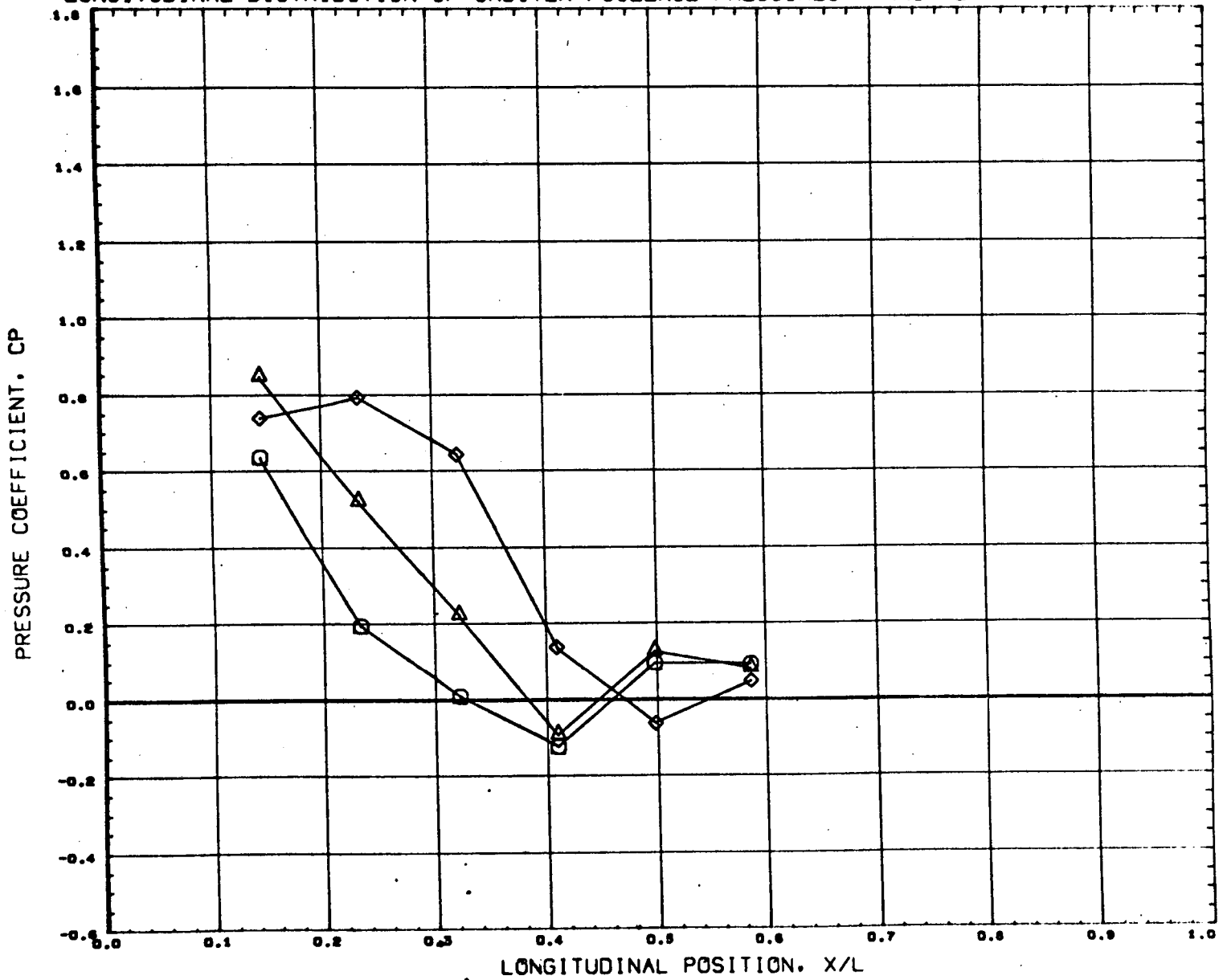
REFERENCE FILE

AEDC VA1163 MDAC ORBITER (BODY)

•FT8261•

PAGE 115

# LONGITUDINAL DISTRIBUTION OF ORBITER FUSELAGE PRESSURES - MACH 2



SYMBOL	DELTA X	Y/B	DELTA Z	PARAMETRIC VALUES			
○	0.041	0.076	0.108	ALPHAB	- 9.930	MACH	2.000
△	0.103			ALPHA1	0.000	ORBPOW	0.000
◇	0.164			BSTPOW	100.000		

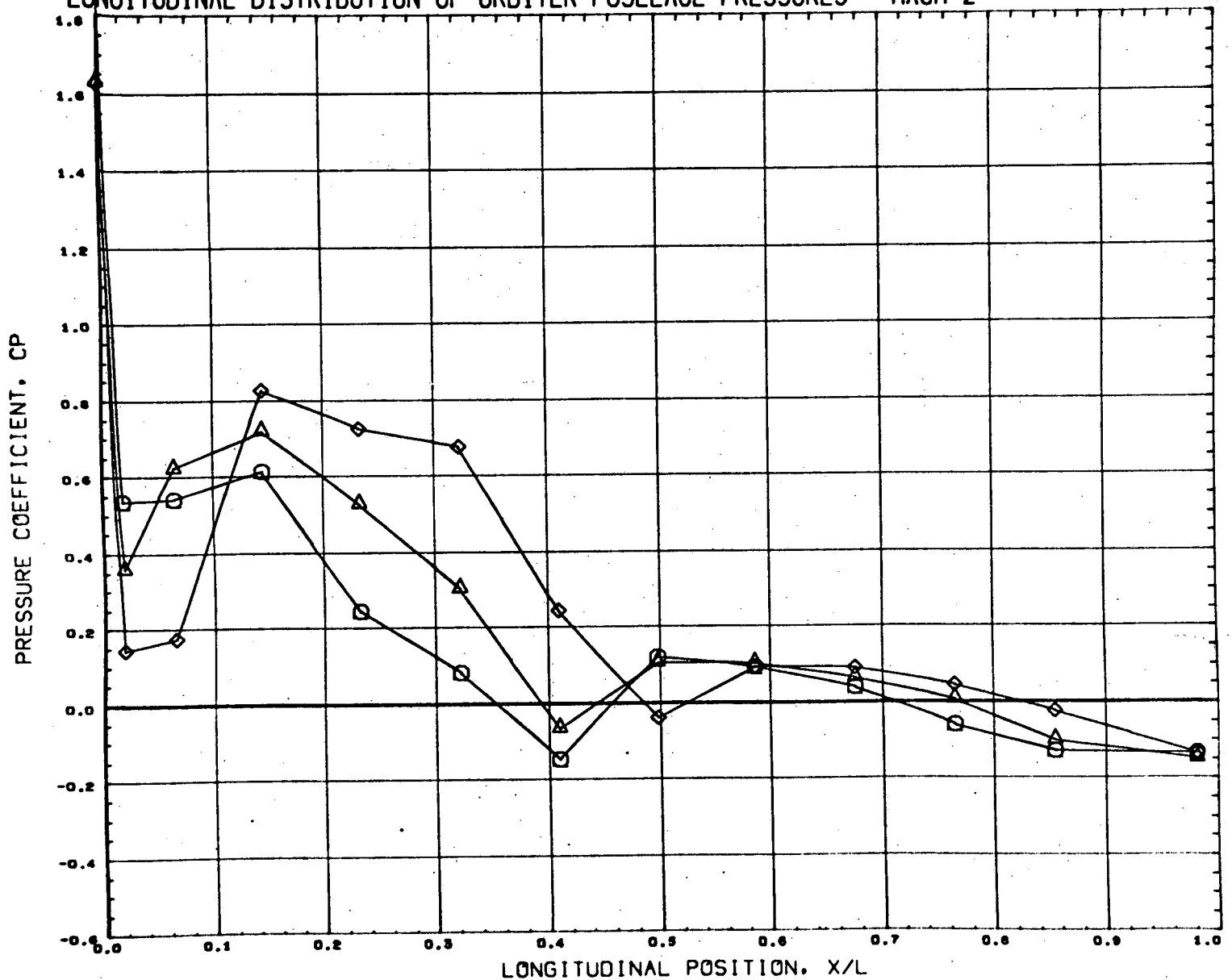
REFERENCE FILE

AEDC VA1163 MDAC ORBITER (BODY)

•FT8261•

PAGE 116

# LONGITUDINAL DISTRIBUTION OF ORBITER FUSELAGE PRESSURES - MACH 2



SYMBOL	DELTA X	Y/B	DELTA Z
○	0.041	0.000	0.106
△	0.103		
◇	0.164		

PARAMETRIC VALUES			
ALPHAB	- 4.906	MACH	2.000
ALPHA1	0.000	ORBPOW	0.000
BSTPOW	100.000		

REFERENCE FILE

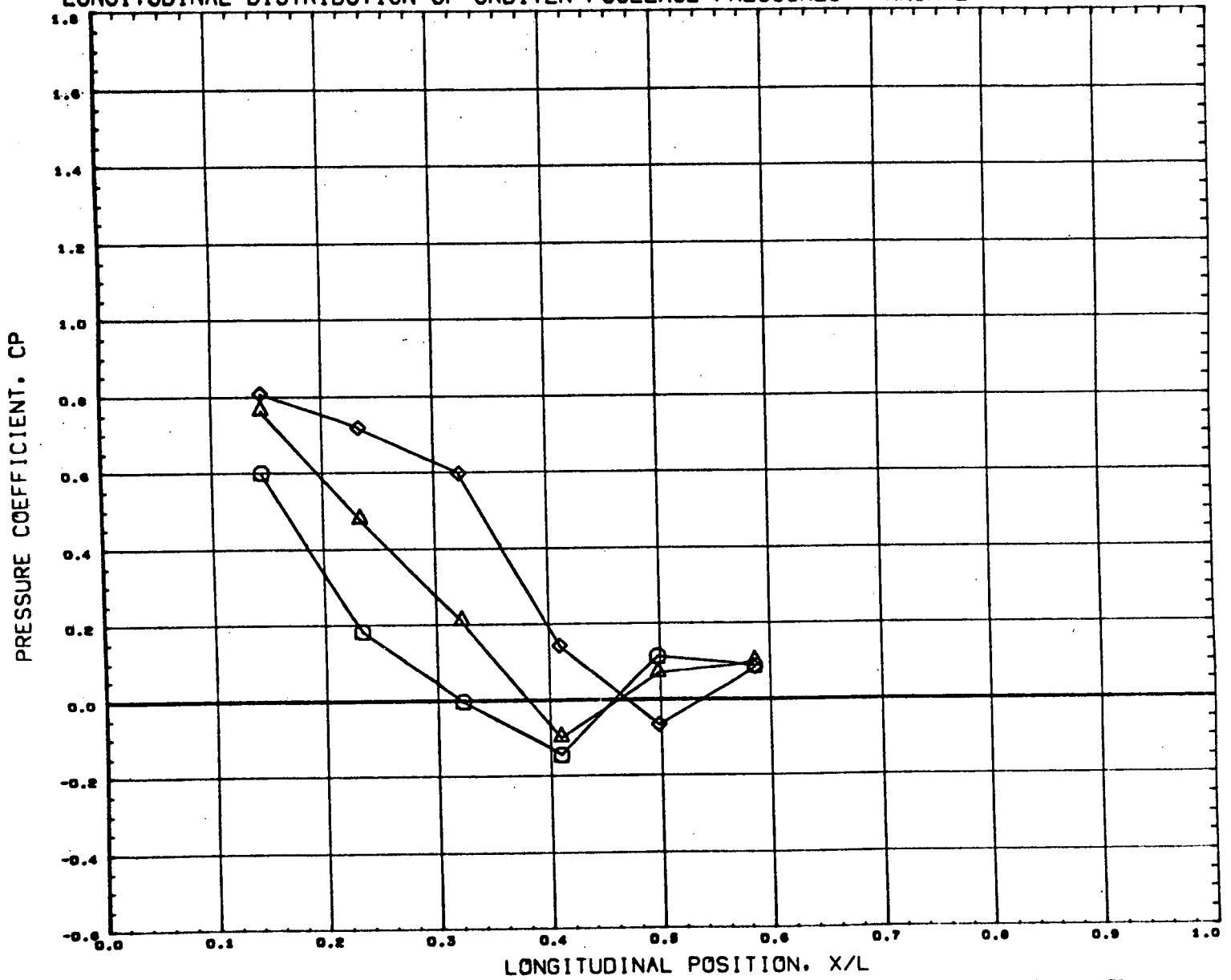
AEOC VA1163 MDAC ORBITER (BODY)

•FT8262•

PAGE 117



# LONGITUDINAL DISTRIBUTION OF ORBITER FUSELAGE PRESSURES - MACH 2



SYMBOL	DELTA X	Y/B	DELTA Z
○	0.041	0.076	0.106
△	0.103		
◇	0.164		

PARAMETRIC VALUES			
ALPHAB	- 4.906	MACH	2.000
ALPHA I	0.000	ORBPOW	0.000
BSTPOW	100.000		

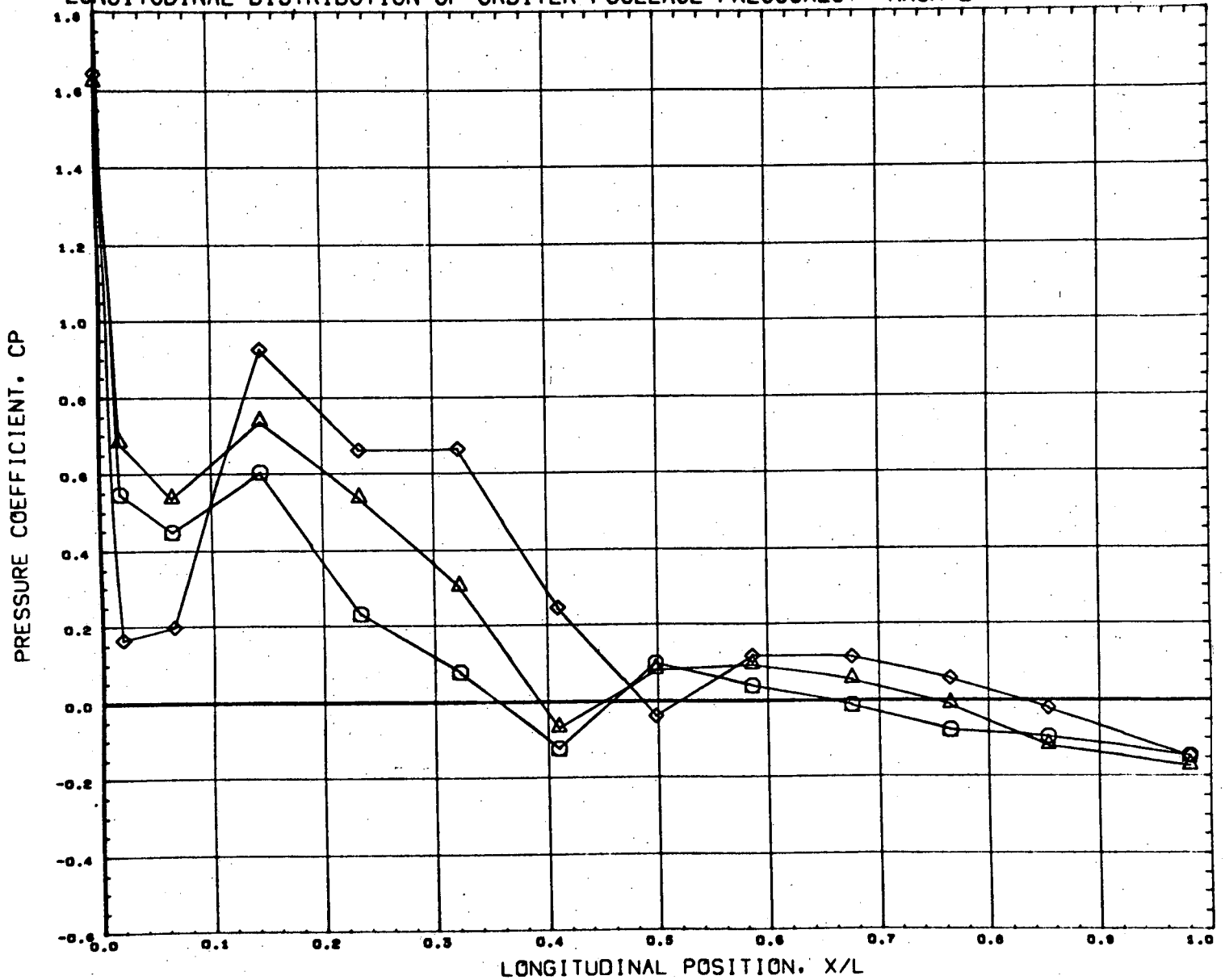
REFERENCE FILE

AEDC VA1163 MDAC ORBITER (BODY)

•FT8262•

PAGE 118

# LONGITUDINAL DISTRIBUTION OF ORBITER FUSELAGE PRESSURES - MACH 2



SYMBOL	DELTA X	Y/B	DELTA Z
○	0.041	0.000	0.106
△	0.103		
◇	0.164		

PARAMETRIC VALUES			
ALPHAB	0.050	MACH	2.000
ALPHA1	0.000	ORBPOW	0.000
BSTPCW	100.000		

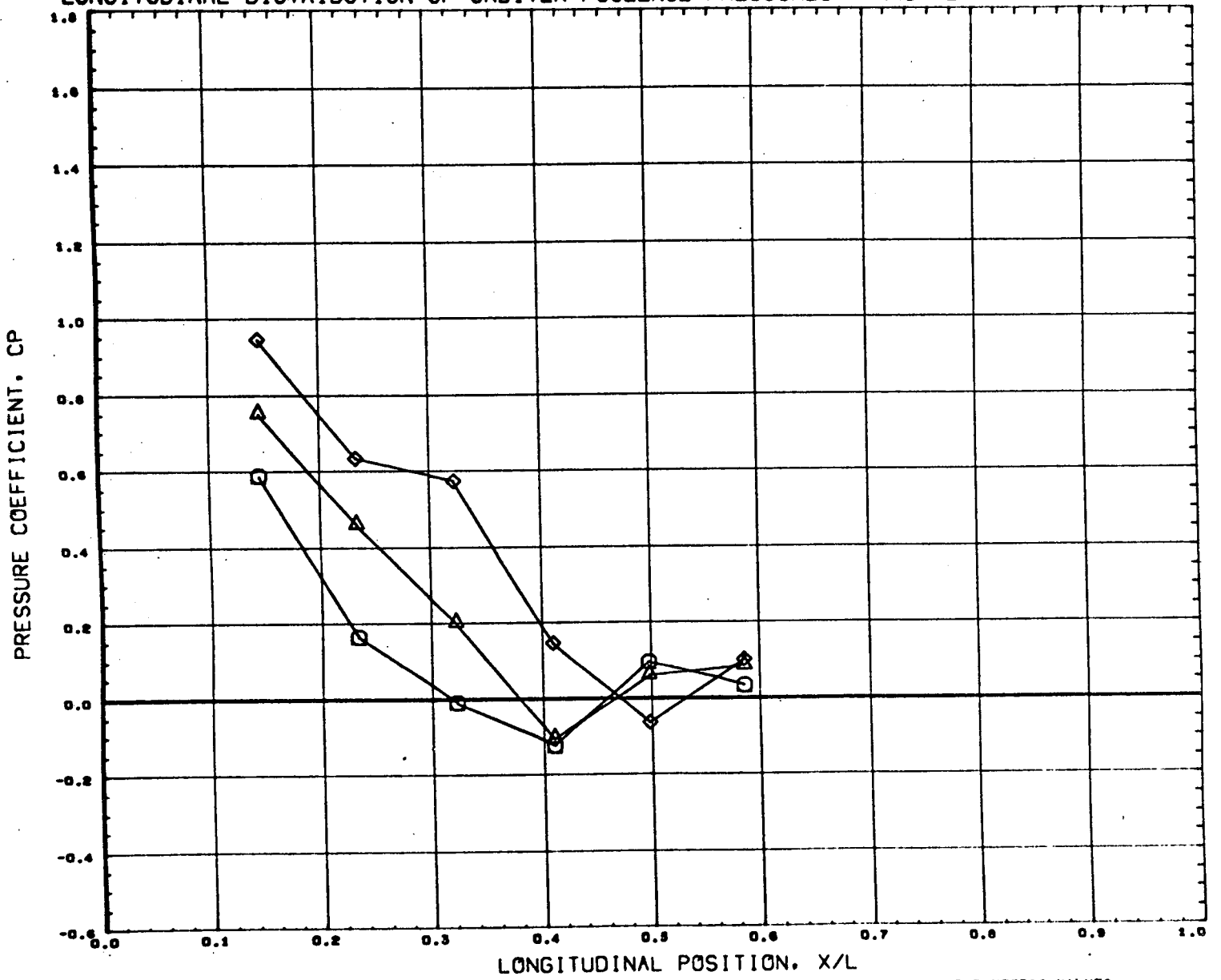
REFERENCE FILE

AEDC VA1163 MDAC ORBITER (BODY)

•FT8263•

PAGE 119

# LONGITUDINAL DISTRIBUTION OF ORBITER FUSELAGE PRESSURES - MACH 2



SYMBOL	DELTA X	Y/B	DELTA Z
○	0.041	0.076	0.106
△	0.103		
◇	0.164		

PARAMETRIC VALUES			
ALPHAB	0.050	MACH	2.000
ALPHA I	0.000	ORBPOW	0.000
BSTPOW	100.000		

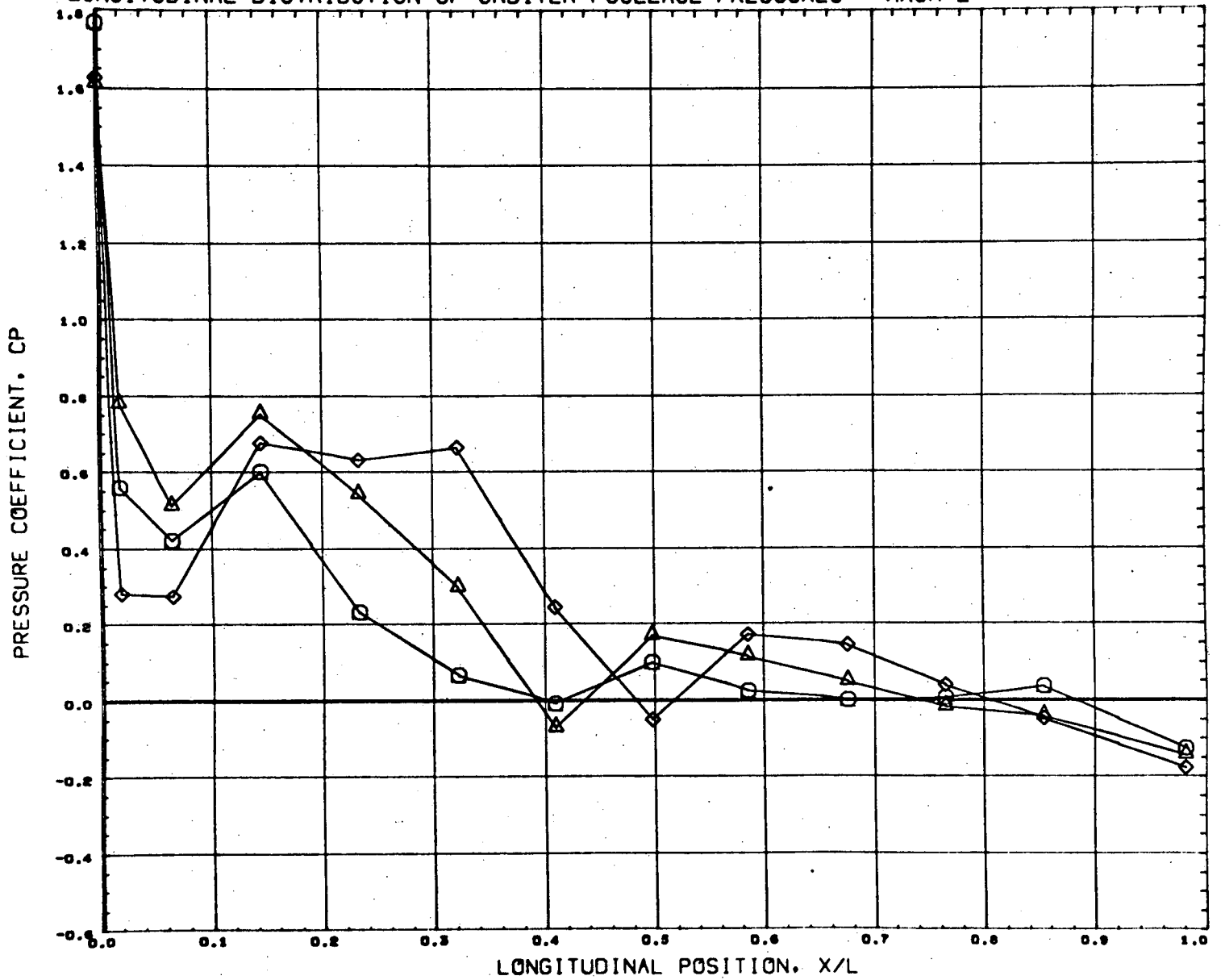
REFERENCE FILE

AEDC VA1163 MDAC ORBITER (BODY)

•FT8263•

PAGE 120

# LONGITUDINAL DISTRIBUTION OF ORBITER FUSELAGE PRESSURES - MACH 2



SYMBOL	DELTA X	Y/B	DELTA Z
○	0.041	0.000	0.106
△	0.103		
◇	0.164		

PARAMETRIC VALUES			
ALPHAB	5.090	MACH	2.000
ALPHA1	0.000	ORBPOW	0.000
BSTPOW	100.000		

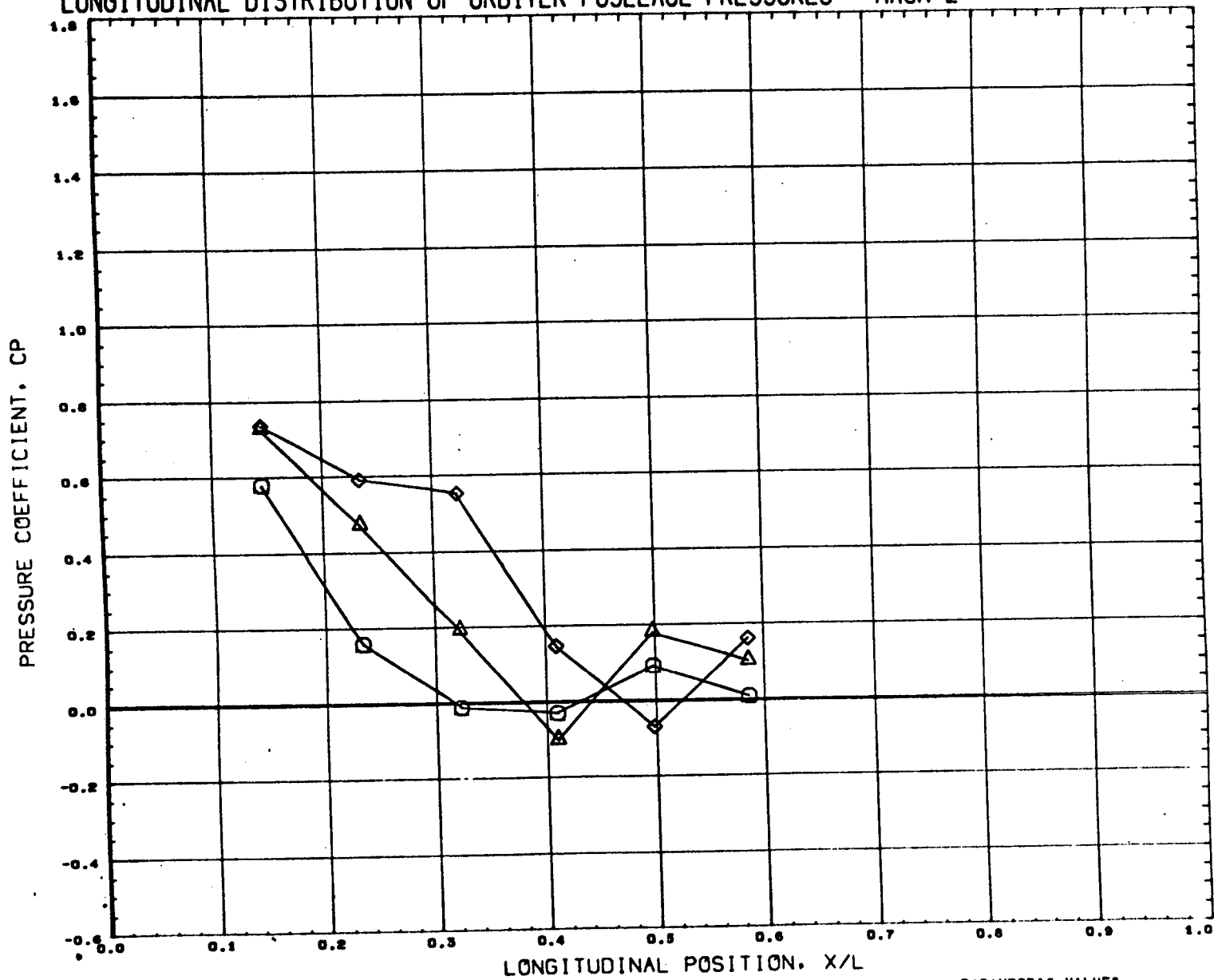
REFERENCE FILE

AEDC VA1163 MDAC ORBITER (BODY)

•FT8264•

PAGE 121

# LONGITUDINAL DISTRIBUTION OF ORBITER FUSELAGE PRESSURES - MACH 2



SYMBOL	DELTA X	Y/B	DELTA Z
○	0.041	0.076	0.106
△	0.103		
◇	0.164		

PARAMETRIC VALUES			
ALPHAB	5.090	MACH	2.000
ALPHA1	0.000	ORBPOW	0.000
BSTPOW	100.000		

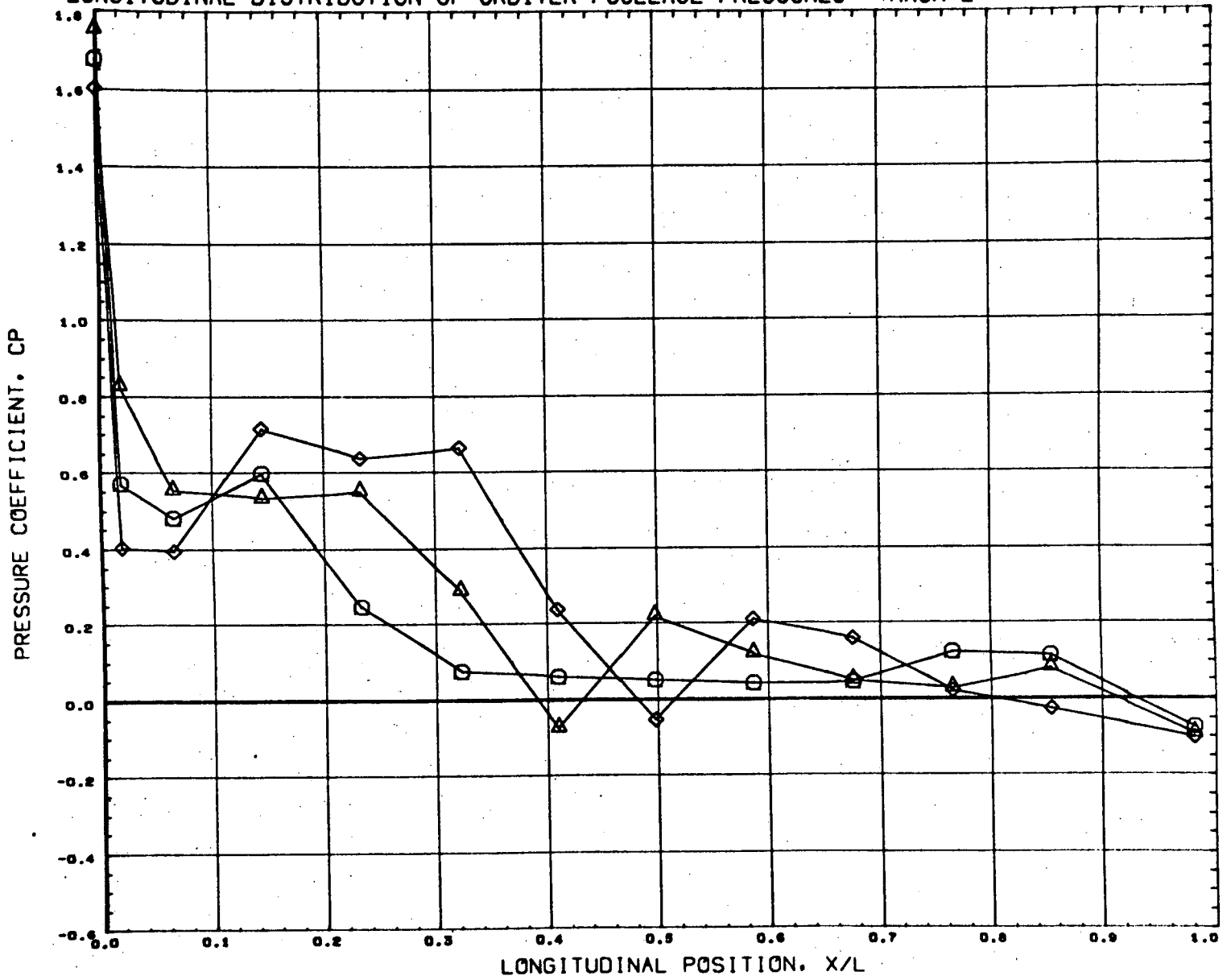
REFERENCE FILE

AEDC VA1163 MDAC ORBITER (BODY)

•FT8264•

PAGE 122

# LONGITUDINAL DISTRIBUTION OF ORBITER FUSELAGE PRESSURES - MACH 2



SYMBOL	DELTA X	Y/B	DELTA Z
○	0.041	0.000	0.106
△	0.103		
◇	0.164		

PARAMETRIC VALUES		
ALPHA B	10.050	MACH 2.000
ALPHA I	0.000	ORBPOW 0.000
BSTPOW	100.000	

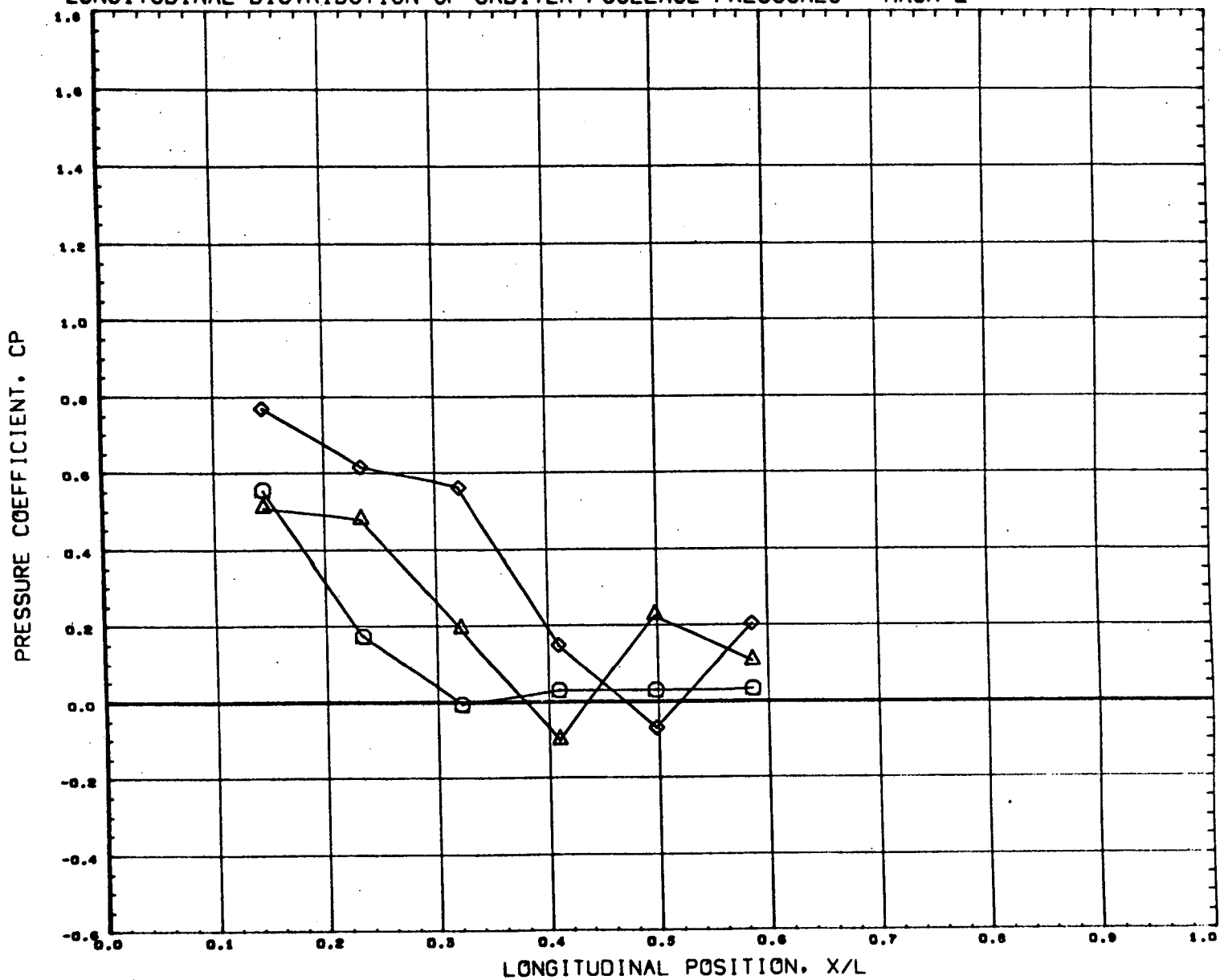
REFERENCE FILE

AEDC VA1163 MDAC ORBITER (BODY)

•FT8265•

PAGE 123

# LONGITUDINAL DISTRIBUTION OF ORBITER FUSELAGE PRESSURES - MACH 2



SYMBOL	DELTA X	Y/B	DELTA Z
○	0.041	0.076	0.106
△	0.103		
◇	0.164		

PARAMETRIC VALUES			
ALPHAB	10.050	MACH	2.000
ALPHA1	0.000	ORBPOW	0.000
BSTPOW	100.000		

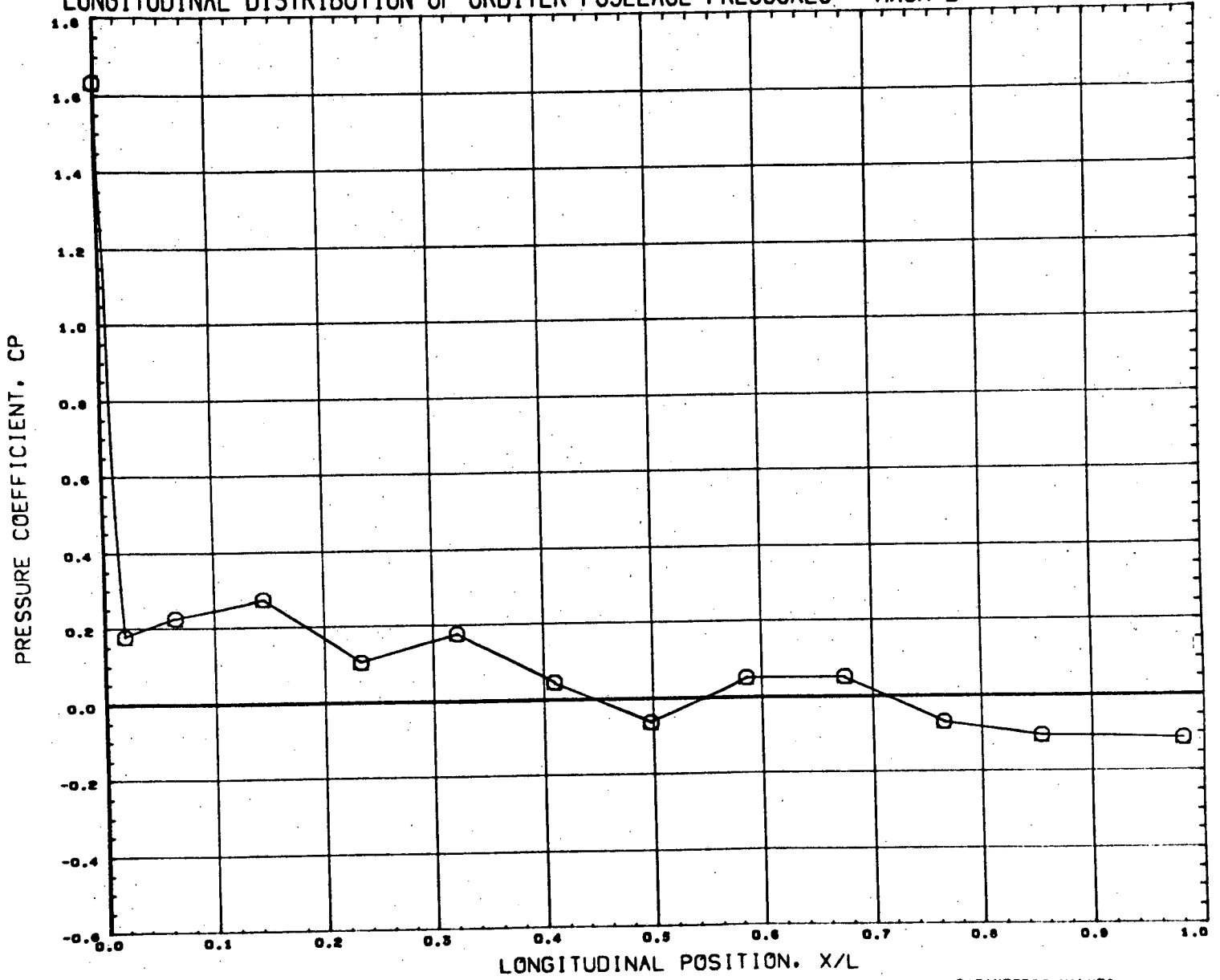
REFERENCE FILE

AEDC VA1163 MDAC ORBITER (BODY)

•FT8265•

PAGE 124

# LONGITUDINAL DISTRIBUTION OF ORBITER FUSELAGE PRESSURES - MACH 2



SYMBOL	DELTA X	Y/B	DELTA Z
○	0.179	0.000	0.106

PARAMETRIC VALUES			
ALPHAB	9.930	MACH	2.000
ALPHA I	0.000	ORBPOW	100.000
BSTPOW	100.000		

REFERENCE FILE

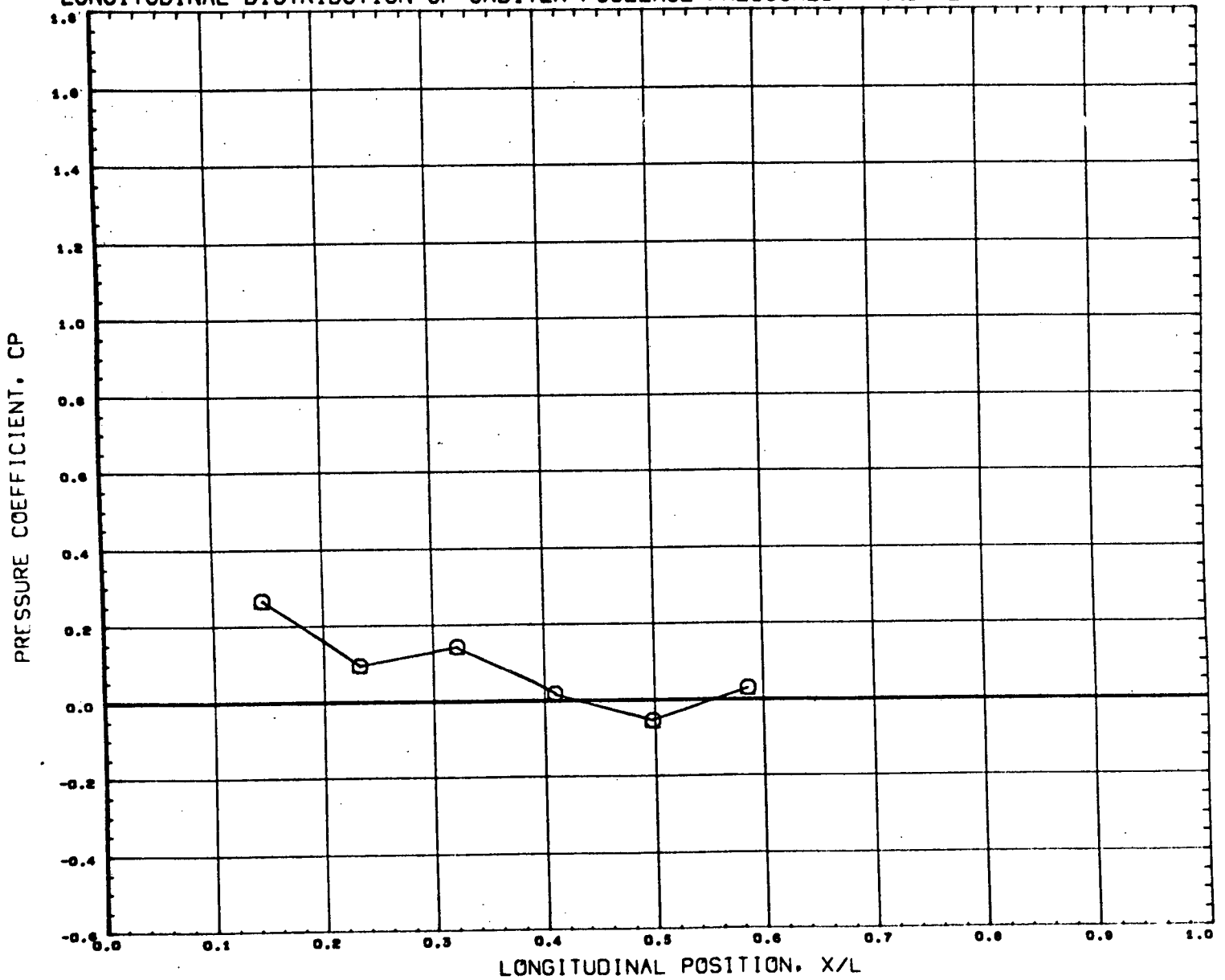
AEDC VA1163 MDAC ORBITER (BODY)

•FT8271•

PAGE 125



# LONGITUDINAL DISTRIBUTION OF ORBITER FUSELAGE PRESSURES - MACH 2



SYMBOL    DELTAX    Y/B    DELTAZ  
 ○    -    0.179    0.076    0.106

PARAMETRIC VALUES  
 ALPHAB - 9.930    MACH    2.000  
 ALPHAT    0.000    ORBPOW    100.000  
 BSTPOW    100.000

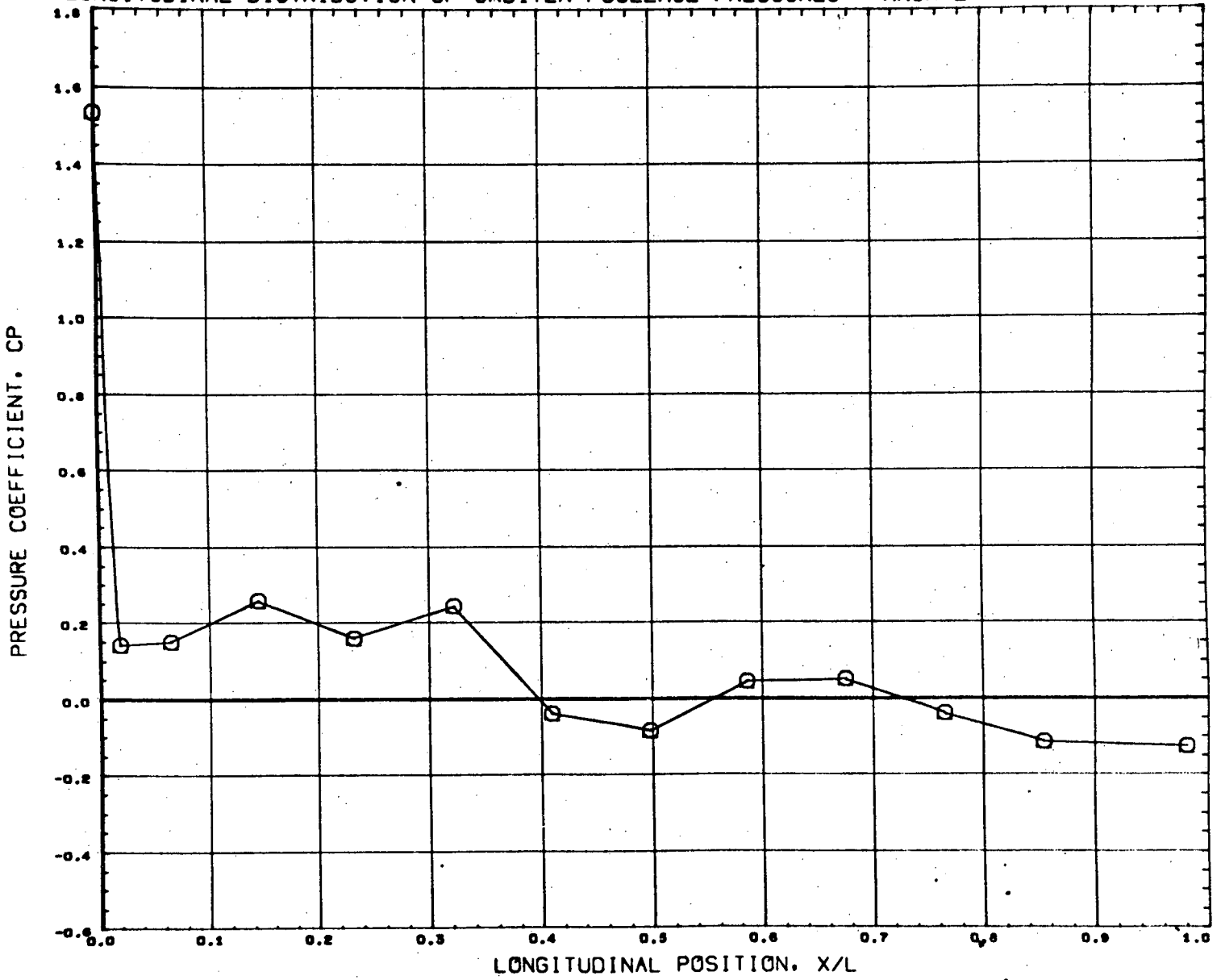
REFERENCE FILE

AEDC VA1163 MDAC ORBITER (BODY)

•FT8271•

PAGE 126

# LONGITUDINAL DISTRIBUTION OF ORBITER FUSELAGE PRESSURES - MACH 2



SYMBOL	DELTA X	Y/B	DELTA Z
○	0.179	0.000	0.106

PARAMETRIC VALUES			
ALPHAB	4.000	MACH	2.000
ALPHA1	0.000	ORBPOW	100.000
BSTPOW	100.000		

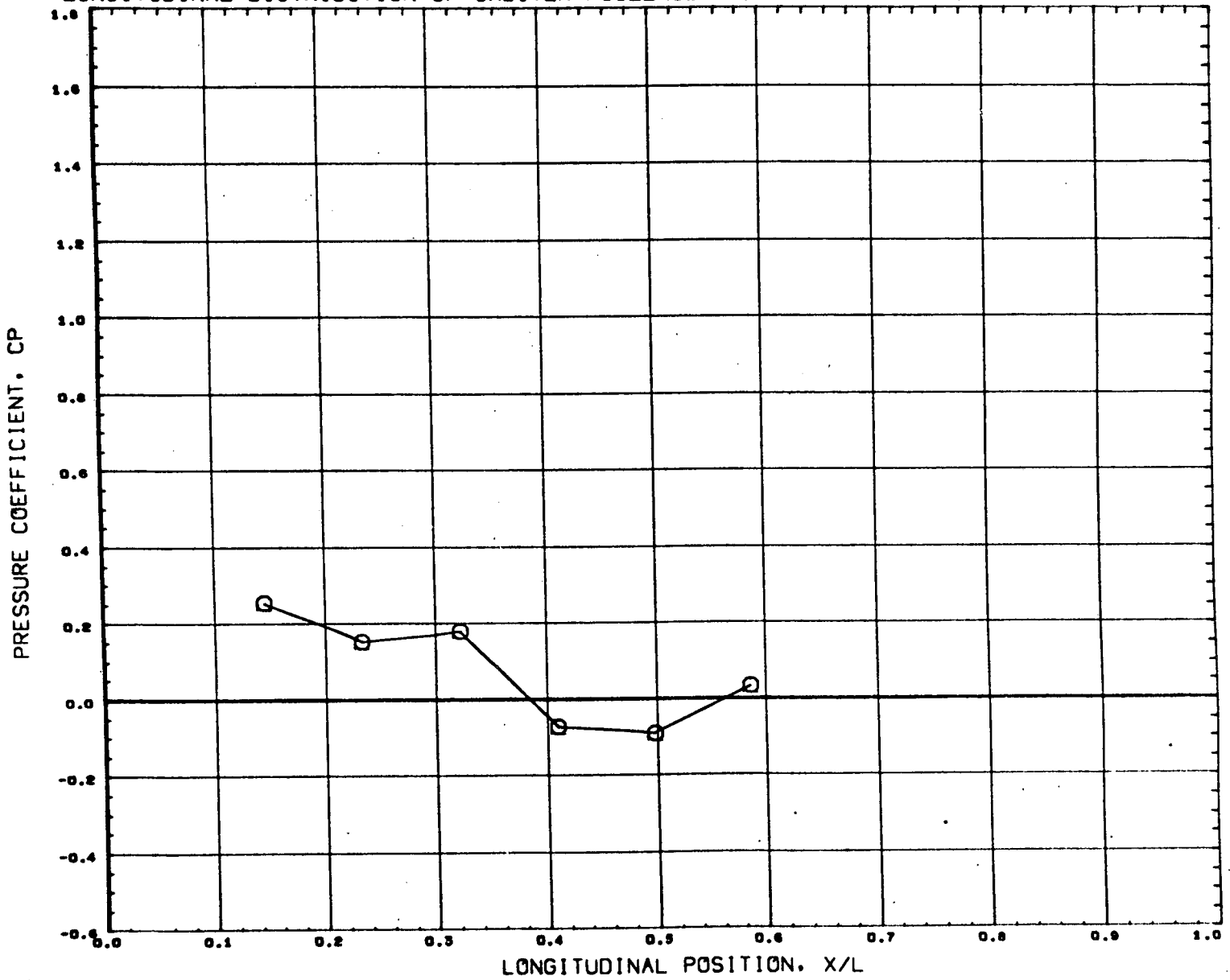
REFERENCE FILE

AEDC VA1163 MDAC ORBITER (BODY)

•FT8272•

PAGE 127

# LONGITUDINAL DISTRIBUTION OF ORBITER FUSELAGE PRESSURES - MACH 2



SYMBOL DELTAX Y/B DELTAZ  
 O - 0.179 0.076 0.106

PARAMETRIC VALUES  
 ALPHAB - 4.900 MACH 2.000  
 ALPHA1 0.000 ORBPOW 100.000  
 BSTPOW 100.000

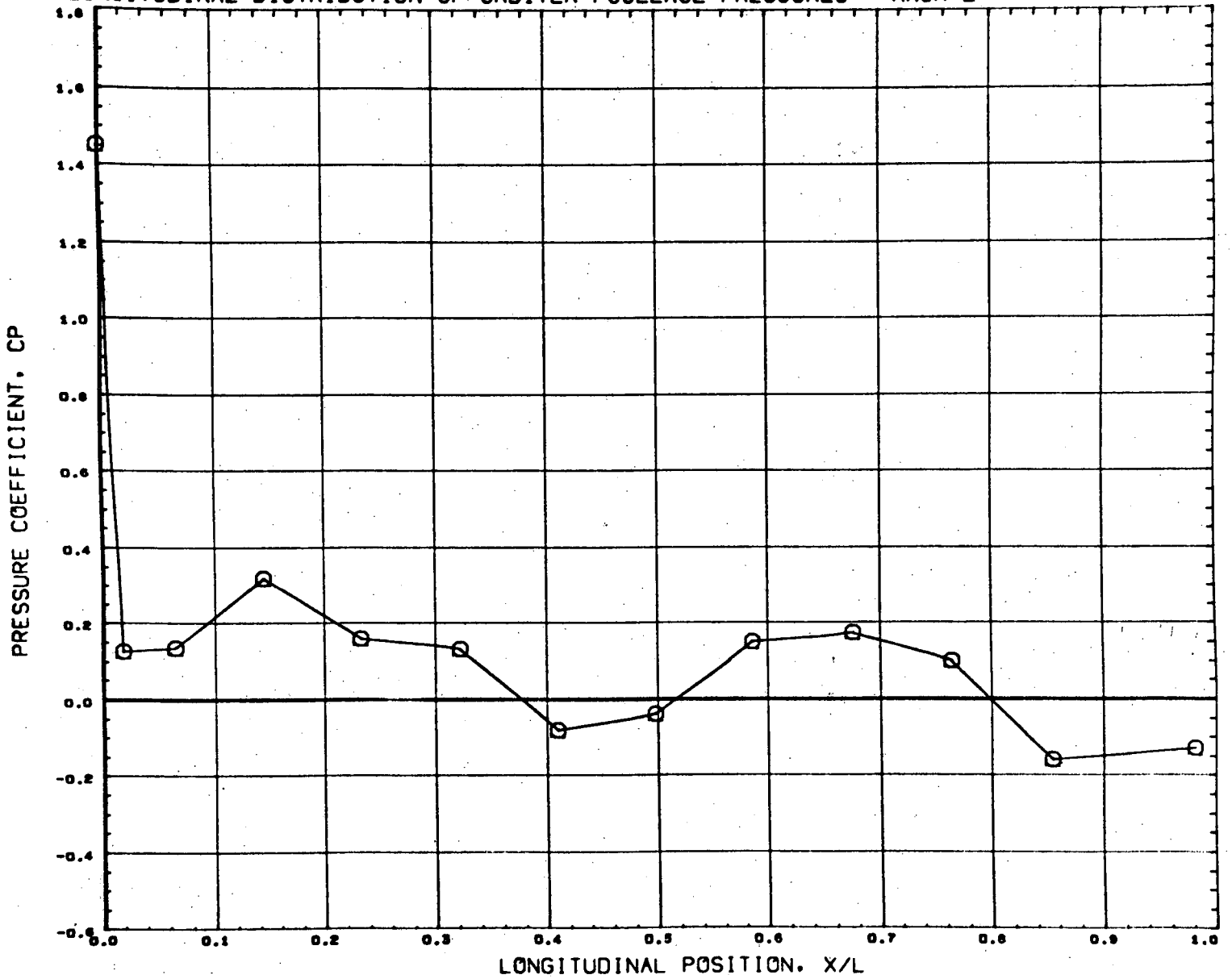
REFERENCE FILE

AEDC VA1163 MDAC ORBITER (BODY)

•FT8272•

PAGE 128

# LONGITUDINAL DISTRIBUTION OF ORBITER FUSELAGE PRESSURES - MACH 2



SYMBOL	DELTA X	Y/B	DELTA Z
○	0.179	0.000	0.106

PARAMETRIC VALUES			
ALPHAB	0.050	MACH	2.000
ALPHAI	0.000	ORBPOW	100.000
BSTPOW	100.000		

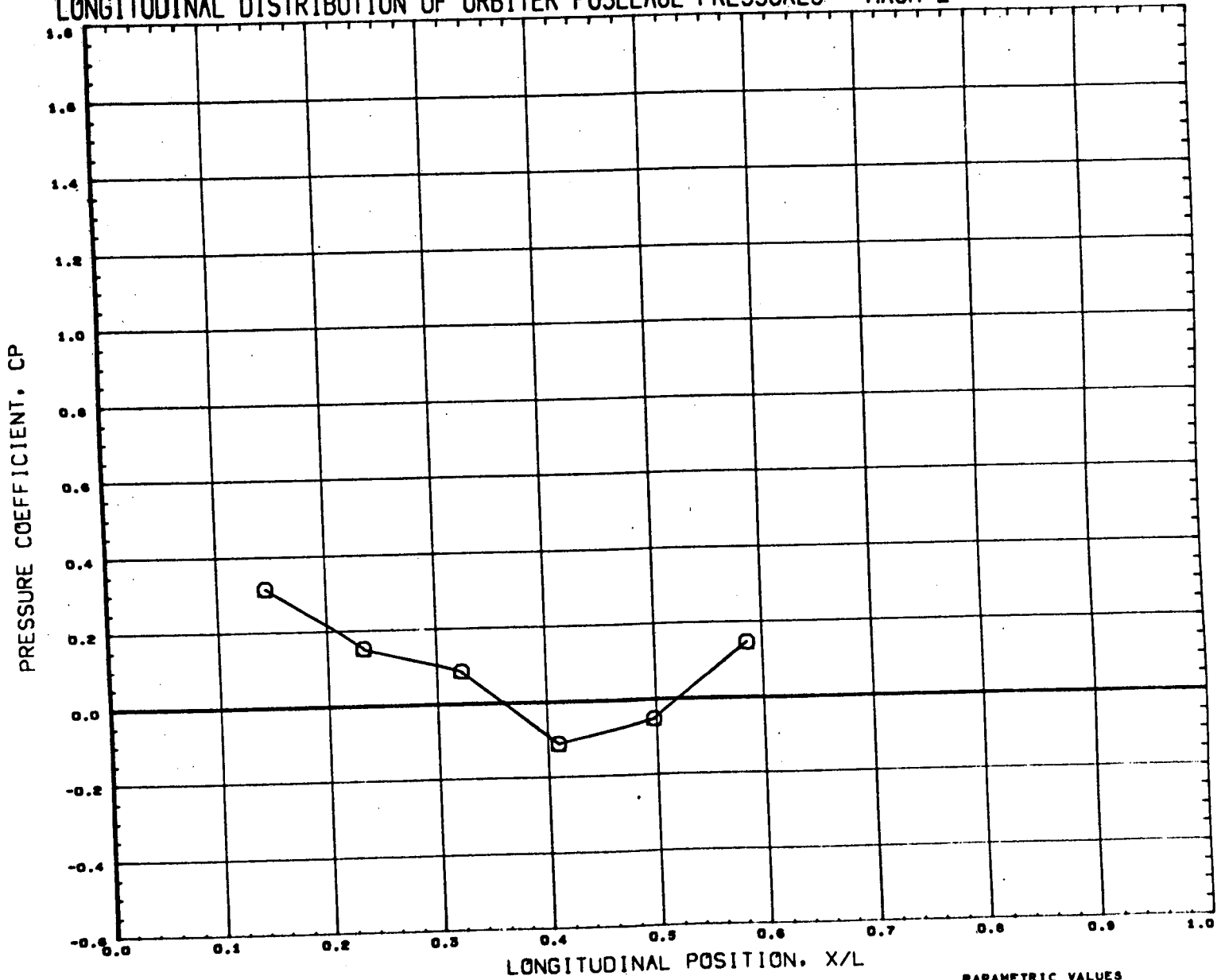
REFERENCE FILE

AEDC VA1163 MDAC ORBITER (BODY)

•FT8273•

PAGE 129

# LONGITUDINAL DISTRIBUTION OF ORBITER FUSELAGE PRESSURES - MACH 2



SYMBOL DELTAX Y/B DELTAZ  
 O - 0.179 0.076 0.106

PARAMETRIC VALUES  
 ALPHAB 0.050 MACH 2.000  
 ALPHAI 0.000 ORBPOW 100.000  
 BSTPOW 100.000

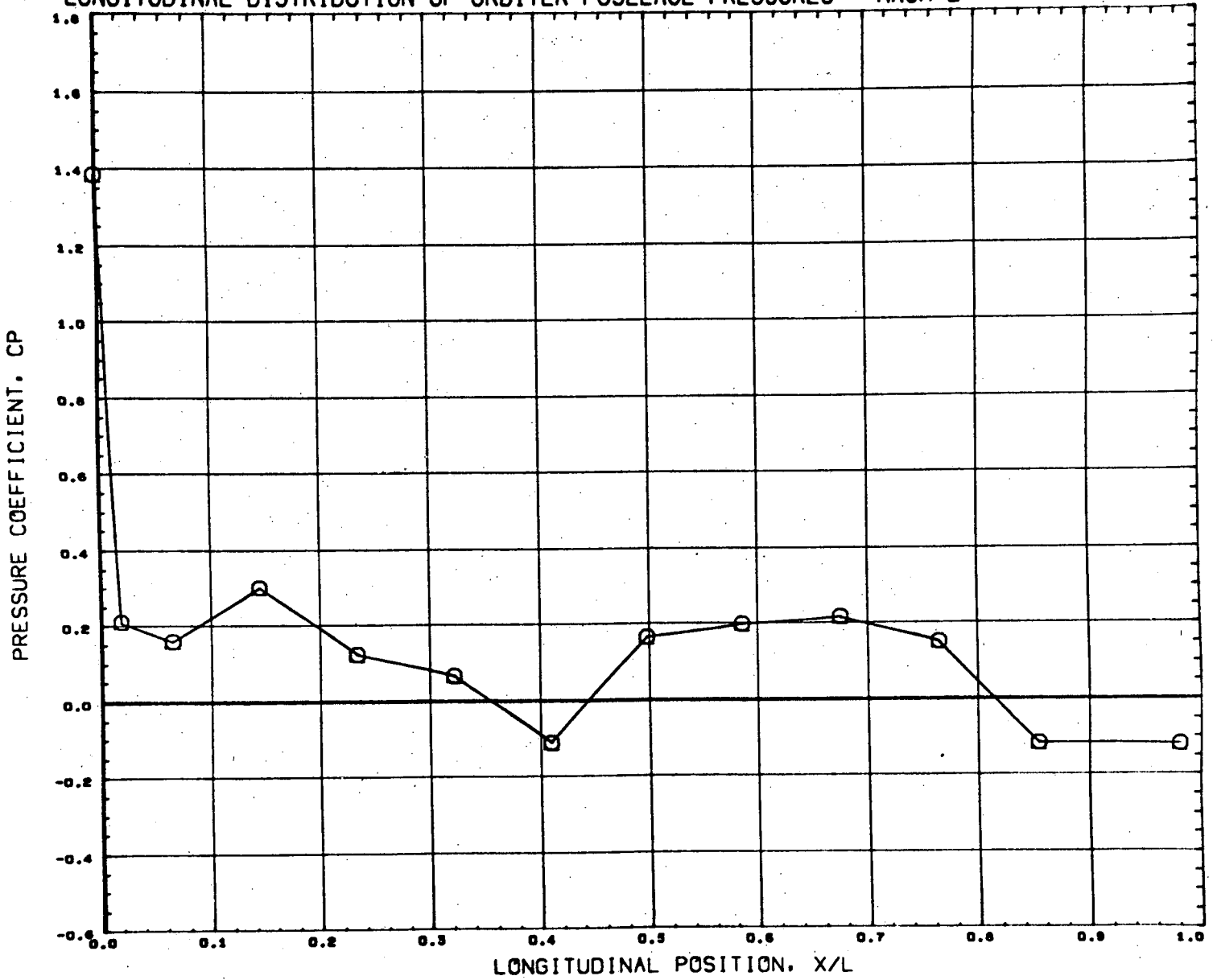
REFERENCE FILE

AEDC VA1163 MDAC ORBITER (BODY)

•FT8273•

PAGE 130

# LONGITUDINAL DISTRIBUTION OF ORBITER FUSELAGE PRESSURES - MACH 2



SYMBOL	DELTA X	Y/B	DELTA Z
○	0.179	0.000	0.108

PARAMETRIC VALUES			
ALPHAB	5.080	MACH	2.000
ALPHA I	0.000	ORSPOW	100.000
BSTPOW	100.000		

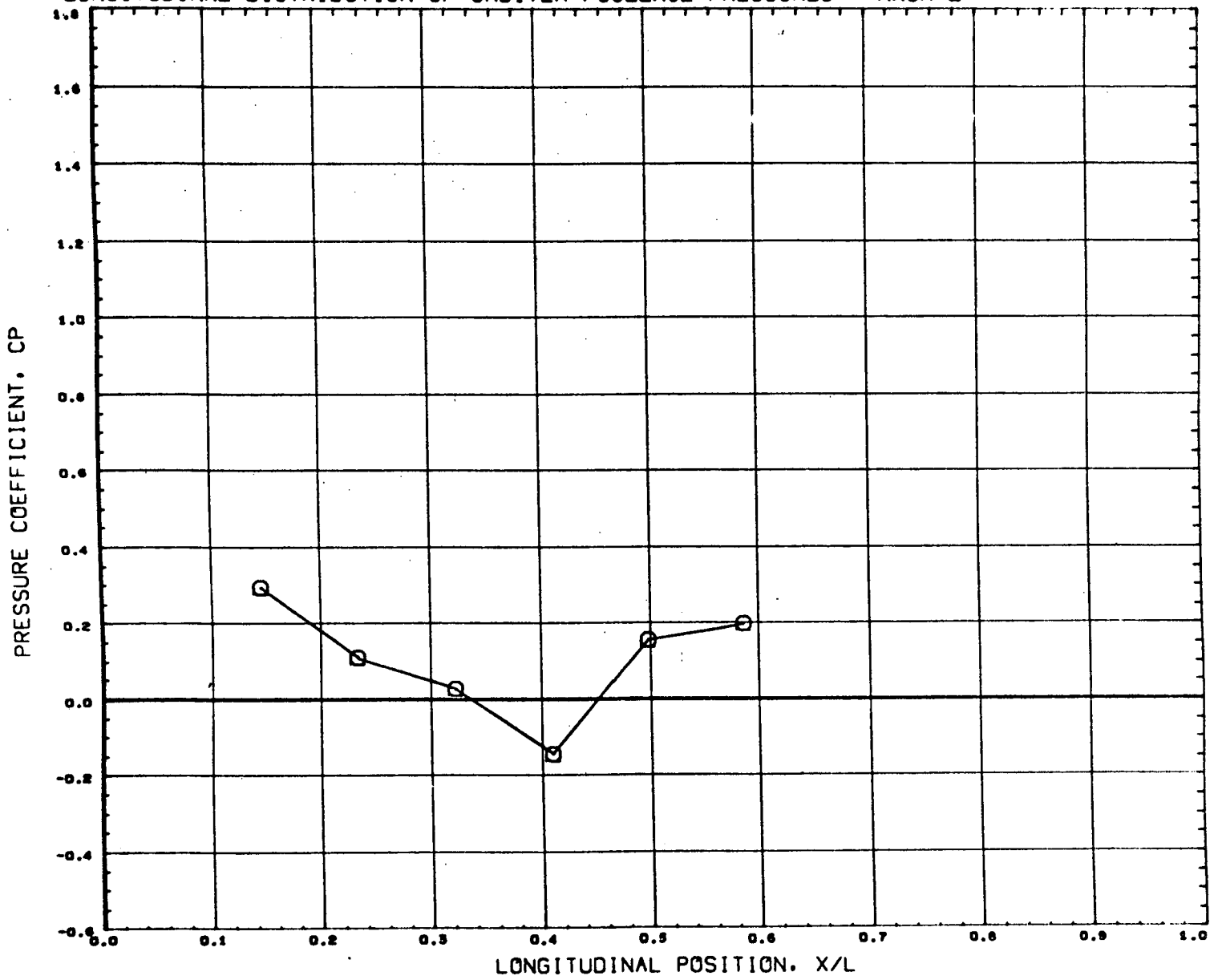
REFERENCE FILE

AEDC VA1163 MDAC ORBITER (BODY)

•FT8274•

PAGE 131

# LONGITUDINAL DISTRIBUTION OF ORBITER FUSELAGE PRESSURES - MACH 2



SYMBOL    DELTAX    Y/B    DELTAZ  
 ○    -    0.179    0.076    0.106

PARAMETRIC VALUES  
 ALPHAB    5.080    MACH    2.000  
 ALPHAI    0.000    ORBPOW    100.000  
 BSTPOW    100.000

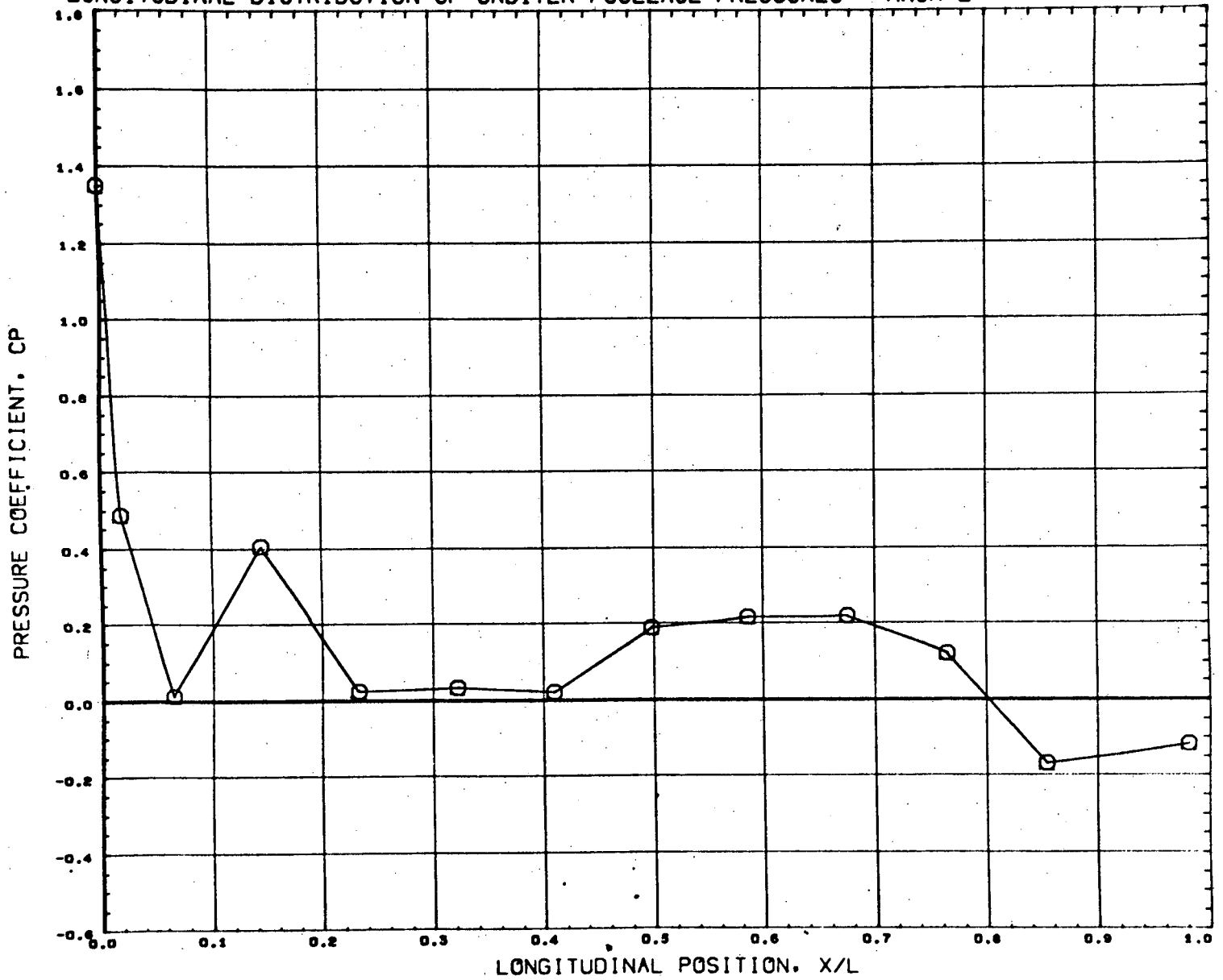
REFERENCE FILE

AEDC VA1163 MDAC ORBITER (BODY)

•FT8274•

PAGE 132

# LONGITUDINAL DISTRIBUTION OF ORBITER FUSELAGE PRESSURES - MACH 2



SYMBOL    DELTAX    Y/B    DELTAZ  
 ○    -    0.179    0.000    0.106

PARAMETRIC VALUES  
 ALPHAB    10.000    MACH    2.000  
 ALPHA1    0.000    ORBPOW    100.000  
 BSTPOW    100.000

REFERENCE FILE

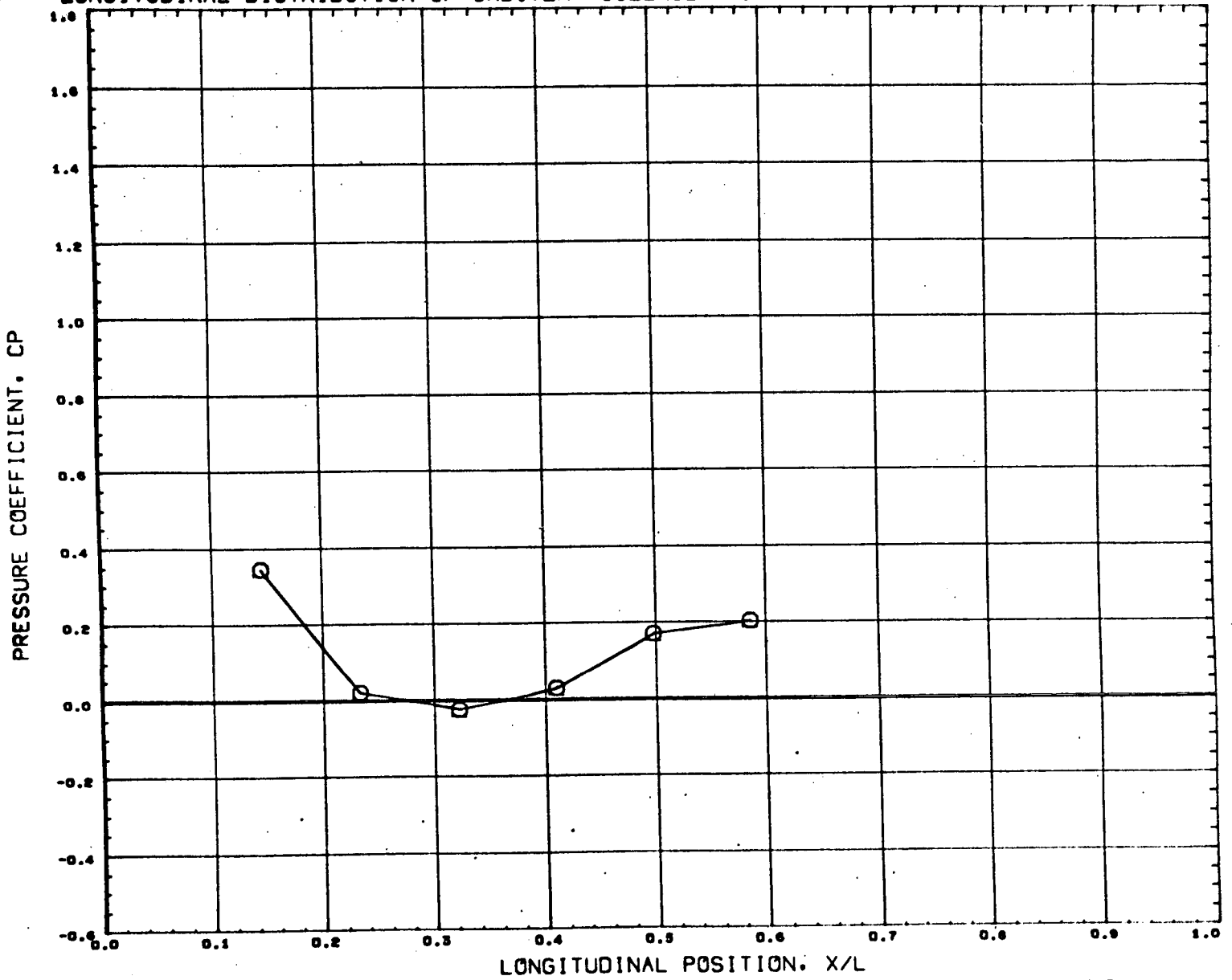
AEDC VA1163 MDAC ORBITER (BODY)

•FT8275•

PAGE 133



# LONGITUDINAL DISTRIBUTION OF ORBITER FUSELAGE PRESSURES - MACH 2



SYMBOL	DELTA X	Y/B	DELTA Z
○	0.179	0.076	0.106

PARAMETRIC VALUES			
ALPHAB	10.050	MACH	2.000
ALPHA1	0.000	ORBPOW	100.000
BSTPOW	100.000		

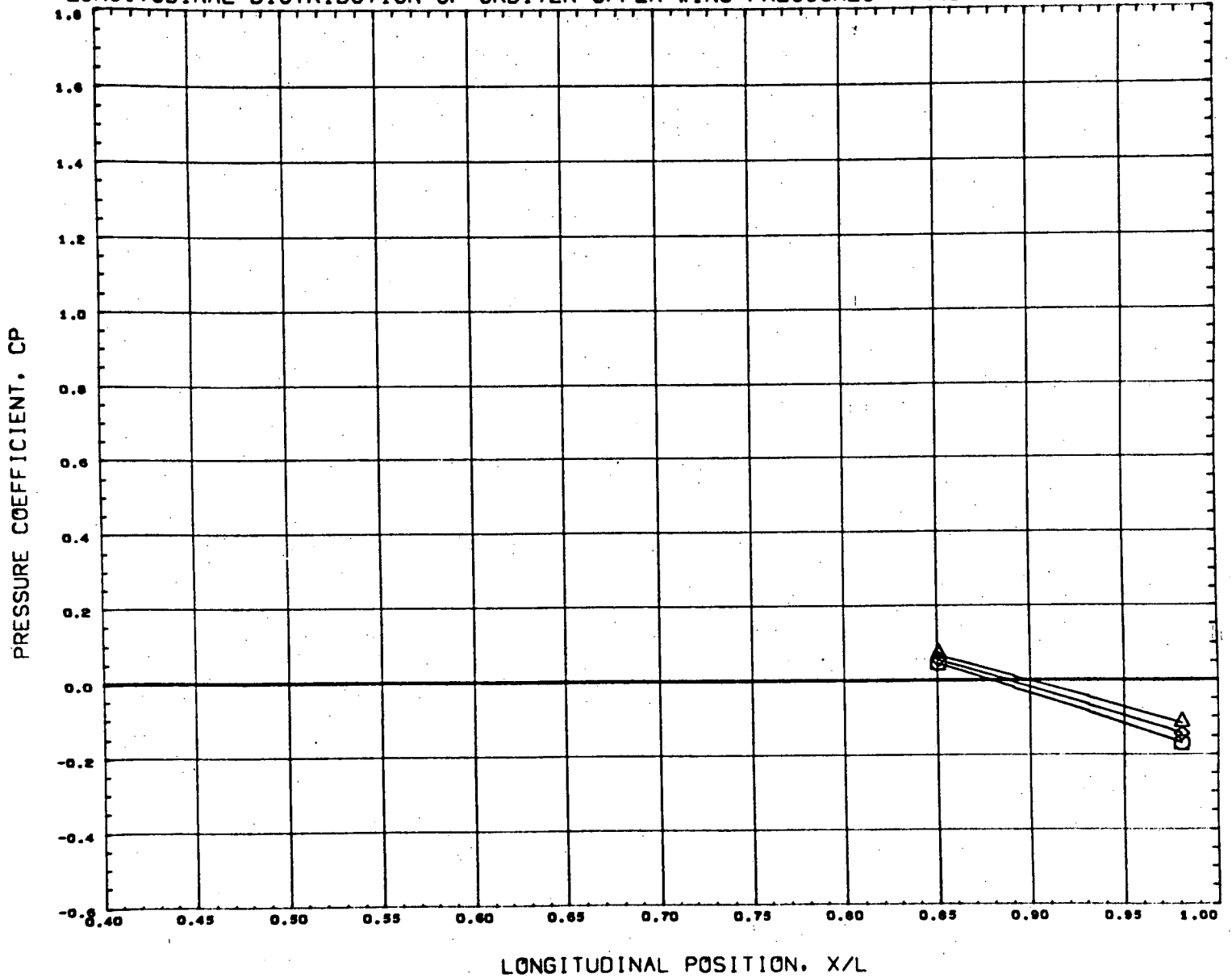
REFERENCE FILE

AEDC VA1163 MDAC ORBITER (BODY)

•FT8275•

PAGE 134

LONGITUDINAL DISTRIBUTION OF ORBITER UPPER WING PRESSURES - MACH 2



SYMBOL	DELTA X	Y/B	DELTA Z
○	0.143	0.269	0.120
△	0.102		
◇	0.227		

PARAMETRIC VALUES			
ALPHAB	9.952	MACH	2.000
ALPHA1	0.000	ORBPOW	100.000
BSTPOW	50.000		

REFERENCE FILE

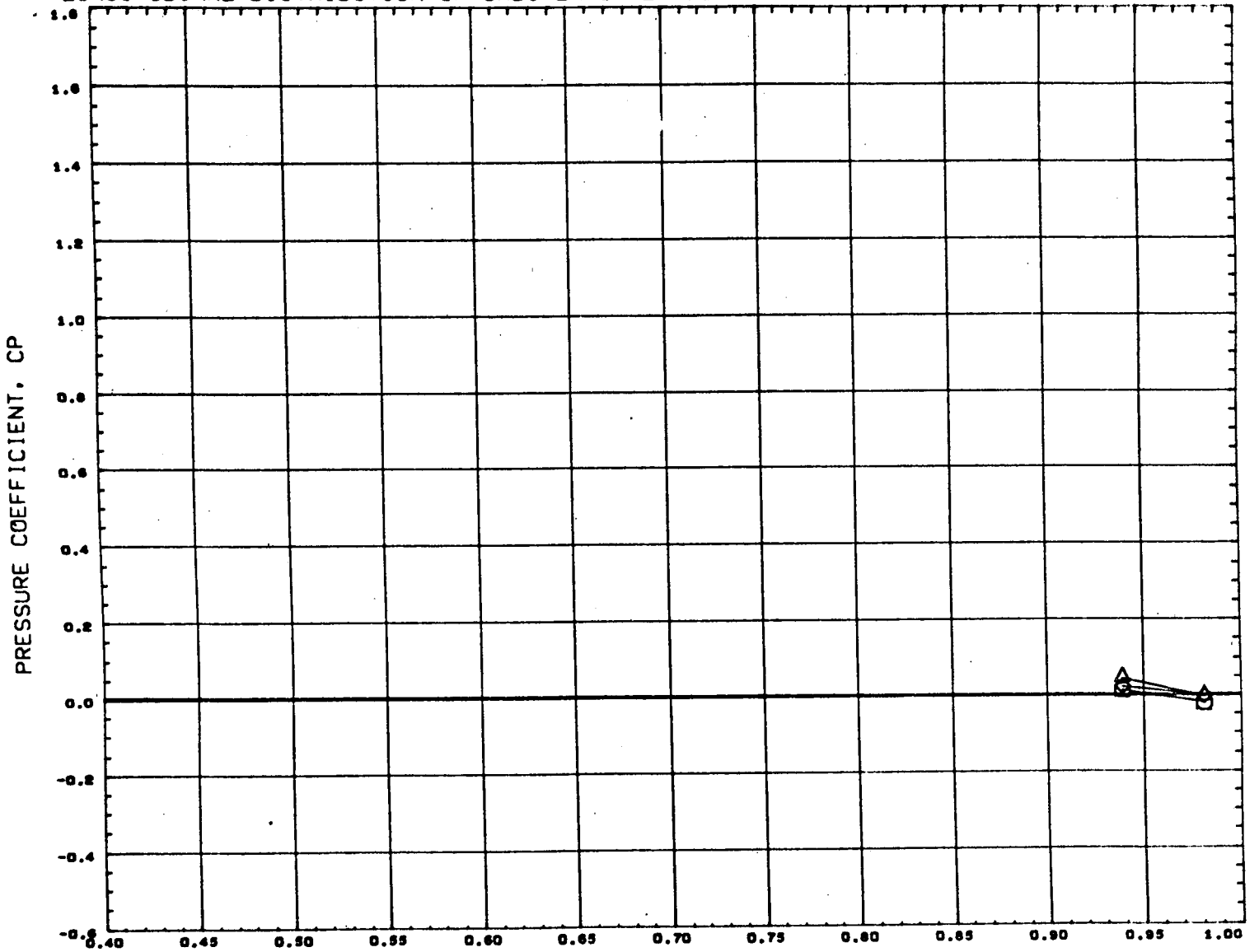
AEDC VA1163 MDAC ORBITER (UPPER WING)

•GT8211•

PAGE 135

4/11

# LONGITUDINAL DISTRIBUTION OF ORBITER UPPER WING PRESSURES - MACH 2



LONGITUDINAL POSITION, X/L

SYMBOL	DELTA X	Y/B	DELTA Z
○	0.143	0.399	0.120
△	0.102		
◇	0.227		

PARAMETRIC VALUES			
ALPHAB	9.952	MACH	2.000
ALPHA I	0.000	ORBPOW	100.000
BSTPOW	50.000		

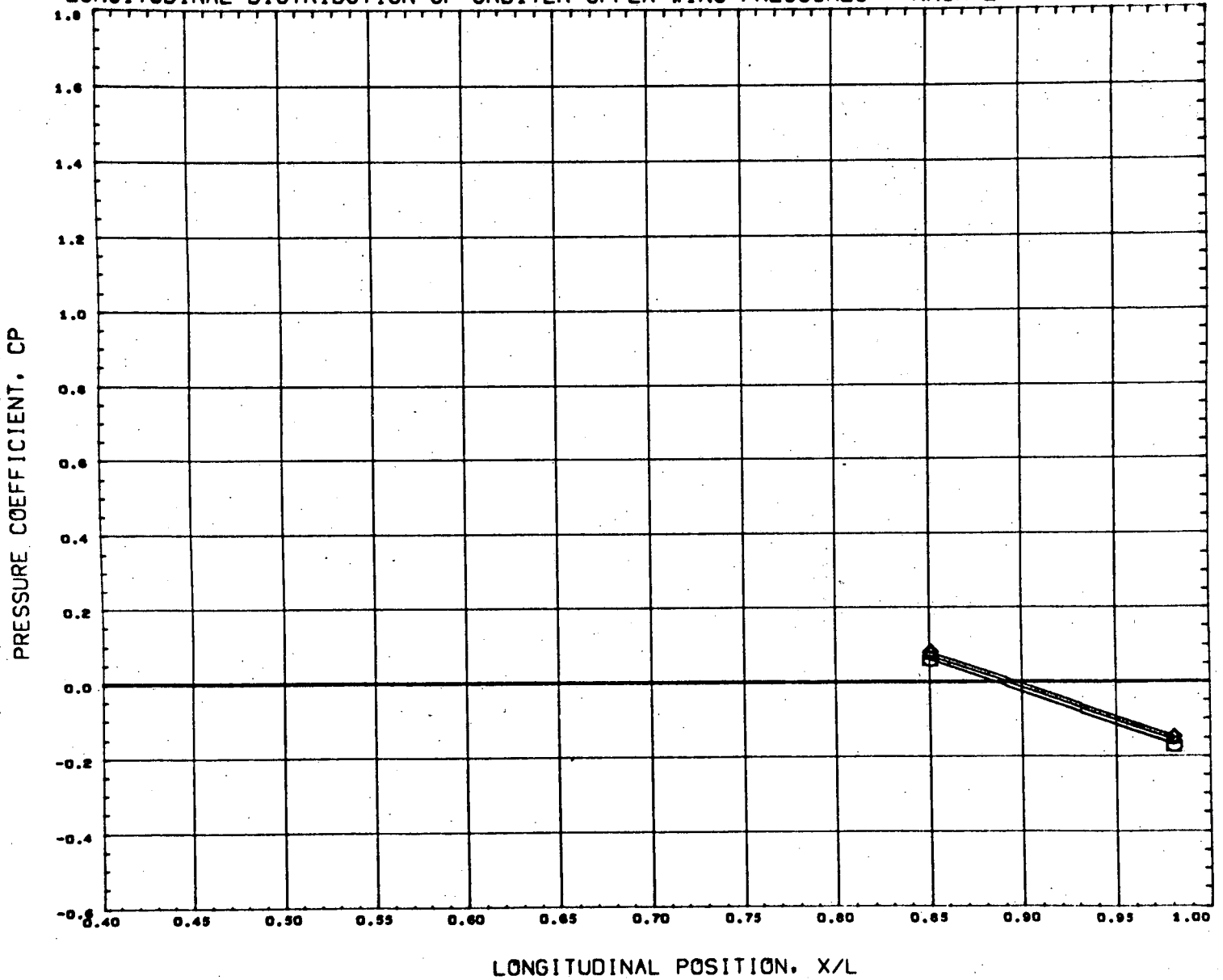
REFERENCE FILE

AEDC VA1163 MDAC ORBITER (UPPER WING)

•GT8211•

PAGE 136

# LONGITUDINAL DISTRIBUTION OF ORBITER UPPER WING PRESSURES - MACH 2

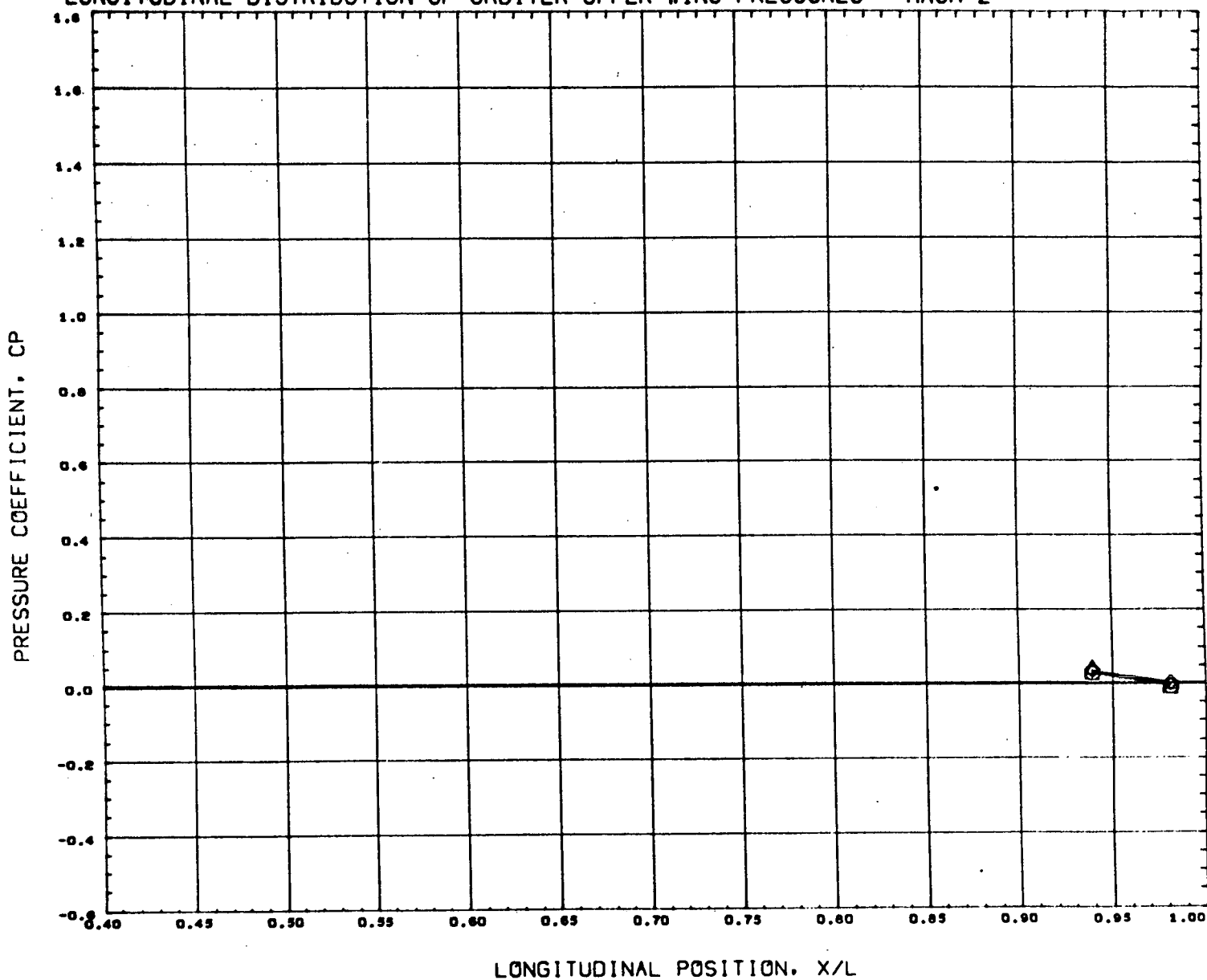


SYMBOL	DELTA X	Y/B	DELTA Z
○	0.144	0.289	0.151
△	0.102		
◇	0.226		

PARAMETRIC VALUES			
ALPHAB	9.952	MACH	2.000
ALPHAT	0.000	ORBPOW	100.000
BSTPCW	50.000		

REFERENCE FILE

# LONGITUDINAL DISTRIBUTION OF ORBITER UPPER WING PRESSURES - MACH 2

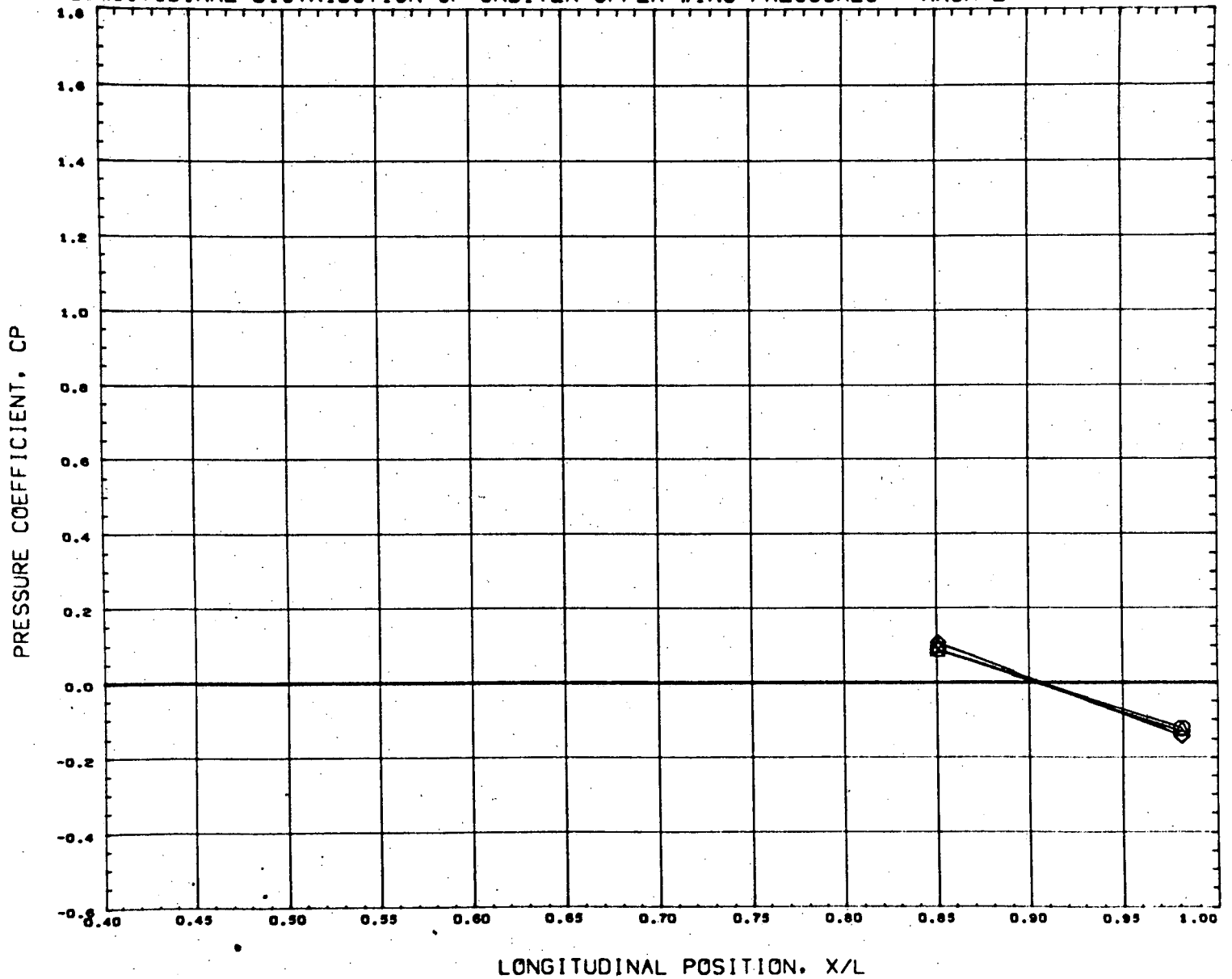


SYMBOL	DELTA X	Y/B	DELTA Z
○	0.144	0.399	0.151
△	0.102		
◇	0.226		

PARAMETRIC VALUES			
ALPHAB	- 9.952	MACH	2.000
ALPHA I	0.000	ORBPOW	100.000
BSTPOW	50.000		

REFERENCE FILE

# LONGITUDINAL DISTRIBUTION OF ORBITER UPPER WING PRESSURES - MACH 2

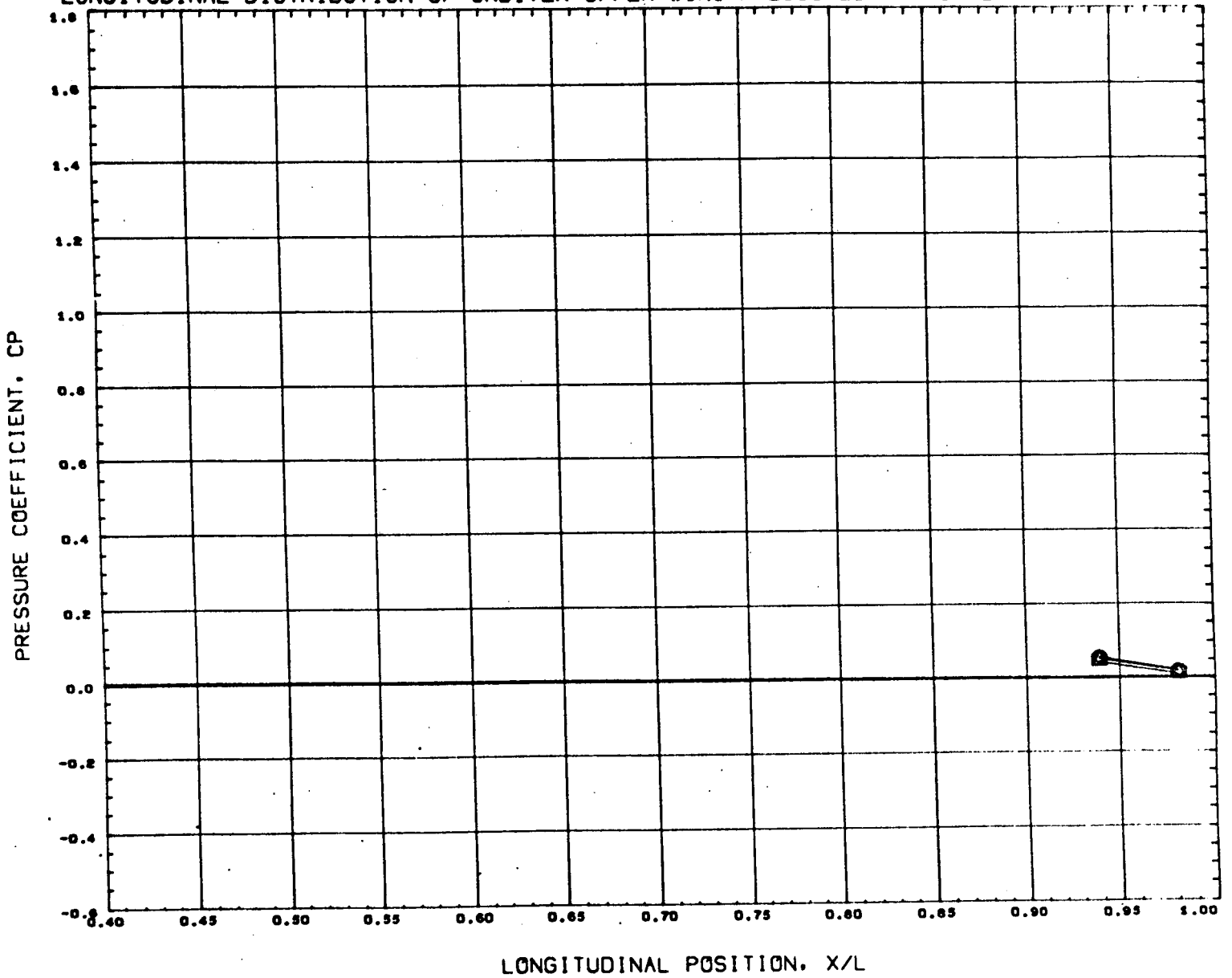


SYMBOL	DELTA X	Y/B	DELTA Z
○	0.143	0.269	0.228
△	0.103		
◇	0.227		

PARAMETRIC VALUES			
ALPHAB	9.952	MACH	2.000
ALPHA1	0.000	ORBPOW	100.000
BSTPOW	50.000		

REFERENCE FILE

# LONGITUDINAL DISTRIBUTION OF ORBITER UPPER WING PRESSURES - MACH 2

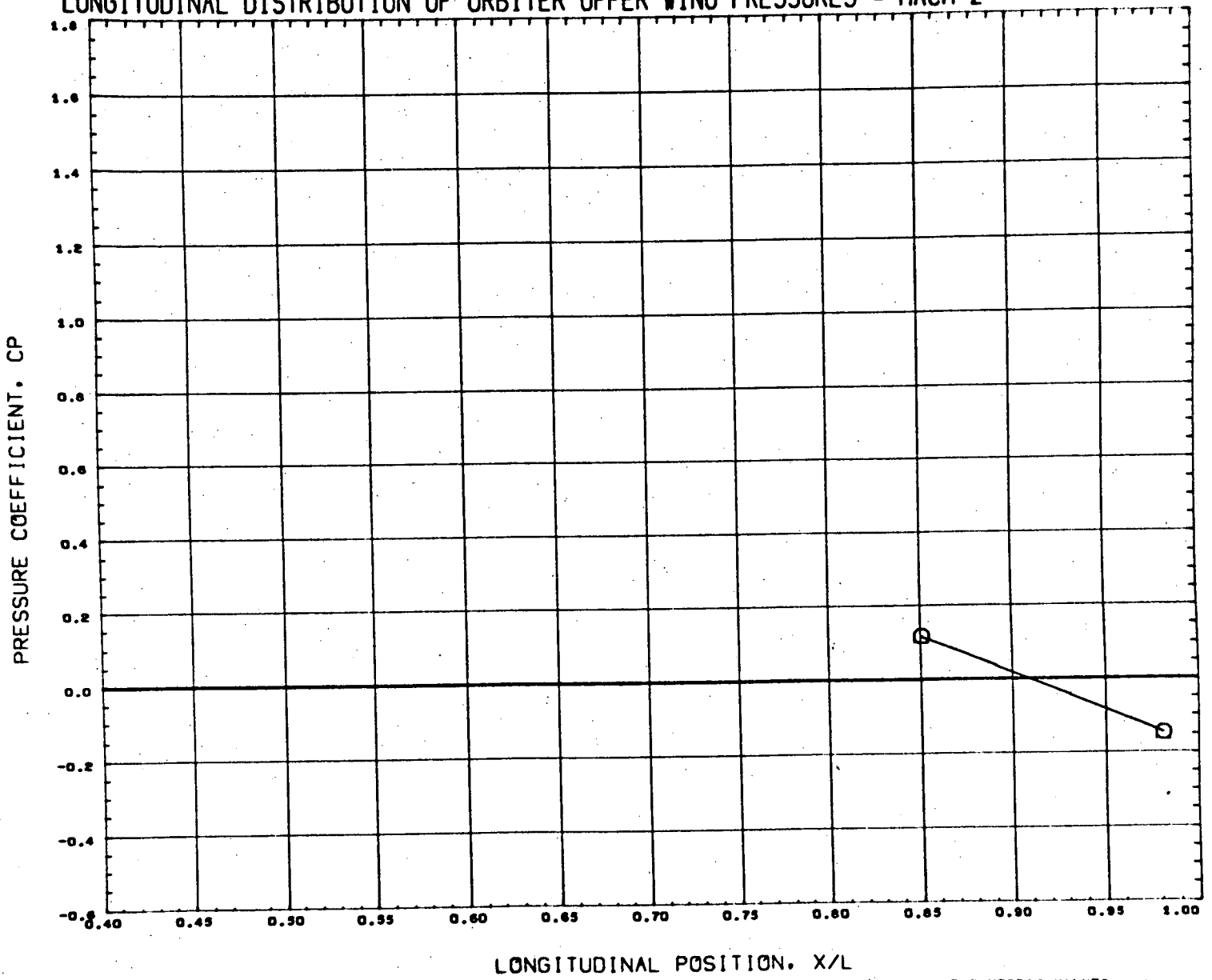


SYMBOL	DELTA X	Y/B	DELTA Z
○	0.143	0.399	0.226
△	0.103		
◇	0.227		

PARAMETRIC VALUES			
ALPHAB	9.952	MACH	2.000
ALPHA I	0.000	ORBPOW	100.000
BSTPOW	50.000		

REFERENCE FILE

# LONGITUDINAL DISTRIBUTION OF ORBITER UPPER WING PRESSURES - MACH 2



SYMBOL	DELTA X	Y/B	DELTA Z
○	0.390	0.269	0.908

PARAMETRIC VALUES			
ALPHAS	9.952	MACH	2.000
ALPHAI	0.000	ORBPOW	100.000
BSTPOW	50.000		

REFERENCE FILE

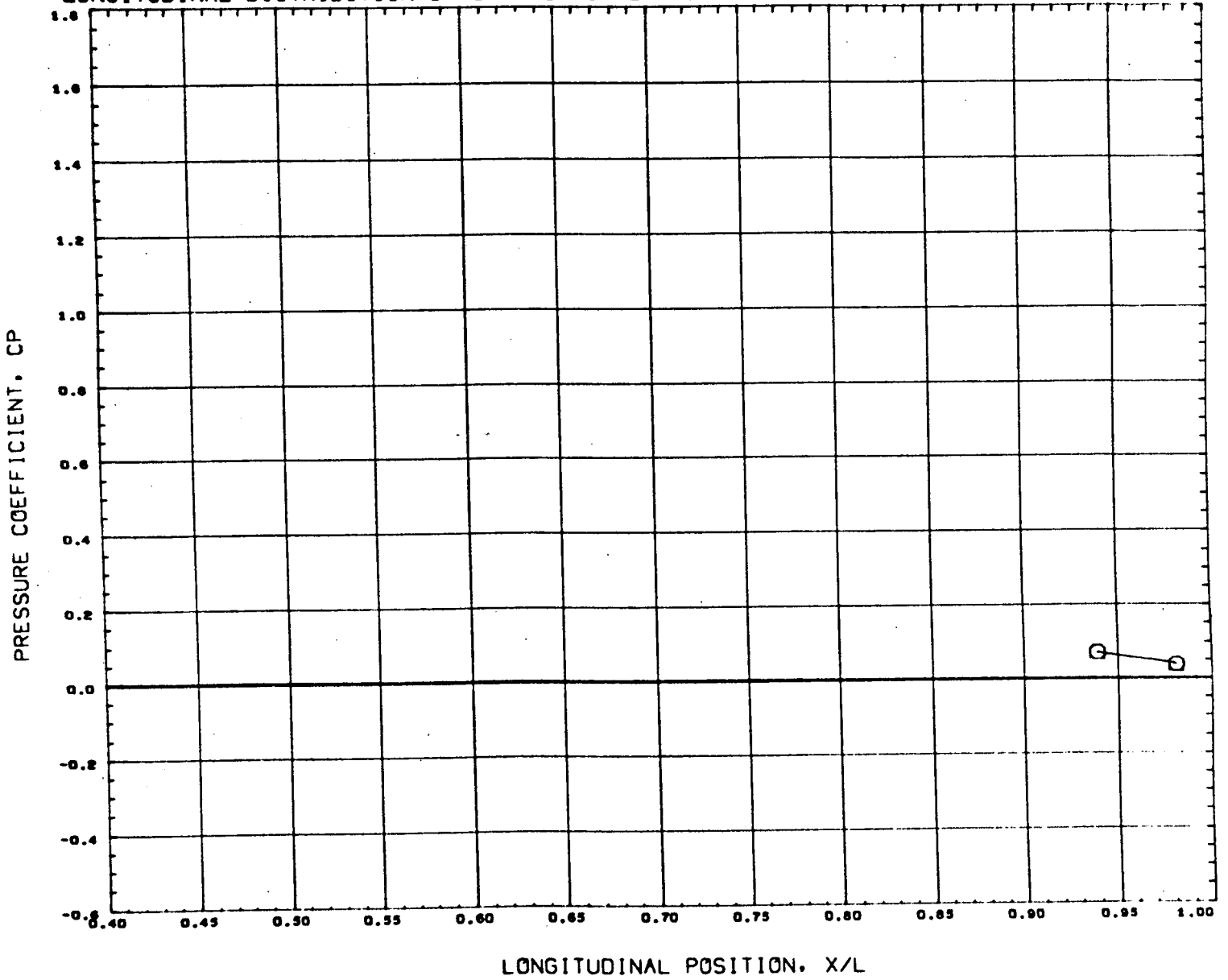
AEDC VA1163 MDAC ORBITER (UPPER WING)

•GT8211•

PAGE 141



# LONGITUDINAL DISTRIBUTION OF ORBITER UPPER WING PRESSURES - MACH 2



SYMBOL	DELTA X	Y/B	DELTA Z
○	0.390	0.399	0.908

PARAMETRIC VALUES			
ALPHAB	- 9.952	MACH	2.000
ALPHA1	0.000	ORBPOW	100.000
BSTPOW	50.000		

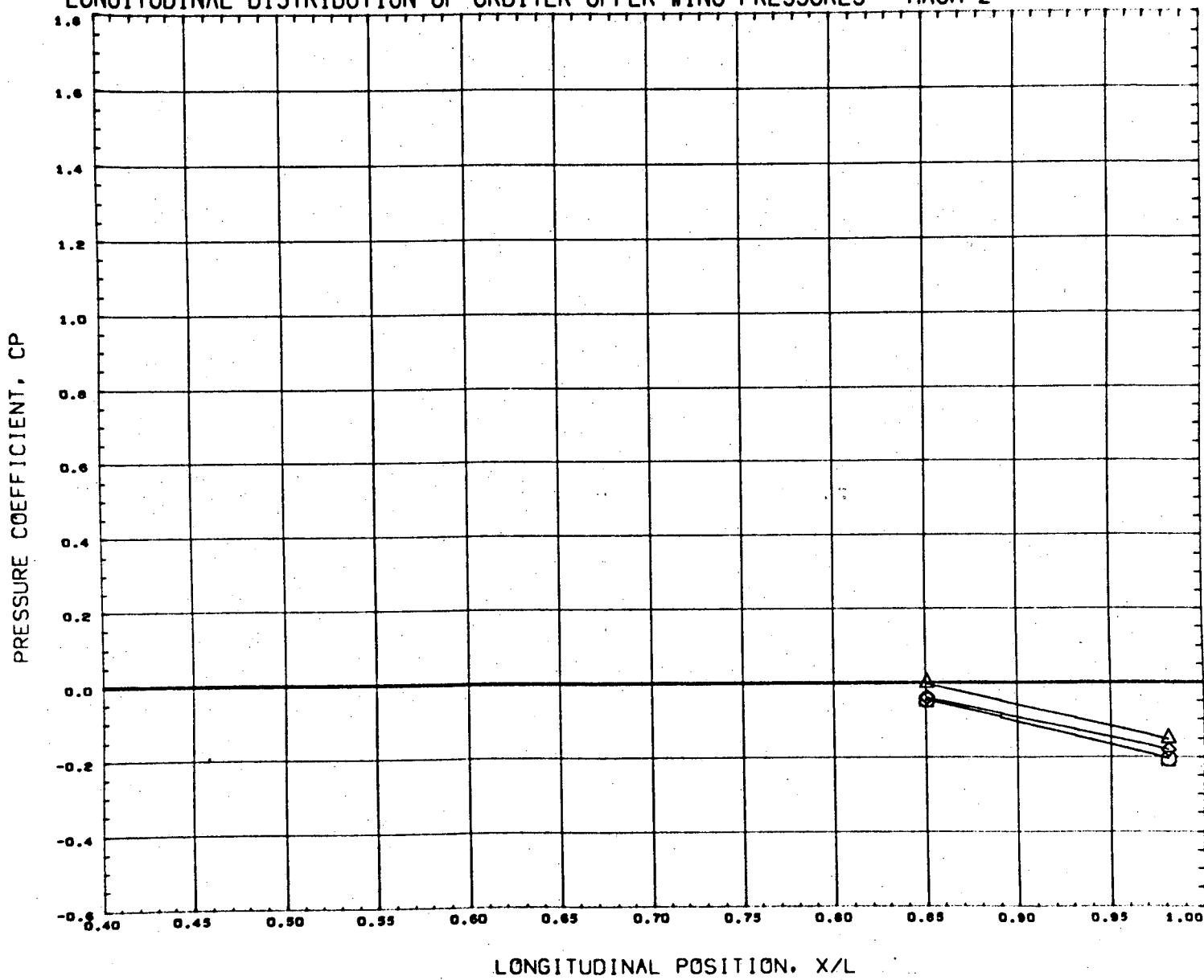
REFERENCE FILE

AEDC VA1163 MDAC ORBITER (UPPER WING)

•GT8211•

PAGE 142

# LONGITUDINAL DISTRIBUTION OF ORBITER UPPER WING PRESSURES - MACH 2

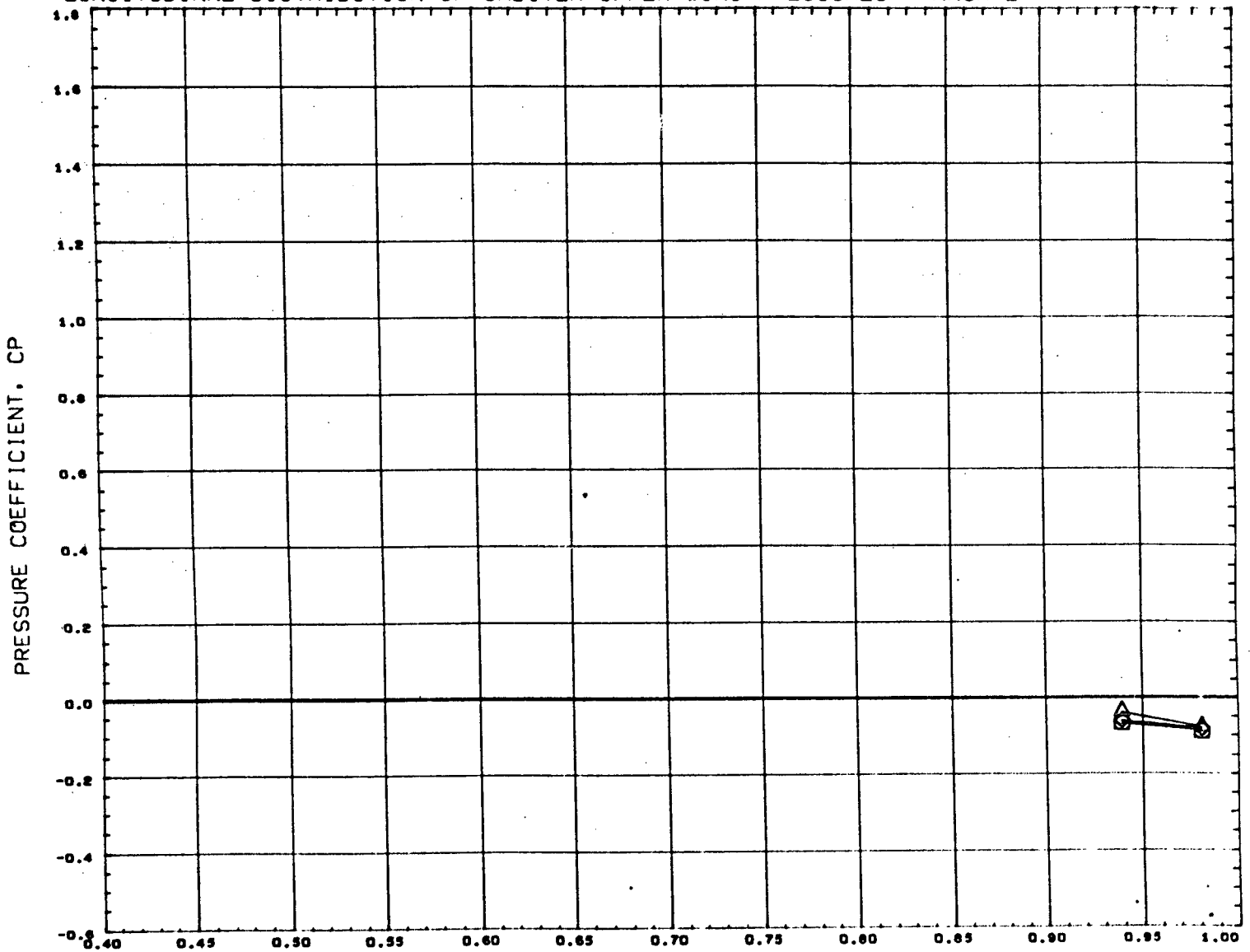


SYMBOL	DELTA X	Y/B	DELTA Z
○	0.143	0.269	0.120
△	0.104		
◇	0.228		

PARAMETRIC VALUES		
ALPHAB	4.935	MACH 2.000
ALPHA I	0.000	ORBPOW 100.000
BSTPOW	50.000	

REFERENCE FILE

# LONGITUDINAL DISTRIBUTION OF ORBITER UPPER WING PRESSURES - MACH 2



LONGITUDINAL POSITION, X/L

SYMBOL	DELTA X	Y/B	DELTA Z
○	0.143	0.399	0.120
△	0.104		
◇	0.226		

PARAMETRIC VALUES			
ALPHAB	4.935	MACH	2.000
ALPHA I	0.000	ORBPOW	100.000
BSTPOW	90.000		

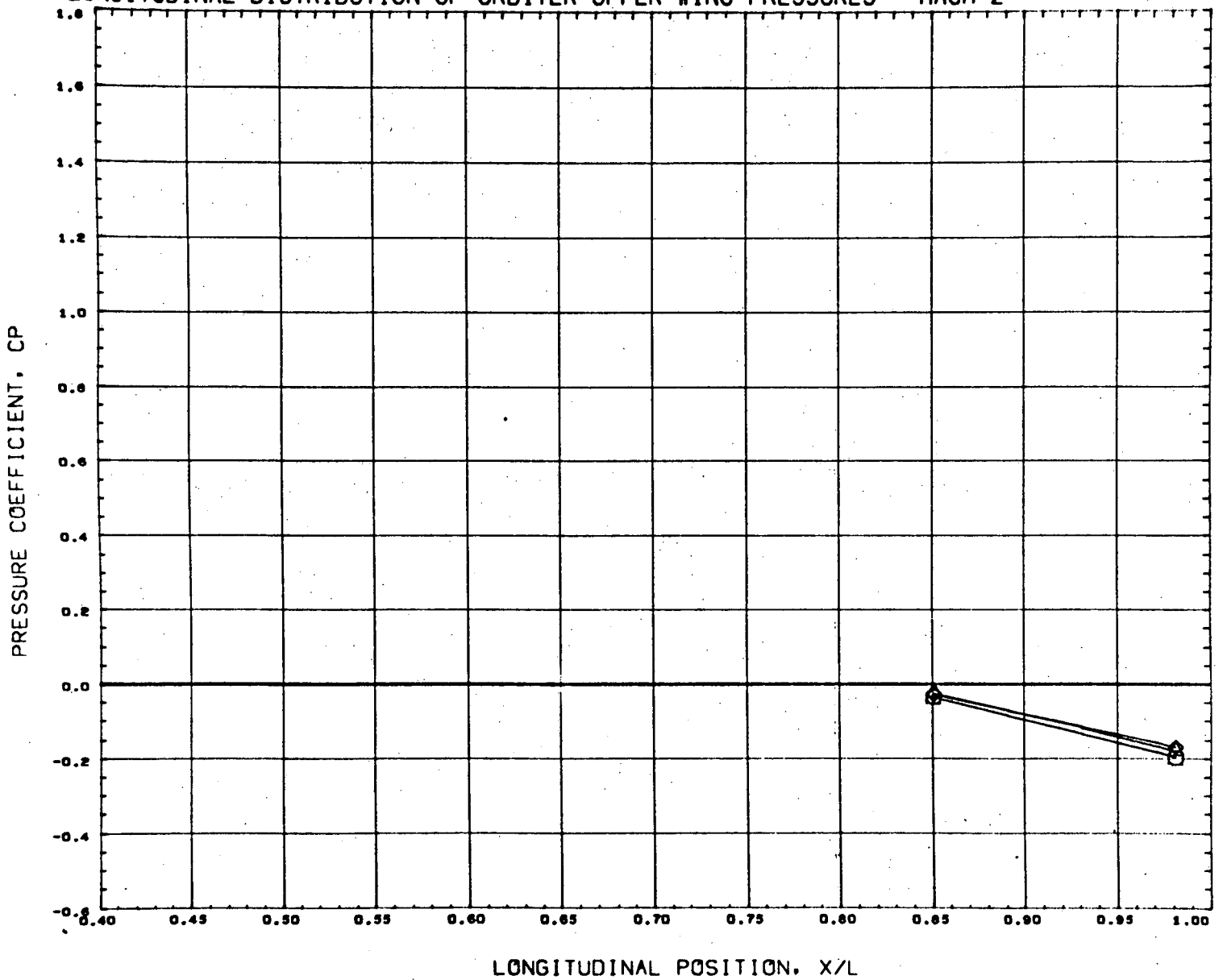
REFERENCE FILE

AEDC VA1163 MDAC ORBITER (UPPER WING)

•GT8212•

PAGE 144

# LONGITUDINAL DISTRIBUTION OF ORBITER UPPER WING PRESSURES - MACH 2

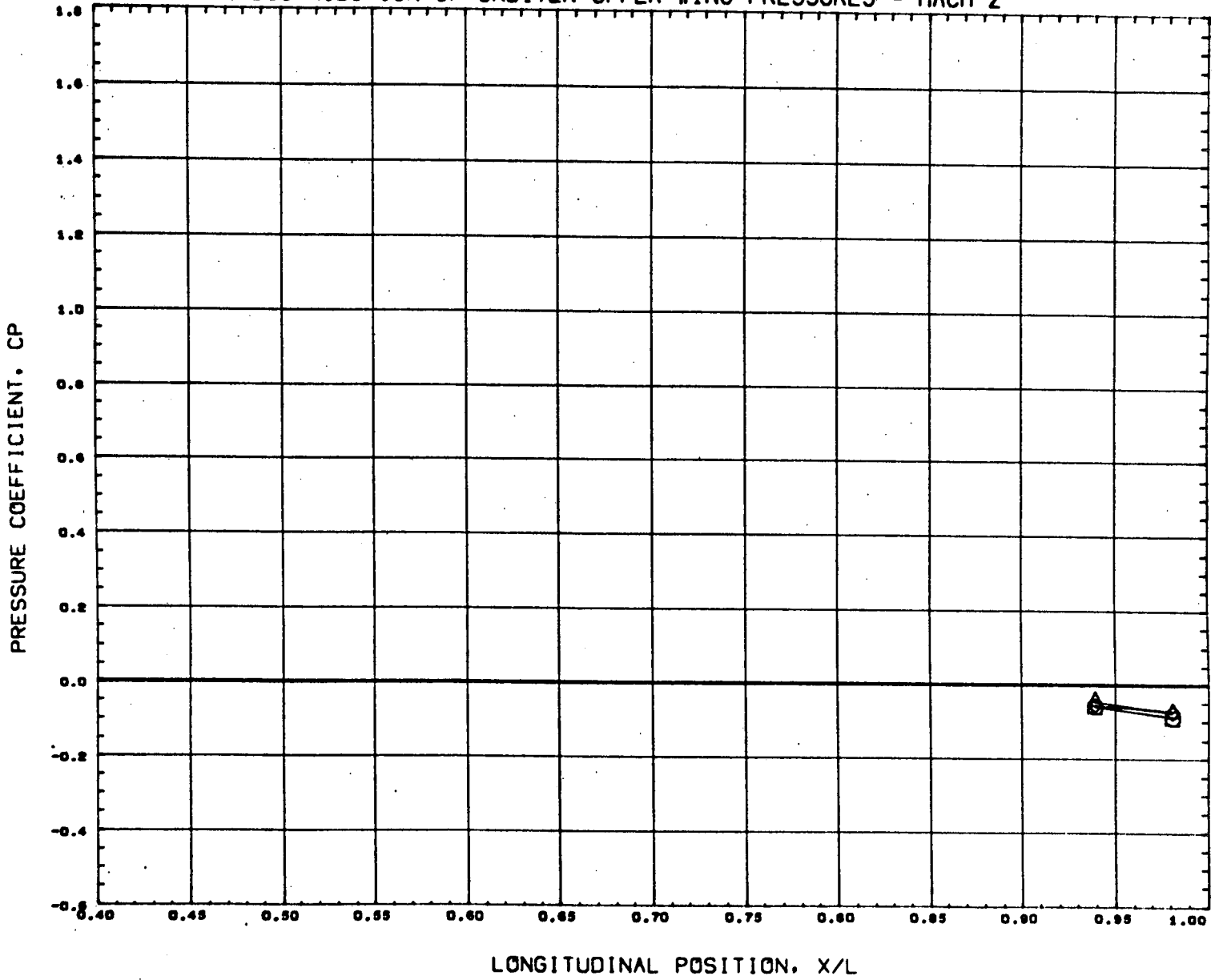


SYMBOL	DELTA X	Y/B	DELTA Z
○	0.144	0.269	0.151
△	0.104		
◇	0.226		

PARAMETRIC VALUES			
ALPHAB	4.935	MACH	2.000
ALPHAI	0.000	ORBPOW	100.000
BSTPCW	50.000		

REFERENCE FILE

# LONGITUDINAL DISTRIBUTION OF ORBITER UPPER WING PRESSURES - MACH 2



SYMBOL	DELTA X	Y/B	DELTA Z
○	0.144	0.399	0.151
△	0.104		
◇	0.226		

PARAMETRIC VALUES			
ALPHAB	4.935	MACH	2.000
ALPHA I	0.000	ORBPOW	100.000
BSTPOW	50.000		

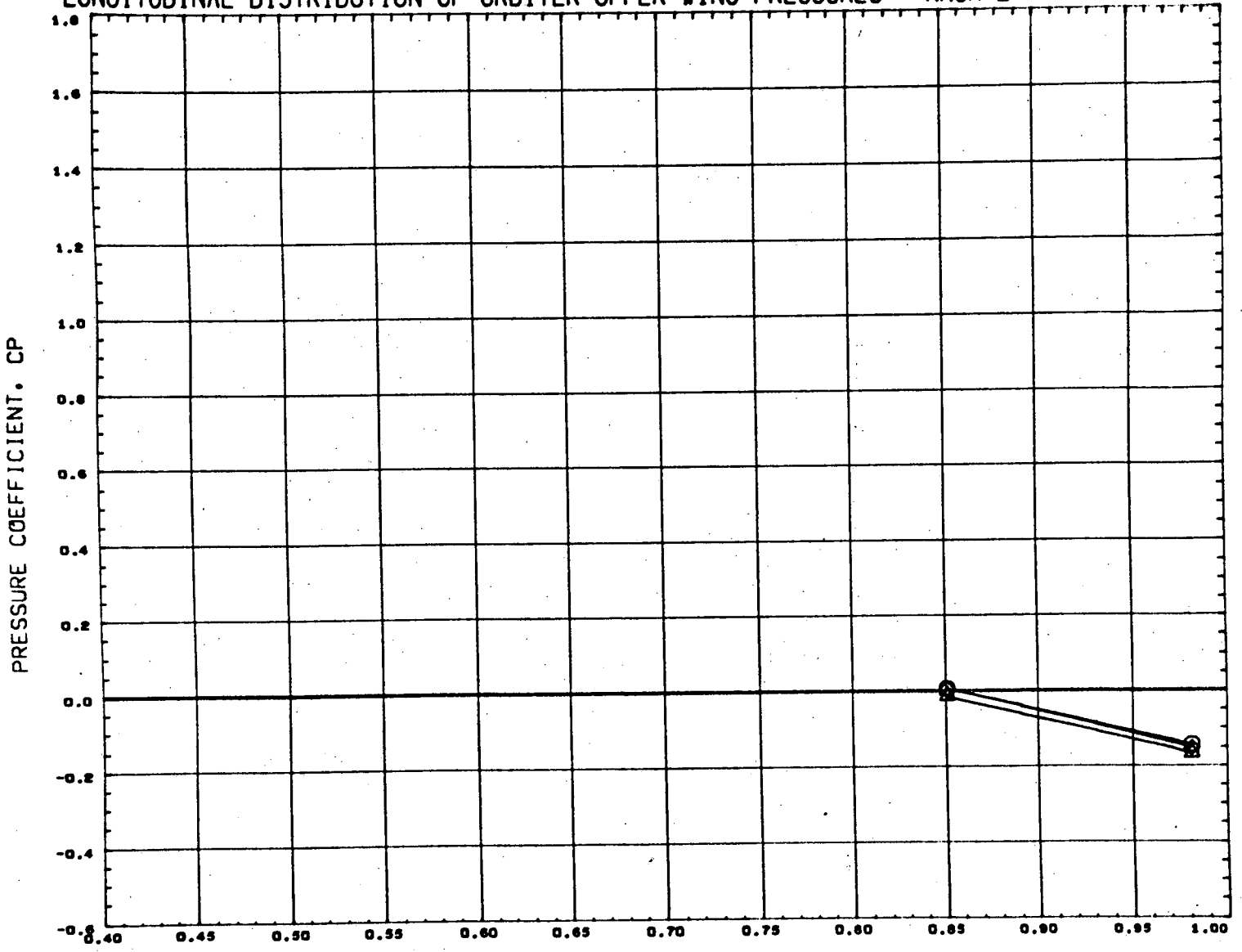
REFERENCE FILE

AEDC VA1163 MDAC ORBITER (UPPER WING)

•GT8212•

PAGE 146

# LONGITUDINAL DISTRIBUTION OF ORBITER UPPER WING PRESSURES - MACH 2



LONGITUDINAL POSITION, X/L

SYMBOL	DELTA X	Y/B	DELTA Z
○	0.143	0.269	0.228
△	0.103		
◇	0.227		

PARAMETRIC VALUES		
ALPHA B	4.935	MACH 2.000
ALPHA I	0.000	ORBPOW 100.000
BSTPOW	90.000	

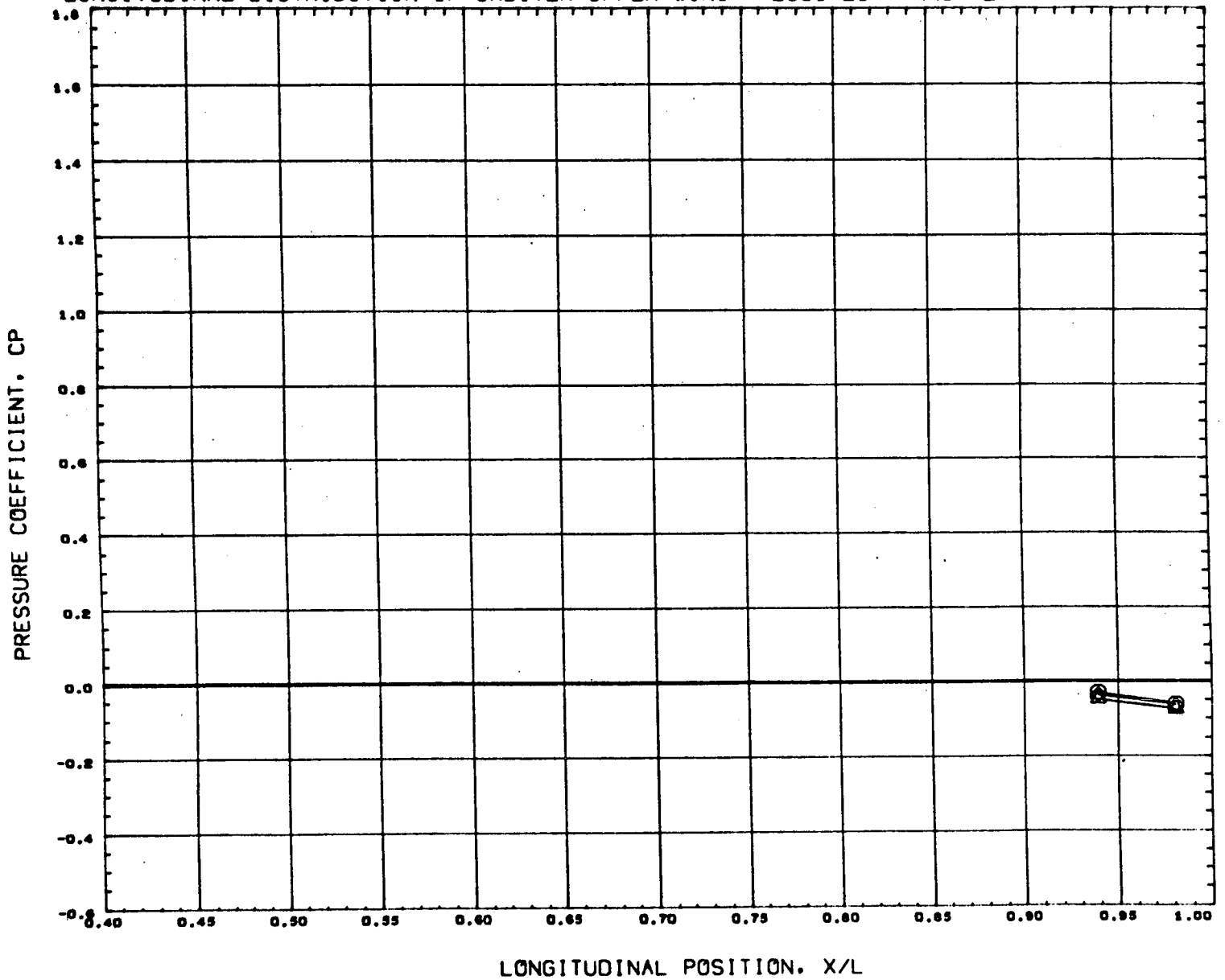
REFERENCE FILE

AEDC VA1163 MDAC ORBITER (UPPER WING)

•GT8212•

PAGE 147

# LONGITUDINAL DISTRIBUTION OF ORBITER UPPER WING PRESSURES - MACH 2

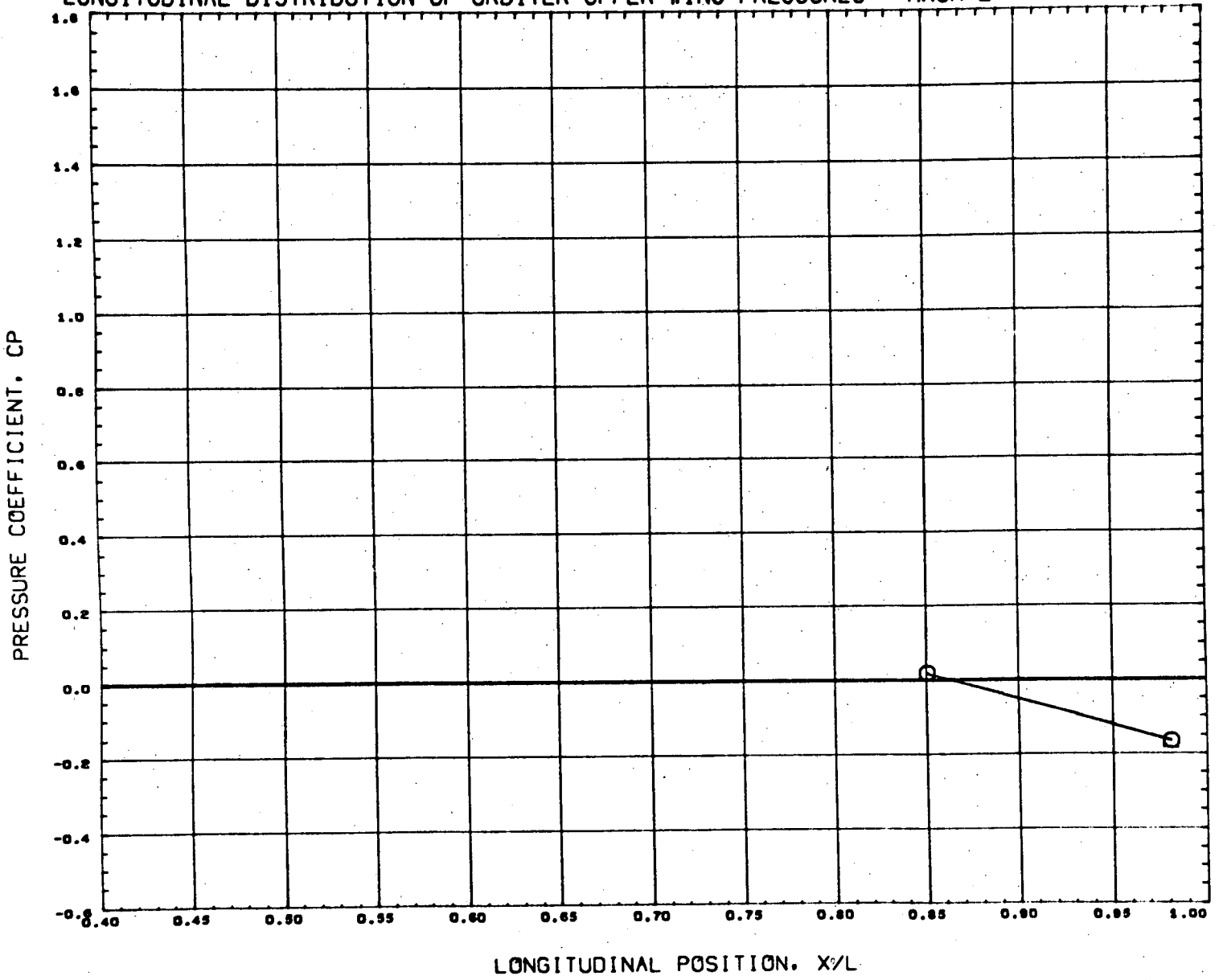


SYMBOL	DELTA X	Y/B	DELTA Z
○	0.143	0.399	0.228
△	0.103		
◇	0.227		

PARAMETRIC VALUES			
ALPHAB	- 4.935	MACH	2.000
ALPHAI	0.000	ORBPOW	100.000
BSTPOW	50.000		

REFERENCE FILE

# LONGITUDINAL DISTRIBUTION OF ORBITER UPPER WING PRESSURES - MACH 2



SYMBOL	DELTA X	Y/B	DELTA Z
○	- 0.390	0.289	0.908

PARAMETRIC VALUES			
ALPHA B	- 4.935	MACH	2.000
ALPHA I	0.000	ORSPOW	100.000
SETPOW	50.000		

REFERENCE FILE

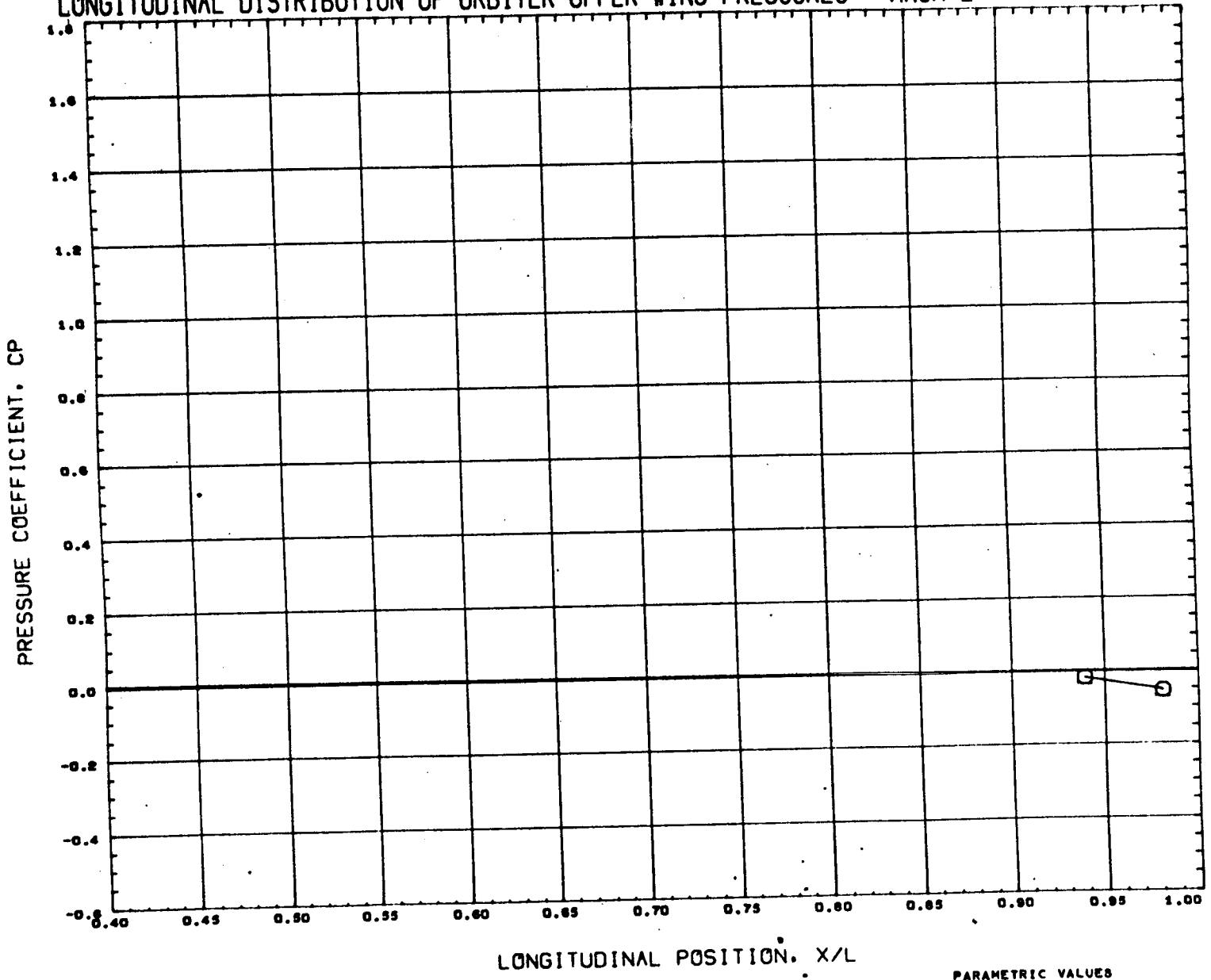
AEDC VA1163 MDAC ORBITER (UPPER WING)

•GT8212•

PAGE 149



# LONGITUDINAL DISTRIBUTION OF ORBITER UPPER WING PRESSURES - MACH 2



SYMBOL	DELTA X	Y/B	DELTA Z
○	0.390	0.399	0.908

PARAMETRIC VALUES			
ALPHAB	- 4.935	MACH	2.000
ALPHA1	0.000	ORBPOW	100.000
BSTPOW	50.000		

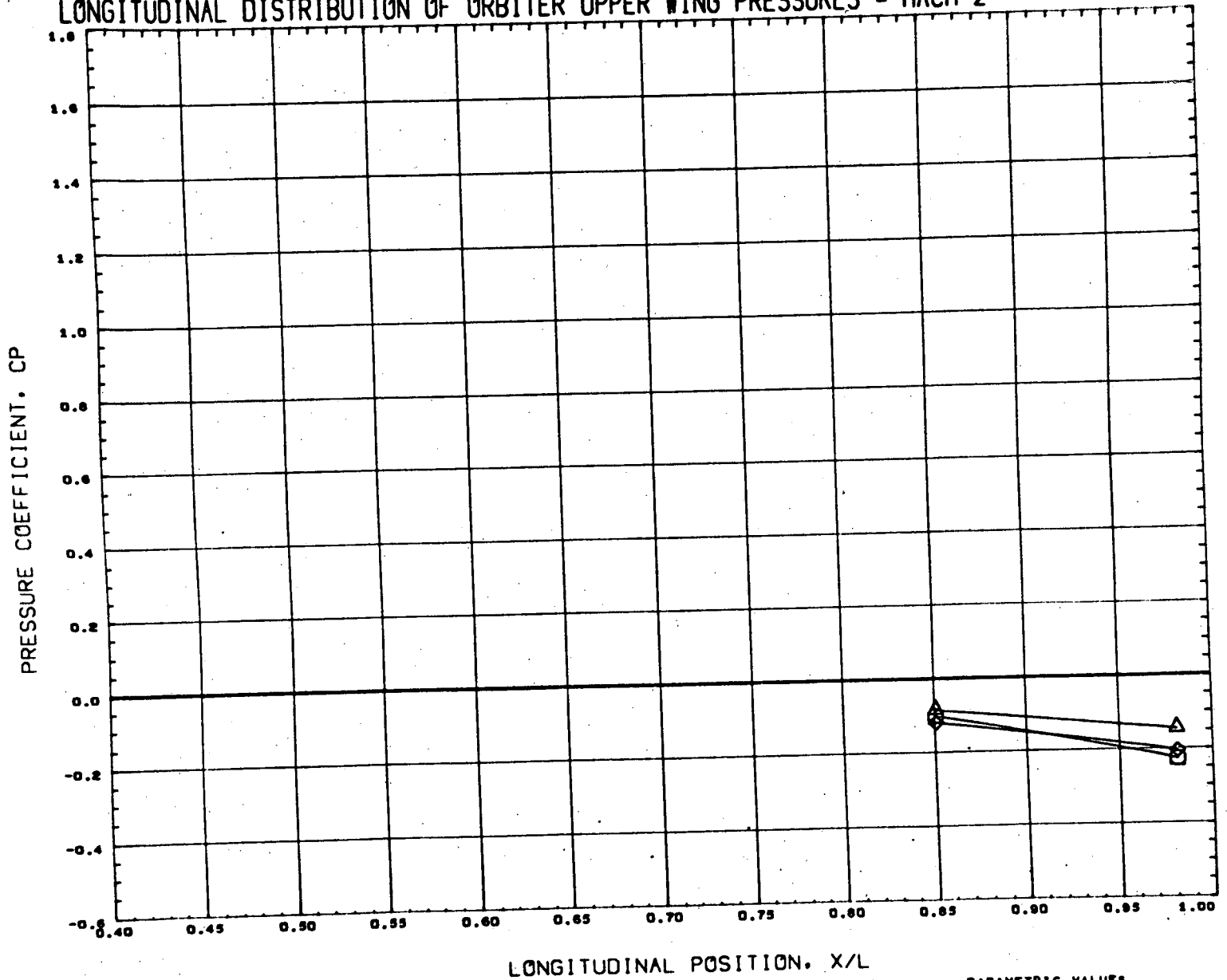
REFERENCE FILE

AEDC VA1163 MDAC ORBITER (UPPER WING)

•GT8212•

PAGE 150

# LONGITUDINAL DISTRIBUTION OF ORBITER UPPER WING PRESSURES - MACH 2



SYMBOL	DELTA X	Y/B	DELTA Z
○	0.143	0.289	0.120
△	0.103		
◇	0.227		

PARAMETRIC VALUES			
ALPHAB	0.027	MACH	2.000
ALPHA1	0.000	ORBPOW	100.000
BSTPOW	50.000		

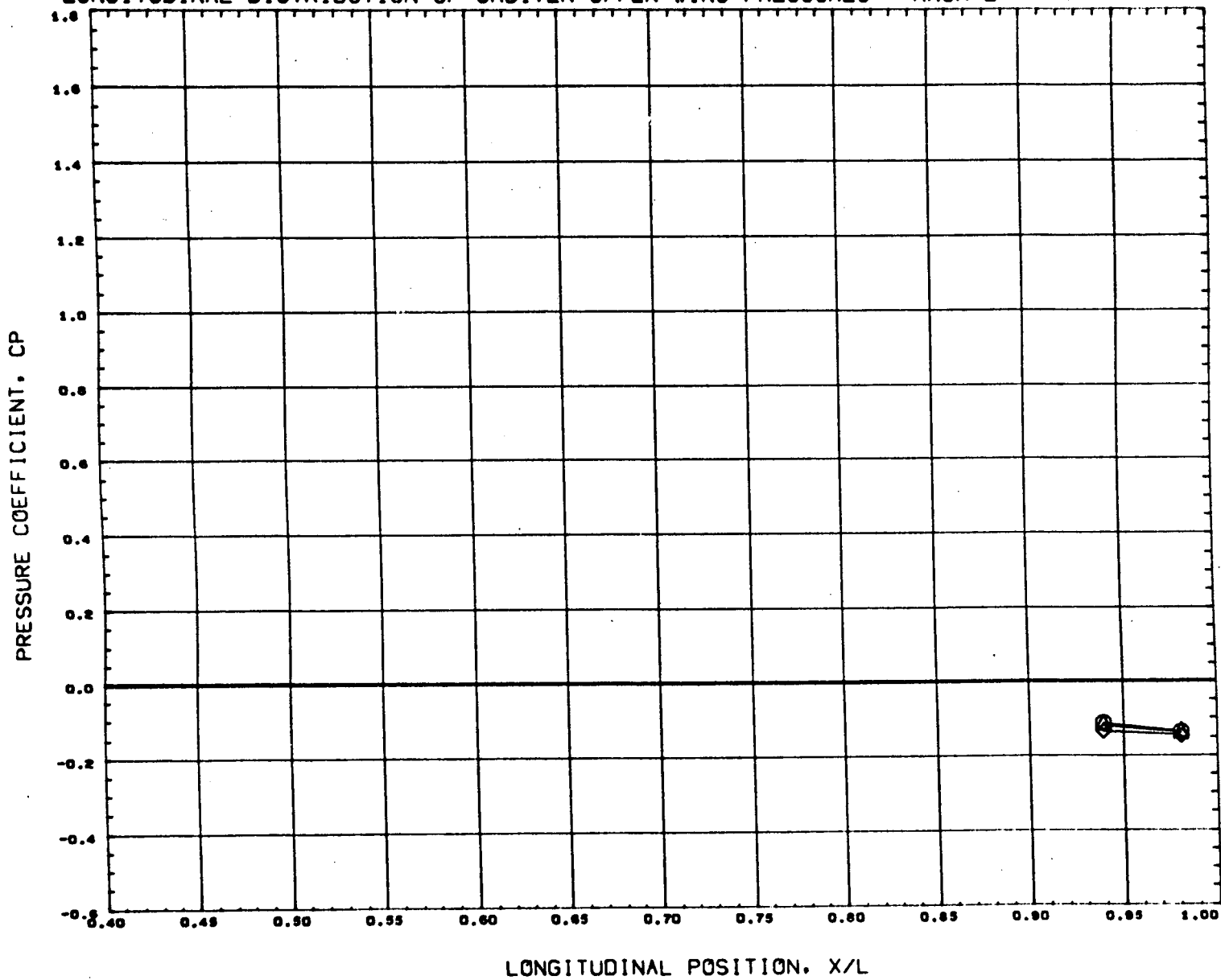
REFERENCE FILE

AEDC VA1163 MDAC ORBITER (UPPER WING)

•GT8213•

PAGE 151

# LONGITUDINAL DISTRIBUTION OF ORBITER UPPER WING PRESSURES - MACH 2



SYMBOL	DELTA X	Y/B	DELTA Z
○	0.143	0.399	0.120
△	0.103		
◇	0.227		

PARAMETRIC VALUES		
ALPHAB	0.027	MACH 2.000
ALPHA I	0.000	ORBPOW 100.000
BSTPOW	50.000	

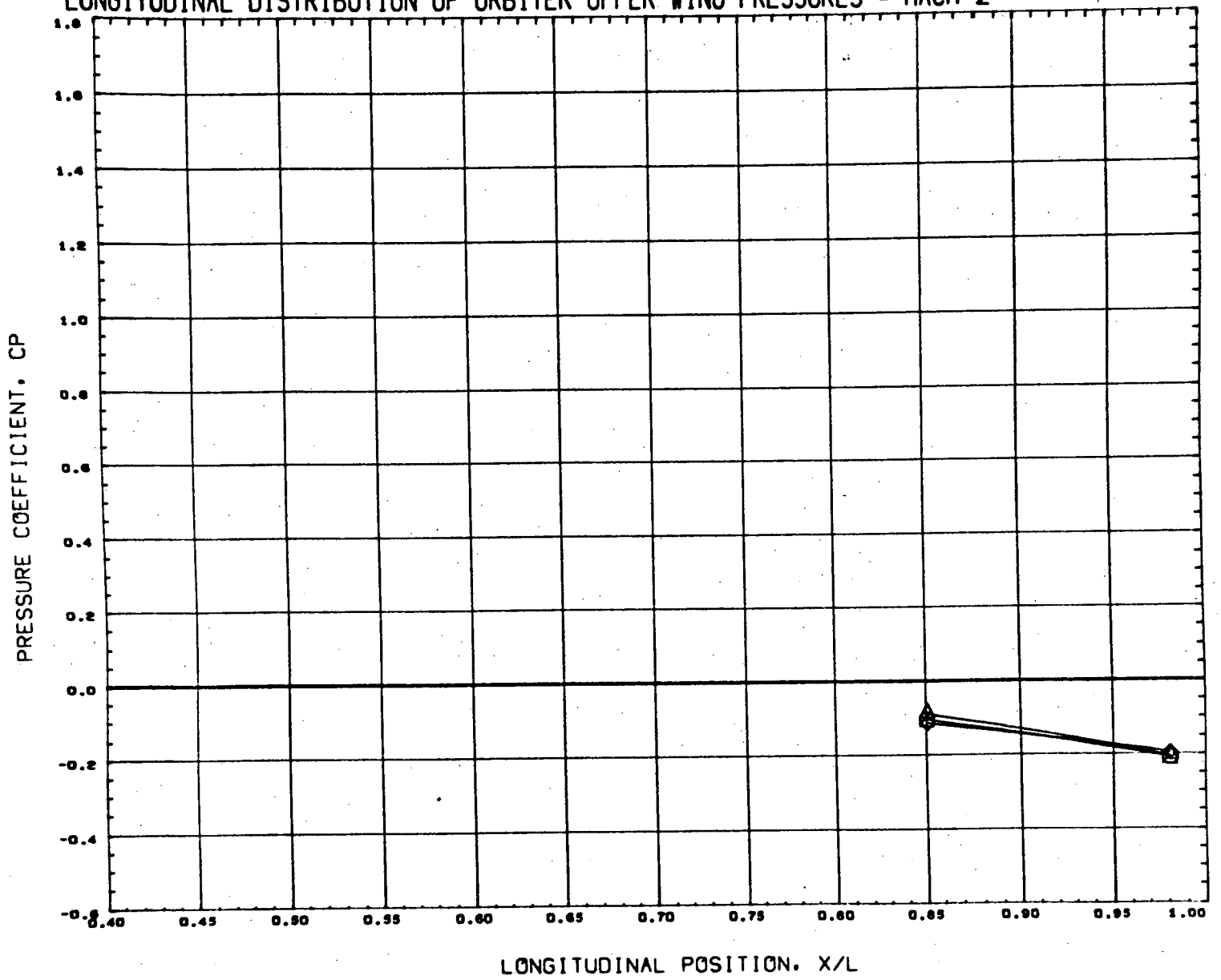
REFERENCE FILE

AEDC VA1163 MDAC ORBITER (UPPER WING)

•GT8213•

PAGE 152

# LONGITUDINAL DISTRIBUTION OF ORBITER UPPER WING PRESSURES - MACH 2

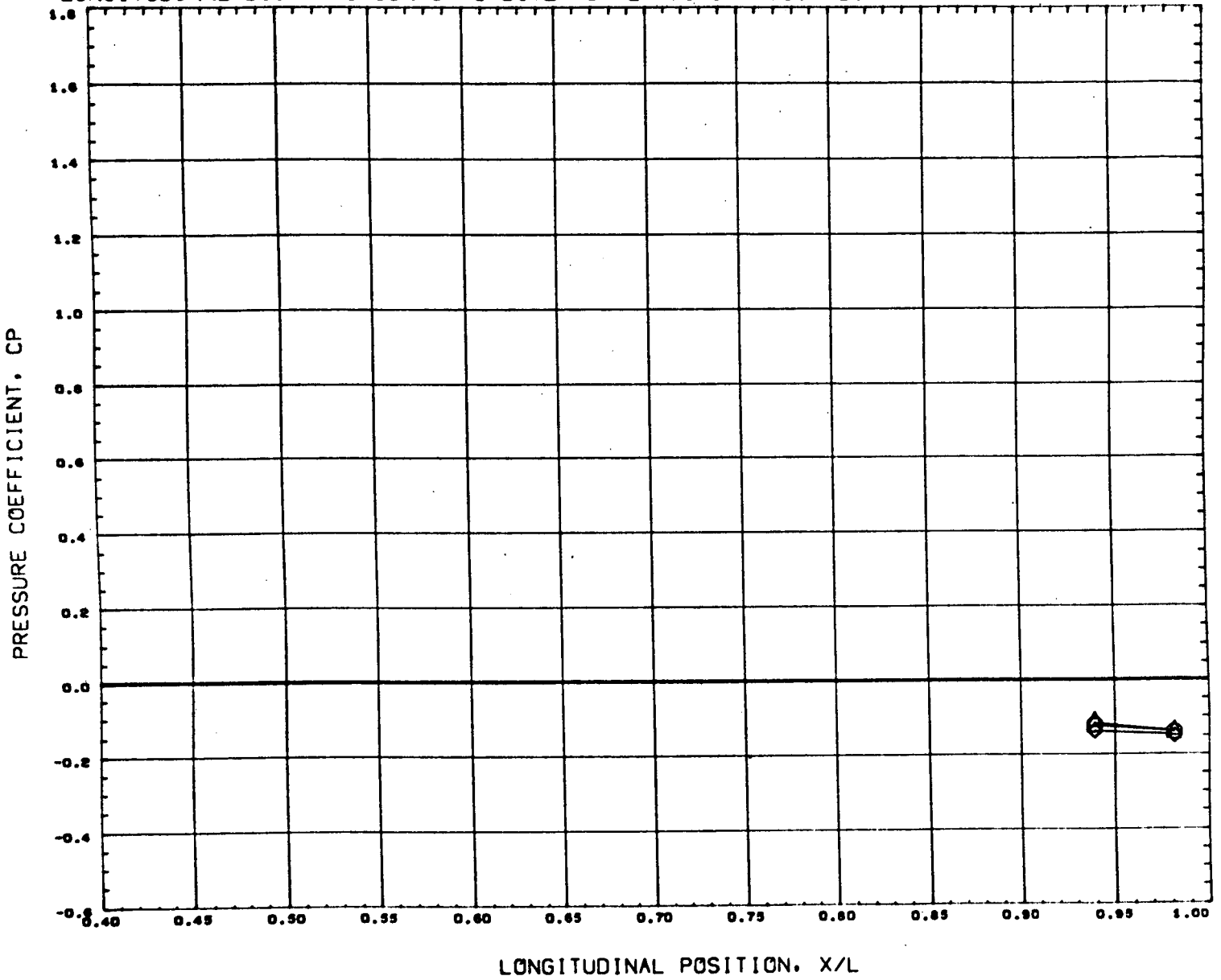


SYMBOL	DELTA X	Y/B	DELTA Z
○	0.144	0.209	0.151
△	0.104		
◇	0.227		

PARAMETRIC VALUES			
ALPHAB	0.027	MACH	2.000
ALPHA1	0.000	ORBPOW	100.000
BSTPOW	50.000		

REFERENCE FILE

# LONGITUDINAL DISTRIBUTION OF ORBITER UPPER WING PRESSURES - MACH 2



SYMBOL	DELTA X	Y/B	DELTA Z
○	0.144	0.399	0.151
△	0.104		
◇	0.227		

PARAMETRIC VALUES			
ALPHAB	0.027	MACH	2.000
ALPHA1	0.000	ORBPOW	100.000
BSTPOW	50.000		

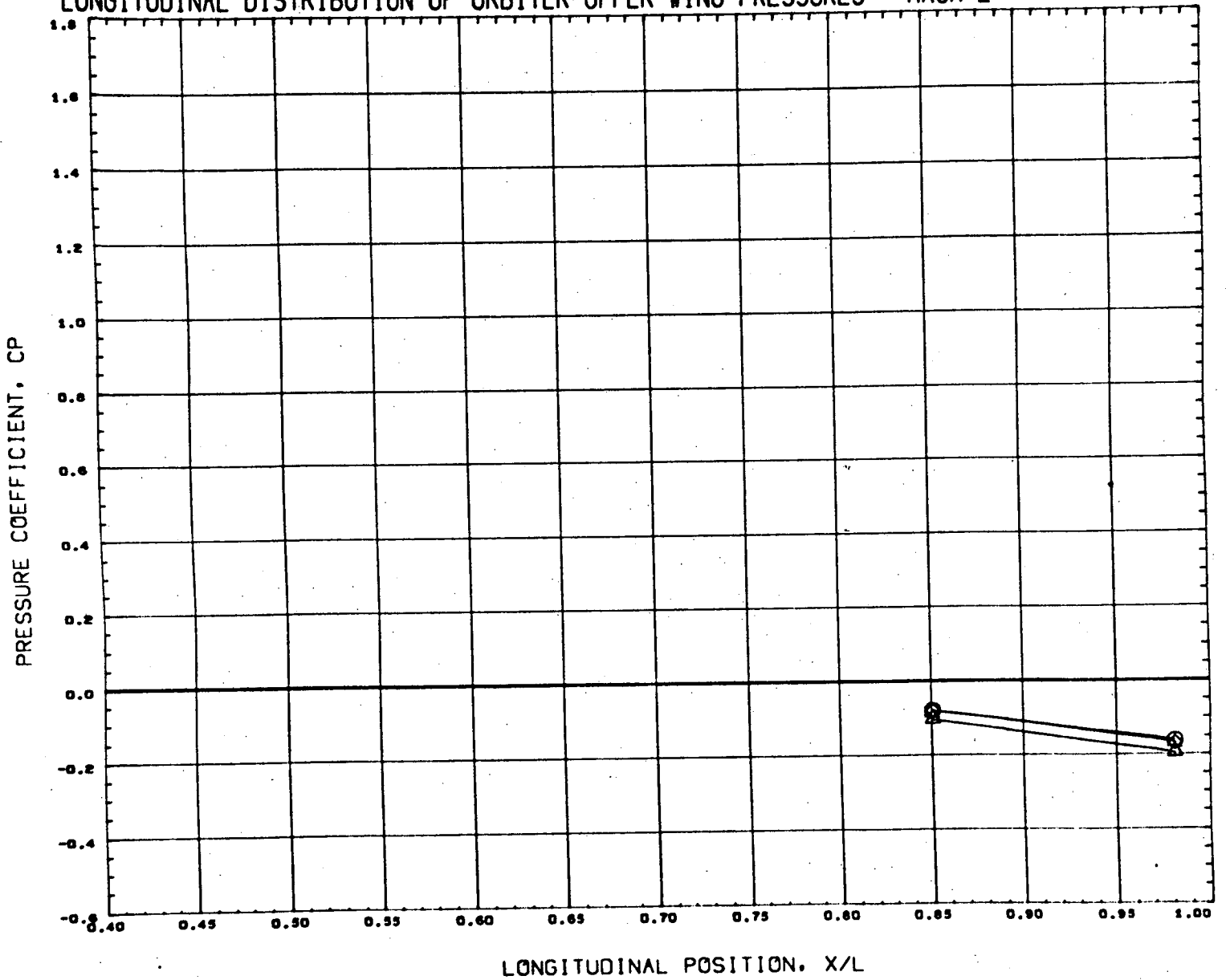
REFERENCE FILE

AEDC VA1163 MDAC ORBITER (UPPER WING)

•GT8213•

PAGE 154

# LONGITUDINAL DISTRIBUTION OF ORBITER UPPER WING PRESSURES - MACH 2



SYMBOL	DELTA X	Y/B	DELTA Z
○	0.143	0.289	0.228
△	0.103		
◇	0.227		

PARAMETRIC VALUES			
ALPHA B	0.027	MACH	2.000
ALPHA I	0.000	ORBPOW	100.000
BSTPOW	50.000		

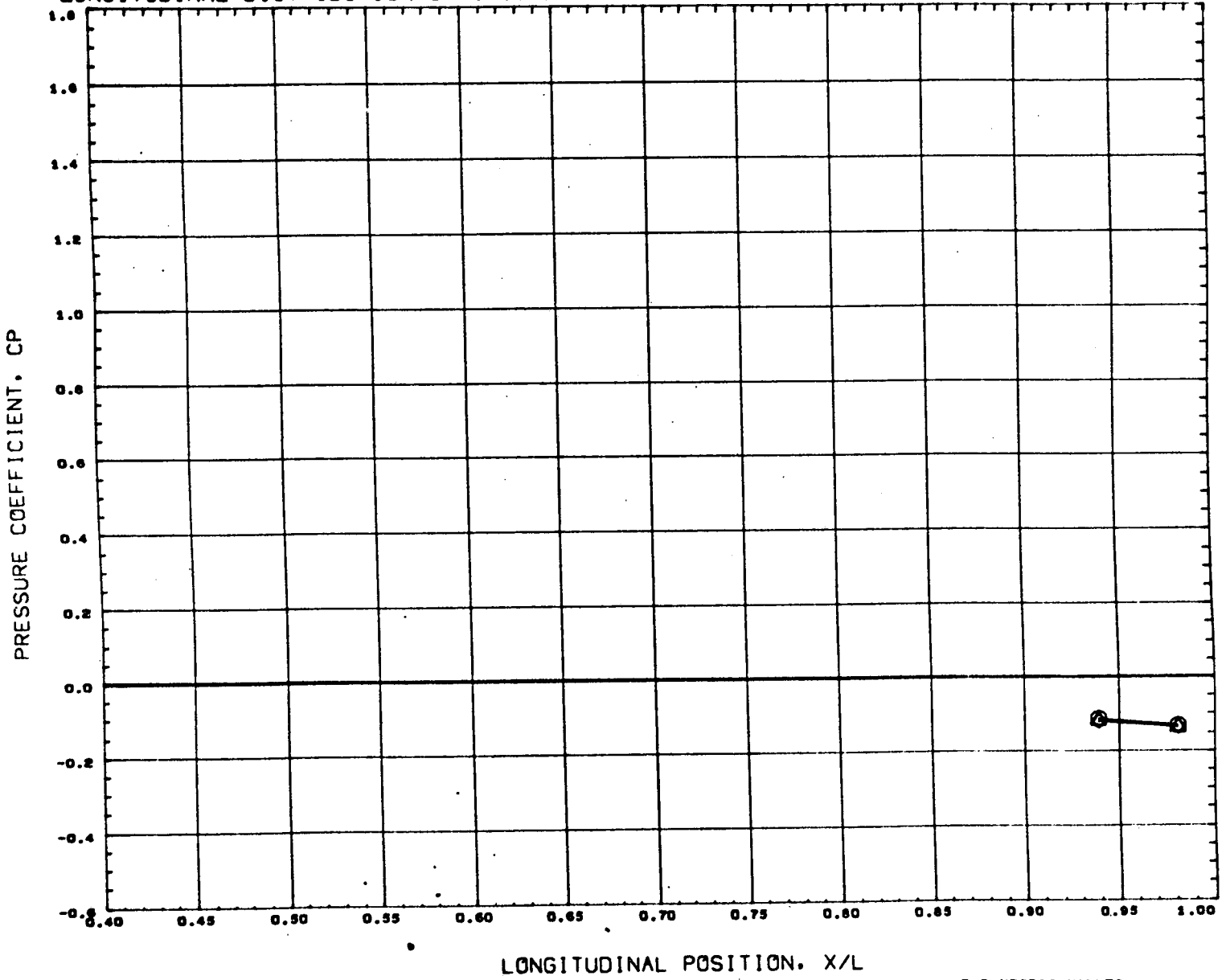
REFERENCE FILE

AEDC VA1163 MOAC ORBITER (UPPER WING)

•GT8213•

PAGE 155

# LONGITUDINAL DISTRIBUTION OF ORBITER UPPER WING PRESSURES - MACH 2



SYMBOL	DELTA X	Y/B	DELTA Z
○	0.143	0.399	0.228
△	0.103		
◇	0.227		

PARAMETRIC VALUES			
ALPHAB	0.027	MACH	2.000
ALPHA1	0.000	ORBPOW	100.000
BSTPOW	50.000		

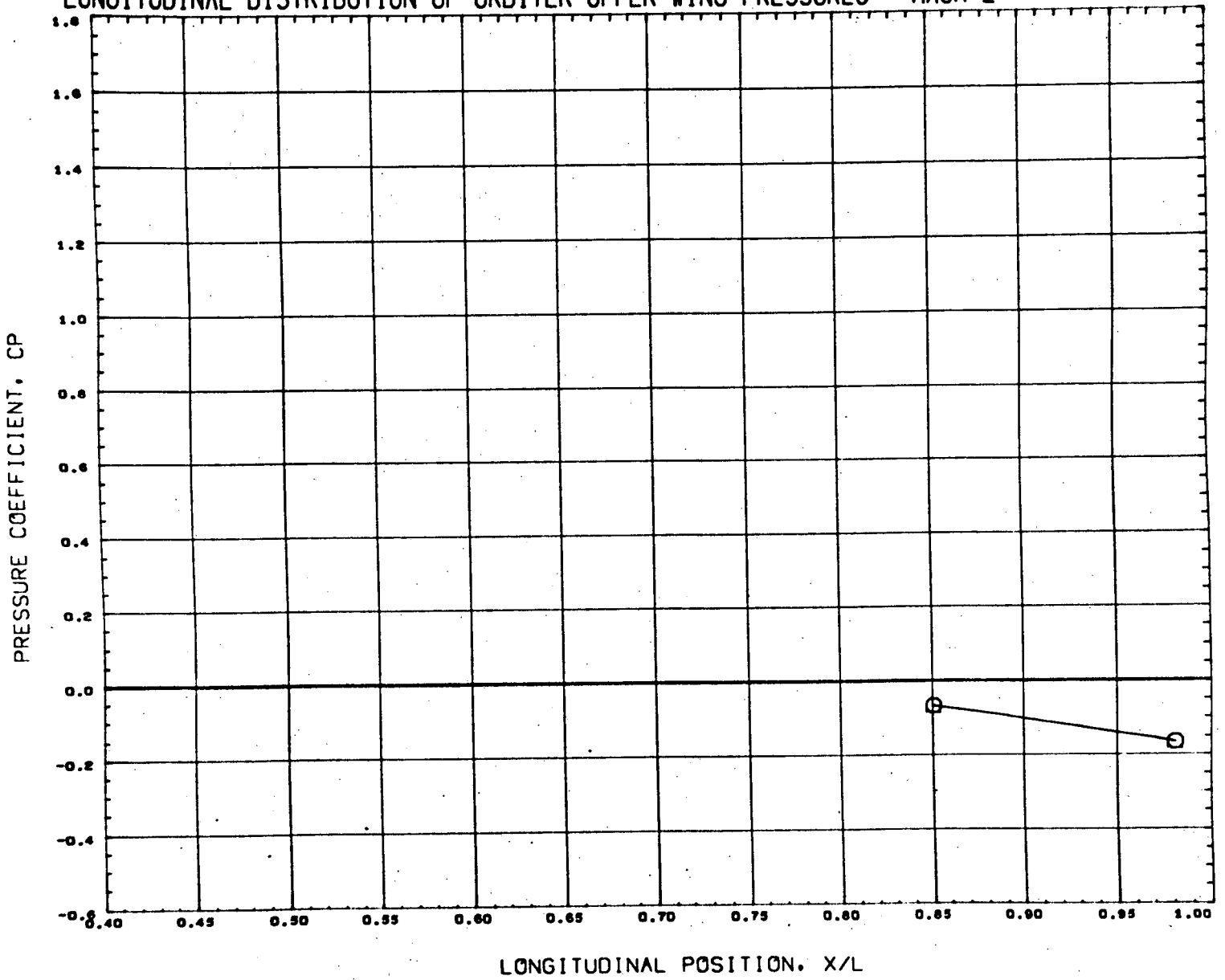
REFERENCE FILE

AEDC VA1163 MDAC ORBITER (UPPER WING)

•GT8213•

PAGE 156

# LONGITUDINAL DISTRIBUTION OF ORBITER UPPER WING PRESSURES - MACH 2



SYMBOL	DELTA X	Y/B	DELTA Z
○	0.390	0.289	0.908

PARAMETRIC VALUES			
ALPHA B	0.027	MACH	2.000
ALPHA I	0.000	ORBPOW	100.000
BSTPOW	90.000		

REFERENCE FILE

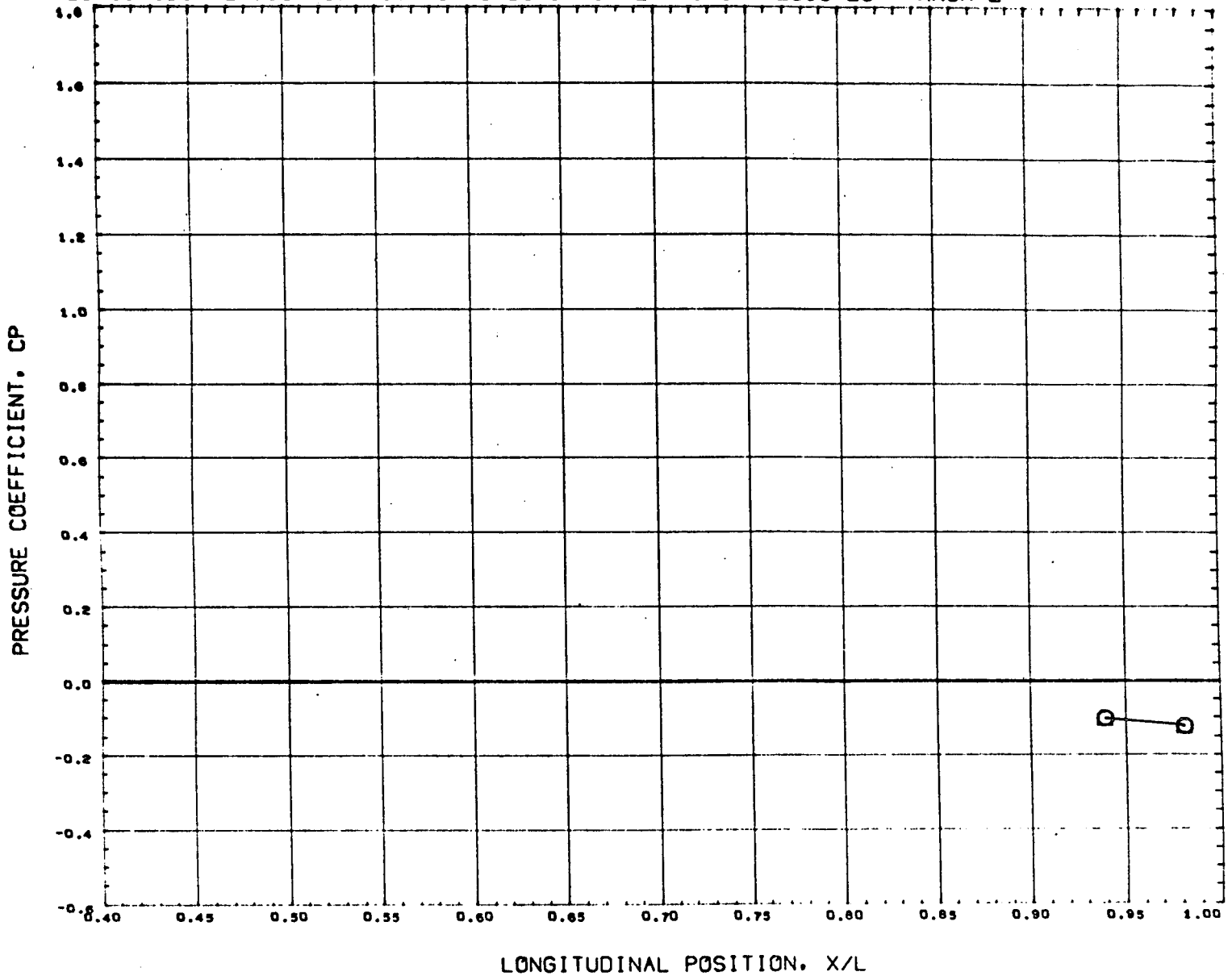
AEDC VA1163 MDAC ORBITER (UPPER WING)

•GT8213•

PAGE 157



# LONGITUDINAL DISTRIBUTION OF ORBITER UPPER WING PRESSURES - MACH 2



SYMBOL	DELTA X	Y/B	DELTA Z
○	0.390	0.399	0.908

PARAMETRIC VALUES		
ALPHAB	0.027	MACH 2.000
ALPHA1	0.000	ORBPOW 100.000
BSTPOW	50.000	

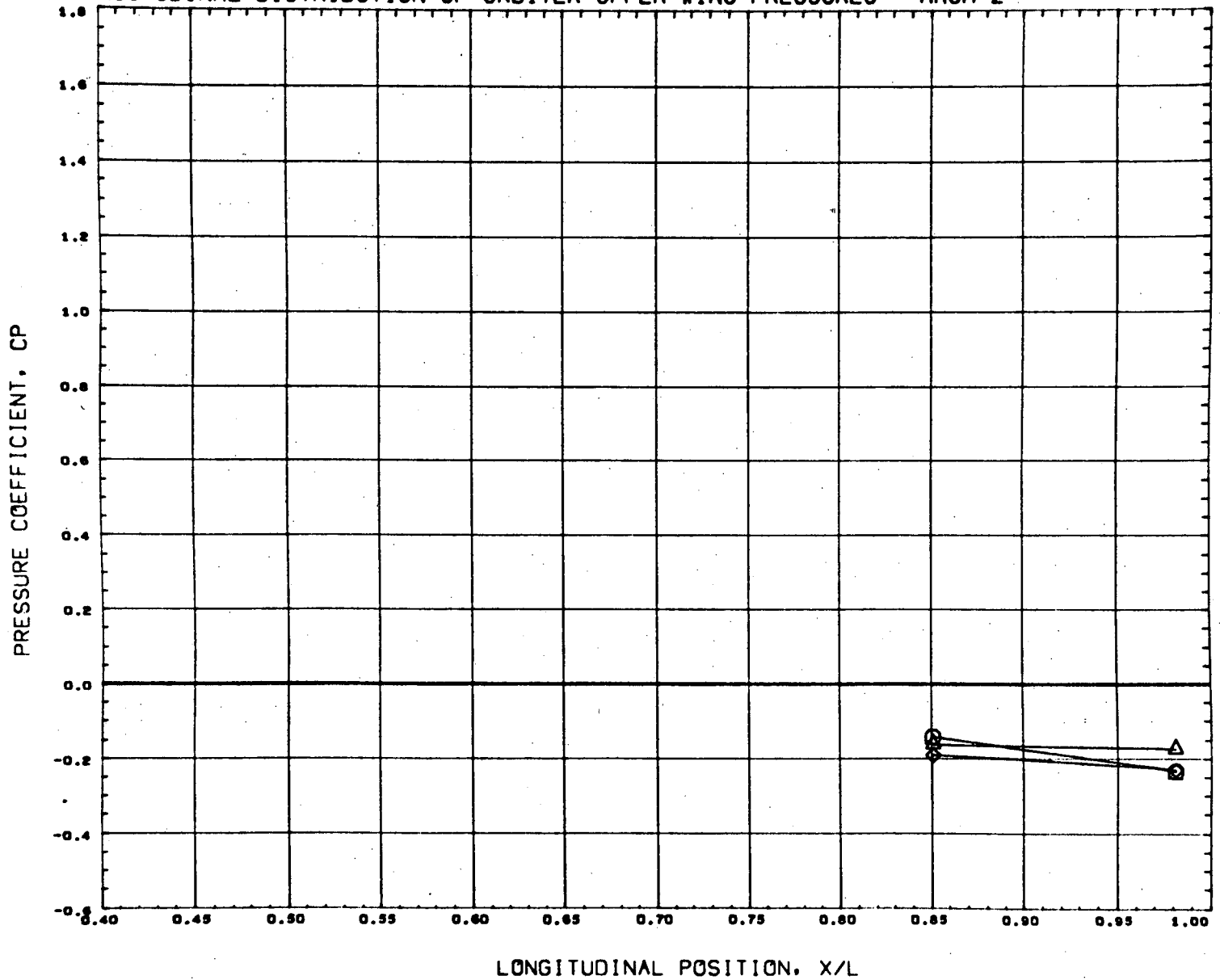
REFERENCE FILE

AEDC VA1163 MDAC ORBITER (UPPER WING)

•GT8213•

PAGE 158

# LONGITUDINAL DISTRIBUTION OF ORBITER UPPER WING PRESSURES - MACH 2

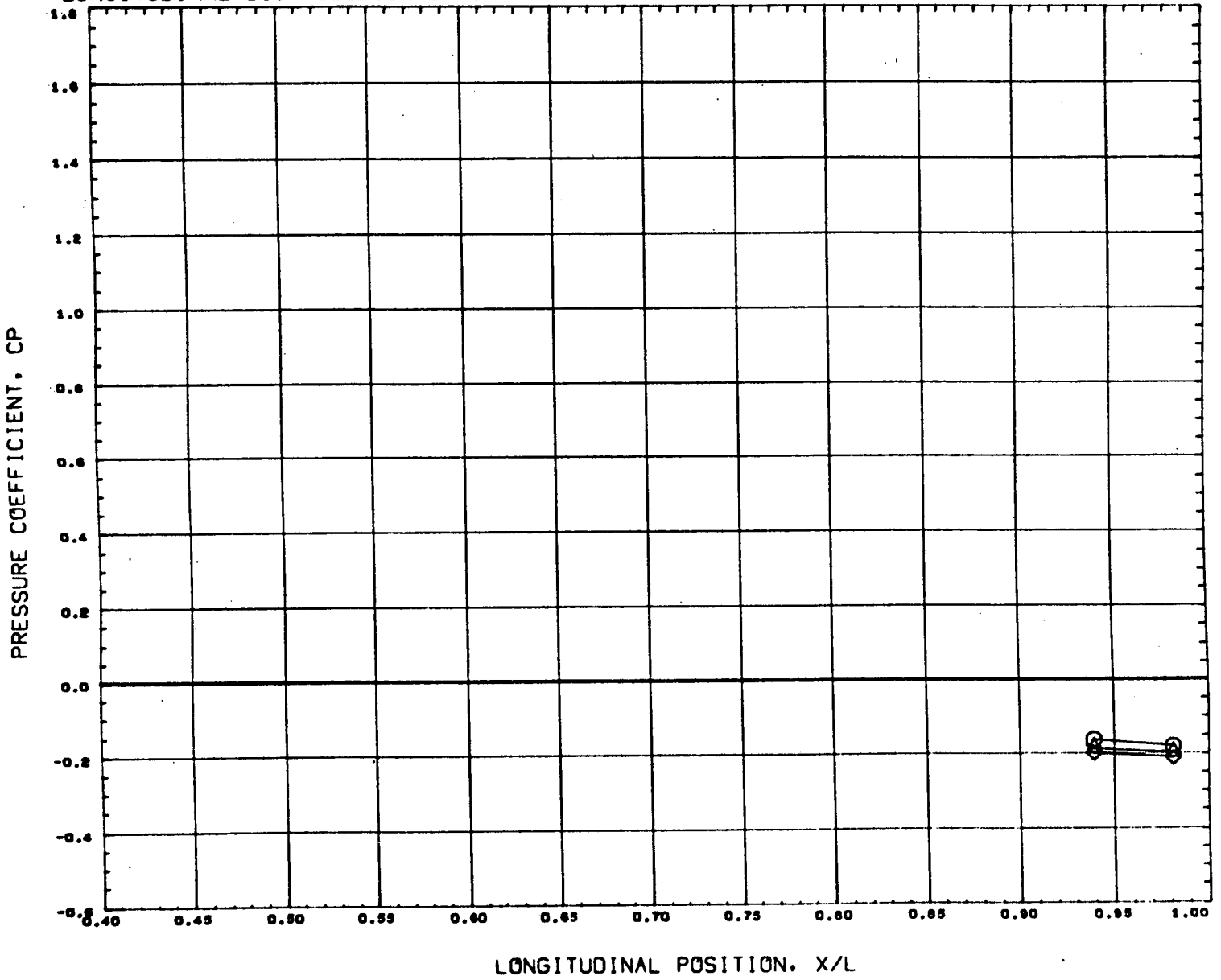


SYMBOL	DELTA X	Y/B	DELTA Z
○	0.143	0.269	0.120
△	0.103		
◇	0.226		

PARAMETRIC VALUES			
ALPHAB	9.041	MACH	2.000
ALPHA I	0.000	ORBPOW	100.000
BSTPOW	30.000		

REFERENCE FILE

LONGITUDINAL DISTRIBUTION OF ORBITER UPPER WING PRESSURES - MACH 2



SYMBOL	DELTA X	Y/B	DELTA Z
○	0.143	0.399	0.120
△	0.103		
◇	0.226		

PARAMETRIC VALUES			
ALPHAB	5.041	MACH	2.000
ALPHA I	0.000	ORBPOW	100.000
BSTPOW	50.000		

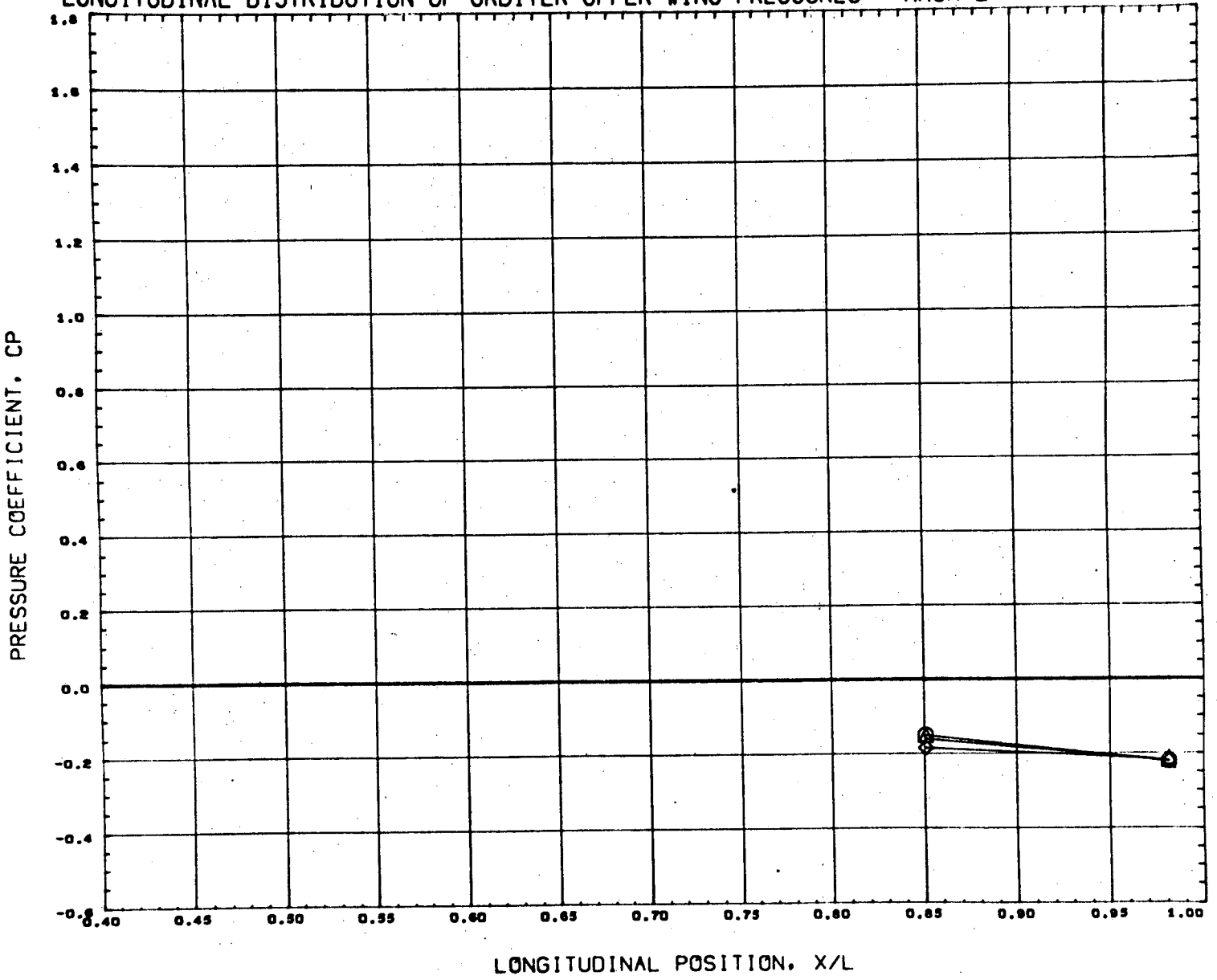
REFERENCE FILE

AEDC VA1163 MDAC ORBITER (UPPER WING)

•GT8214•

PAGE 160

# LONGITUDINAL DISTRIBUTION OF ORBITER UPPER WING PRESSURES - MACH 2



SYMBOL	DELTA X	Y/B	DELTA Z
○	0.144	0.289	0.151
△	0.103		
◇	0.226		

PARAMETRIC VALUES		
ALPHAB	3.041	MACH 2.000
ALPHA I	0.000	ORSPOW 100.000
BSTPOW	50.000	

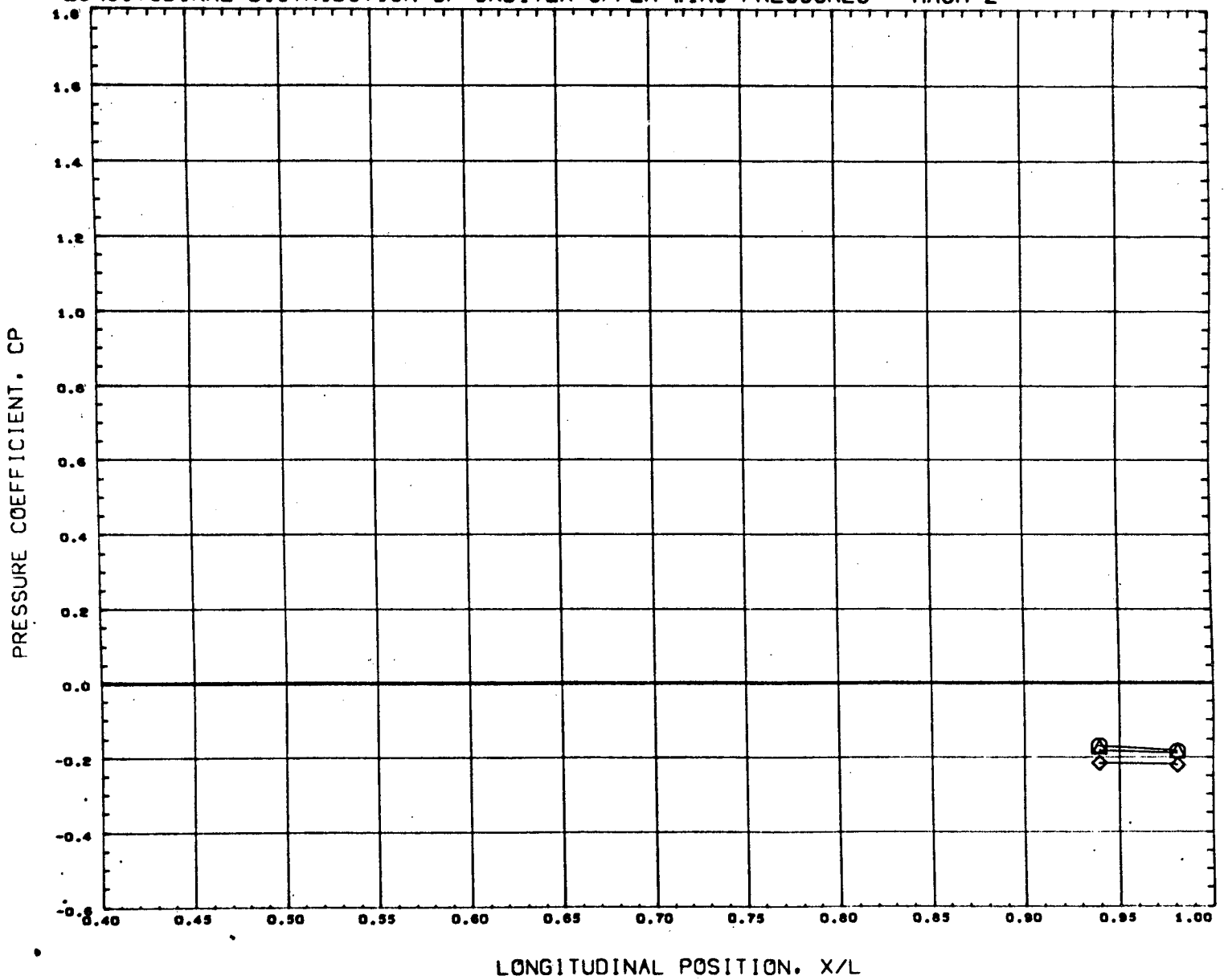
REFERENCE FILE

AEDC VA1163 MDAC ORBITER (UPPER WING)

•GT8214•

PAGE 161

# LONGITUDINAL DISTRIBUTION OF ORBITER UPPER WING PRESSURES - MACH 2

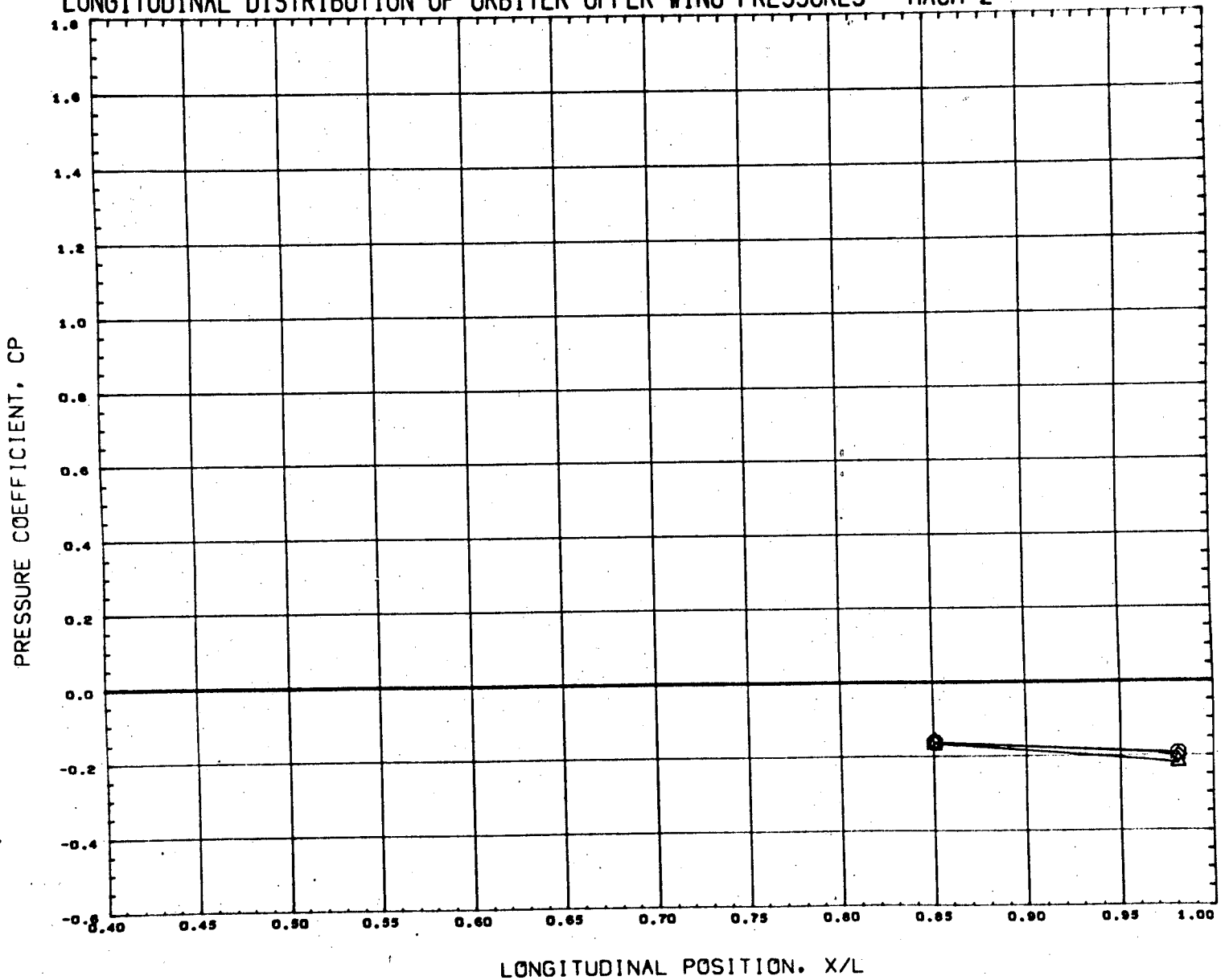


SYMBOL	DELTA X	Y/B	DELTA Z
○	0.144	0.399	0.191
△	0.103		
◇	0.226		

PARAMETRIC VALUES			
ALPHAB	5.041	MACH	2.000
ALPHA1	0.000	ORBPOW	100.000
BSTPOW	50.000		

REFERENCE FILE

# LONGITUDINAL DISTRIBUTION OF ORBITER UPPER WING PRESSURES - MACH 2



SYMBOL	DELTA X	Y/B	DELTA Z
○	0.143	0.269	0.228
△	0.103		
◇	0.227		

PARAMETRIC VALUES		
ALPHAB	5.041	MACH 2.000
ALPHA1	0.000	ORSPW 100.000
BSTPOW	90.000	

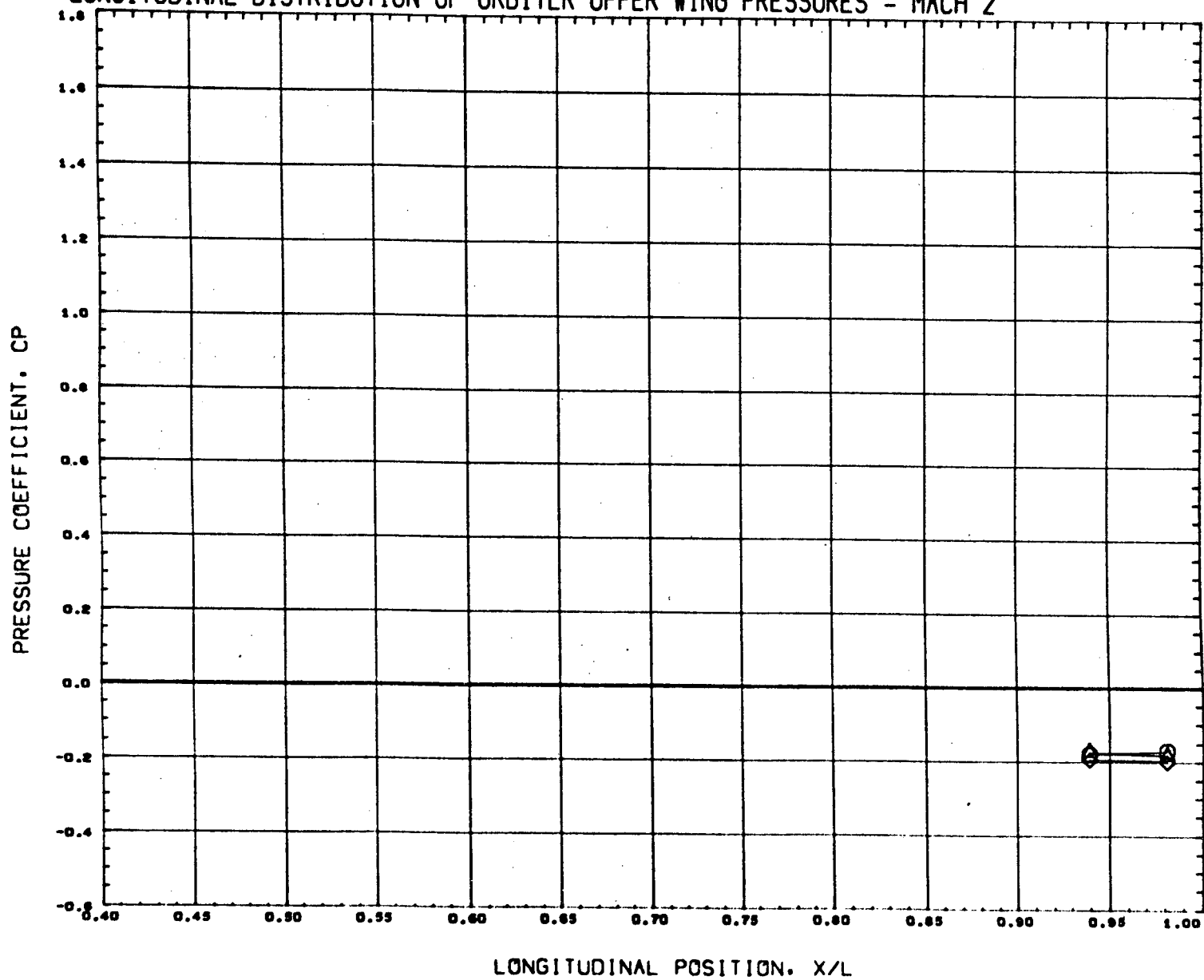
REFERENCE FILE

AEDC VA1163 MDAC ORBITER (UPPER WING)

•GT8214•

PAGE 163

# LONGITUDINAL DISTRIBUTION OF ORBITER UPPER WING PRESSURES - MACH 2



SYMBOL	DELTA X	Y/B	DELTA Z
○	0.143	0.399	0.228
△	0.103		
◇	0.227		

PARAMETRIC VALUES			
ALPHAB	5.041	MACH	2.000
ALPHA1	0.000	ORBPOW	100.000
BSTPOW	50.000		

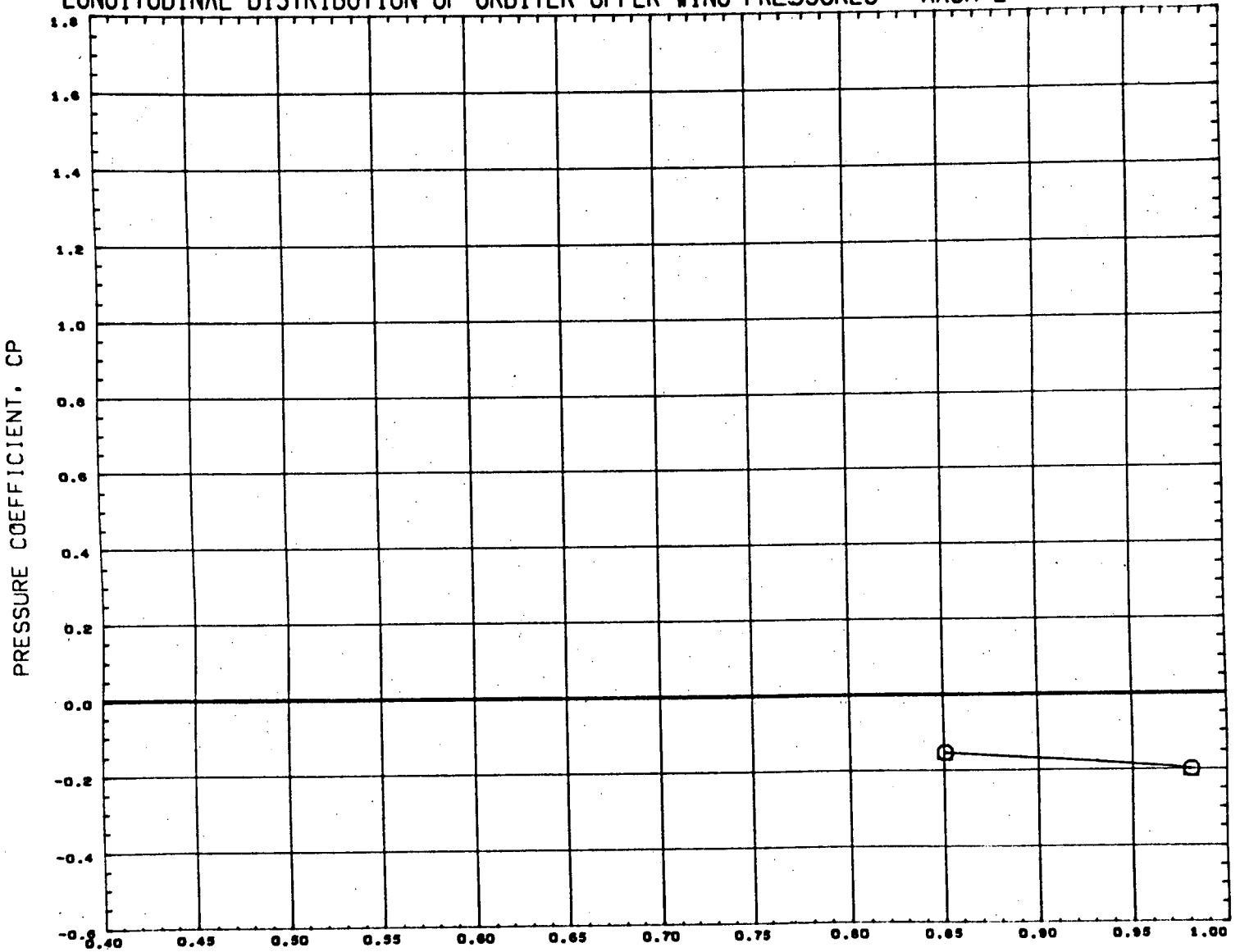
REFERENCE FILE

AEDC VA1163 MDAC ORBITER (UPPER WING)

•GT8214•

PAGE 164

LONGITUDINAL DISTRIBUTION OF ORBITER UPPER WING PRESSURES - MACH 2



LONGITUDINAL POSITION, X/L

SYMBOL DELTAX Y/B DELTAZ  
 O - 0.390 0.269 0.908

PARAMETRIC VALUES  
 ALPHAB 5.041 MACH 2.000  
 ALPHA1 0.000 ORBPOW 100.000  
 BSTPOW 30.000

REFERENCE FILE

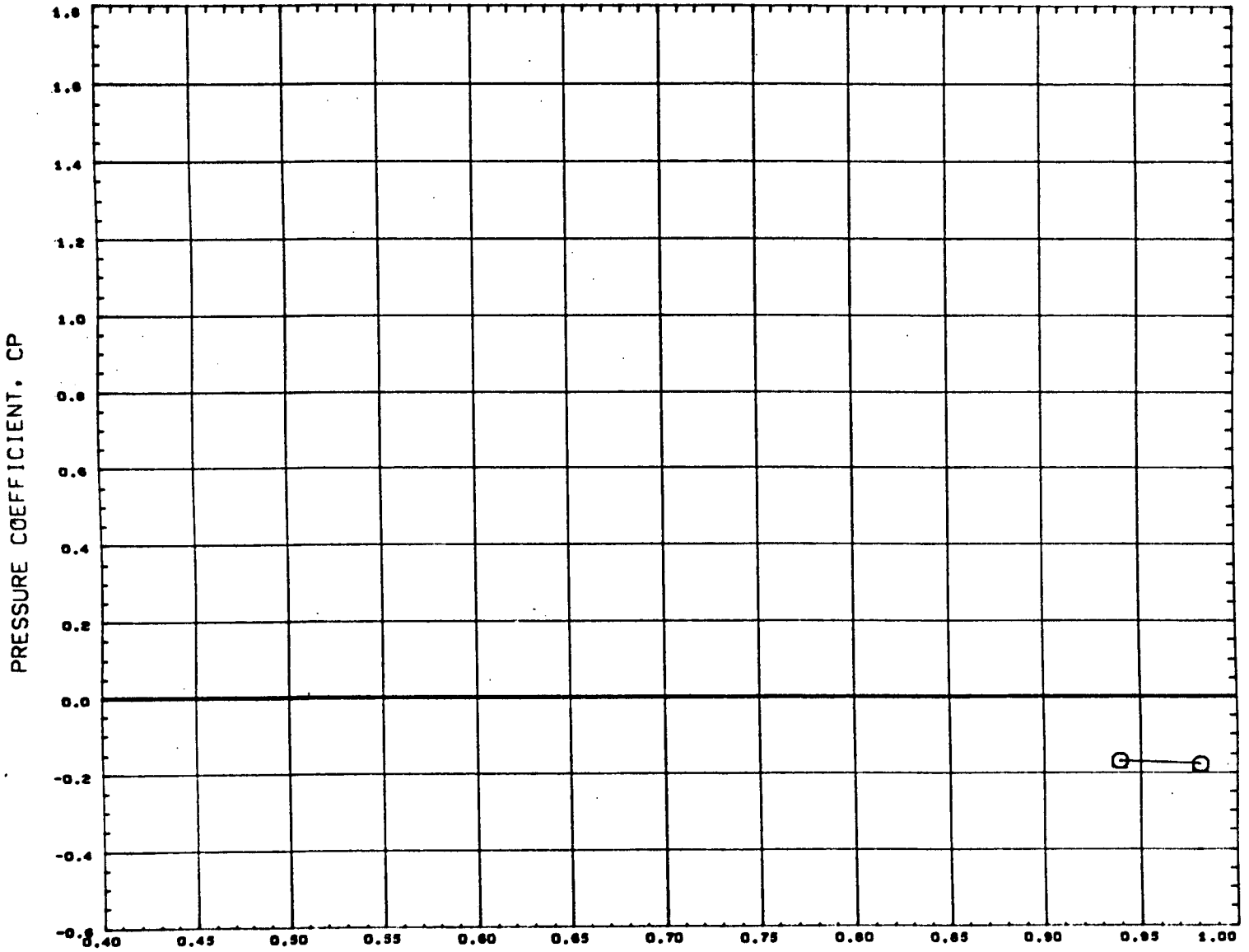
AEDC VA1163 MDAC ORBITER (UPPER WING)

•GT8214•

PAGE 165



LONGITUDINAL DISTRIBUTION OF ORBITER UPPER WING PRESSURES - MACH 2



LONGITUDINAL POSITION, X/L

SYMBOL	DELTA X	Y/B	DELTA Z
○	0.390	0.399	0.908

PARAMETRIC VALUES			
ALPHAB	5.041	MACH	2.000
ALPHA1	0.000	ORBPOW	100.000
BSTPOW	50.000		

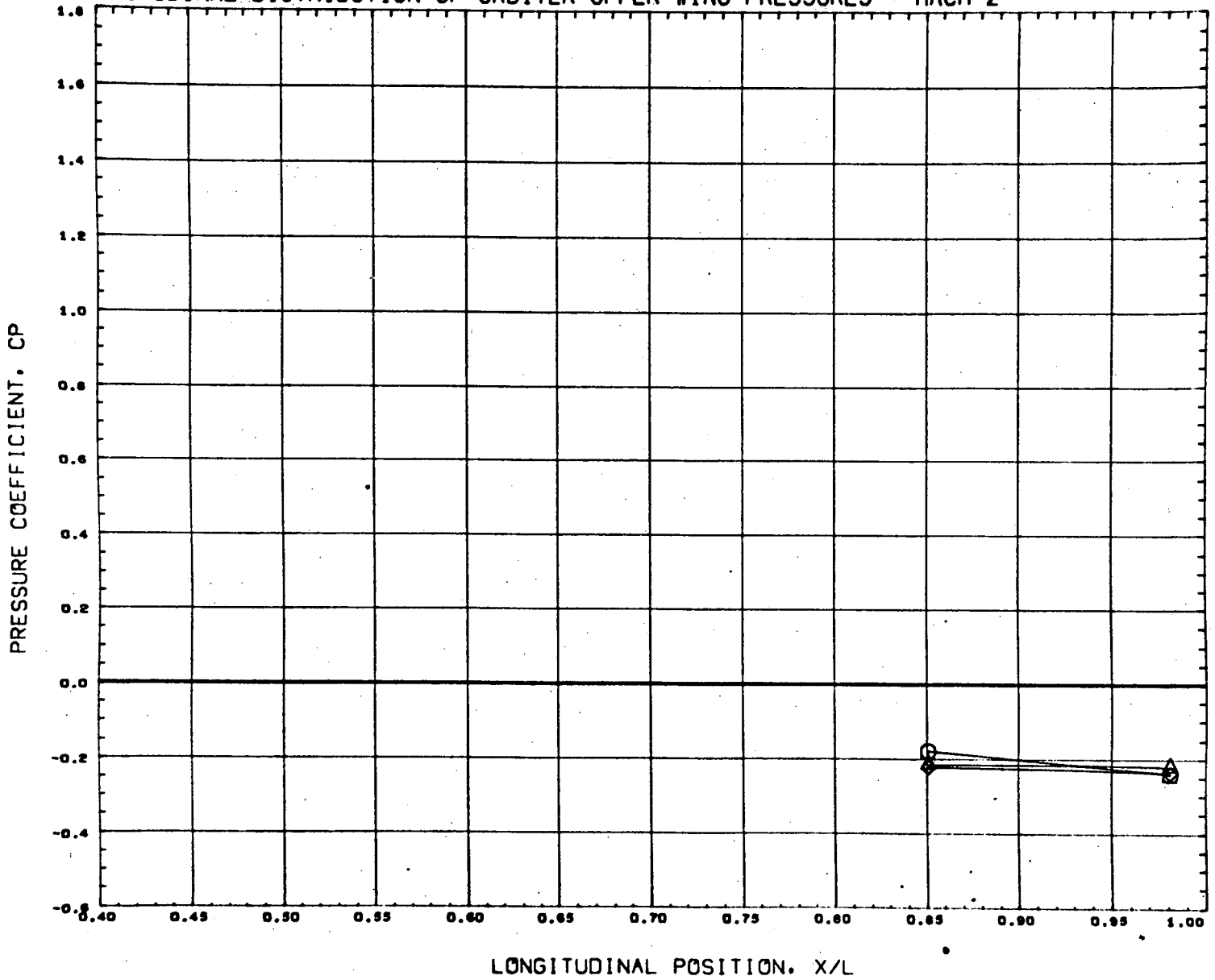
REFERENCE FILE

AEDC VA1163 MDAC ORBITER (UPPER WING)

•GT8214•

PAGE 166

# LONGITUDINAL DISTRIBUTION OF ORBITER UPPER WING PRESSURES - MACH 2

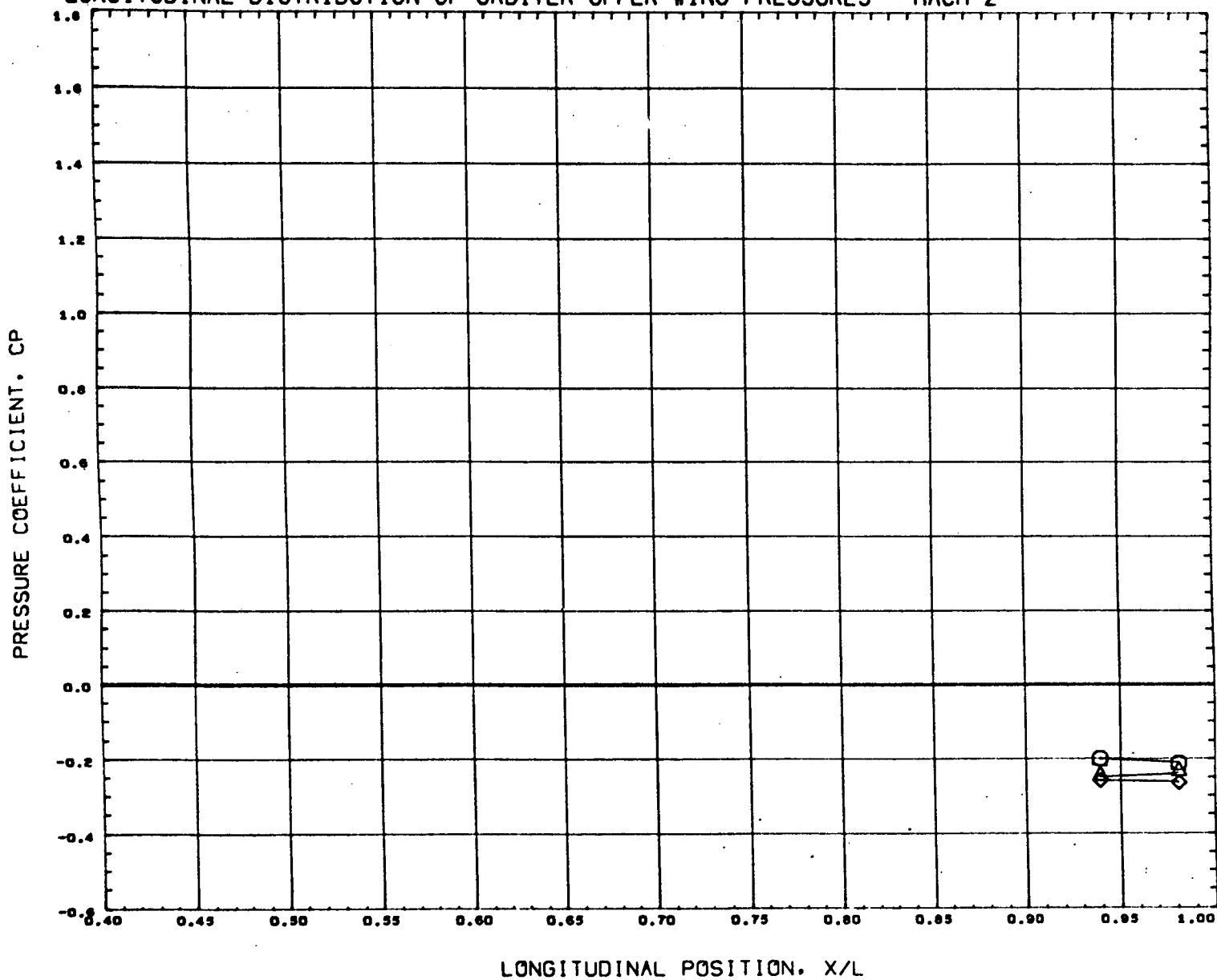


SYMBOL	DELTA X	Y/B	DELTA Z
○	0.143	0.289	0.120
△	0.103		
◇	0.226		

PARAMETRIC VALUES			
ALPHAB	10.030	MACH	2.000
ALPHA I	0.000	ORBPOW	100.000
BSTPOW	50.000		

REFERENCE FILE

# LONGITUDINAL DISTRIBUTION OF ORBITER UPPER WING PRESSURES - MACH 2



SYMBOL	DELTA X	Y/B	DELTA Z
○	0.143	0.399	0.120
△	0.103		
◇	0.226		

PARAMETRIC VALUES			
ALPHAB	10.030	MACH	2.000
ALPHAI	0.000	ORBPOW	100.000
BSTPOW	50.000		

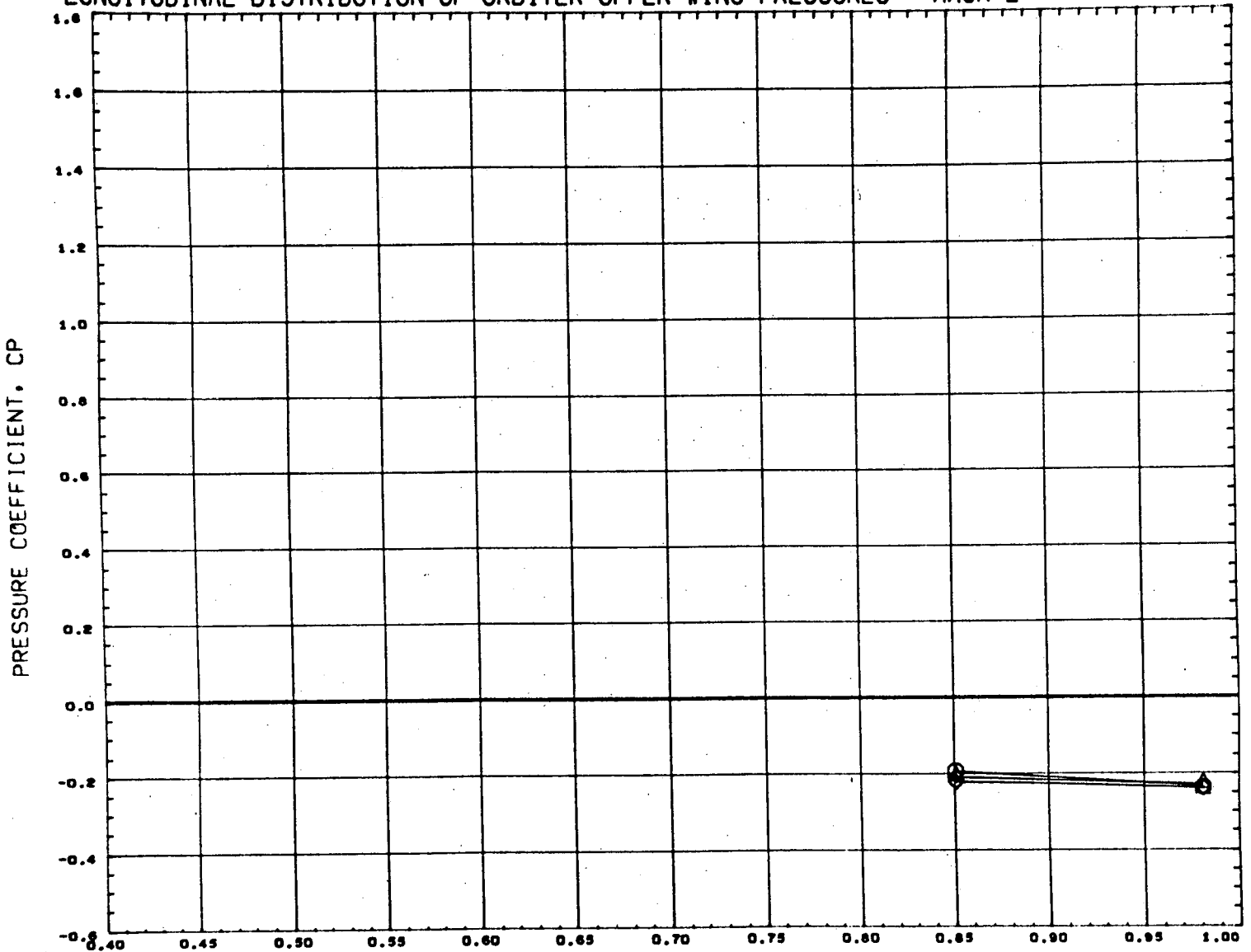
REFERENCE FILE

AEDC VA1163 MDAC ORBITER (UPPER WING)

•GT8215•

PAGE 168

# LONGITUDINAL DISTRIBUTION OF ORBITER UPPER WING PRESSURES - MACH 2



LONGITUDINAL POSITION, X/L

SYMBOL	DELTA X	Y/B	DELTA Z
○	0.145	0.269	0.151
△	0.103		
◇	0.226		

PARAMETRIC VALUES		
ALPHAB	10.030	MACH 2.000
ALPHA1	0.000	ORBPOW 100.000
BS1POW	50.000	

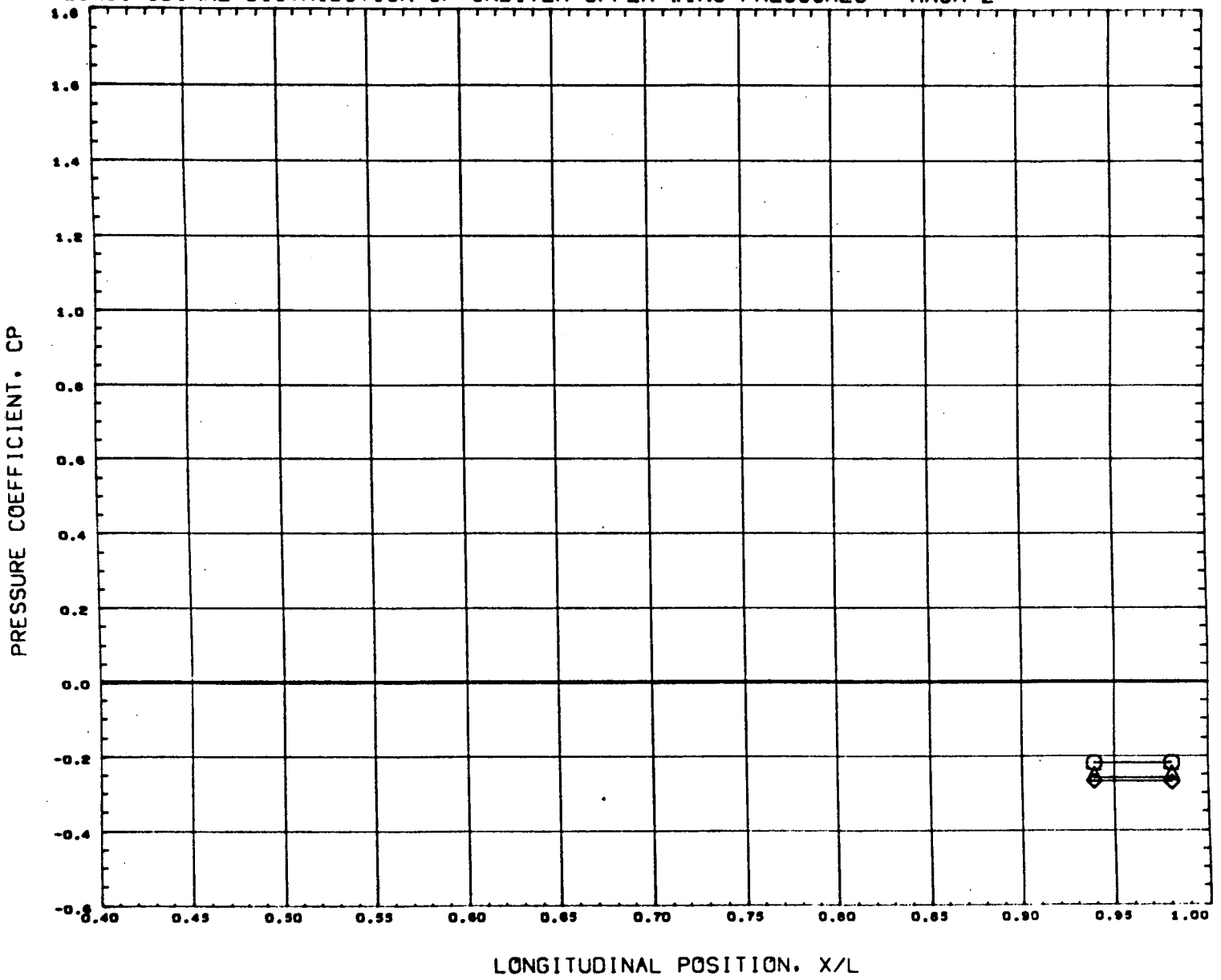
REFERENCE FILE

AEDC VA1163 MDAC ORBITER (UPPER WING)

•GT8215•

PAGE 169

# LONGITUDINAL DISTRIBUTION OF ORBITER UPPER WING PRESSURES - MACH 2

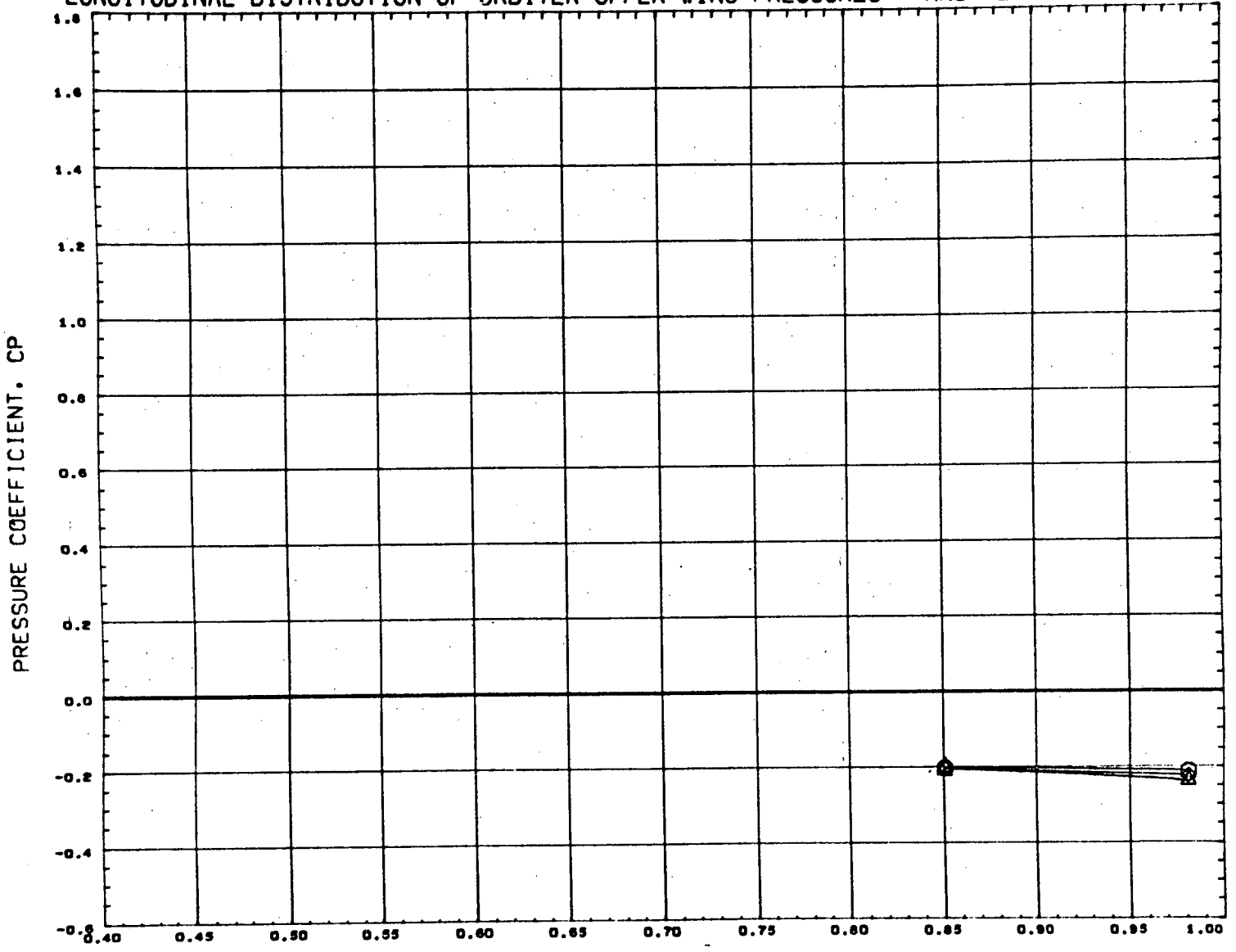


SYMBOL	DELTA X	Y/B	DELTA Z
○	0.145	0.399	0.151
△	0.103		
◇	0.226		

PARAMETRIC VALUES			
ALPHAB	10.030	MACH	2.000
ALPHAI	0.000	ORBPOW	100.000
BSTPOW	50.000		

REFERENCE FILE

# LONGITUDINAL DISTRIBUTION OF ORBITER UPPER WING PRESSURES - MACH 2



LONGITUDINAL POSITION, X/L

SYMBOL	DELTA X	Y/B	DELTA Z
○	0.143	0.289	0.228
△	0.103		
◇	0.227		

PARAMETRIC VALUES			
ALPHAB	10.030	MACH	2.000
ALPHA1	0.000	ORBPOW	100.000
BSTPOW	50.000		

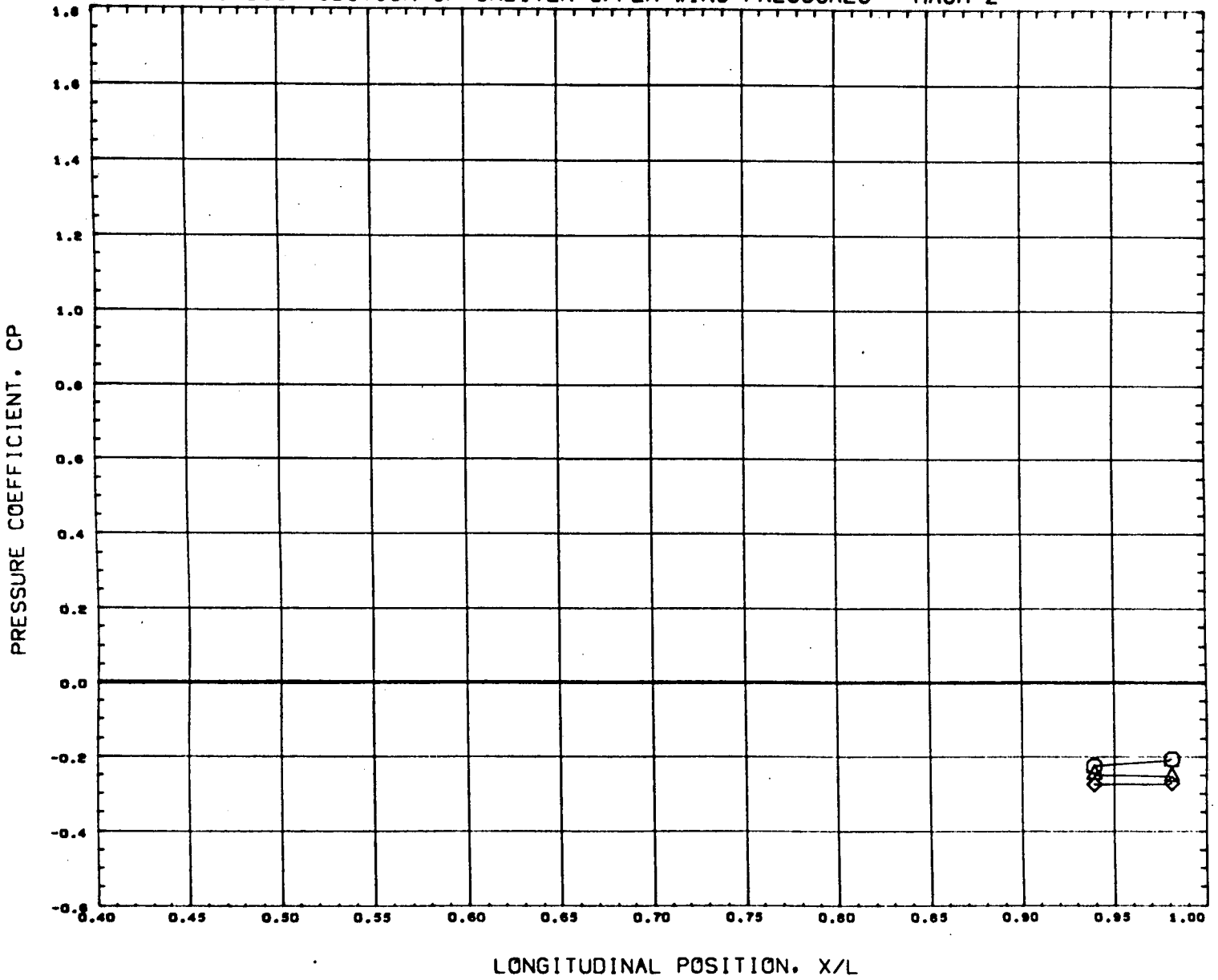
REFERENCE FILE

AEDC VA1163 MDAC ORBITER (UPPER WING)

•GT8215•

PAGE 171

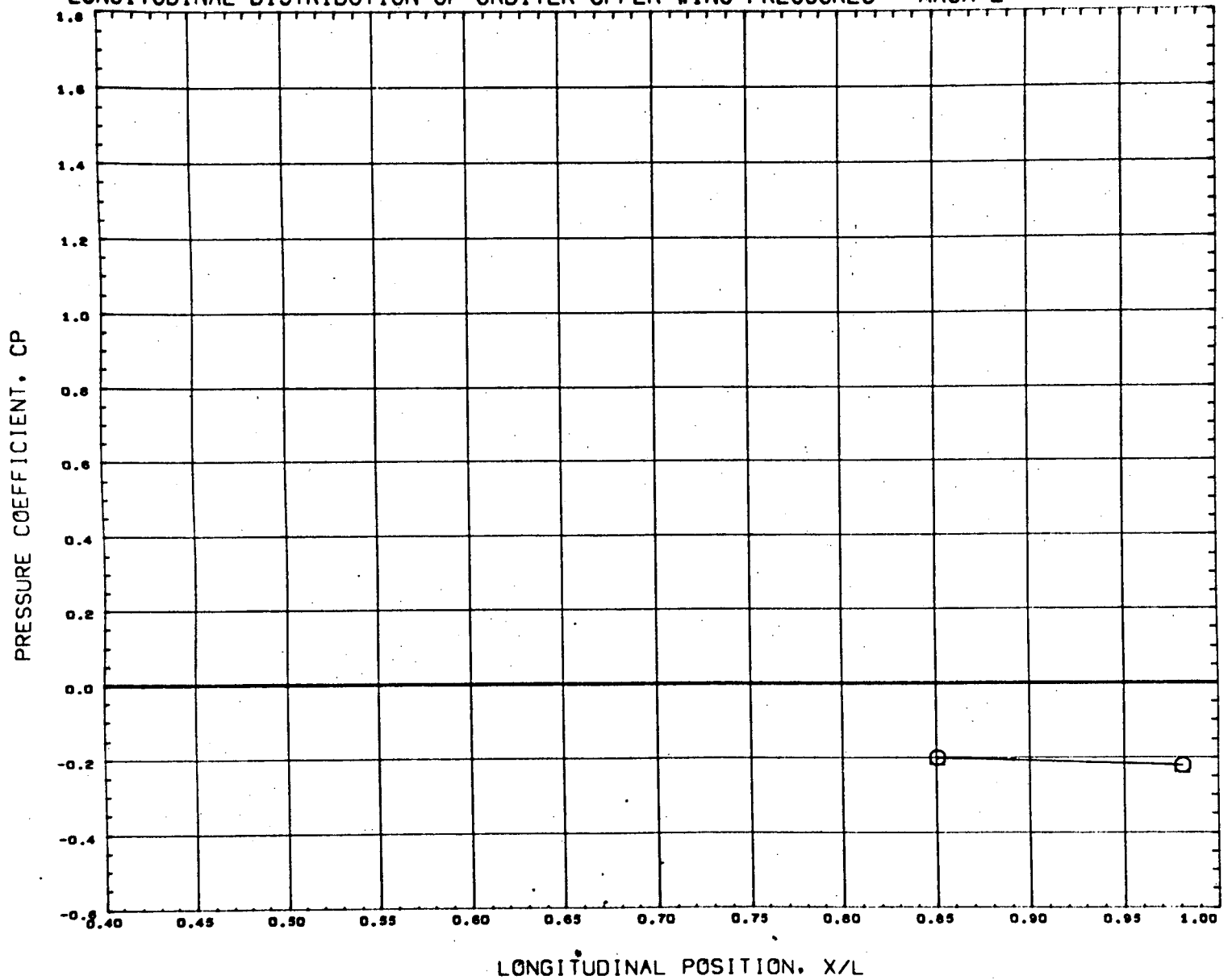
# LONGITUDINAL DISTRIBUTION OF ORBITER UPPER WING PRESSURES - MACH 2



SYMBOL	DELTA X	Y/B	DELTA Z	PARAMETRIC VALUES			
○	0.143	0.399	0.226	ALPHA B	10.030	MACH	2.000
△	0.103			ALPHA I	0.000	ORSPOW	100.000
◇	0.227			BSTPOW	50.000		

REFERENCE FILE

# LONGITUDINAL DISTRIBUTION OF ORBITER UPPER WING PRESSURES - MACH 2



SYMBOL	DELTA X	Y/B	DELTA Z
○	0.390	0.269	0.906

PARAMETRIC VALUES			
ALPHAB	10.030	MACH	2.000
ALPHA1	0.000	ORBPOW	100.000
BSTPCW	50.000		

REFERENCE FILE

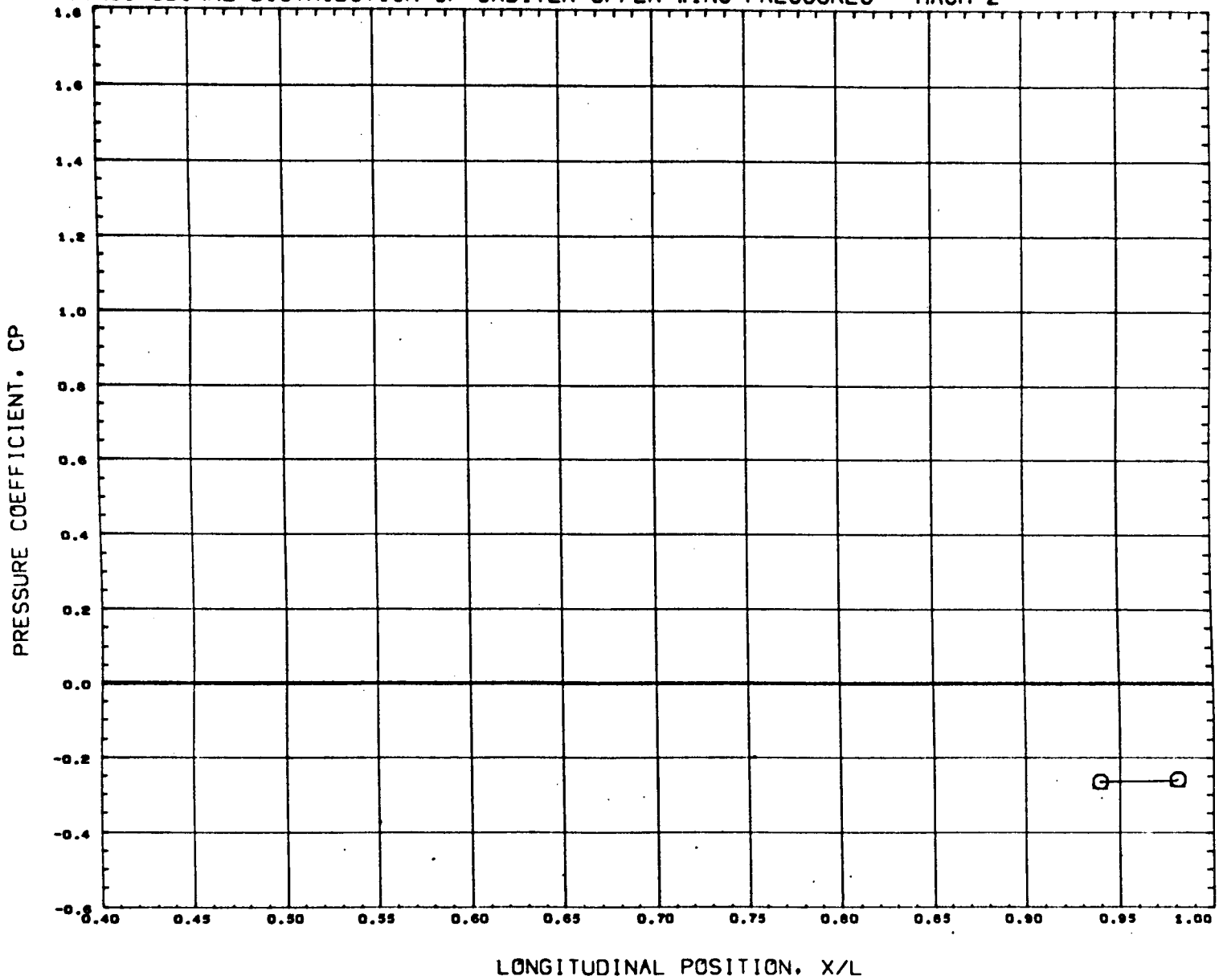
AEDC VA1163 MDAC ORBITER (UPPER WING)

•GT8215•

PAGE 173



# LONGITUDINAL DISTRIBUTION OF ORBITER UPPER WING PRESSURES - MACH 2



SYMBOL	DELTA X	Y/B	DELTA Z
○	0.390	0.399	0.908

PARAMETRIC VALUES			
ALPHAB	10.030	MACH	2.000
ALPHA I	0.000	ORBPOW	100.000
BSTPOW	50.000		

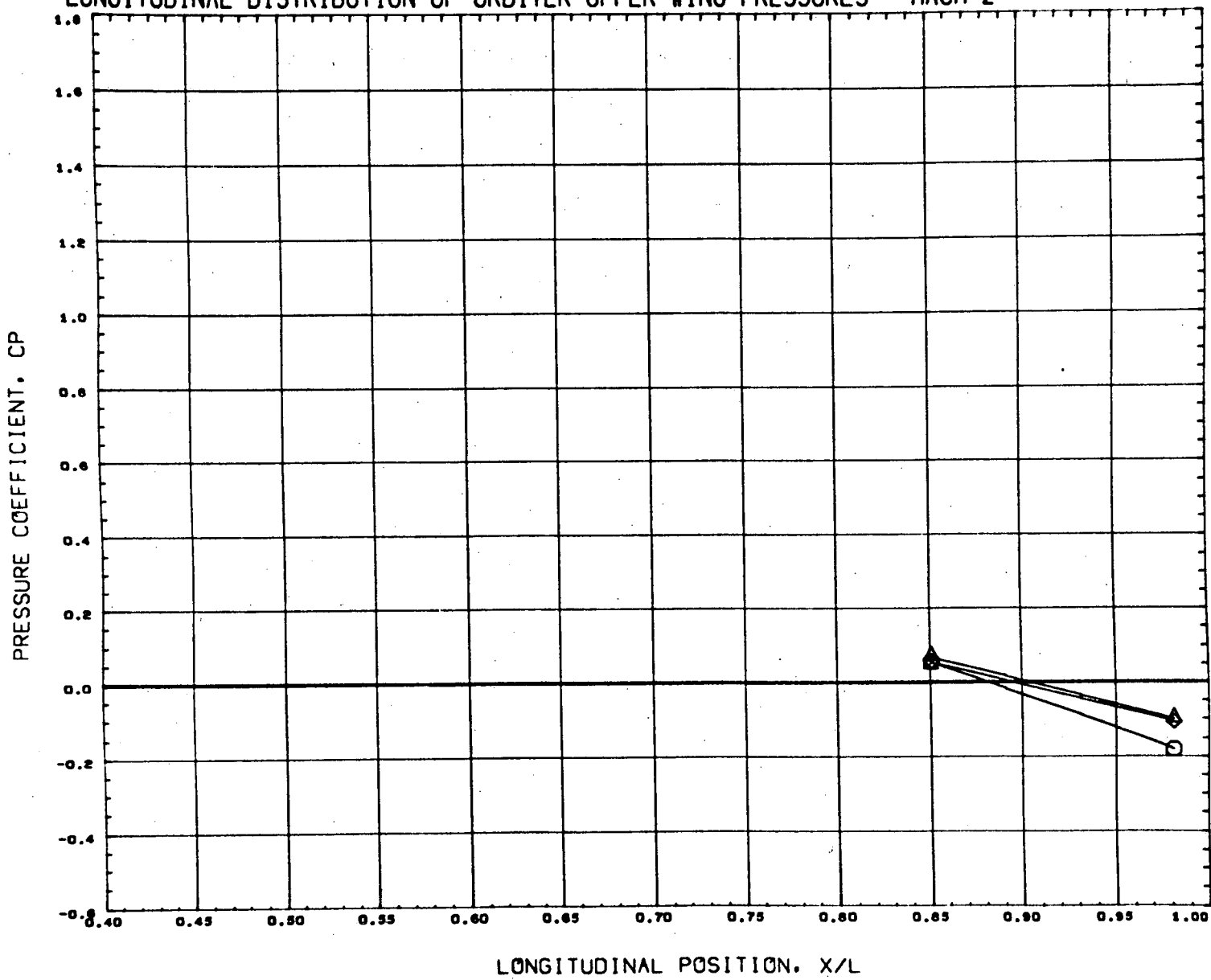
REFERENCE FILE

AEDC VA1163 MDAC ORBITER (UPPER WING)

•GT8215•

PAGE 174

# LONGITUDINAL DISTRIBUTION OF ORBITER UPPER WING PRESSURES - MACH 2

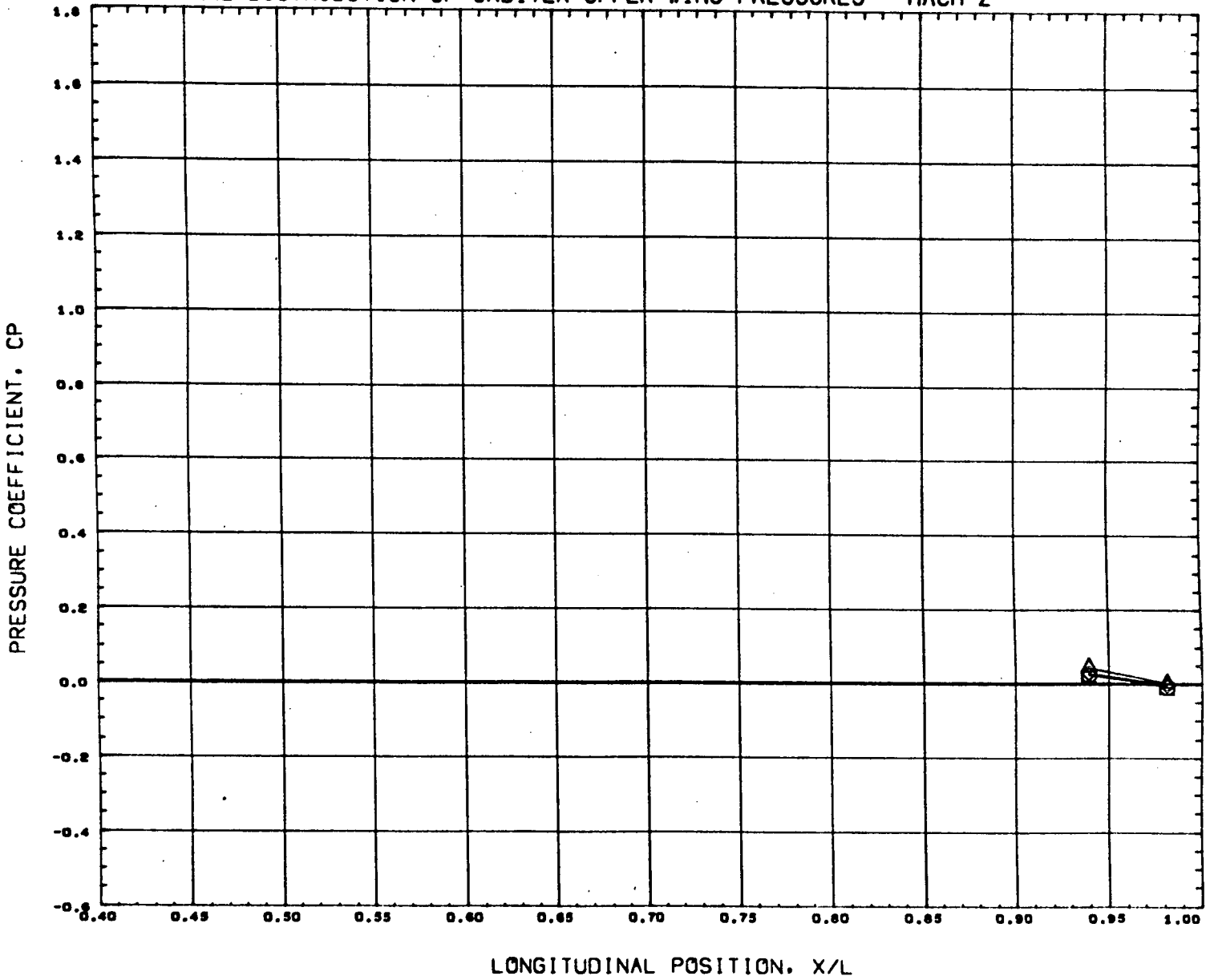


SYMBOL	DELTA X	Y/B	DELTA Z
○	0.143	0.269	0.120
△	0.103		
◇	0.226		

PARAMETRIC VALUES			
ALPHAB	9.961	MACH	2.000
ALPHAI	0.000	ORBPOW	0.000
BSTPOW	0.000		

REFERENCE FILE

# LONGITUDINAL DISTRIBUTION OF ORBITER UPPER WING PRESSURES - MACH 2

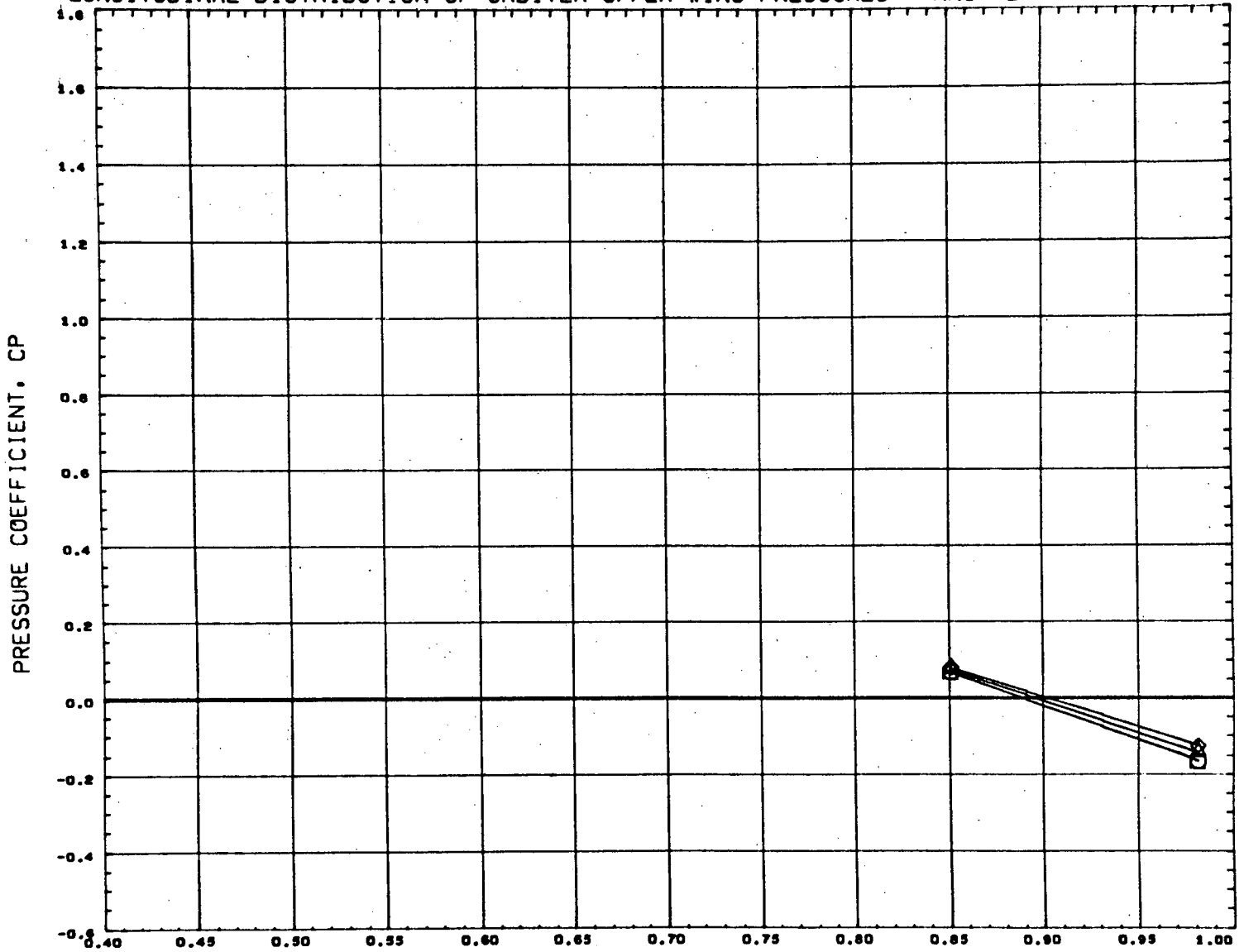


SYMBOL	DELTA X	Y/B	DELTA Z
○	0.143	0.399	0.120
△	0.103		
◇	0.226		

PARAMETRIC VALUES			
ALPHA B	0.981	MACH	2.000
ALPHA I	0.000	ORSPOW	0.000
BSTPOW	0.000		

REFERENCE FILE

# LONGITUDINAL DISTRIBUTION OF ORBITER UPPER WING PRESSURES - MACH 2



LONGITUDINAL POSITION, X/L

SYMBOL	DELTA X	Y/B	DELTA Z
○	0.143	0.209	0.151
△	0.103		
◇	0.226		

PARAMETRIC VALUES			
ALPHAS	9.981	MACH	2.000
ALPHAI	0.000	ORBPOW	0.000
BSTPOW	0.000		

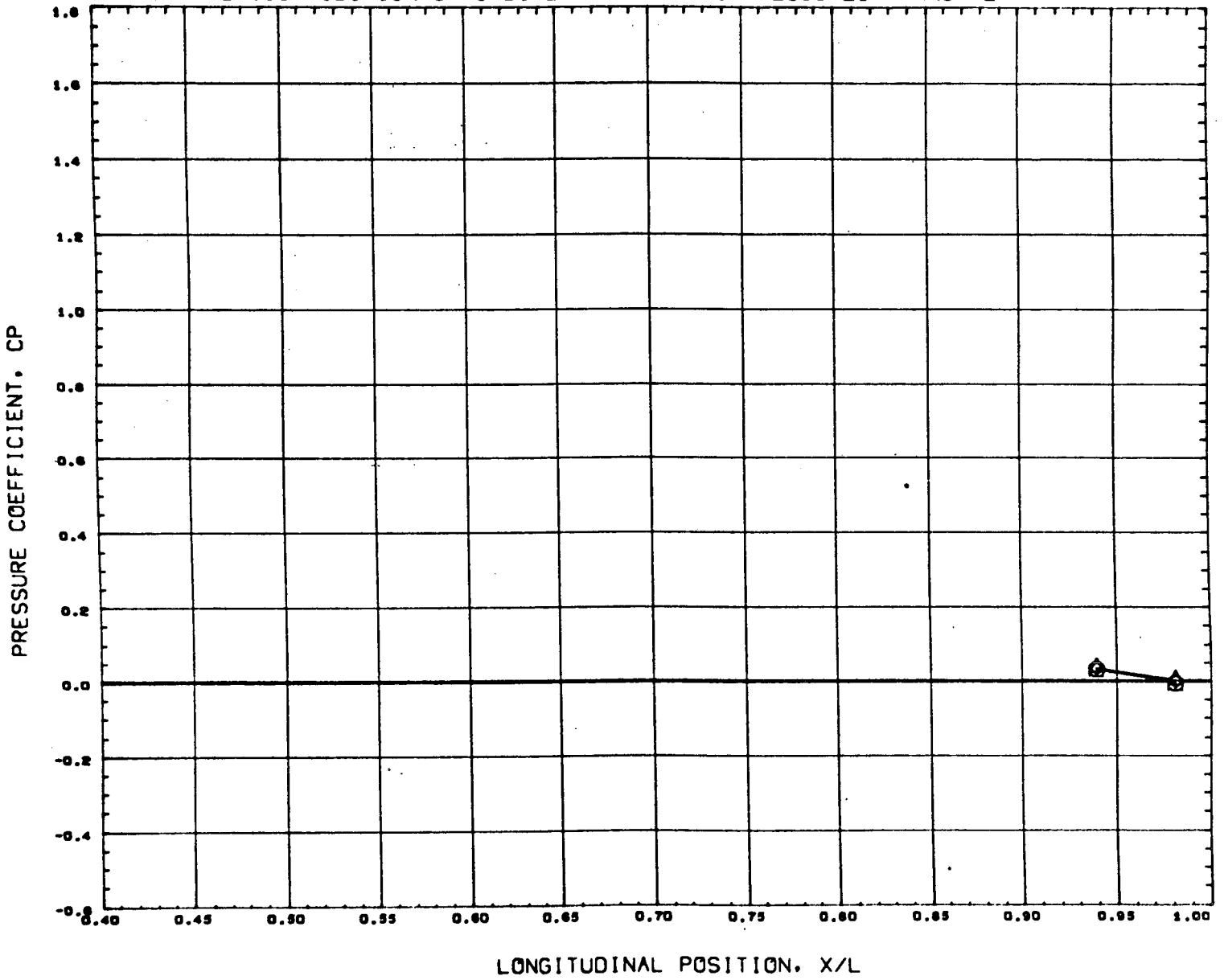
REFERENCE FILE

AEDC VA1163 MDAC ORBITER (UPPER WING)

•GT8221•

PAGE 177

# LONGITUDINAL DISTRIBUTION OF ORBITER UPPER WING PRESSURES - MACH 2

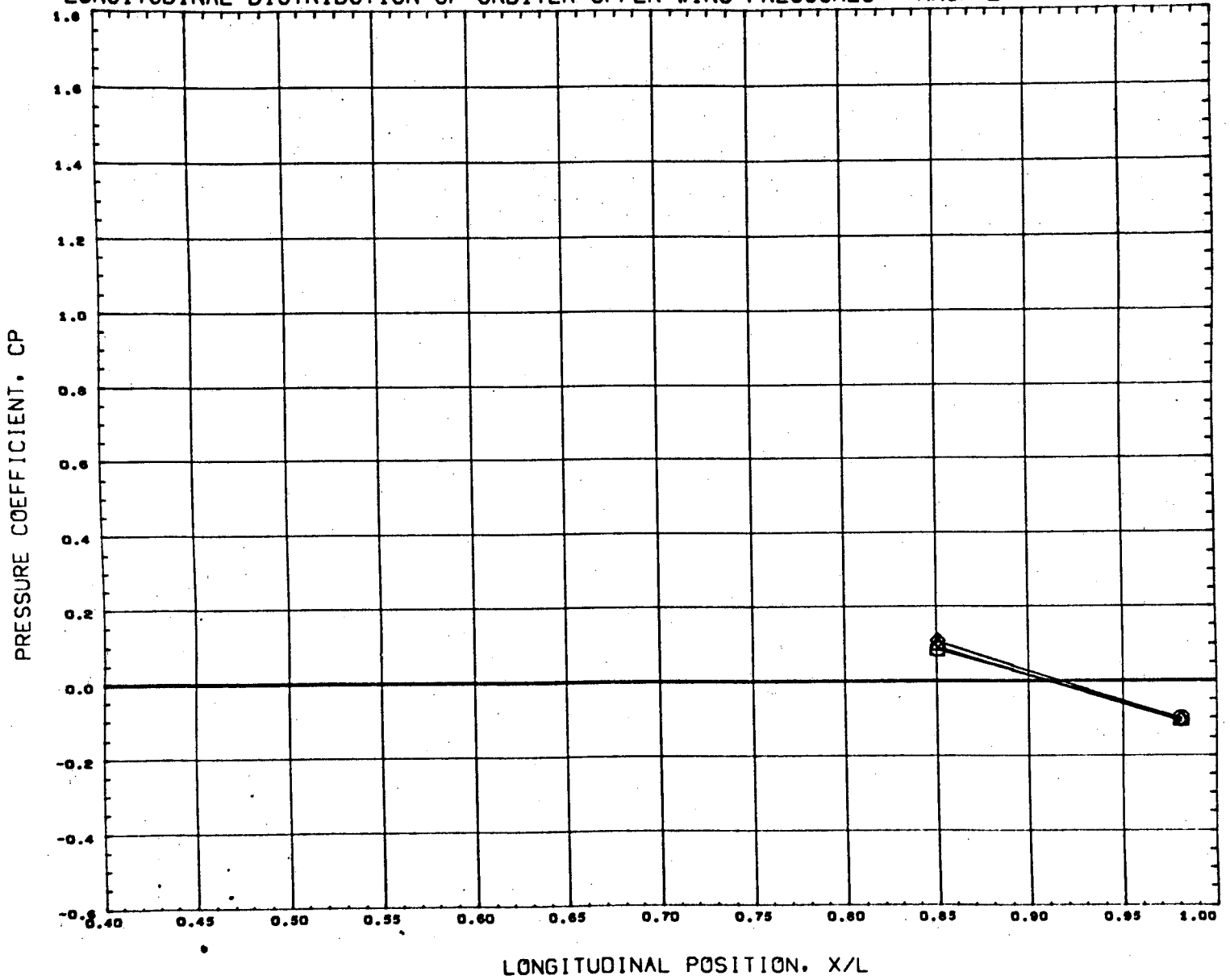


SYMBOL	DELTA X	Y/B	DELTA Z
○	0.143	0.399	0.151
△	0.105		
◇	0.226		

PARAMETRIC VALUES			
ALPHAB	9.981	MACH	2.000
ALPHA1	0.000	ORSPOW	0.000
BSTPOW	0.000		

REFERENCE FILE

# LONGITUDINAL DISTRIBUTION OF ORBITER UPPER WING PRESSURES - MACH 2

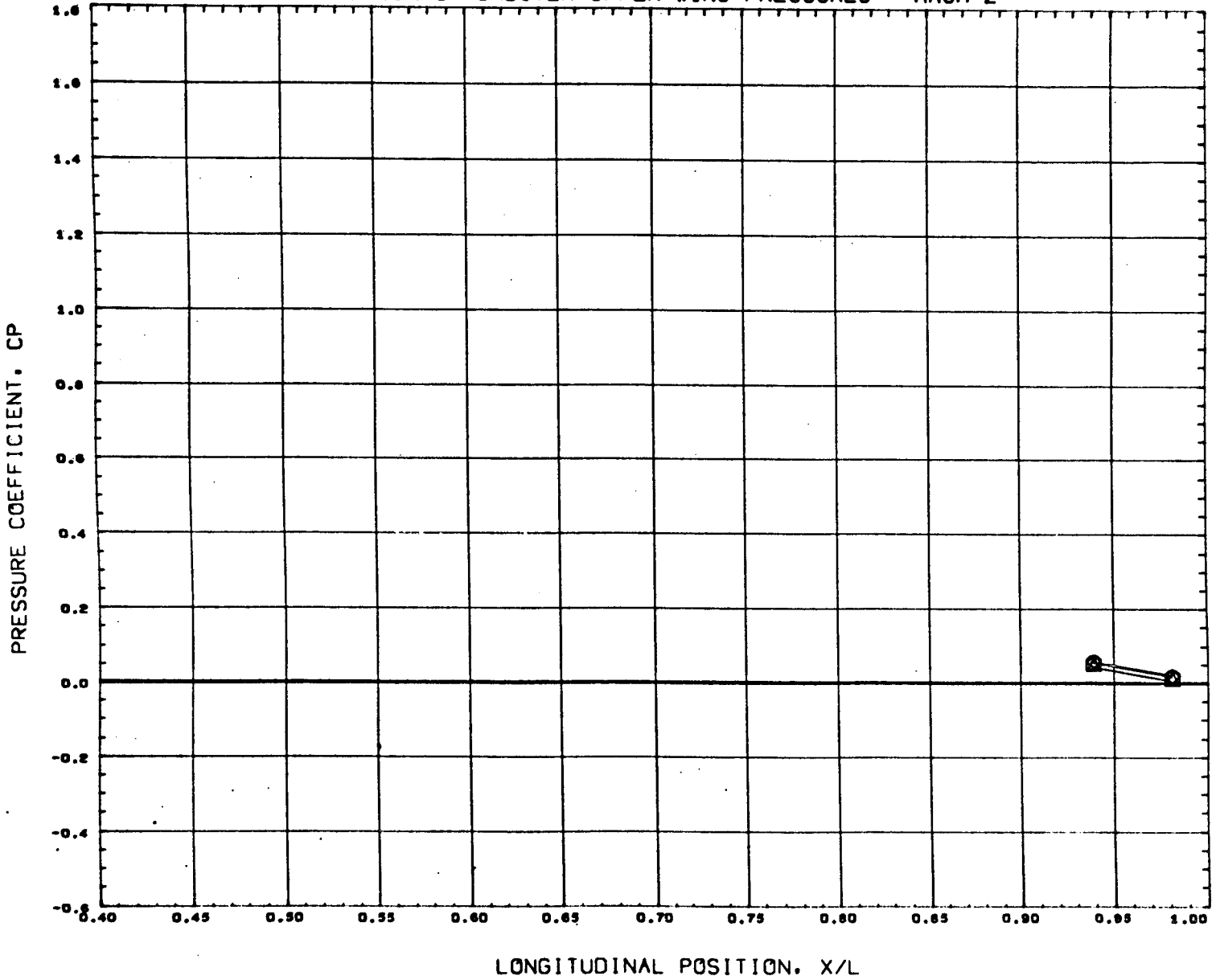


SYMBOL	DELTA X	Y/B	DELTA Z
○	0.144	0.269	0.226
△	0.103		
◇	0.226		

PARAMETRIC VALUES			
ALPHAB	9.981	MACH	2.000
ALPHA1	0.000	ORBPOW	0.000
BSTPOW	0.000		

REFERENCE FILE

# LONGITUDINAL DISTRIBUTION OF ORBITER UPPER WING PRESSURES - MACH 2

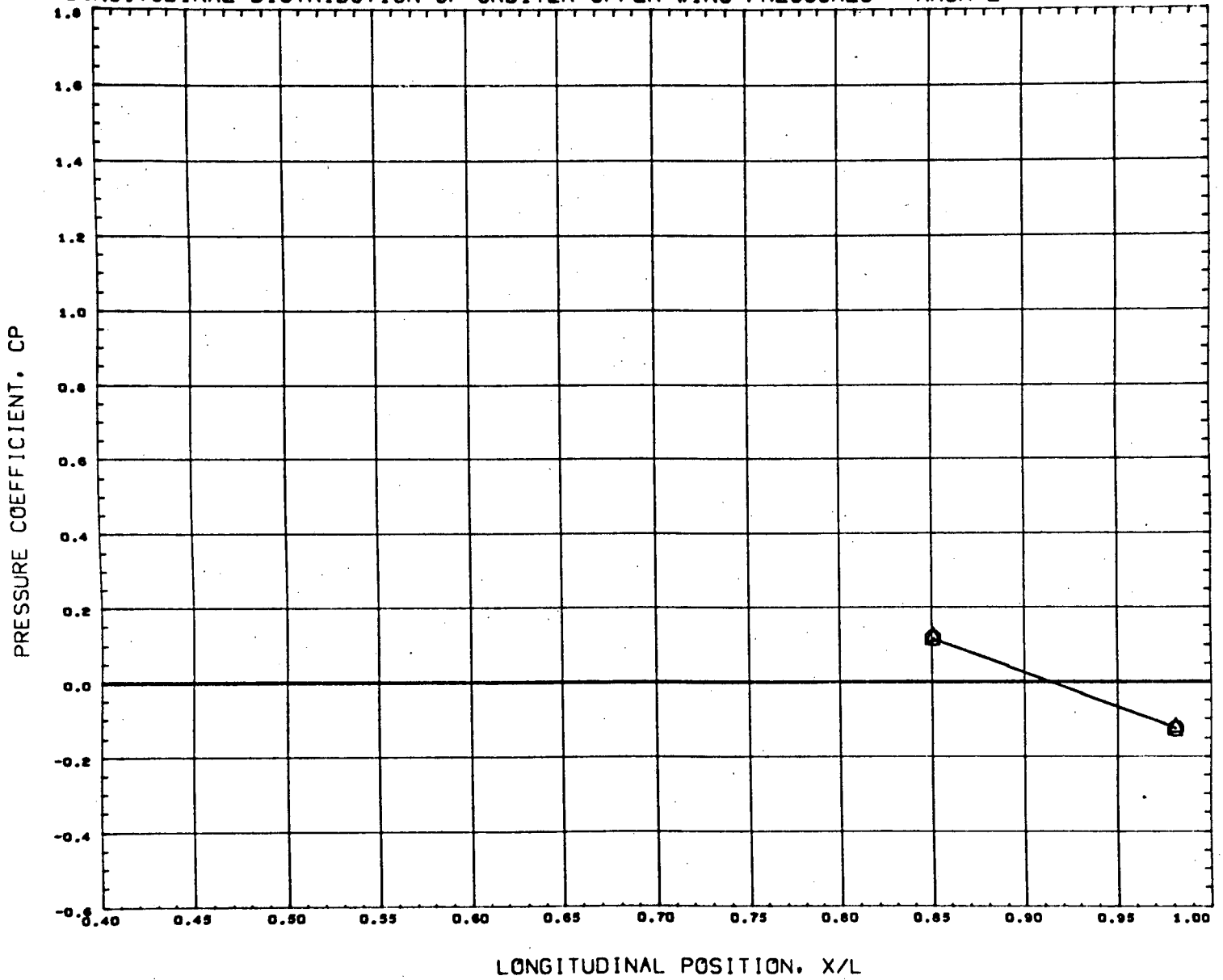


SYMBOL	DELTA X	Y/B	DELTA Z
○	0.144	0.399	0.226
△	0.103		
◇	0.226		

PARAMETRIC VALUES			
ALPHAB	9.981	MACH	2.000
ALPHA I	0.000	ORSPOW	0.000
BSTPOW	0.000		

REFERENCE FILE

# LONGITUDINAL DISTRIBUTION OF ORBITER UPPER WING PRESSURES - MACH 2



SYMBOL	DELTA X	Y/B	DELTA Z
○	0.391	0.269	0.908
△	0.520		

PARAMETRIC VALUES			
ALPHAS	9.981	MACH	2.000
ALPHAI	0.000	ORBPOW	0.000
BSTPOW	0.000		

REFERENCE FILE

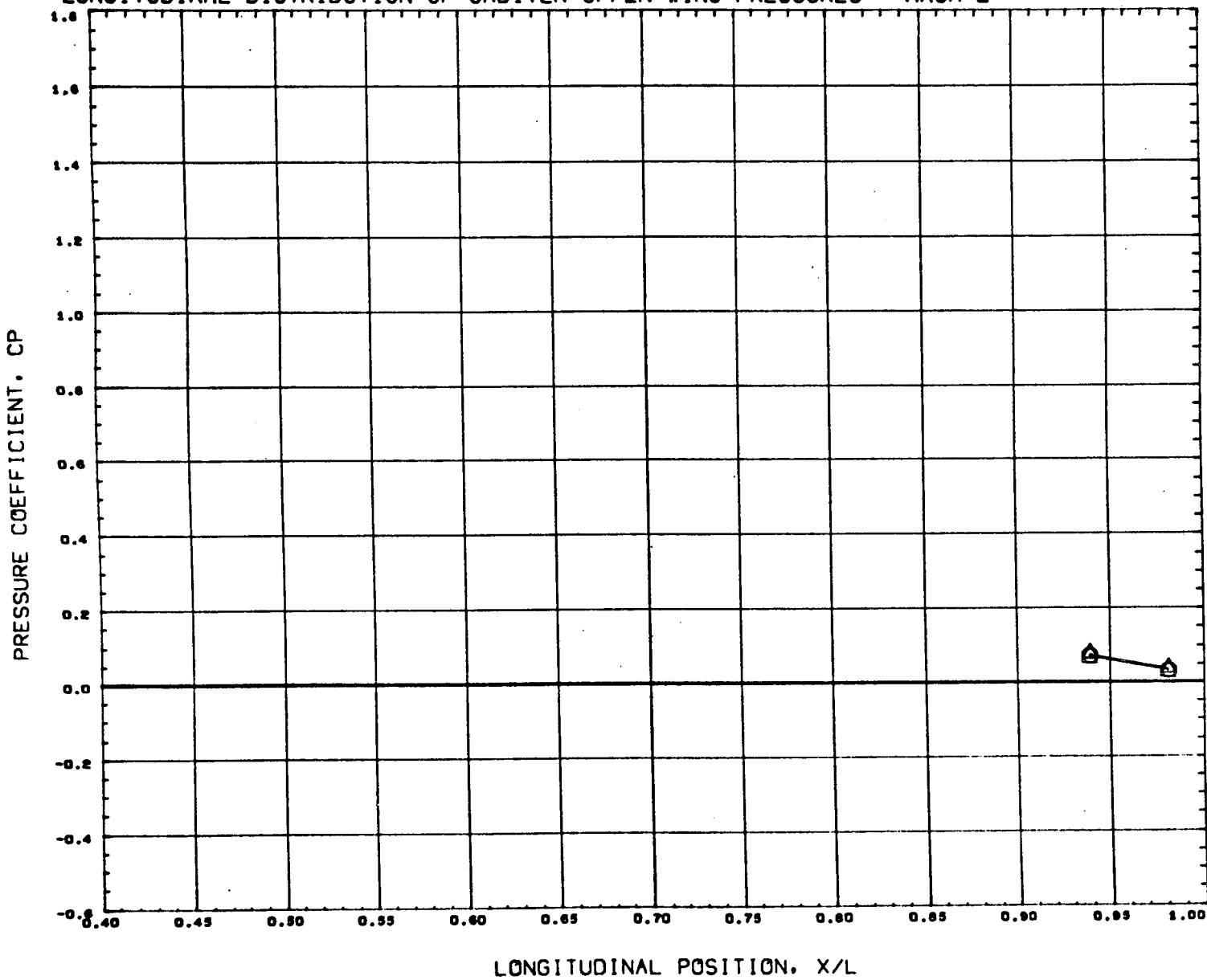
AEDC VA1163 MDAC ORBITER (UPPER WING)

•GT8221•

PAGE 181



# LONGITUDINAL DISTRIBUTION OF ORBITER UPPER WING PRESSURES - MACH 2



SYMBOL	DELTA X	Y/B	DELTA Z
○	0.391	0.399	0.908
△	0.920		

PARAMETRIC VALUES			
ALPHAB	9.981	MACH	2.000
ALPHA I	0.000	ORSPOW	0.000
BSTPOW	0.000		

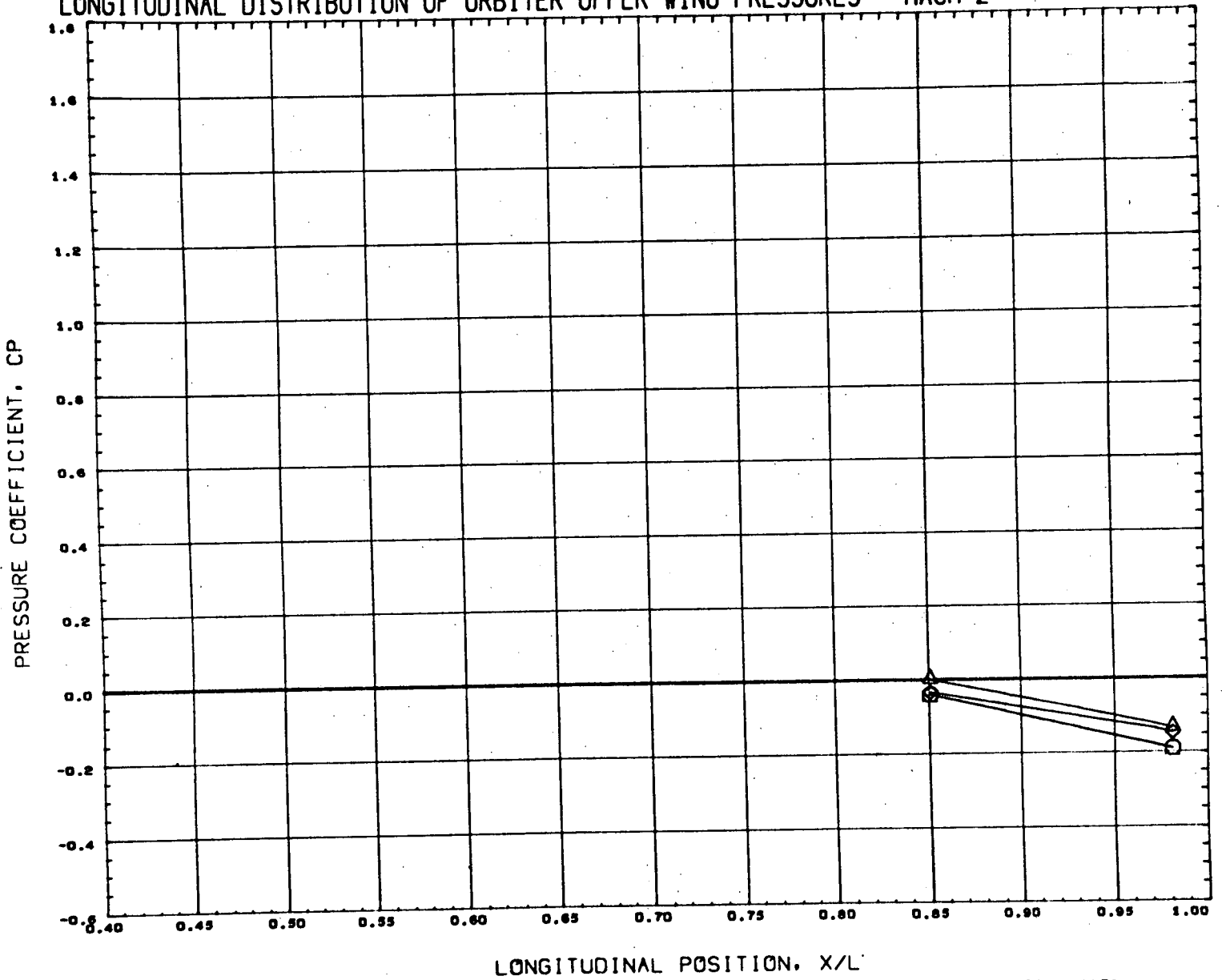
REFERENCE FILE

AEDC VA1163 MOAC ORBITER (UPPER WING)

•GT8221•

PAGE 182

# LONGITUDINAL DISTRIBUTION OF ORBITER UPPER WING PRESSURES - MACH 2



SYMBOL	DELTA X	Y/B	DELTA Z
○	0.143	0.289	0.120
△	0.103		
◇	0.226		

PARAMETRIC VALUES			
ALPHA B	4.970	MACH	2.000
ALPHA I	0.000	ORBPOW	0.000
BSTPOW	0.000		

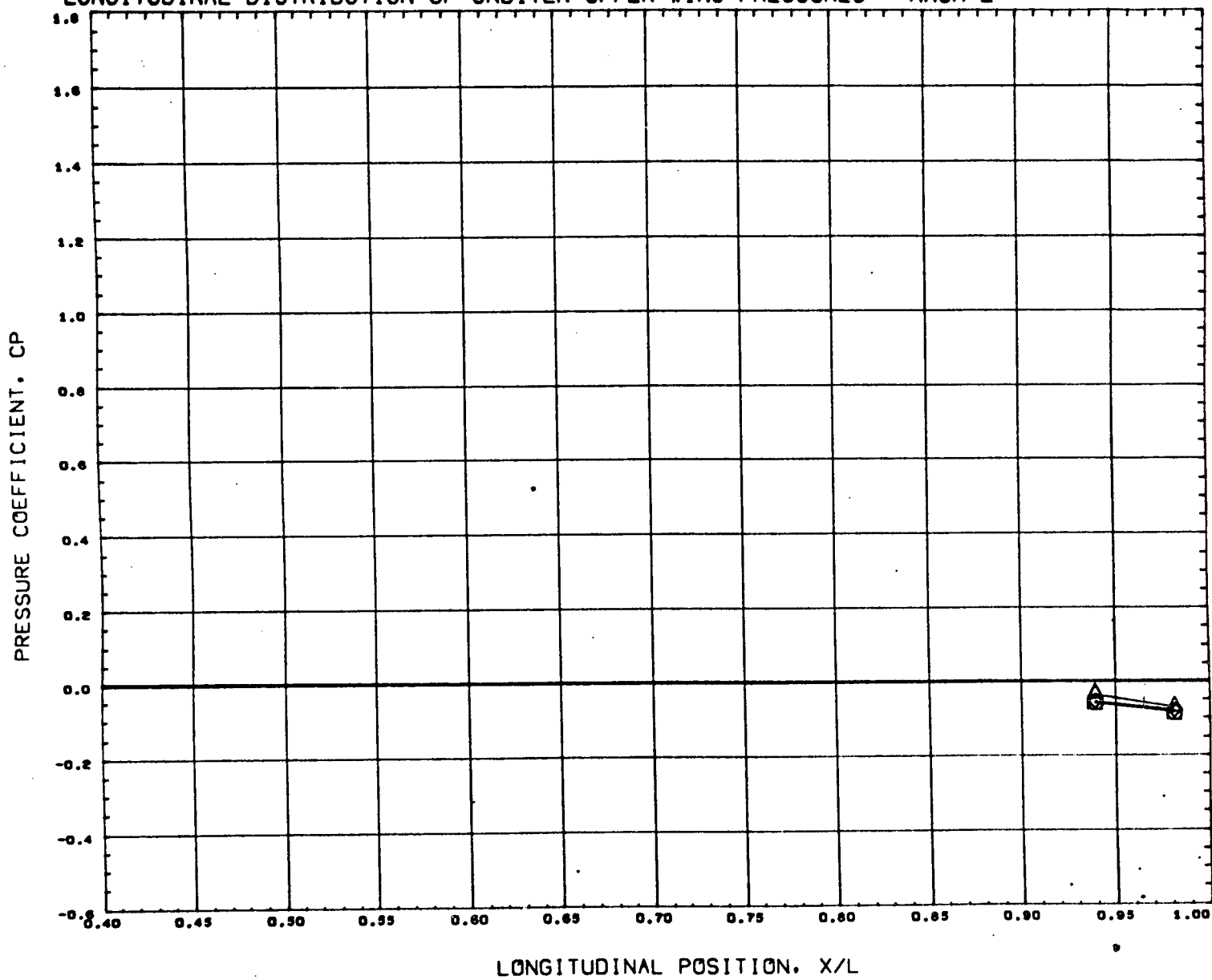
REFERENCE FILE

AEDC VA1163 MDAC ORBITER (UPPER WING)

•GT8222•

PAGE 183

# LONGITUDINAL DISTRIBUTION OF ORBITER UPPER WING PRESSURES - MACH 2

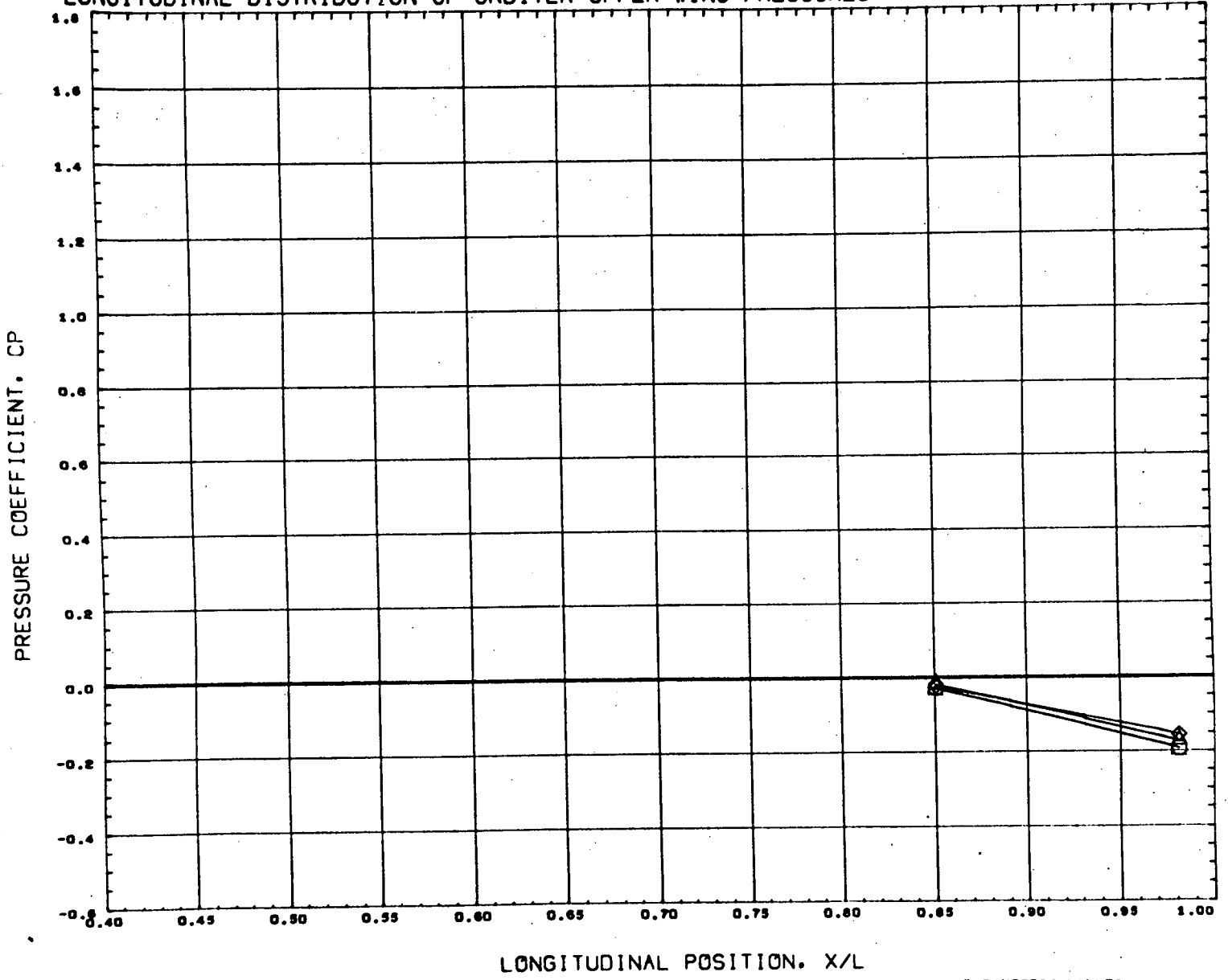


SYMBOL	DELTA X	Y/B	DELTA Z
○	0.143	0.399	0.120
△	0.103		
◇	0.226		

PARAMETRIC VALUES			
ALPHAB	4.970	MACH	2.000
ALPHAI	0.000	ORBPOM	0.000
BSTPOM	0.000		

REFERENCE FILE

# LONGITUDINAL DISTRIBUTION OF ORBITER UPPER WING PRESSURES - MACH 2

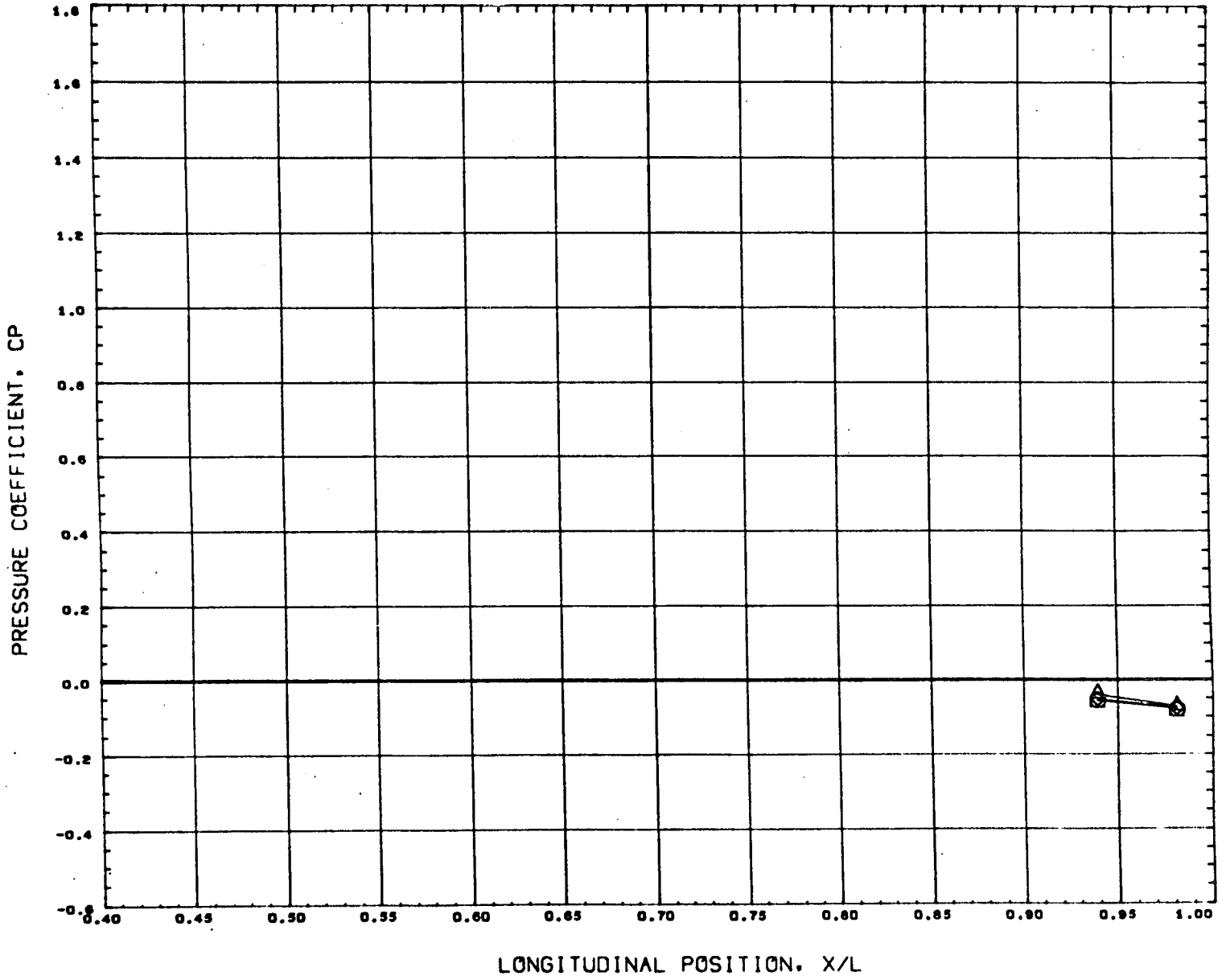


SYMBOL	DELTA X	Y/B	DELTA Z
○	0.144	0.289	0.151
△	0.103		
◇	0.226		

PARAMETRIC VALUES			
ALPHA B	4.970	MACH	2.000
ALPHA I	0.000	ORSPOW	0.000
BSTPOW	0.000		

REFERENCE FILE

# LONGITUDINAL DISTRIBUTION OF ORBITER UPPER WING PRESSURES - MACH 2

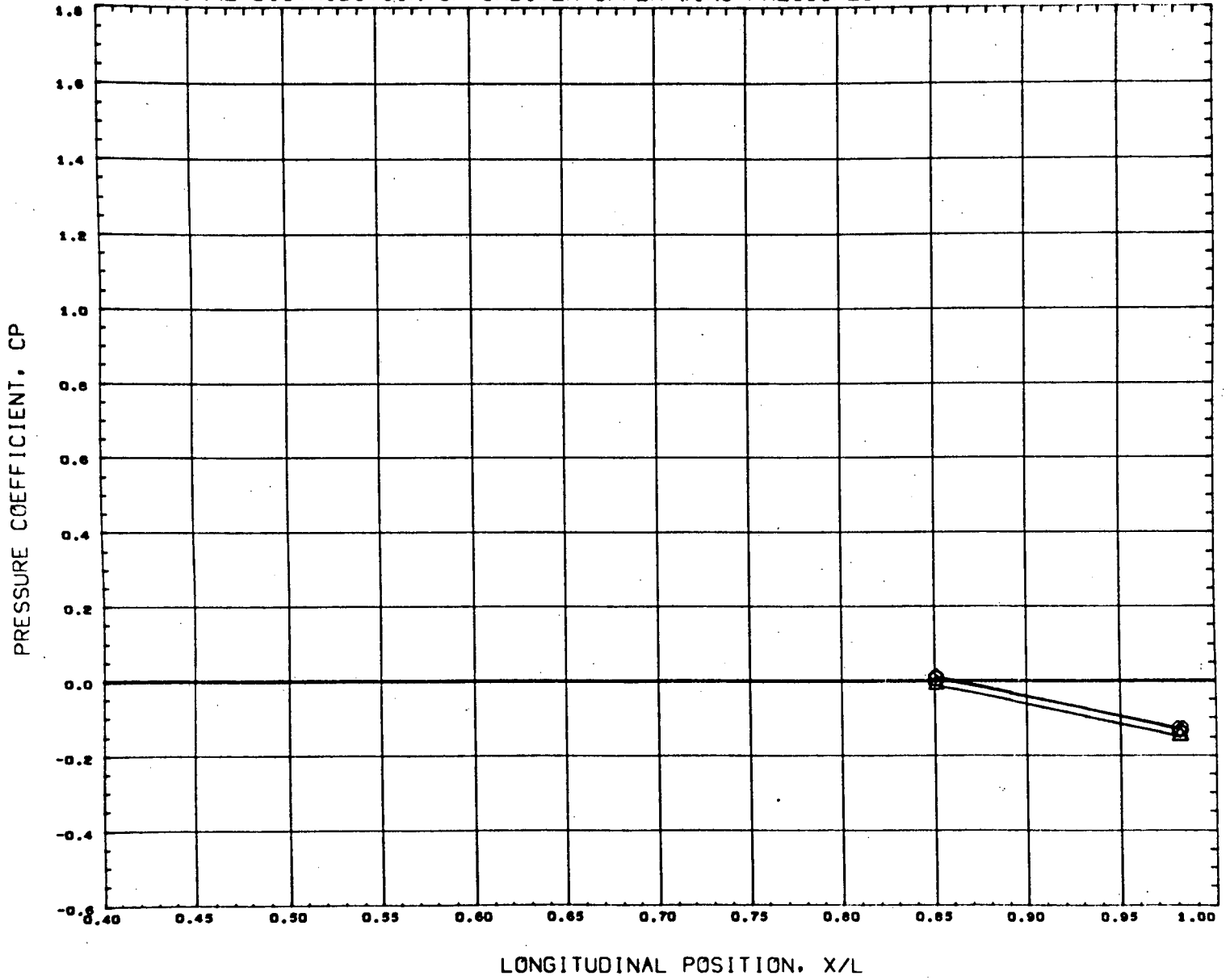


SYMBOL	DELTA X	Y/B	DELTA Z
○	0.144	0.399	0.131
△	0.103		
◇	0.226		

PARAMETRIC VALUES			
ALPHAB	4.970	MACH	2.000
ALPHA1	0.000	ORBPOW	0.000
BSTPOW	0.000		

REFERENCE FILE

# LONGITUDINAL DISTRIBUTION OF ORBITER UPPER WING PRESSURES - MACH 2



SYMBOL	DELTA X	Y/B	DELTA Z
○	0.144	0.269	0.228
△	0.103		
◇	0.226		

PARAMETRIC VALUES			
ALPHAB	4.970	MACH	2.000
ALPHA I	0.000	ORBPOW	0.000
BSTPOW	0.000		

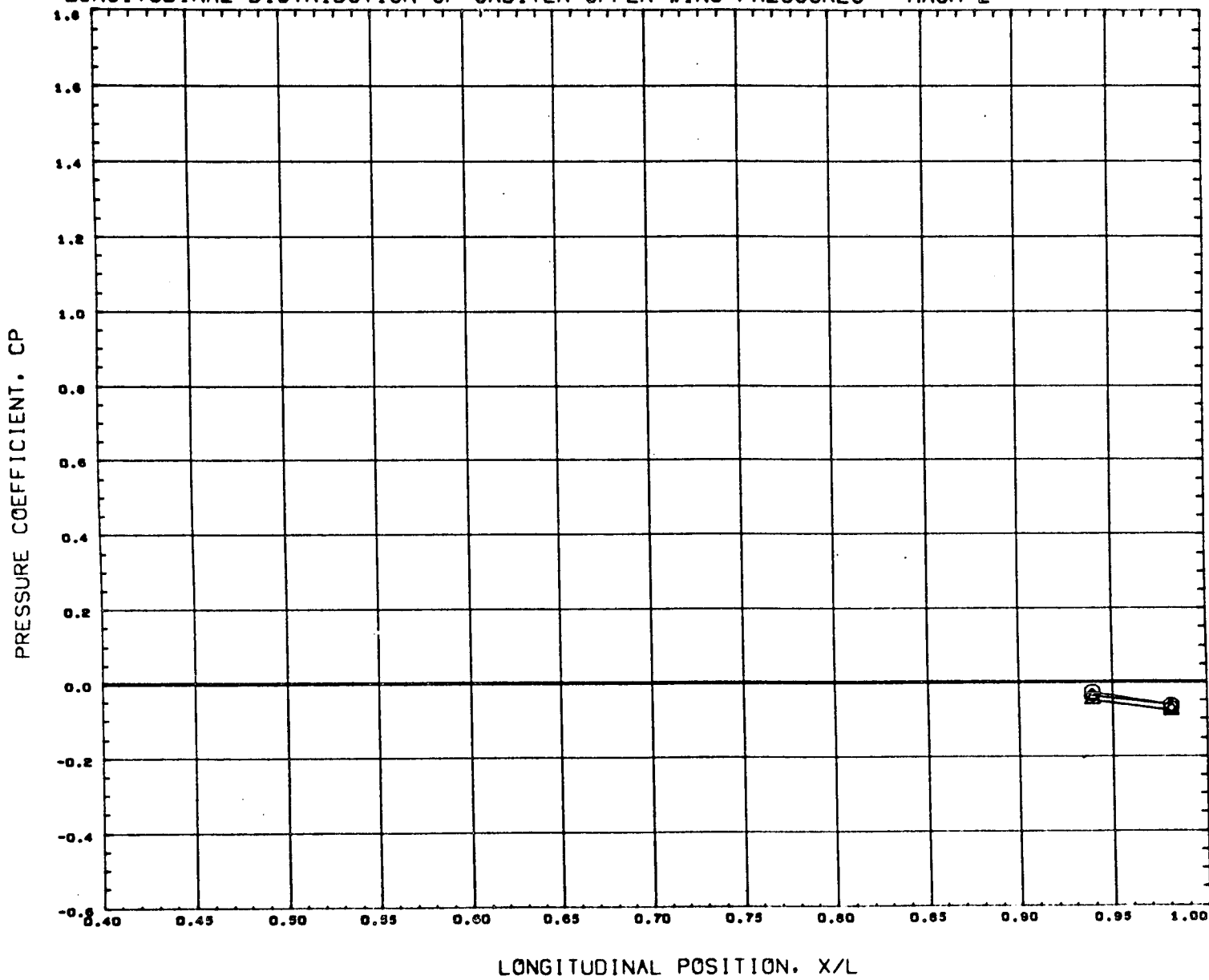
REFERENCE FILE

AEDC VA1163 MDAC ORBITER (UPPER WING)

•GT8222•

PAGE 187

# LONGITUDINAL DISTRIBUTION OF ORBITER UPPER WING PRESSURES - MACH 2



SYMBOL	DELTA X	Y/B	DELTA Z
○	0.144	0.399	0.228
△	0.103		
◇	0.226		

PARAMETRIC VALUES			
ALPHAB	4.970	MACH	2.000
ALPHA1	0.000	ORBPOW	0.000
OSTPOW	0.000		

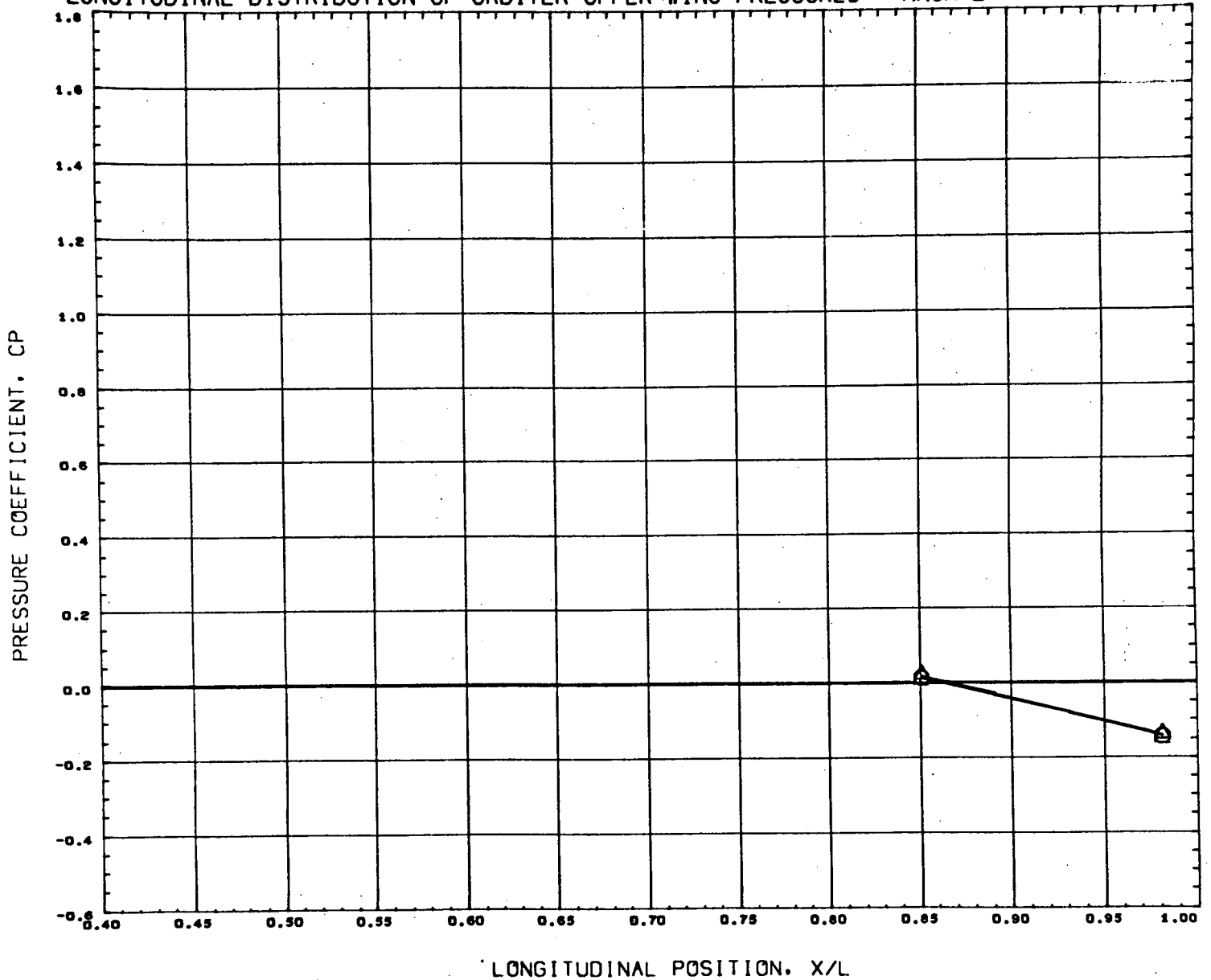
REFERENCE FILE

AEDC VA1163 MDAC ORBITER (UPPER WING)

•GT8222•

PAGE 188

# LONGITUDINAL DISTRIBUTION OF ORBITER UPPER WING PRESSURES - MACH 2



SYMBOL	DELTA X	Y/B	DELTA Z
○	0.391	0.289	0.908
△	0.520		

PARAMETRIC VALUES			
ALPHA B	4.970	MACH	2.000
ALPHA I	0.000	ORBPOW	0.000
BSTPOW	0.000		

REFERENCE FILE

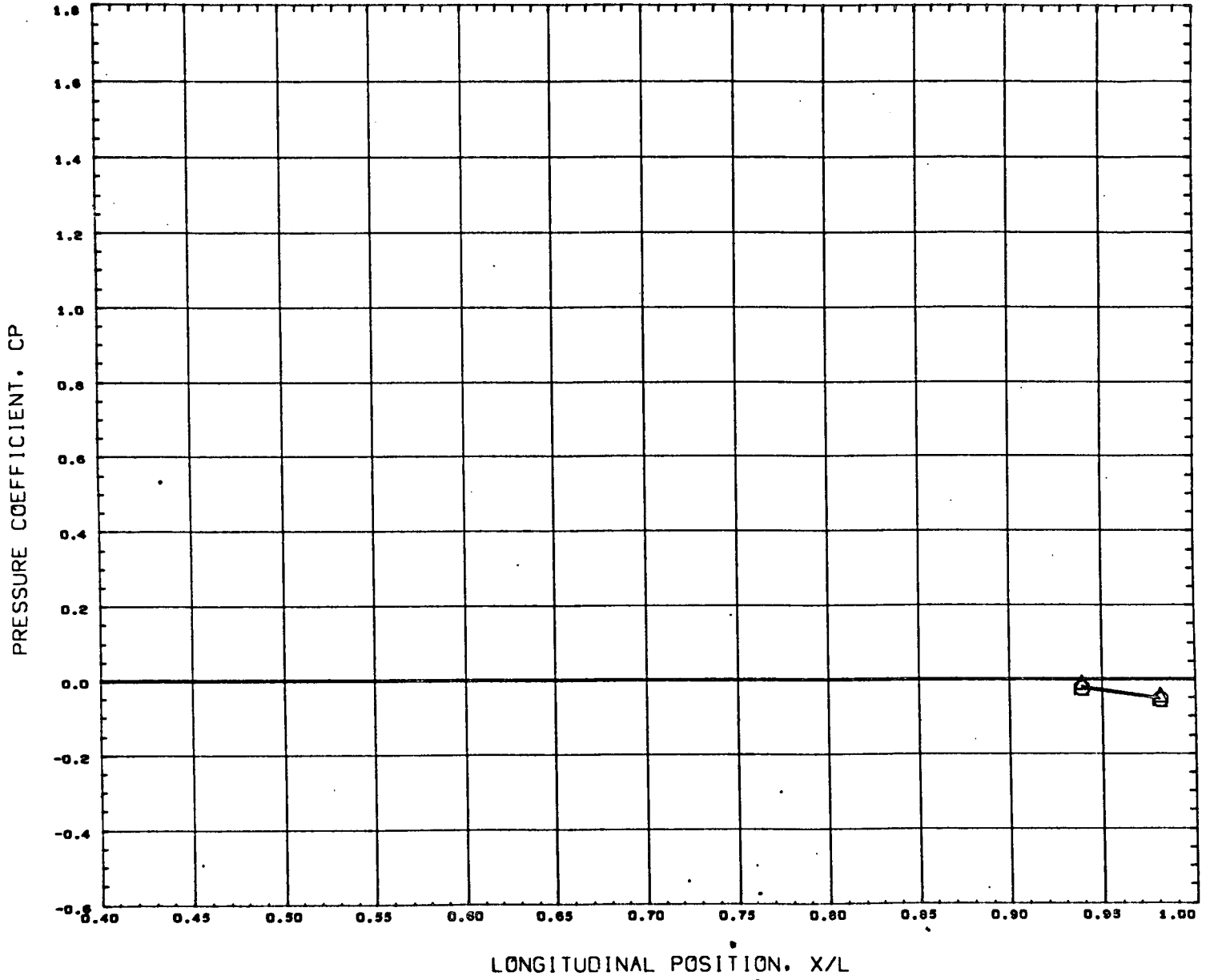
AEDC VA1163 MDAC ORBITER (UPPER WING)

•GT8222•

PAGE 189



# LONGITUDINAL DISTRIBUTION OF ORBITER UPPER WING PRESSURES - MACH 2



SYMBOL	DELTA X	Y/B	DELTA Z
○	0.391	0.399	0.908
△	0.320		

PARAMETRIC VALUES		
ALPHAB	4.970	MACH 2.000
ALPHAT	0.000	ORBPOW 0.000
BSTPCW	0.000	

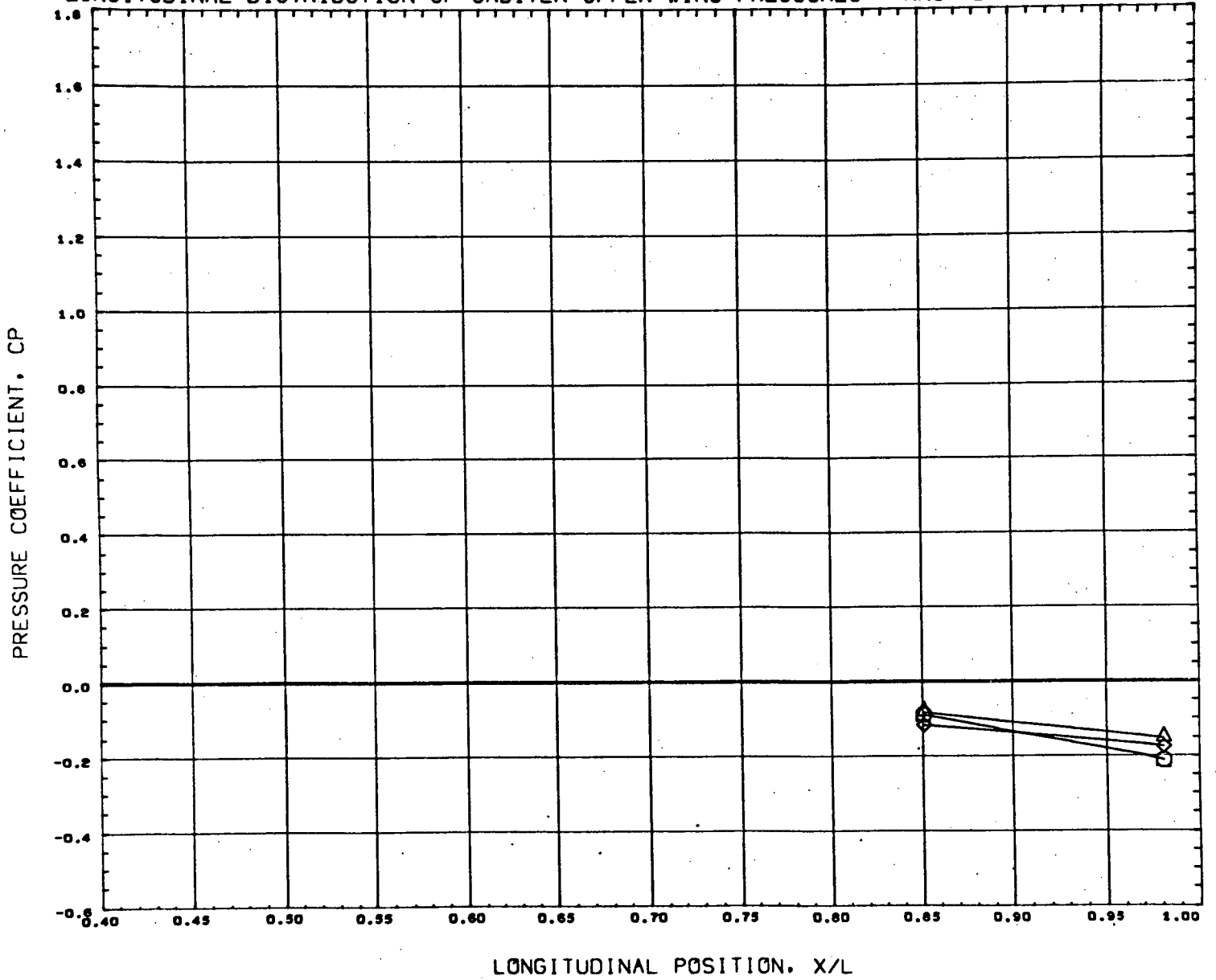
REFERENCE FILE

AEDC VA1163 MDAC ORBITER (UPPER WING)

•GT8222•

PAGE 190

# LONGITUDINAL DISTRIBUTION OF ORBITER UPPER WING PRESSURES - MACH 2



SYMBOL	DELTA X	Y/B	DELTA Z
○	0.143	0.289	0.120
△	0.103		
◇	0.226		

PARAMETRIC VALUES			
ALPHAB	0.002	MACH	2.000
ALPHAI	0.000	ORBPOW	0.000
BSTPOW	0.000		

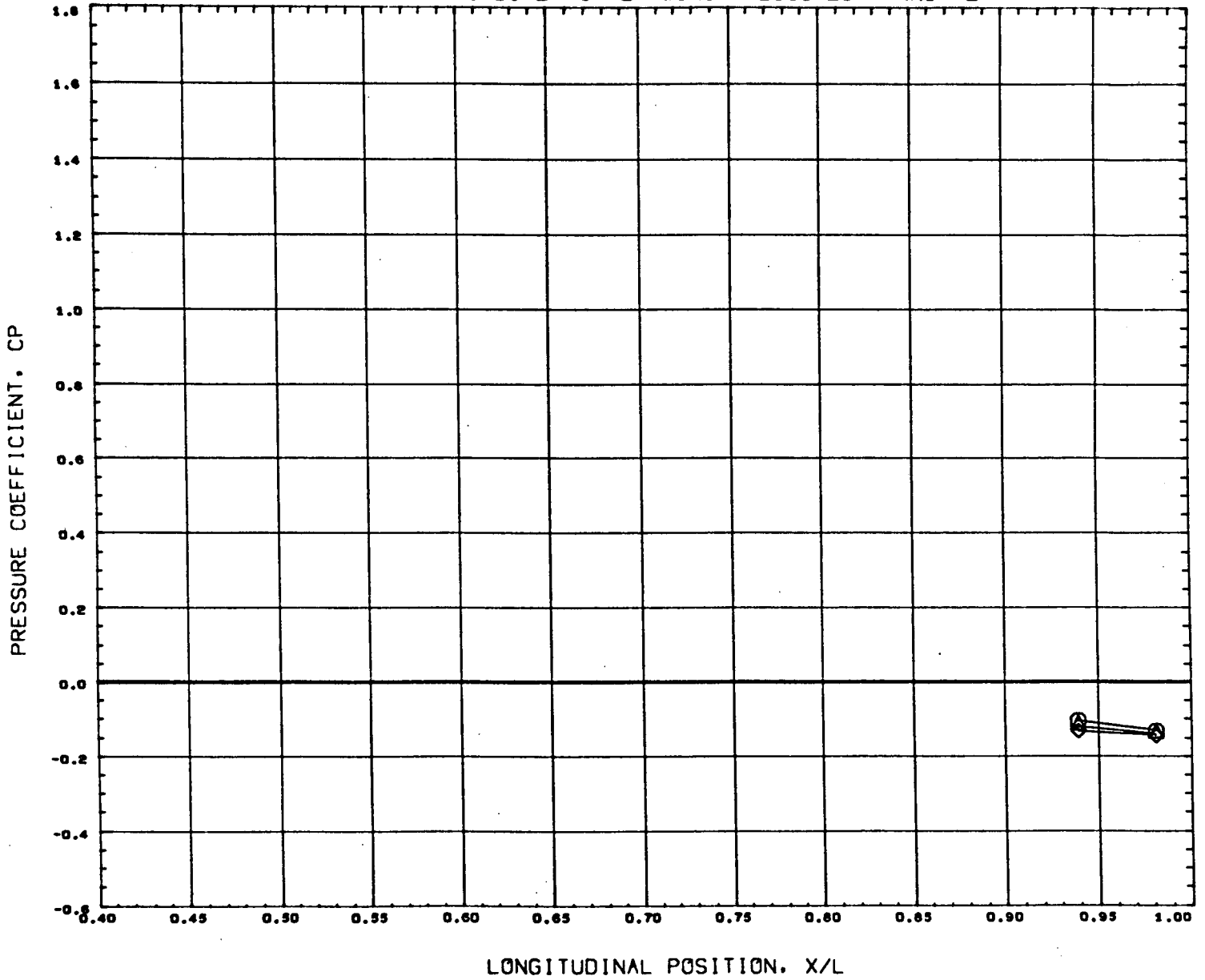
REFERENCE FILE

AEDC VA1163 MDAC ORBITER (UPPER WING)

•GT8223•

PAGE 191

# LONGITUDINAL DISTRIBUTION OF ORBITER UPPER WING PRESSURES - MACH 2

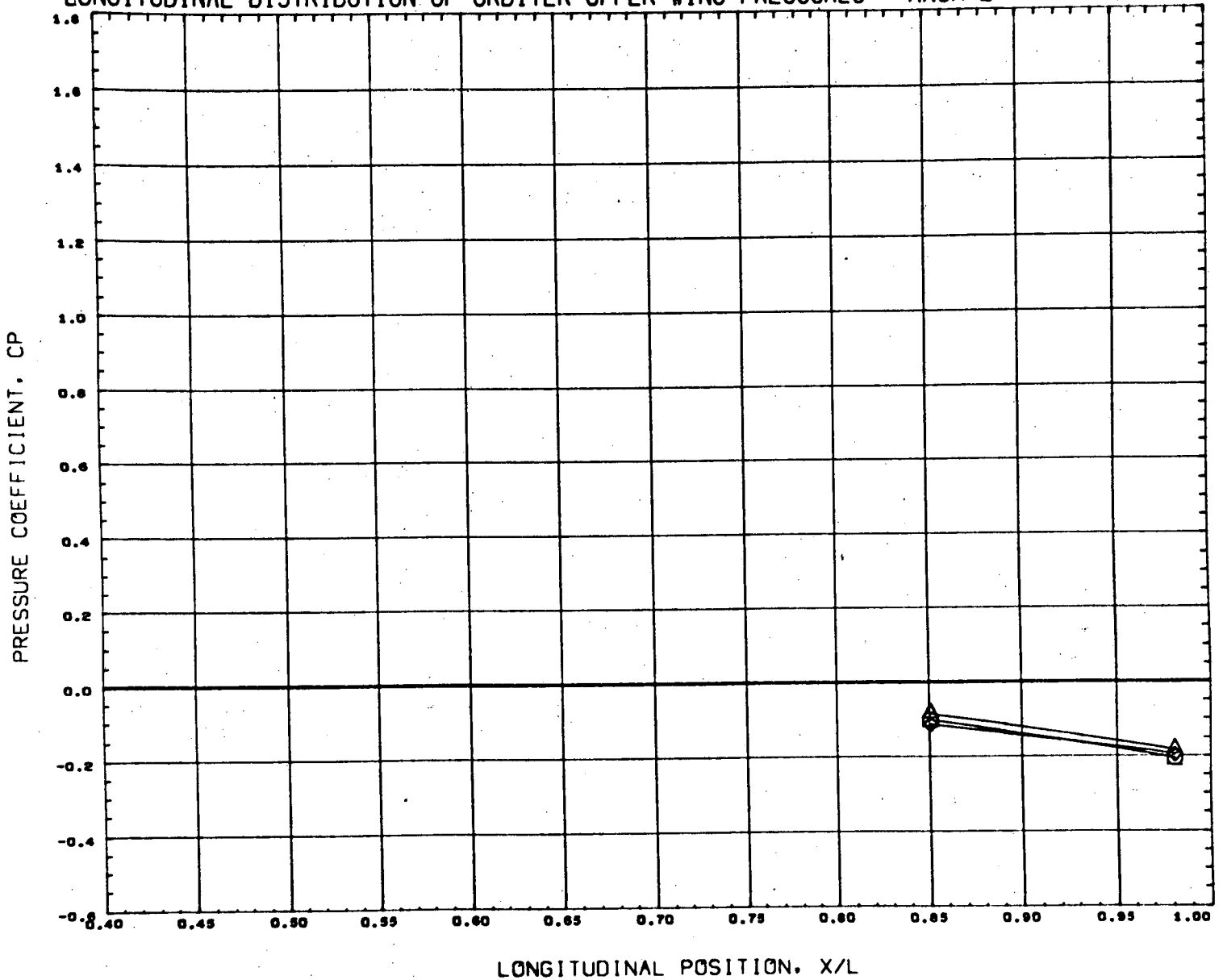


SYMBOL	DELTA X	Y/B	DELTA Z
○	0.143	0.399	0.120
△	0.105		
◇	0.226		

PARAMETRIC VALUES			
ALPHAB	0.002	MACH	2.000
ALPHAT	0.000	ORSPOW	0.000
BSTPOW	0.000		

REFERENCE FILE

# LONGITUDINAL DISTRIBUTION OF ORBITER UPPER WING PRESSURES - MACH 2



SYMBOL	DELTA X	Y/B	DELTA Z
○	0.144	0.289	0.151
△	0.103		
◇	0.226		

PARAMETRIC VALUES			
ALPHAB	0.002	MACH	2.000
ALPHA I	0.000	ORBPOW	0.000
BSTPOW	0.000		

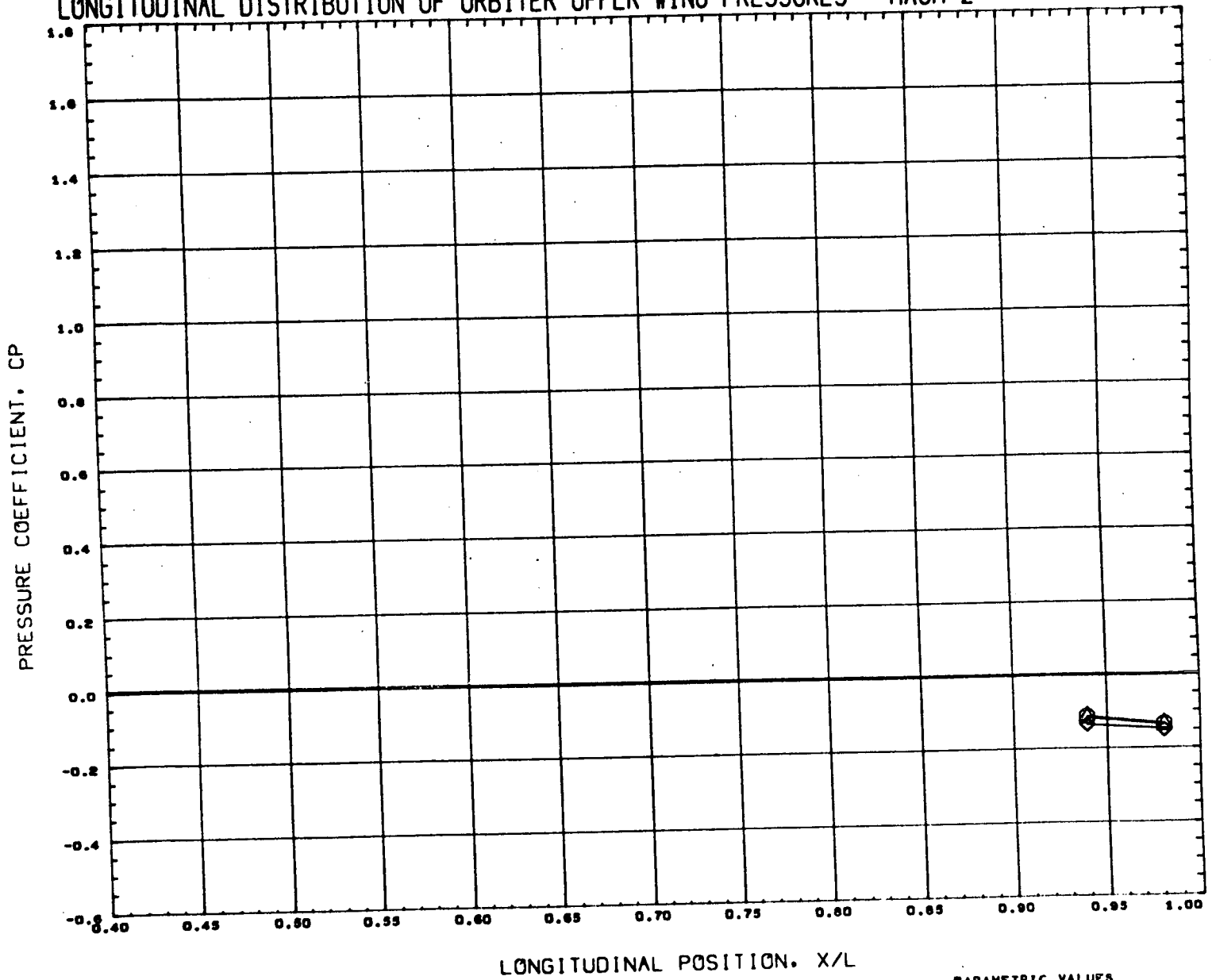
REFERENCE FILE

AEDC VA1163 MDAC ORBITER (UPPER WING)

•GT8223•

PAGE 193

# LONGITUDINAL DISTRIBUTION OF ORBITER UPPER WING PRESSURES - MACH 2



SYMBOL	DELTA X	Y/B	DELTA Z
○	0.144	0.399	0.151
△	0.103		
◇	0.226		

PARAMETRIC VALUES			
ALPHAB	0.002	MACH	2.000
ALPHA1	0.000	ORBPOW	0.000
BSTPOW	0.000		

REFERENCE FILE

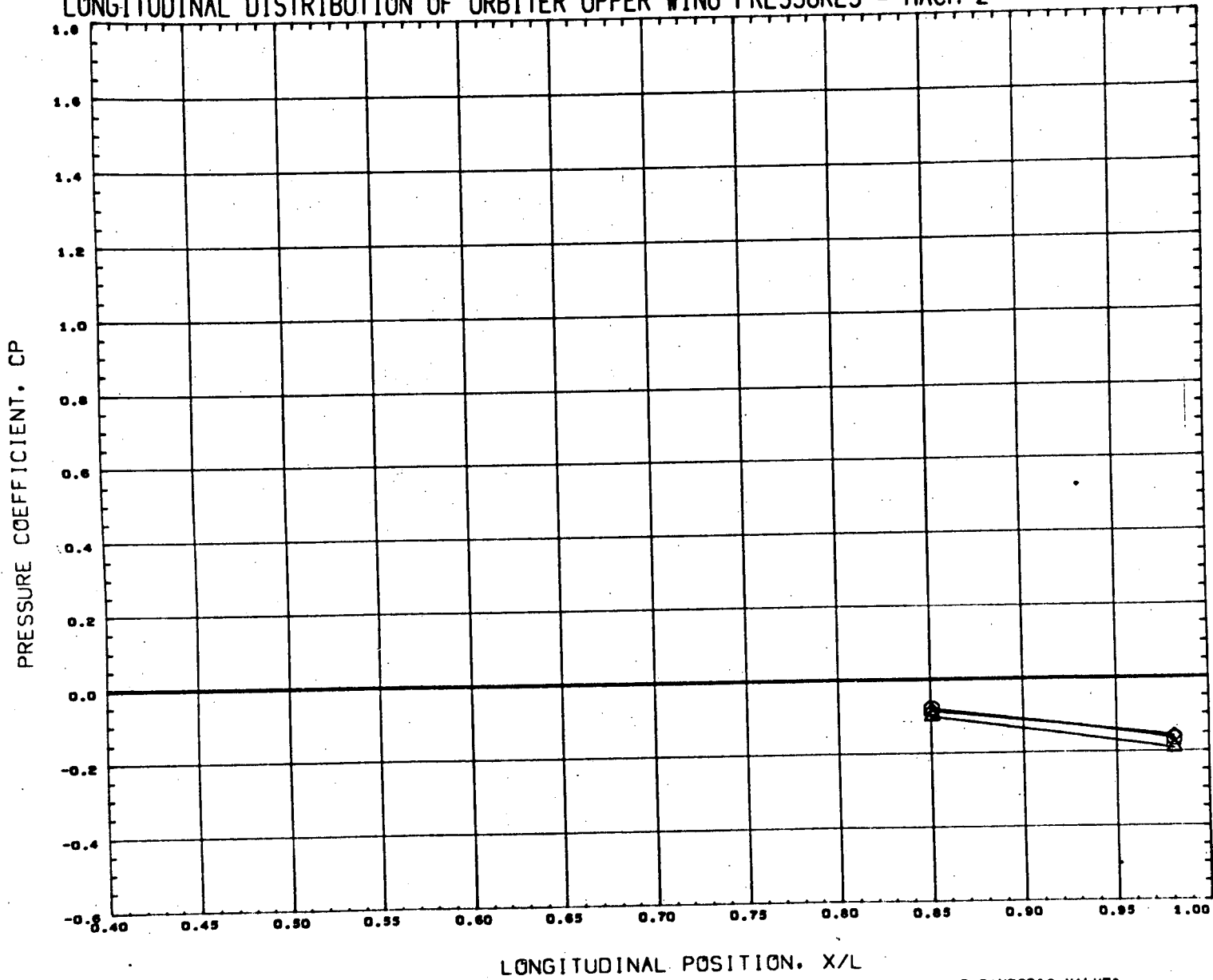
AEDC VA1163 MDAC ORBITER (UPPER WING)

•GT8223•

PAGE 194

5/11

# LONGITUDINAL DISTRIBUTION OF ORBITER UPPER WING PRESSURES - MACH 2



SYMBOL	DELTA X	Y/B	DELTA Z
○	0.144	0.269	0.228
△	0.103		
◇	0.226		

PARAMETRIC VALUES			
ALPHAB	0.002	MACH	2.000
ALPHA1	0.000	ORBPOW	0.000
BSTPOW	0.000		

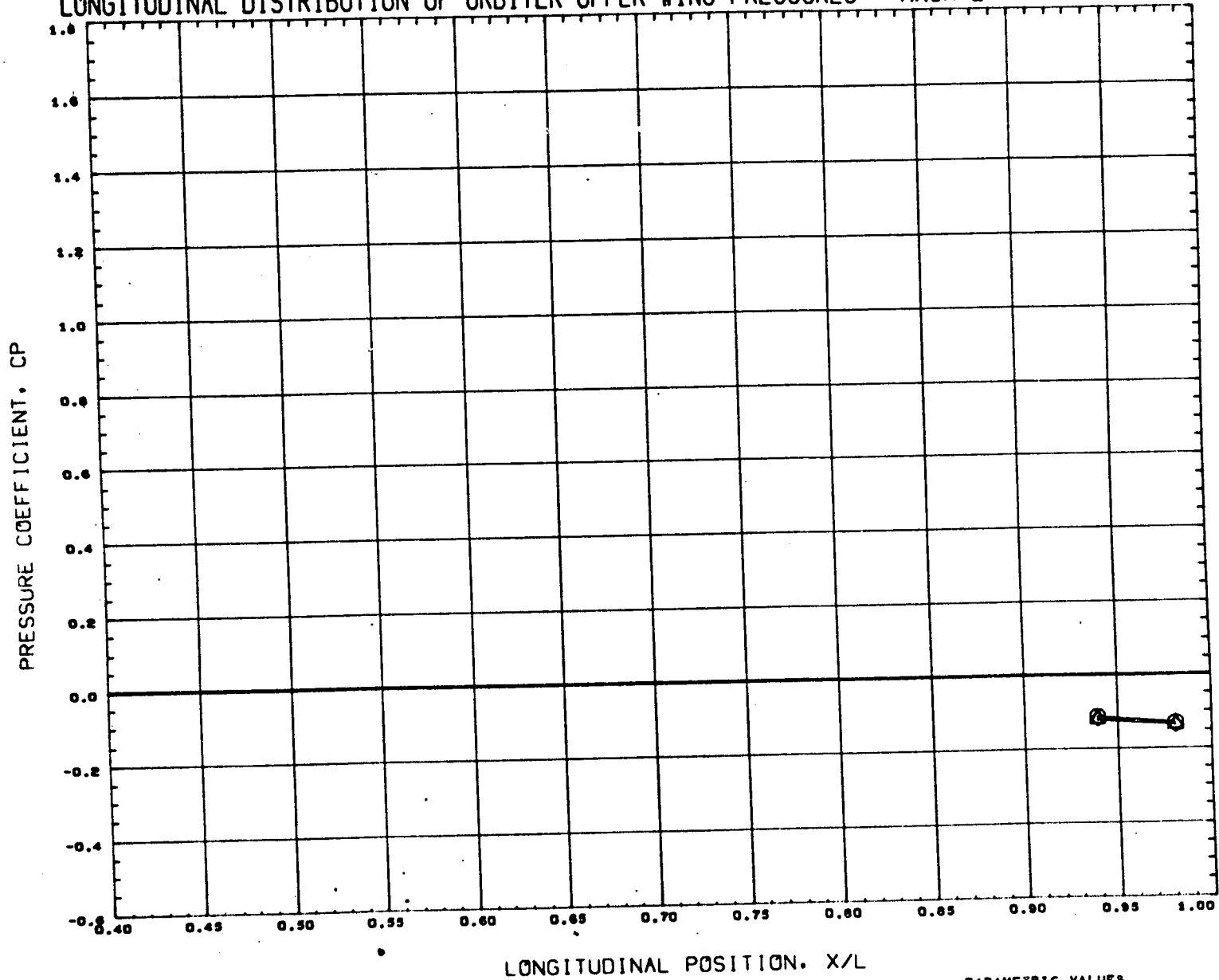
REFERENCE FILE

AEDC VA1163 MDAC ORBITER (UPPER WING)

•GT8223•

PAGE 195

# LONGITUDINAL DISTRIBUTION OF ORBITER UPPER WING PRESSURES - MACH 2



SYMBOL	DELTA X	Y/B	DELTA Z
○	0.144	0.399	0.226
△	0.103		
◇	0.226		

PARAMETRIC VALUES			
ALPHAS	0.002	MACH	2.000
ALPHAI	0.000	ORSPOW	0.000
BSTPOW	0.000		

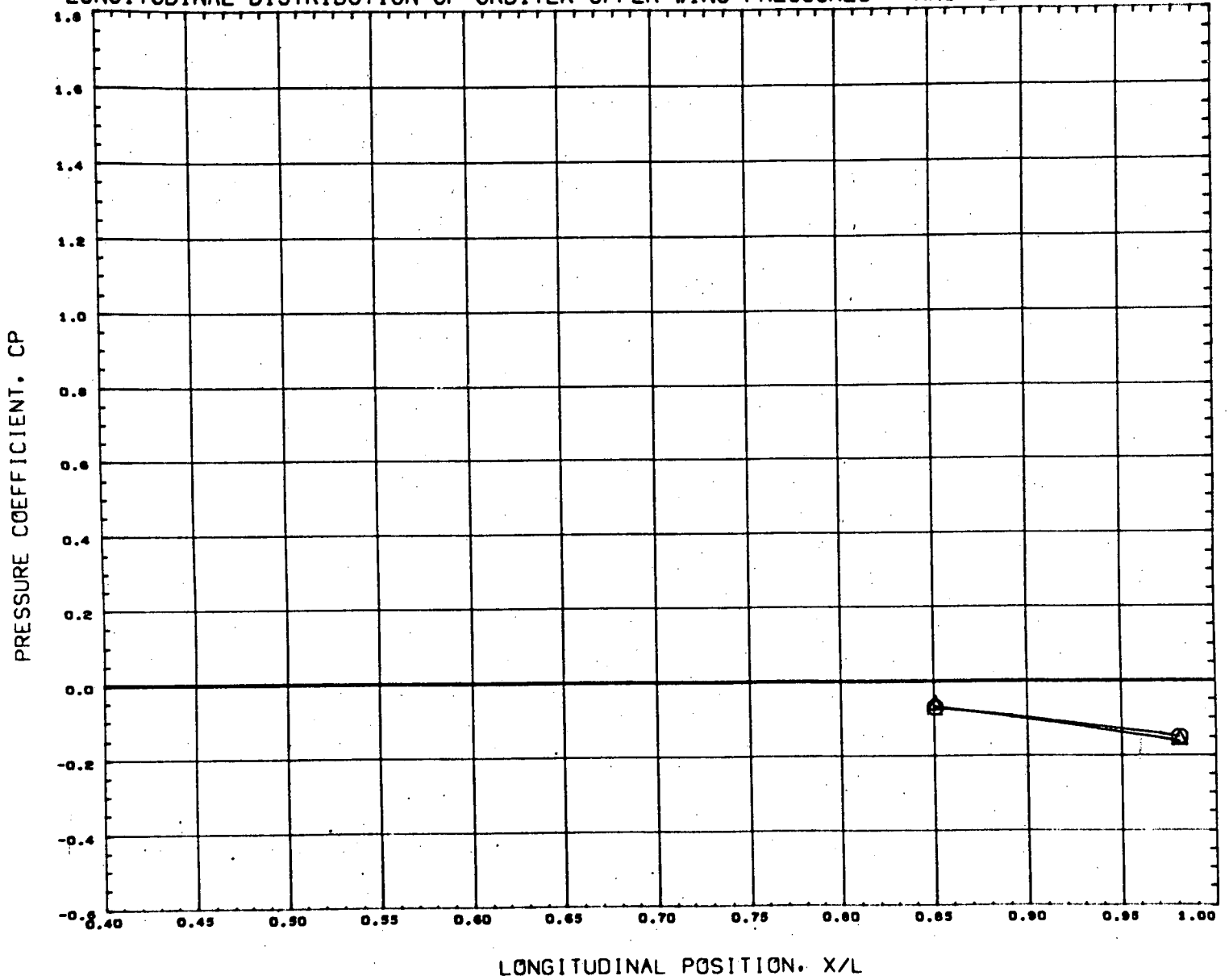
REFERENCE FILE

AEDC VA1163 MDAC ORBITER (UPPER WING)

•GT8223•

PAGE 196

# LONGITUDINAL DISTRIBUTION OF ORBITER UPPER WING PRESSURES - MACH 2



SYMBOL	DELTA X	Y/B	DELTA Z
○	0.391	0.289	0.908
△	0.520		

PARAMETRIC VALUES			
ALPHA B	0.002	MACH	2.000
ALPHA I	0.000	ORBPOW	0.000
BSTPOW	0.000		

REFERENCE FILE

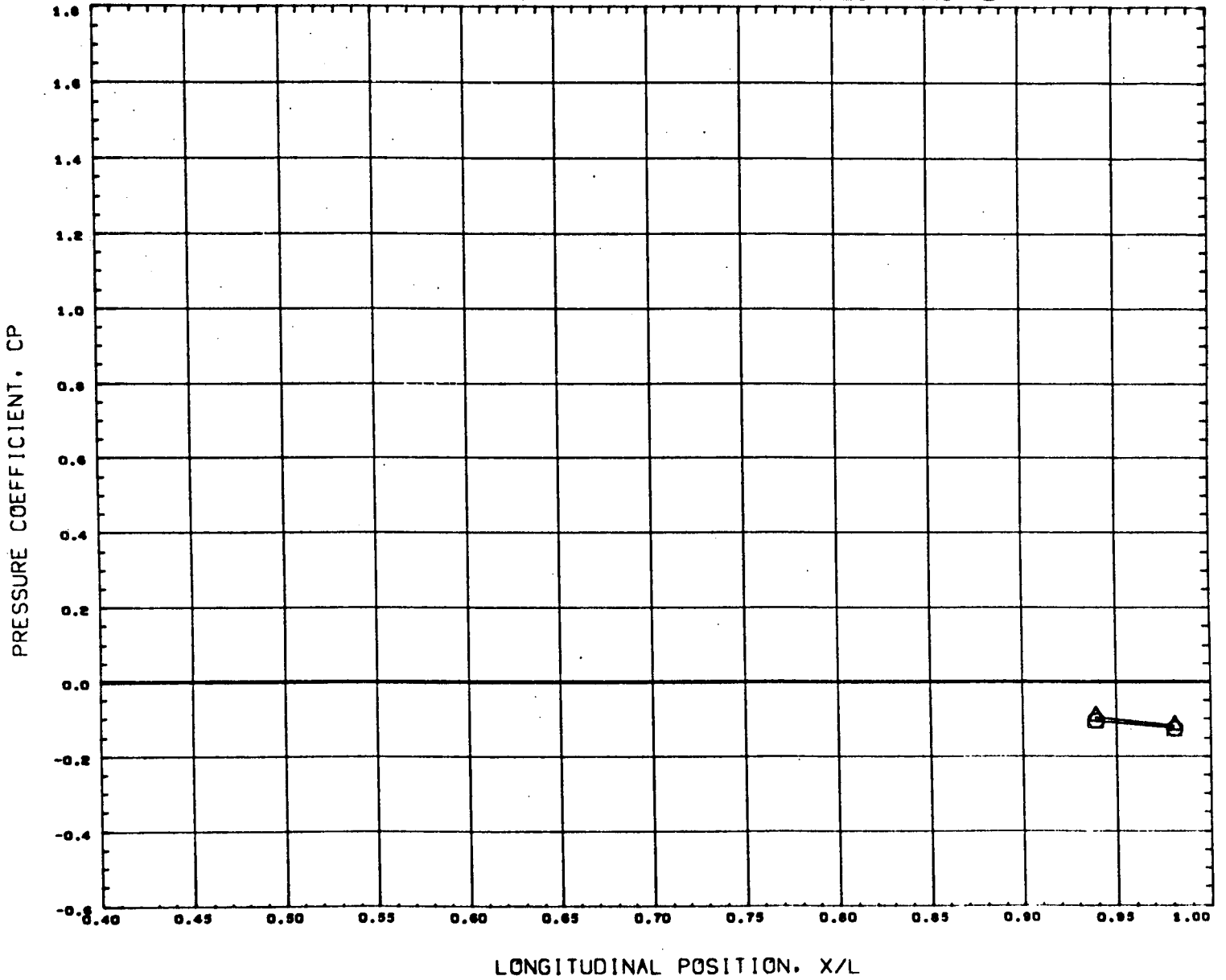
AEDC VA1163 MDAC ORBITER (UPPER WING)

•GT8223•

PAGE 197



# LONGITUDINAL DISTRIBUTION OF ORBITER UPPER WING PRESSURES - MACH 2

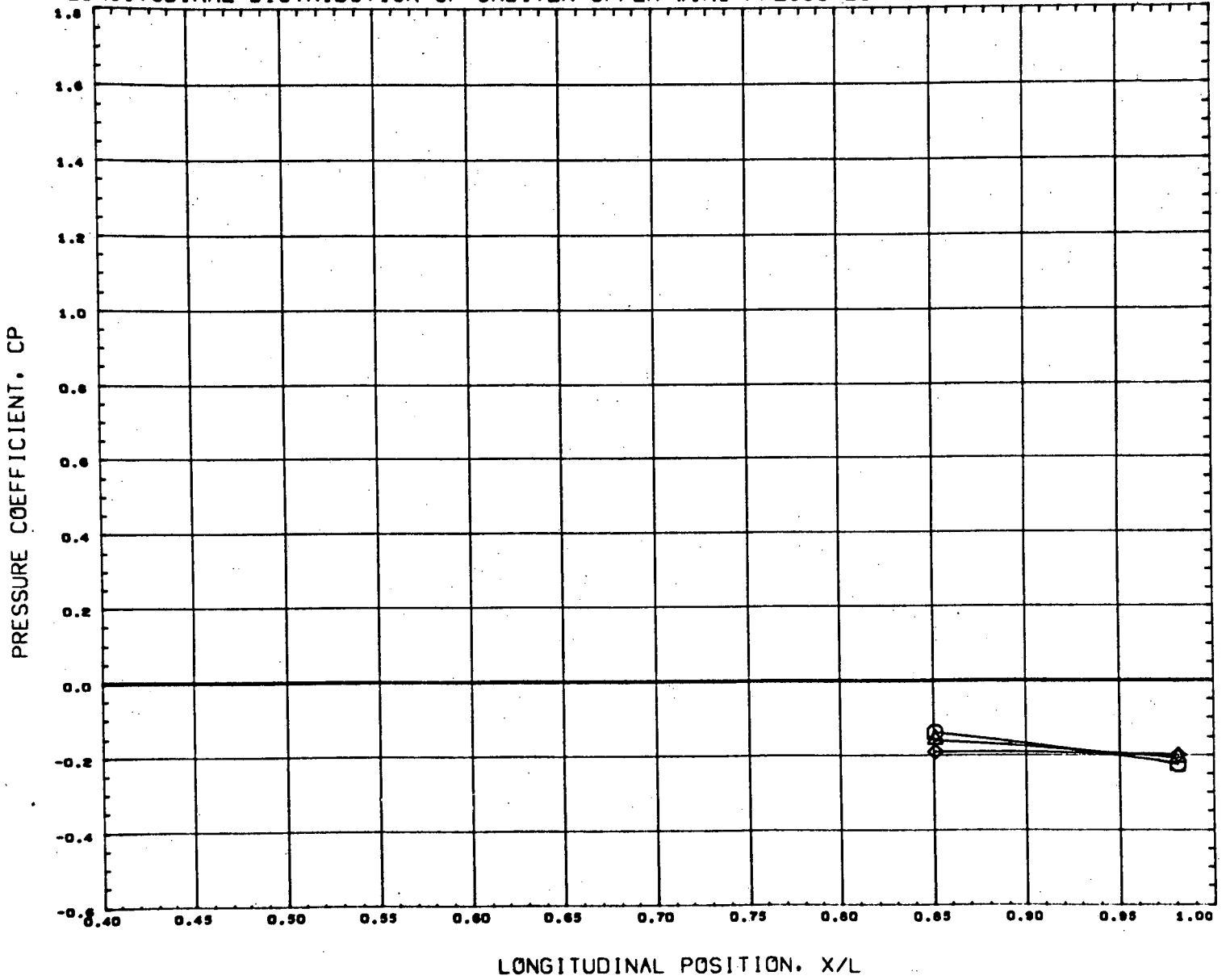


SYMBOL	DELTA X	Y/B	DELTA Z
○	0.391	0.399	0.906
△	0.520		

PARAMETRIC VALUES			
ALPHA B	- 0.002	MACH	2.000
ALPHA I	0.000	ORBPOW	0.666
BSTPOW	0.000		

REFERENCE FILE

# LONGITUDINAL DISTRIBUTION OF ORBITER UPPER WING PRESSURES - MACH 2

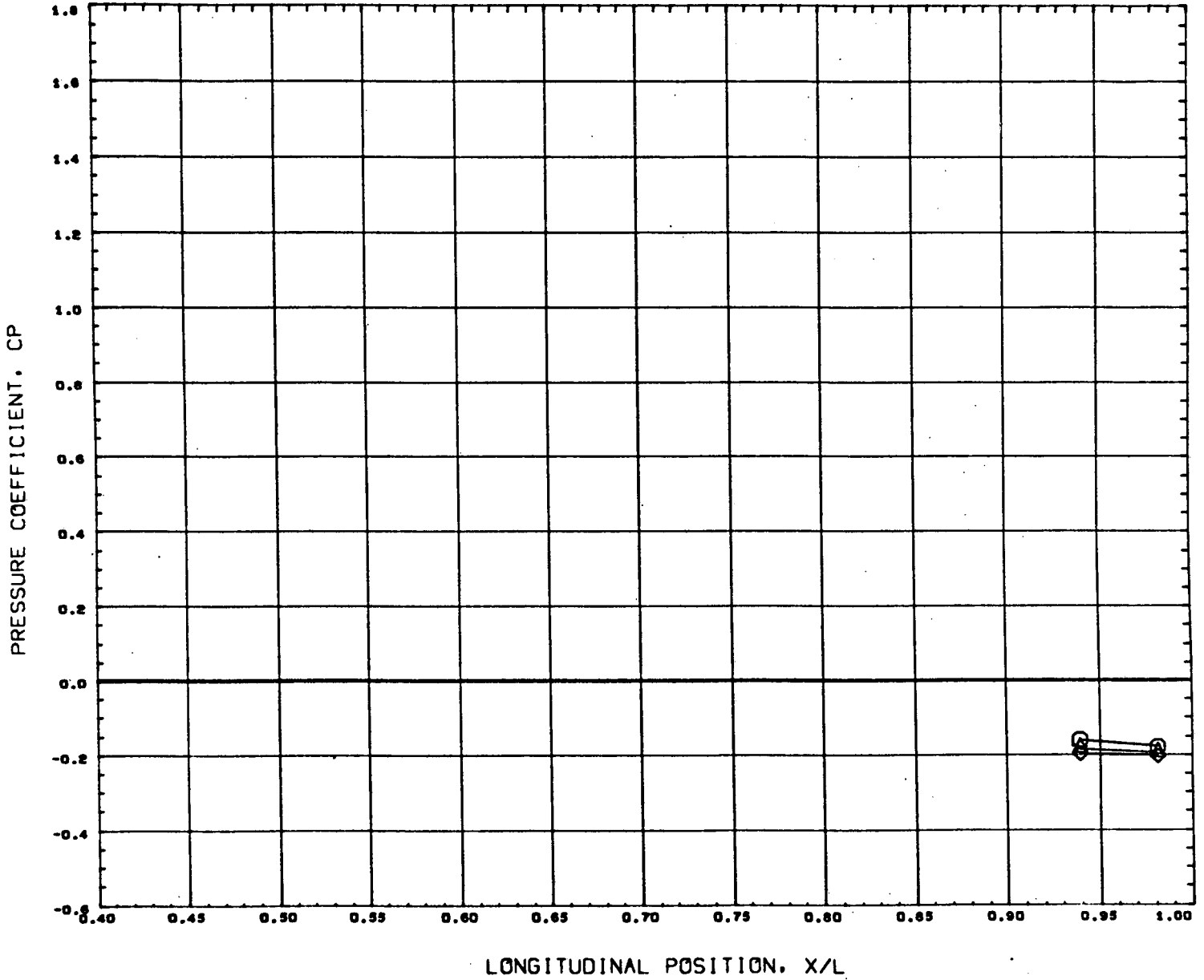


SYMBOL	DELTA X	Y/B	DELTA Z
○	0.143	0.269	0.120
◇	0.103		0.226

PARAMETRIC VALUES			
ALPHAB	9.009	MACH	2.000
ALPHAI	0.000	ORSPOW	0.000
BSTPOW	0.000		

REFERENCE FILE

# LONGITUDINAL DISTRIBUTION OF ORBITER UPPER WING PRESSURES - MACH 2

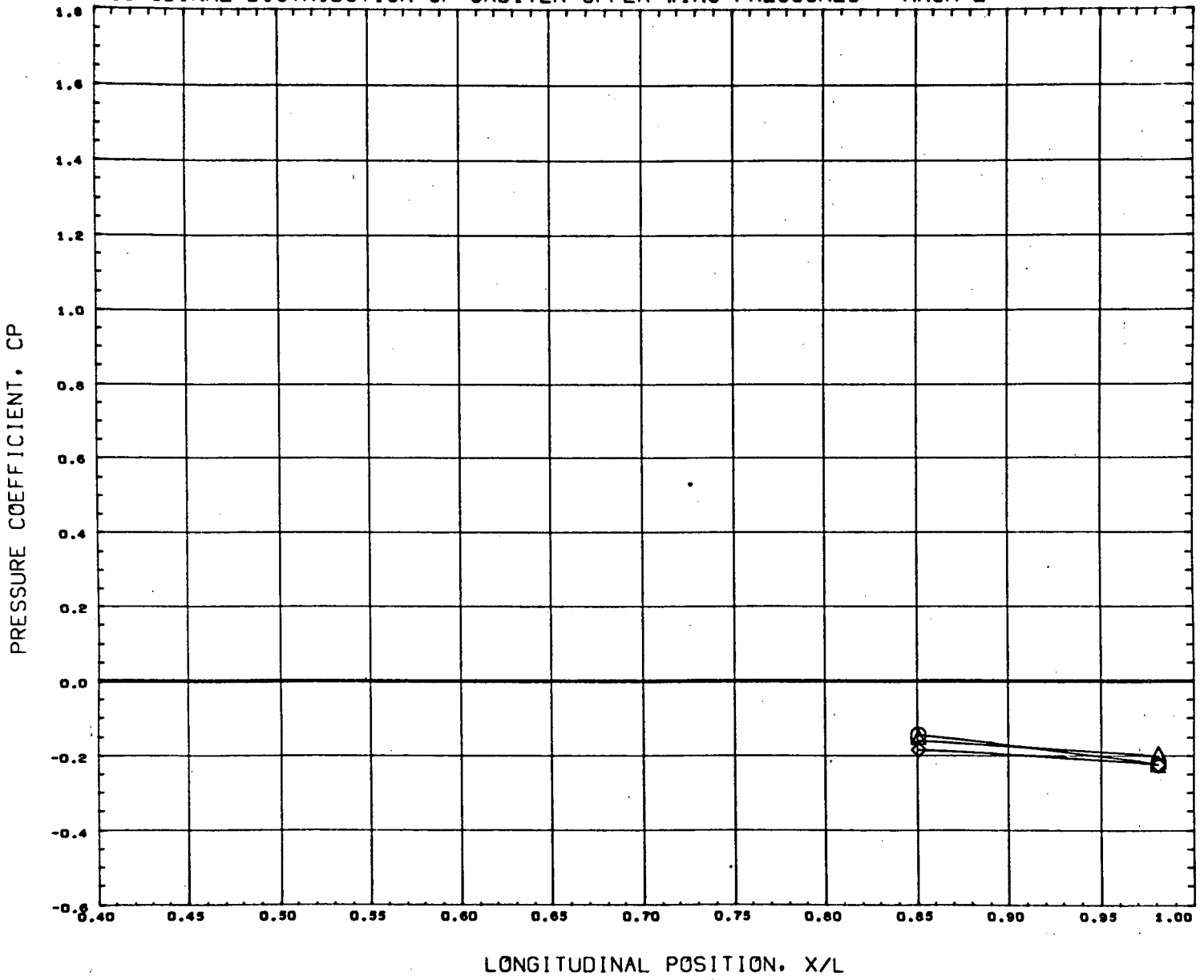


SYMBOL	DELTA X	Y/B	DELTA Z
○	0.143	0.399	0.120
△	0.103		
◇	0.226		

PARAMETRIC VALUES			
ALPHAB	5.009	MACH	2.000
ALPHA I	0.000	ORBPOW	0.000
BSTPOW	0.000		

REFERENCE FILE

# LONGITUDINAL DISTRIBUTION OF ORBITER UPPER WING PRESSURES - MACH 2

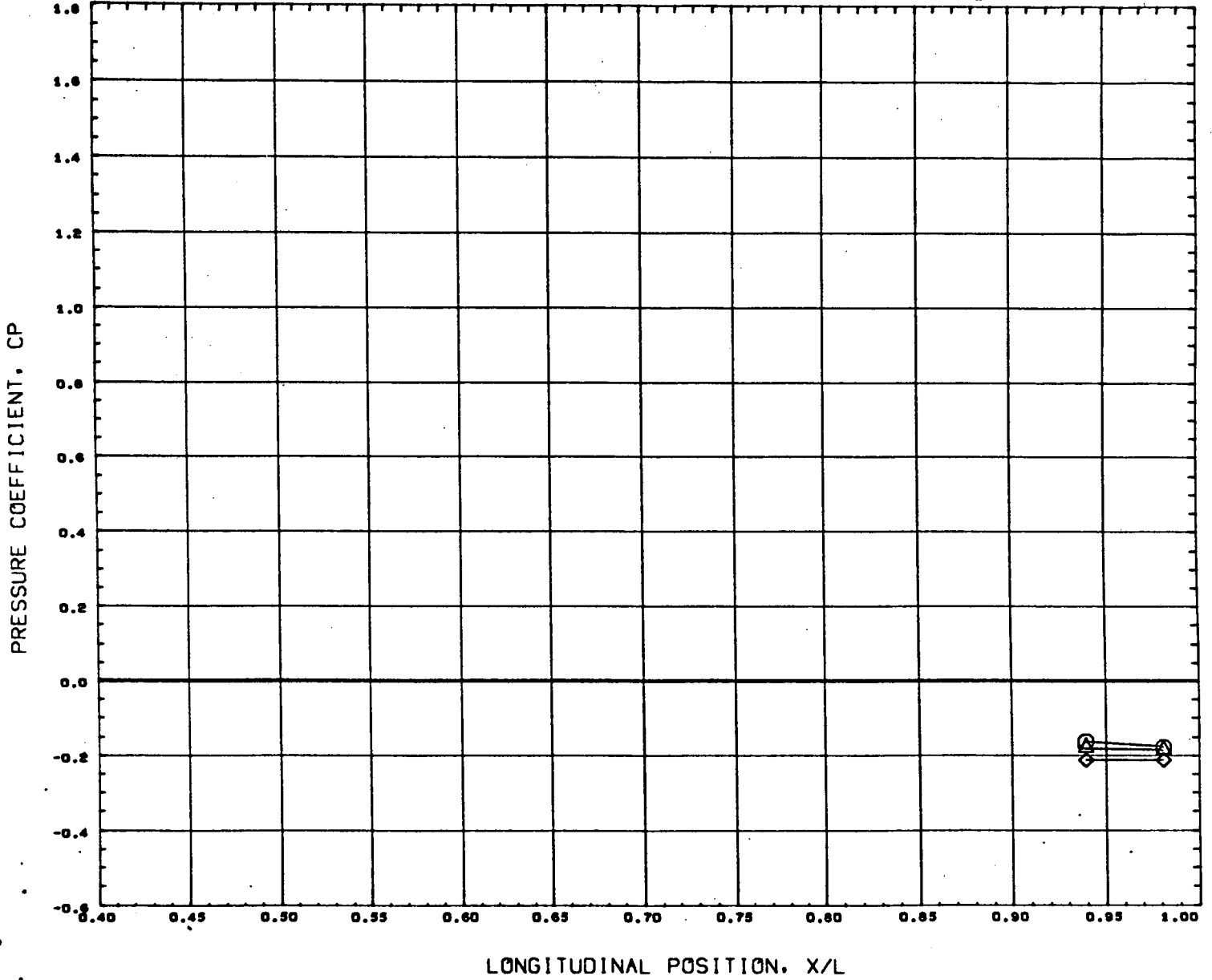


SYMBOL	DELTA X	Y/B	DELTA Z
○	0.144	0.269	0.151
△	0.103		
◇	0.226		

PARAMETRIC VALUES			
ALPHAB	5.009	MACH	2.000
ALPHA1	0.000	ORBPOW	0.000
BSTPOW	0.000		

REFERENCE FILE

# LONGITUDINAL DISTRIBUTION OF ORBITER UPPER WING PRESSURES - MACH 2

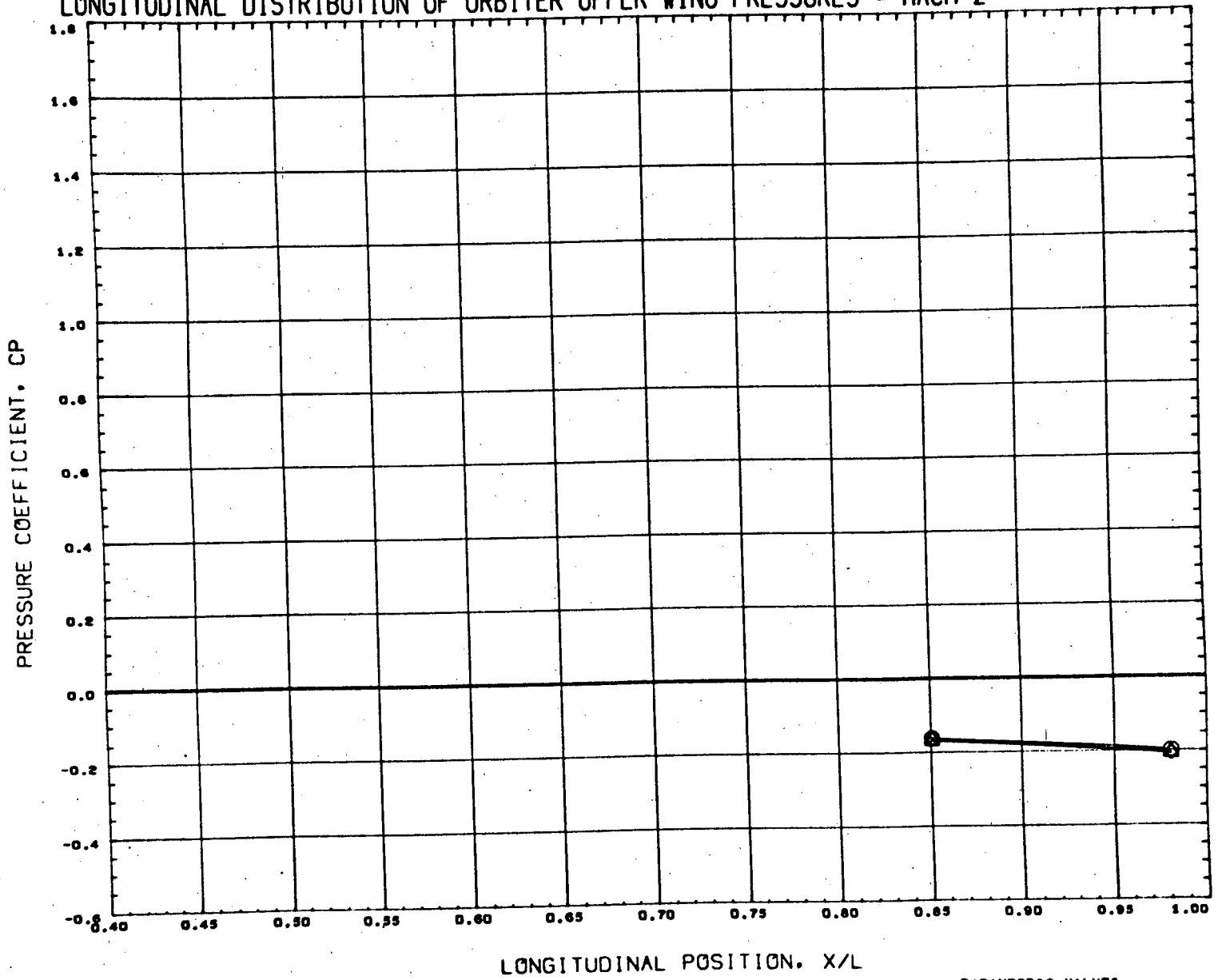


SYMBOL	DELTA X	Y/B	DELTA Z
○	0.144	0.399	0.151
△	0.103		
◇	0.226		

PARAMETRIC VALUES			
ALPHAB	5.009	MACH	2.000
ALPHAI	0.000	ORBPOW	0.000
BSTPOW	0.000		

REFERENCE FILE

# LONGITUDINAL DISTRIBUTION OF ORBITER UPPER WING PRESSURES - MACH 2



SYMBOL	DELTA X	Y/B	DELTA Z
○	0.144	0.289	0.226
△	0.103		
◇	0.226		

PARAMETRIC VALUES			
ALPHAB	5.009	MACH	2.000
ALPHA1	0.000	ORBPOW	0.000
BSTPOW	0.000		

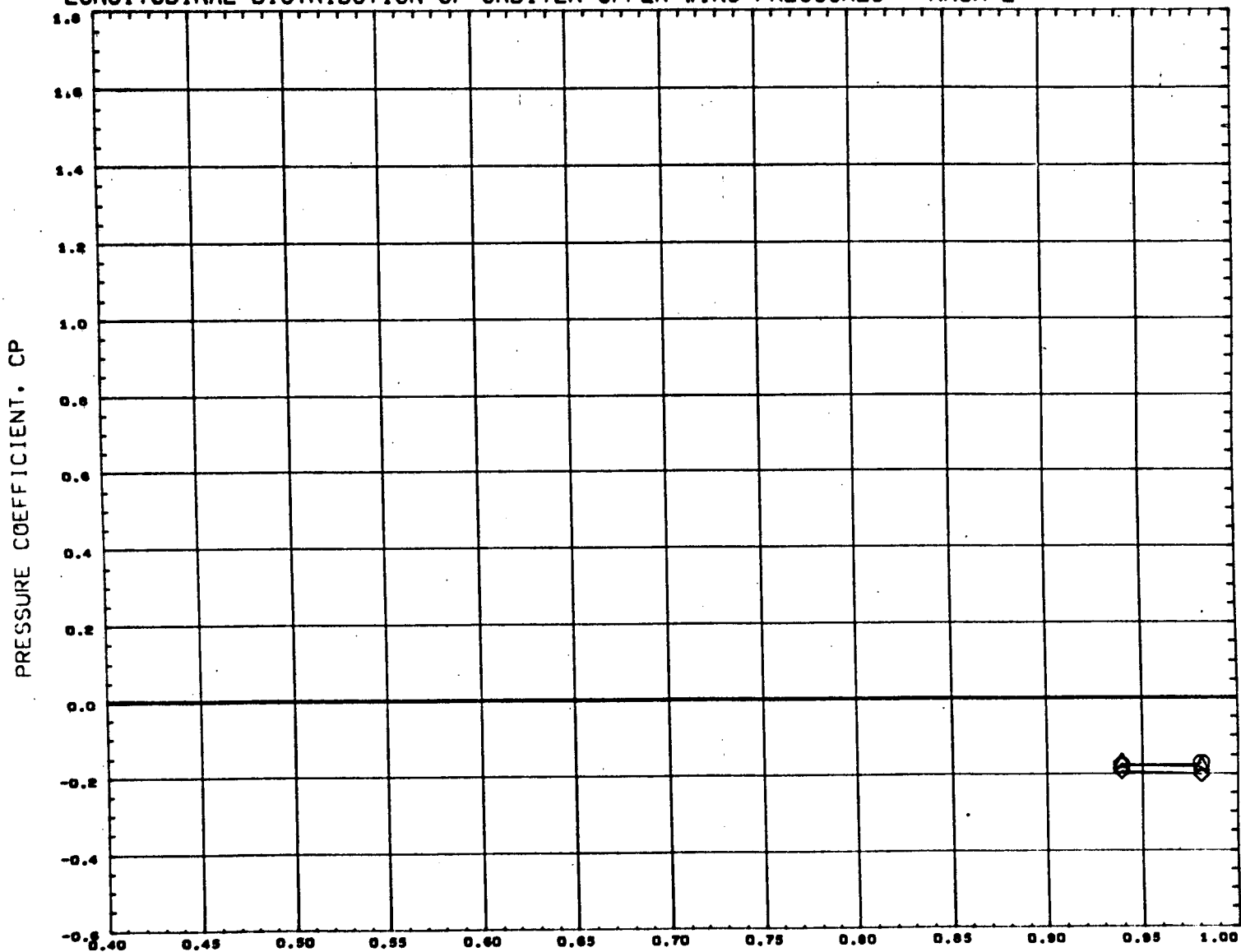
REFERENCE FILE

AEDC VA1163 MDAC ORBITER (UPPER WING)

•GT8224•

PAGE 203

# LONGITUDINAL DISTRIBUTION OF ORBITER UPPER WING PRESSURES - MACH 2



LONGITUDINAL POSITION, X/L

SYMBOL	DELTA X	Y/B	DELTA Z
○	0.144	0.399	0.226
△	0.103		
◇	0.226		

PARAMETRIC VALUES			
ALPHAB	9.009	MACH	2.000
ALPHAI	0.000	ORBPOW	0.000
BSTPOW	0.000		

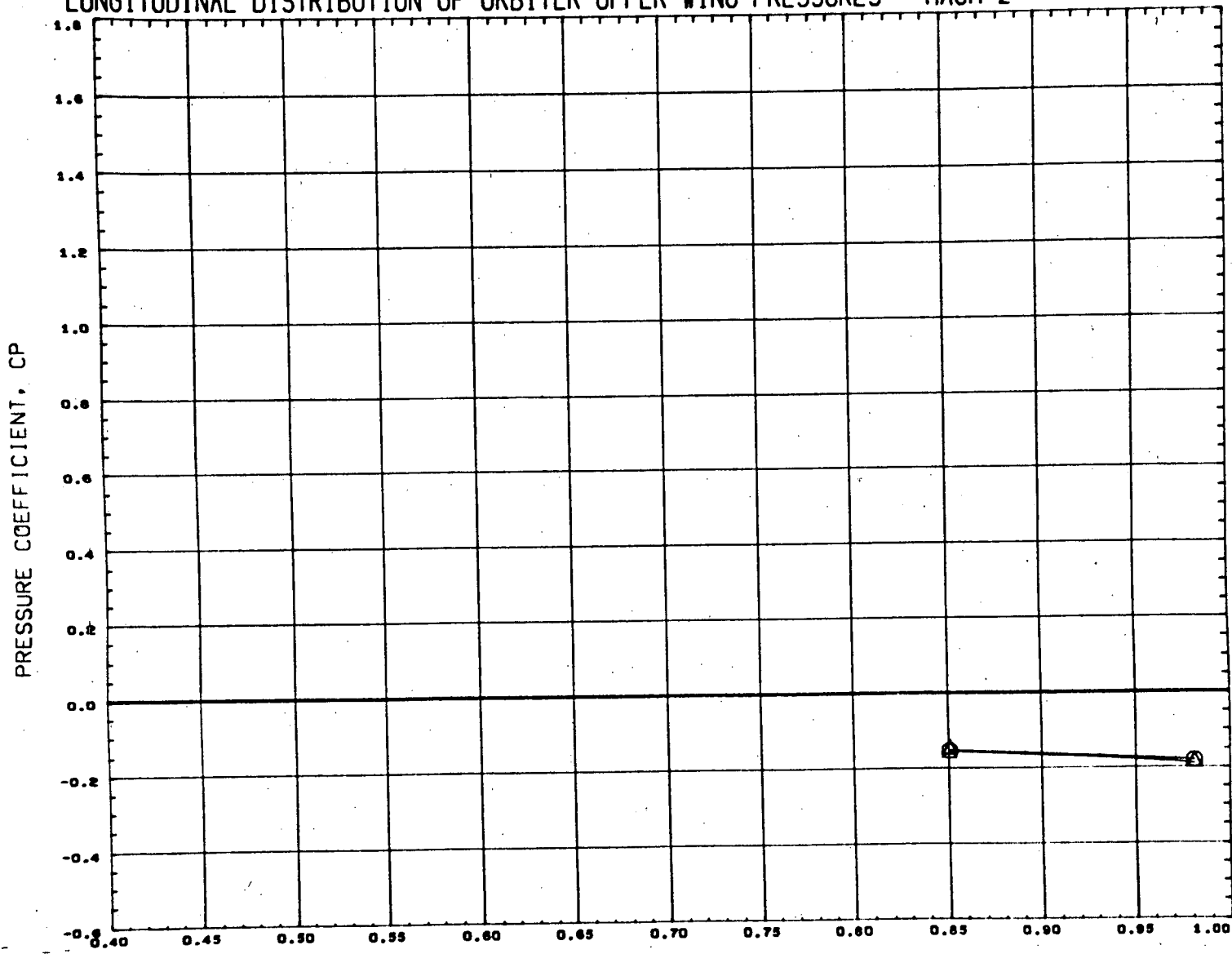
REFERENCE FILE

AEDC VA1163 MDAC ORBITER (UPPER WING)

•GT8224•

PAGE 204

# LONGITUDINAL DISTRIBUTION OF ORBITER UPPER WING PRESSURES - MACH 2



LONGITUDINAL POSITION, X/L

SYMBOL	DELTA X	Y/B	DELTA Z
○	0.391	0.269	0.908
△	0.520		

PARAMETRIC VALUES			
ALPHAB	5.009	MACH	2.000
ALPHA I	0.000	ORBPOW	0.000
BSTPOW	0.000		

REFERENCE FILE

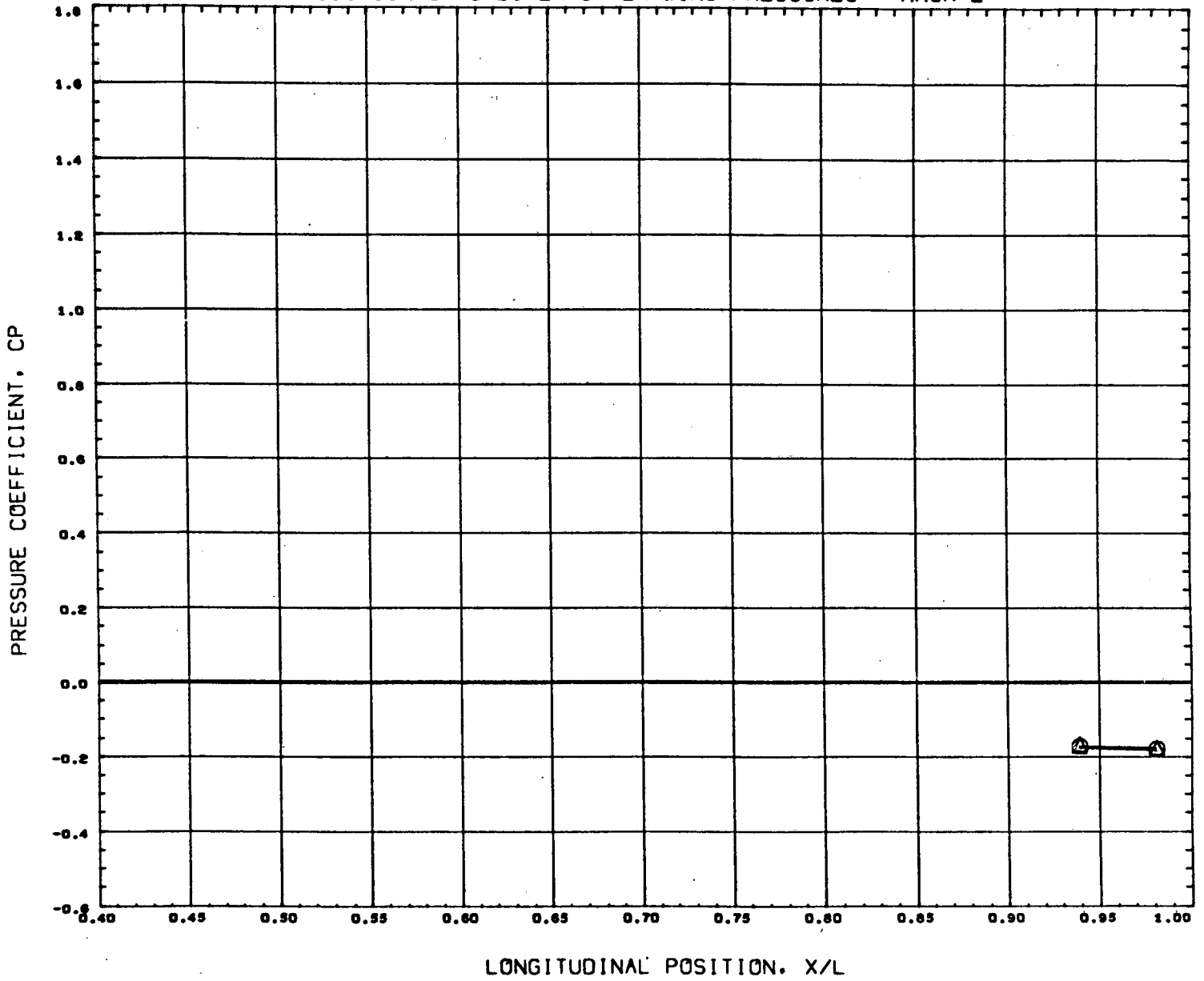
AEDC VA1163 MDAC ORBITER (UPPER WING)

•GT8224•

PAGE 205



# LONGITUDINAL DISTRIBUTION OF ORBITER UPPER WING PRESSURES - MACH 2

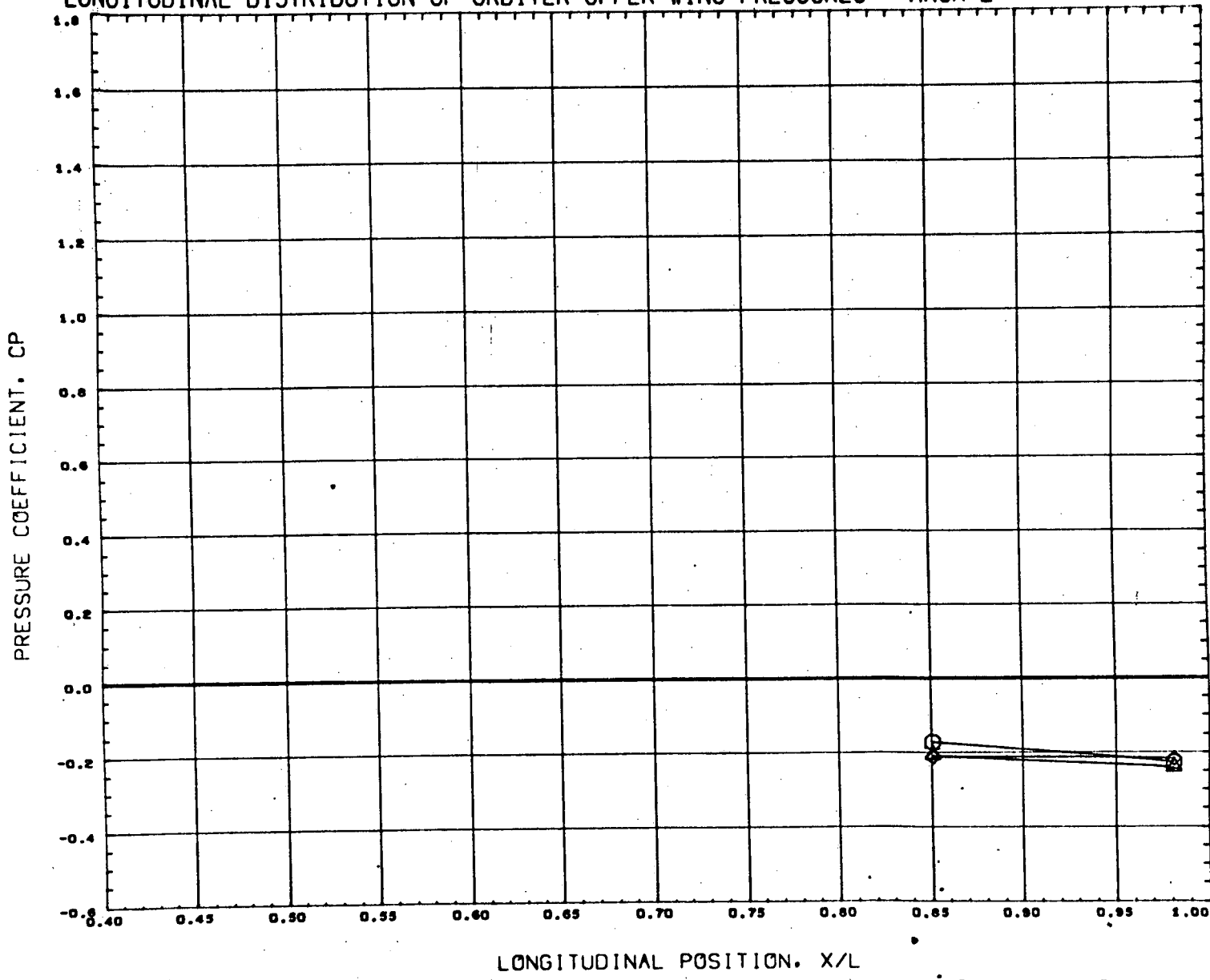


SYMBOL	DELTA X	Y/B	DELTA Z
○	0.391	0.399	0.908
△	0.520		

PARAMETRIC VALUES			
ALPHAB	9.009	MACH	2.000
ALPHA I	0.000	ORBPOW	0.000
BSTPOW	0.000		

REFERENCE FILE

# LONGITUDINAL DISTRIBUTION OF ORBITER UPPER WING PRESSURES - MACH 2

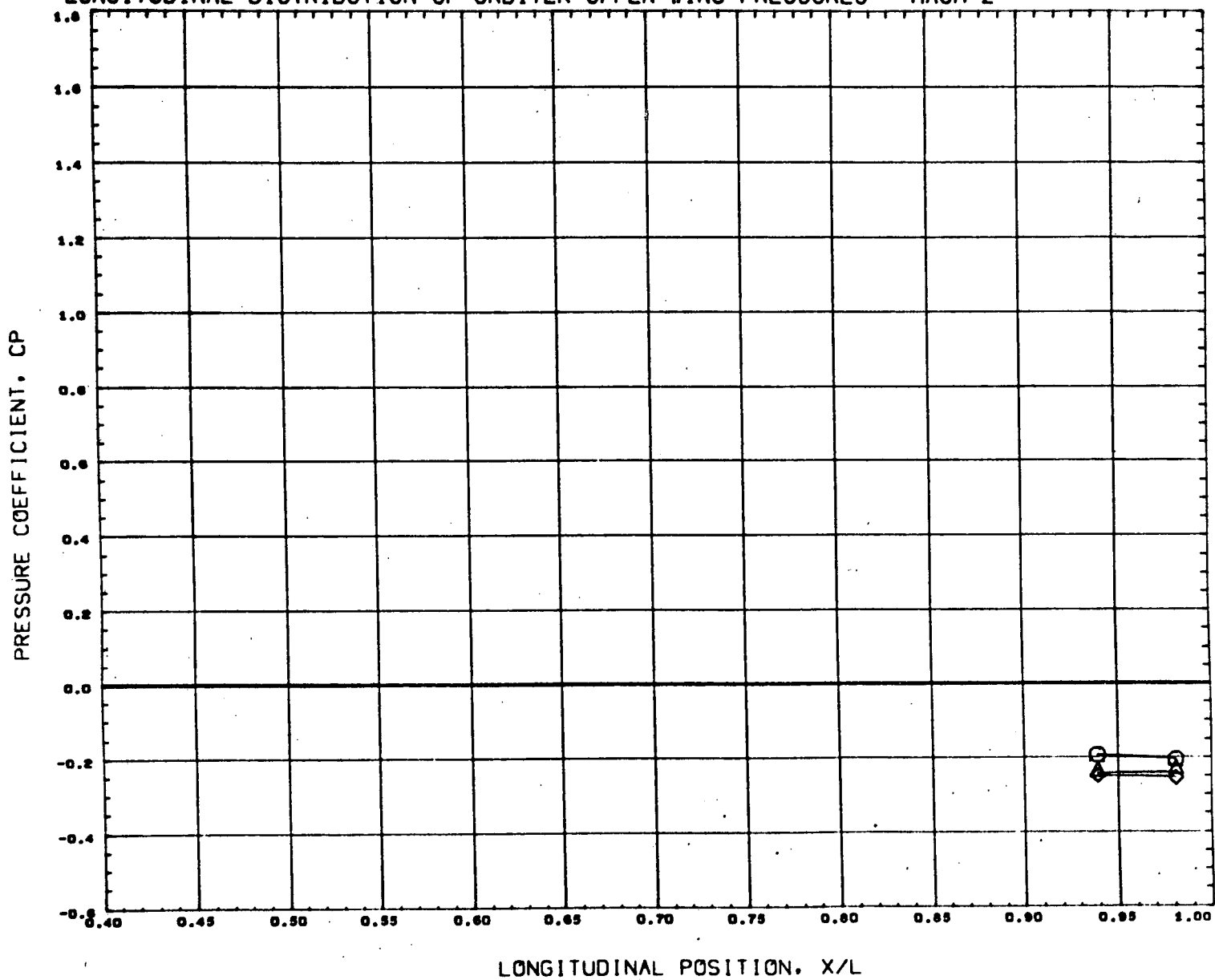


SYMBOL	DELTA X	Y/B	DELTA Z
○	0.143	0.269	0.120
△	0.103		
◇	0.226		

PARAMETRIC VALUES			
ALPHAB	10.002	MACH	2.000
ALPHA I	0.000	ORBPOW	0.000
BSTPCW	0.000		

REFERENCE FILE

# LONGITUDINAL DISTRIBUTION OF ORBITER UPPER WING PRESSURES - MACH 2



SYMBOL	DELTA X	Y/B	DELTA Z
○	0.143	0.399	0.120
△	0.105		
◇	0.226		

PARAMETRIC VALUES			
ALPHA B	10.002	MACH	2.000
ALPHA I	0.000	ORBPOM	0.000
BSTPOM	0.000		

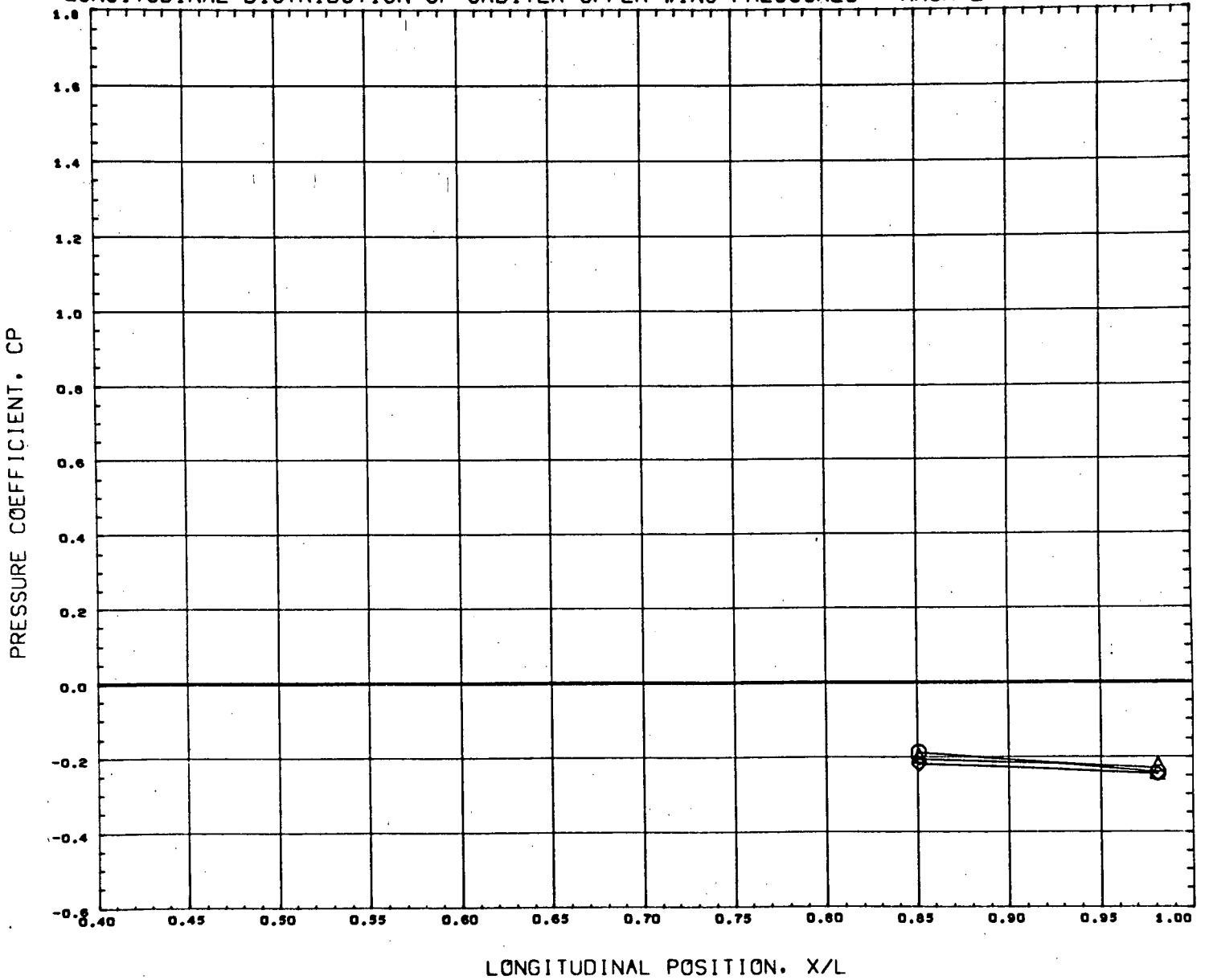
REFERENCE FILE

AEDC VA1163 MDAC ORBITER (UPPER WING)

•GT8225•

PAGE 208

LONGITUDINAL DISTRIBUTION OF ORBITER UPPER WING PRESSURES - MACH 2



SYMBOL	DELTA X	Y/B	DELTA Z
○	0.144	0.289	0.151
△	0.103		
◇	0.226		

PARAMETRIC VALUES		
ALPHA B	10.002	MACH 2.000
ALPHA I	0.000	ORBPOW 0.000
BSTPOW	0.000	

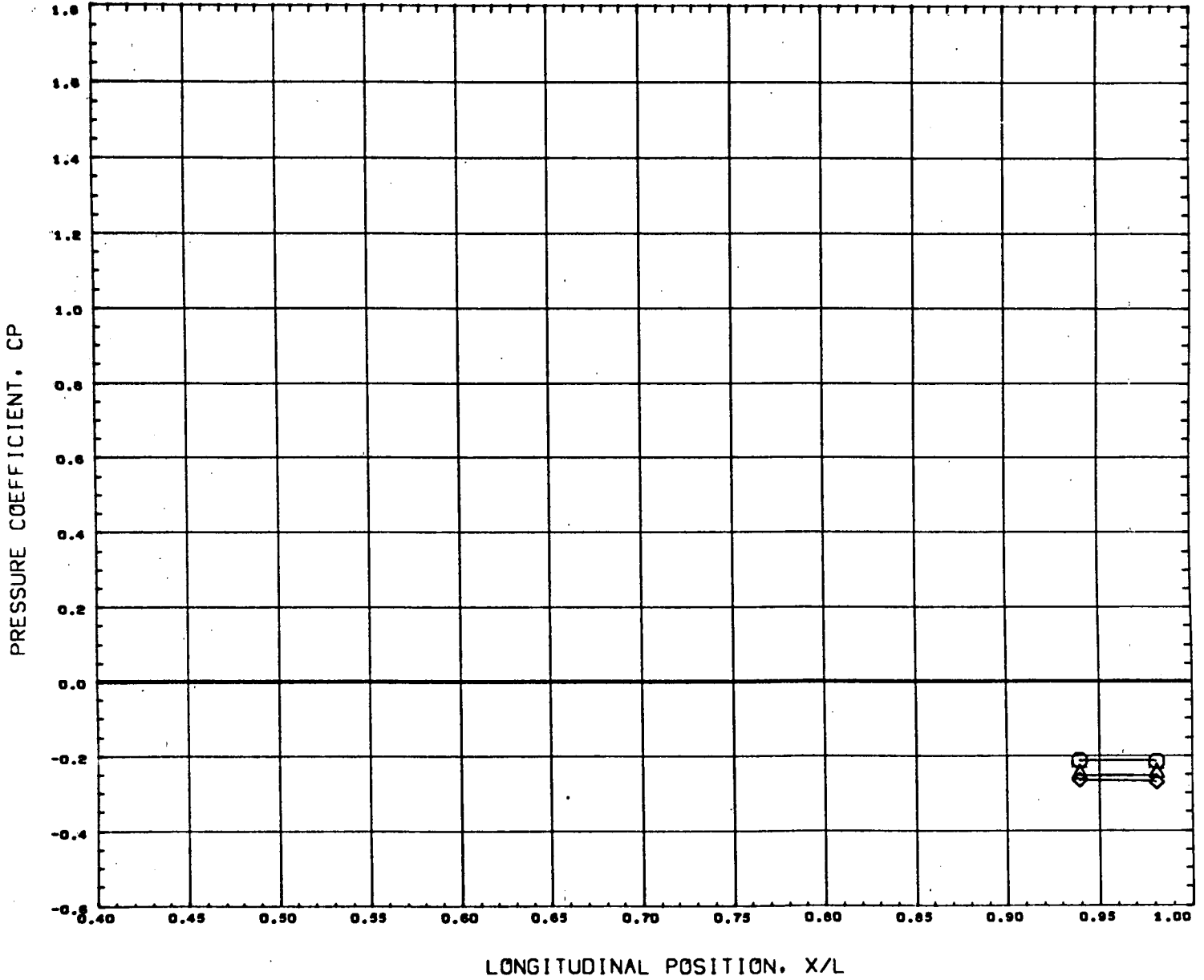
REFERENCE FILE

AEDC VA1163 MDAC ORBITER (UPPER WING)

•GT8225•

PAGE 209

# LONGITUDINAL DISTRIBUTION OF ORBITER UPPER WING PRESSURES - MACH 2

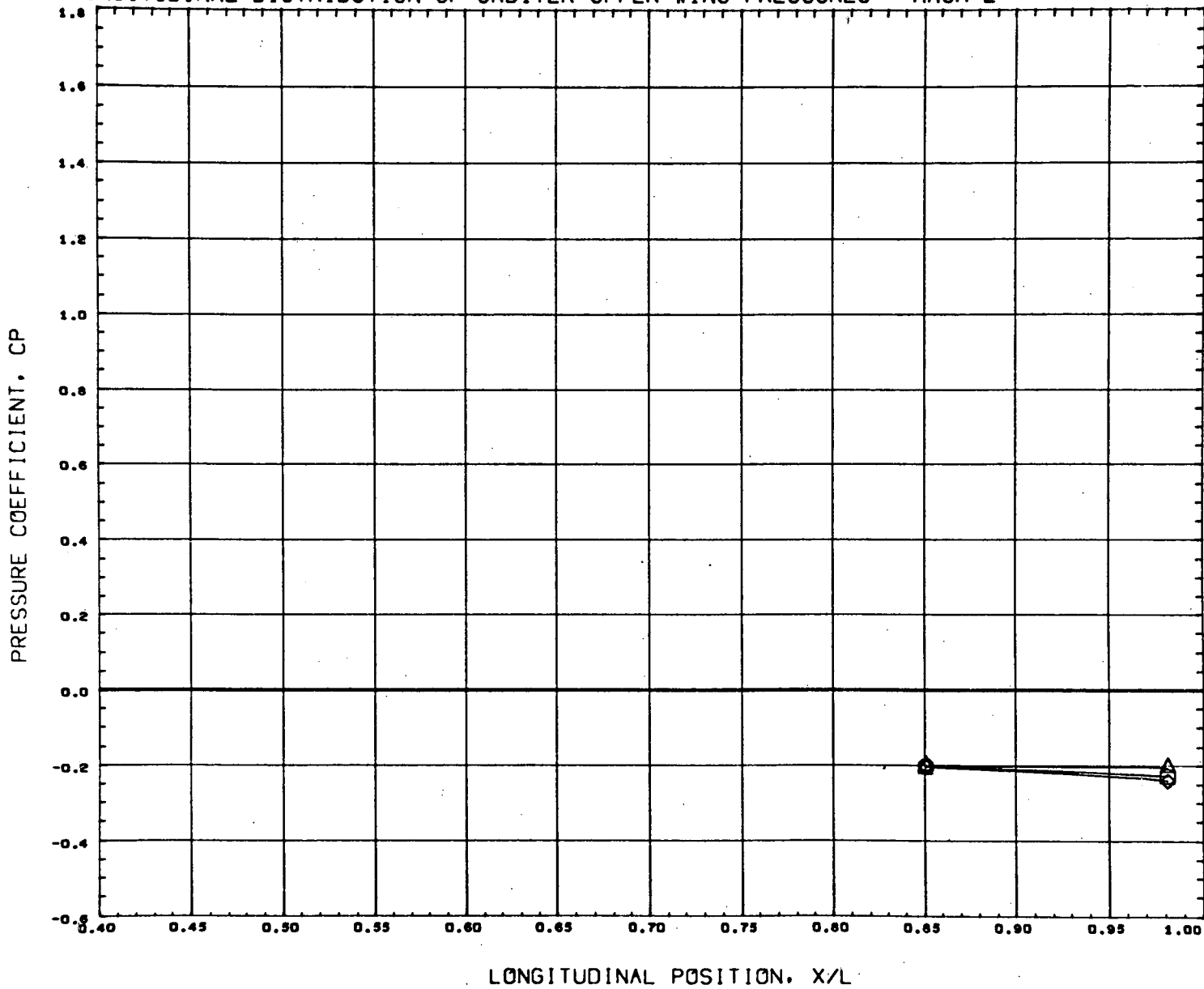


SYMBOL	DELTA X	Y/B	DELTA Z
○	0.144	0.399	0.151
△	0.103		
◇	0.226		

PARAMETRIC VALUES			
ALPHAB	10.002	MACH	2.000
ALPHA I	0.000	ORBPOW	0.000
BSTPOW	0.000		

REFERENCE FILE

# LONGITUDINAL DISTRIBUTION OF ORBITER UPPER WING PRESSURES - MACH 2

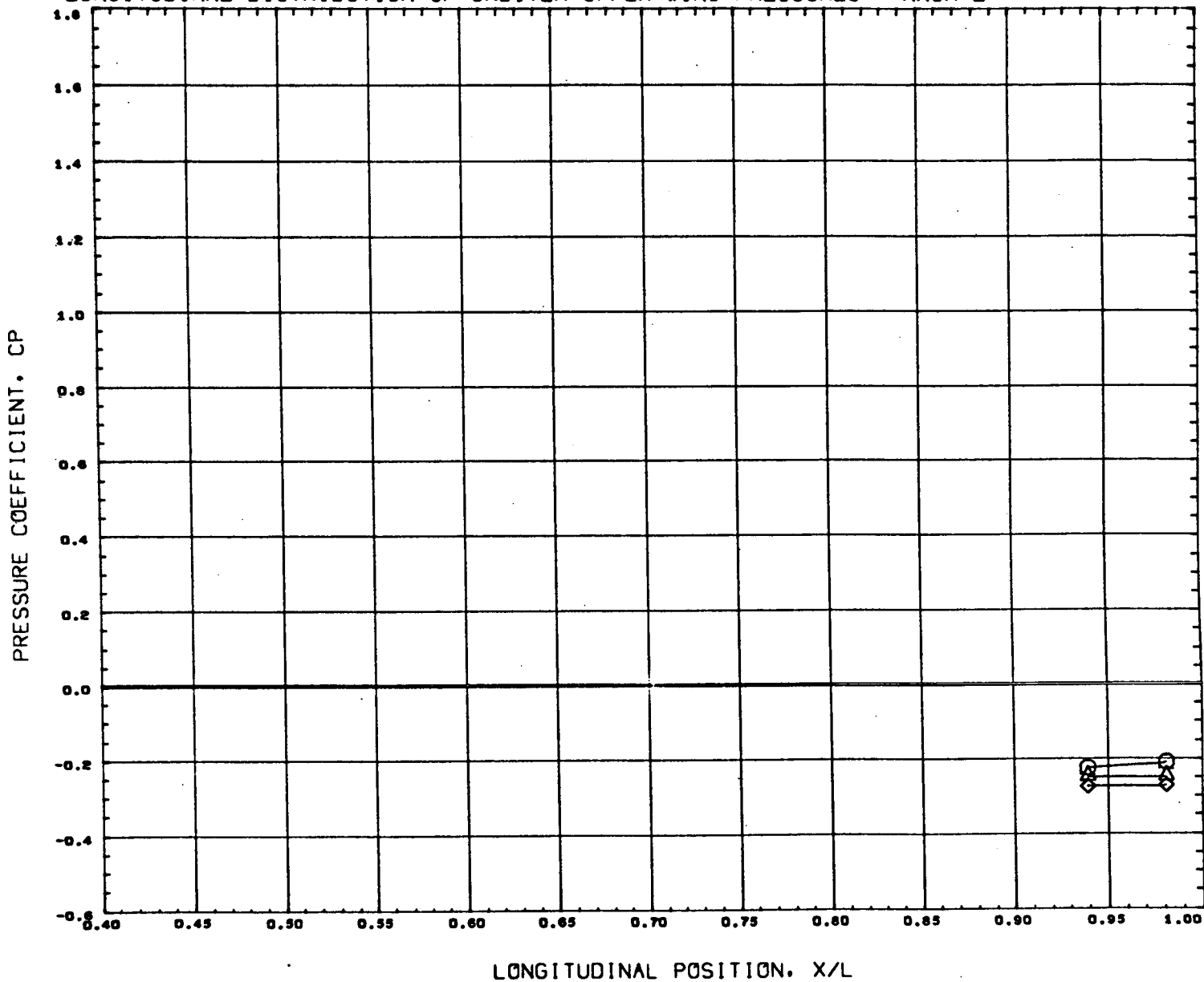


SYMBOL	DELTA X	Y/B	DELTA Z
○	0.144	0.269	0.228
△	0.103		
◇	0.226		

PARAMETRIC VALUES			
ALPHAB	10.002	MACH	2.000
ALPHA1	0.000	ORBPOW	0.000
BSTPOW	0.000		

REFERENCE FILE

# LONGITUDINAL DISTRIBUTION OF ORBITER UPPER WING PRESSURES - MACH 2



SYMBOL	DELTA X	Y/B	DELTA Z
○	0.144	0.399	0.226
△	0.103		
◇	0.226		

PARAMETRIC VALUES			
ALPHA B	10.002	MACH	2.000
ALPHA I	0.000	ORBPOW	0.000
BSTPOW	0.000		

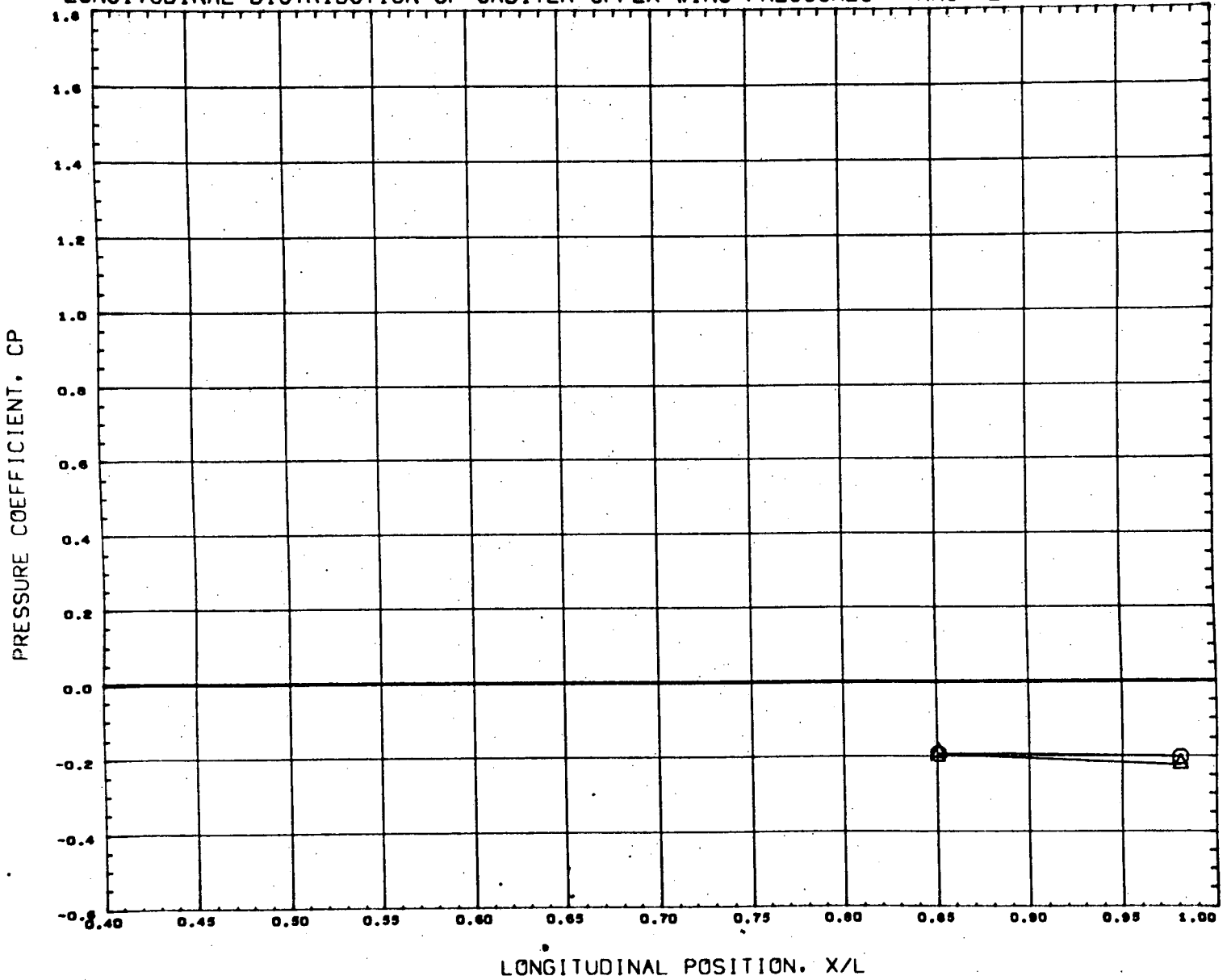
REFERENCE FILE

AEDC VA1163 MDAC ORBITER (UPPER WING)

•GT8225•

PAGE 212

# LONGITUDINAL DISTRIBUTION OF ORBITER UPPER WING PRESSURES - MACH 2



SYMBOL	DELTA X	Y/B	DELTA Z
○	0.390	0.269	0.908
△	0.520		

PARAMETRIC VALUES			
ALPHAB	10.002	MACH	2.000
ALPHAI	0.000	ORBPW	0.000
BSTPW	0.000		

REFERENCE FILE

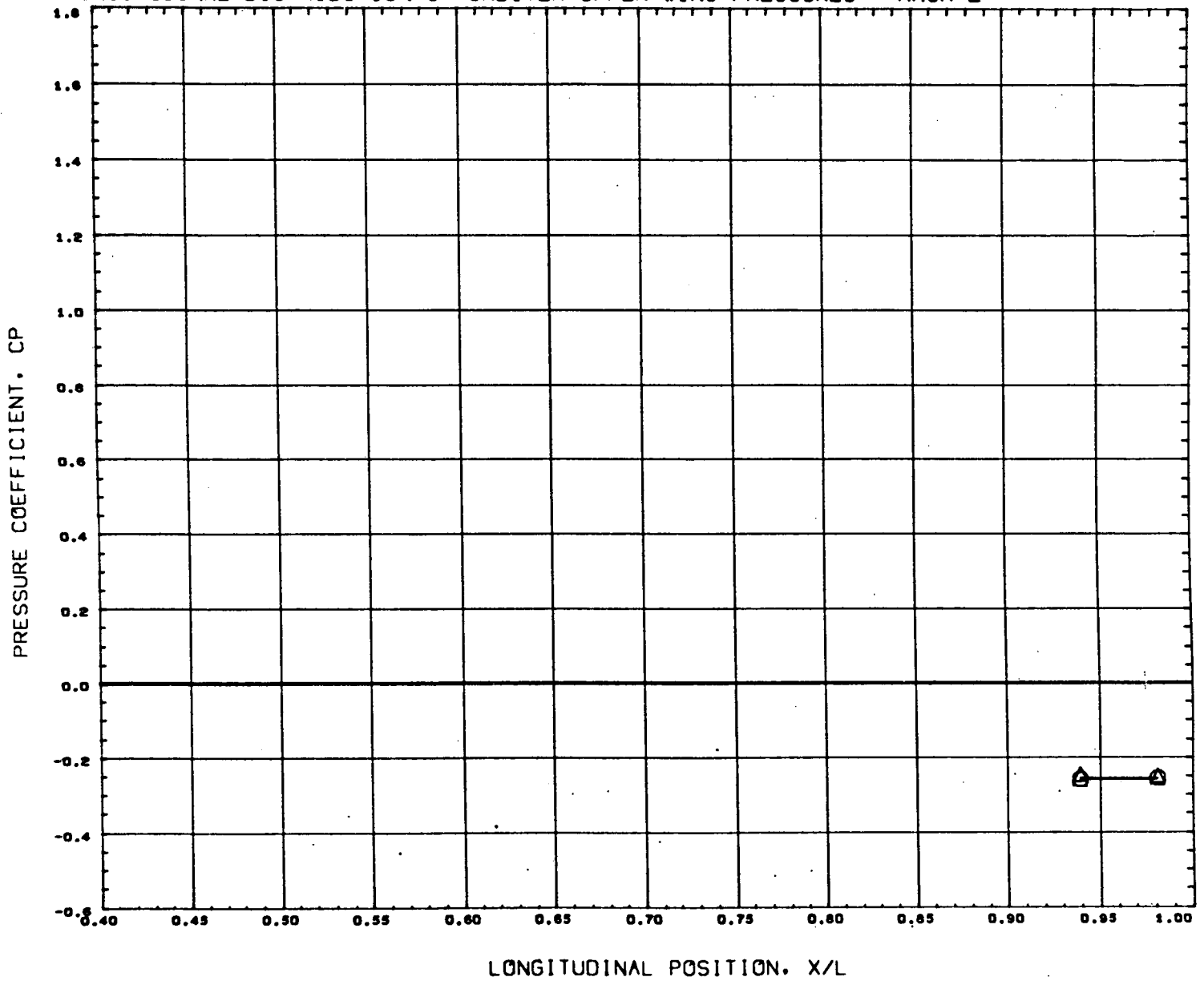
AEDC VA1163 MDAC ORBITER (UPPER WING)

•GT8225•

PAGE 213



# LONGITUDINAL DISTRIBUTION OF ORBITER UPPER WING PRESSURES - MACH 2



SYMBOL	DELTA X	Y/B	DELTA Z
○	0.390	0.399	0.908
△	0.520		

PARAMETRIC VALUES			
ALPHAB	10.002	MACH	2.000
ALPHA1	0.000	ORBPOW	0.000
BSTPOW	0.000		

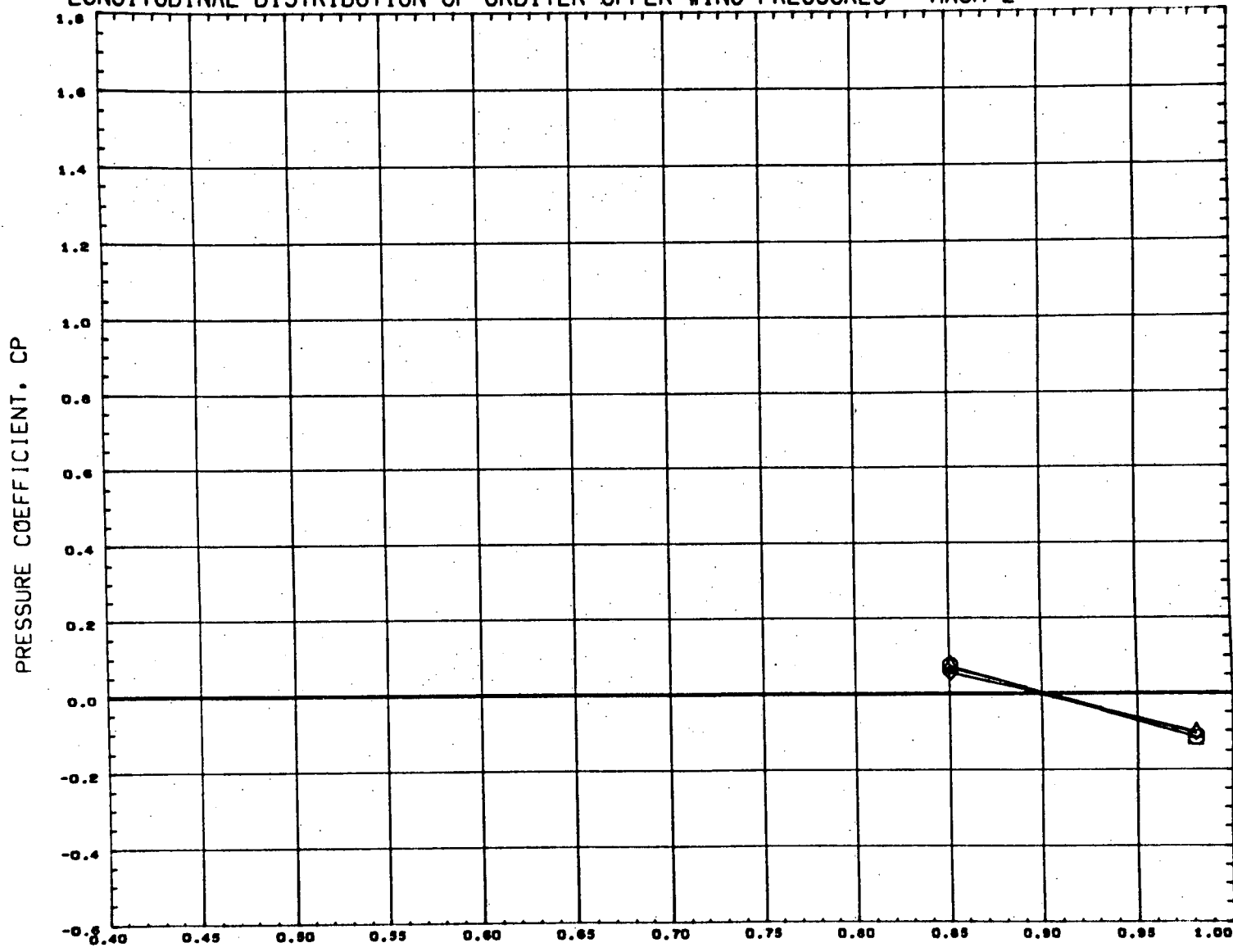
REFERENCE FILE

AEDC VA1163 MDAC ORBITER (UPPER WING)

•GT8225•

PAGE 214

# LONGITUDINAL DISTRIBUTION OF ORBITER UPPER WING PRESSURES - MACH 2

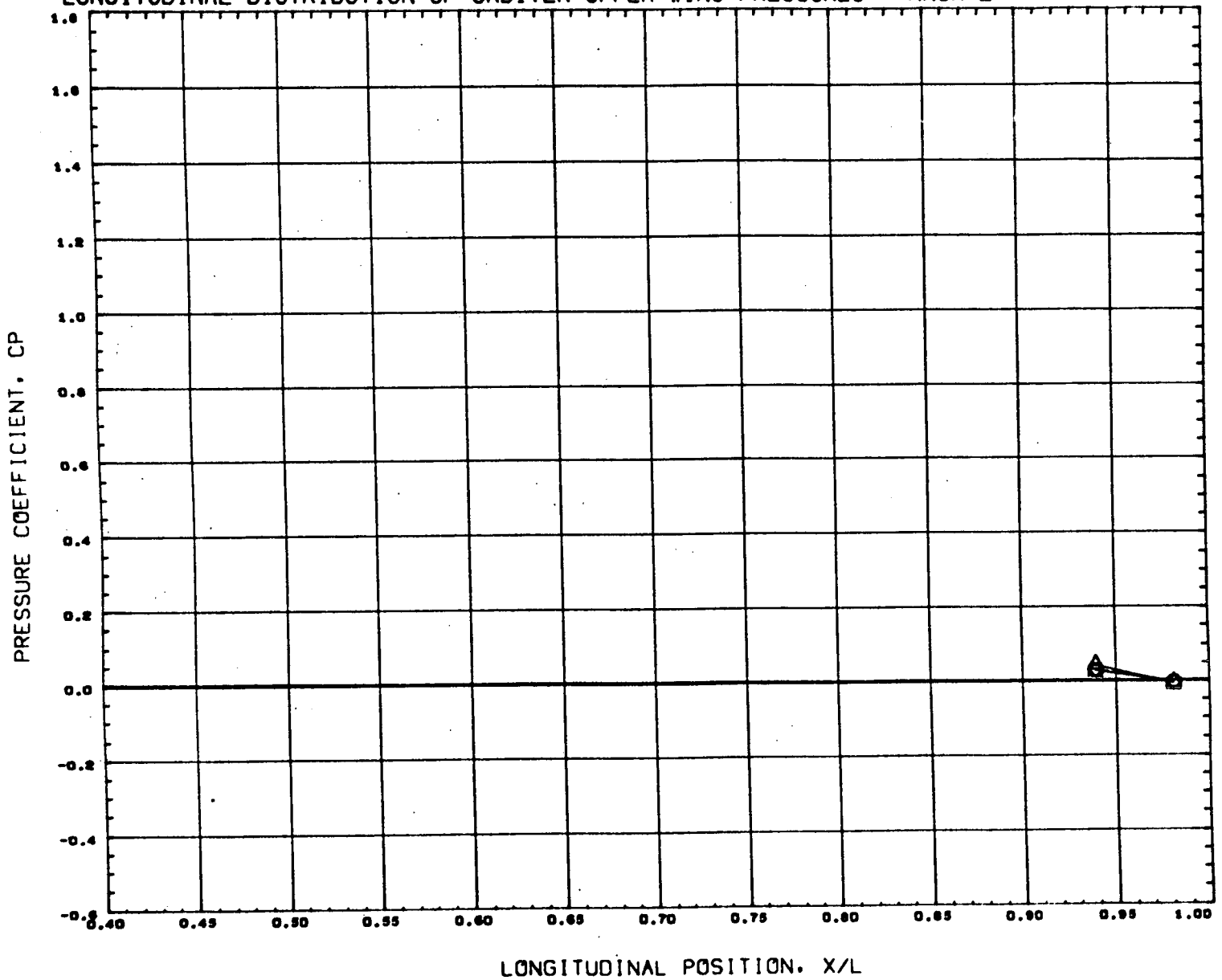


SYMBOL	DELTA X	Y/B	DELTA Z
○	0.041	0.269	0.105
△	0.103		
◇	0.165		

PARAMETRIC VALUES			
ALPHAS	9.960	MACH	2.000
ALPHAI	0.000	ORBPOW	0.000
BSTPOW	0.000		

REFERENCE FILE

# LONGITUDINAL DISTRIBUTION OF ORBITER UPPER WING PRESSURES - MACH 2



SYMBOL	DELTA X	Y/B	DELTA Z
○	0.041	0.399	0.105
△	0.103		
◇	0.165		

PARAMETRIC VALUES			
ALPHAB	- 9.980	MACH	2.000
ALPHA1	0.000	ORSPOW	0.000
BSTPOW	0.000		

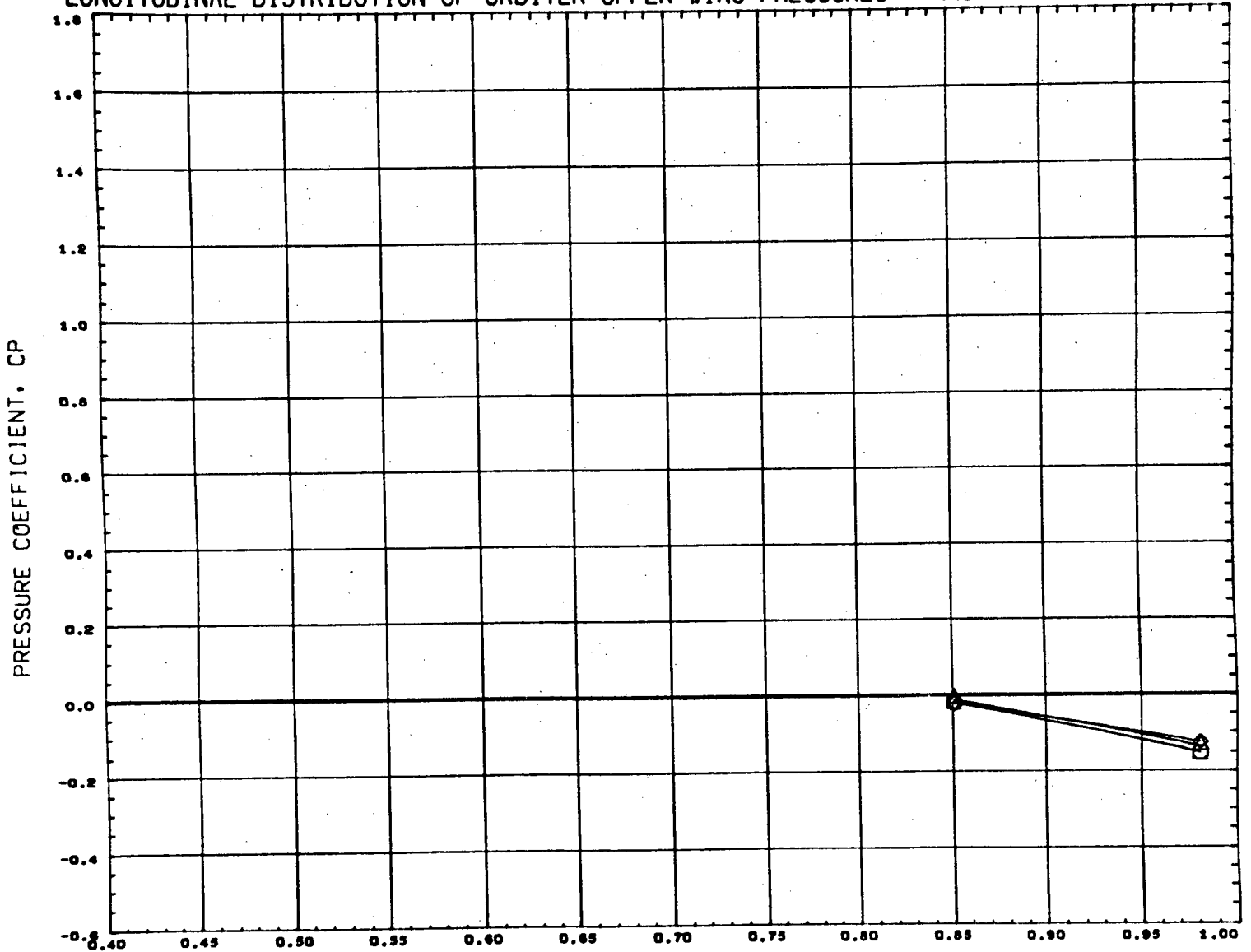
REFERENCE FILE

AEDC VA1163 MDAC ORBITER (UPPER WING)

•GT8231•

PAGE 216

# LONGITUDINAL DISTRIBUTION OF ORBITER UPPER WING PRESSURES - MACH 2



LONGITUDINAL POSITION, X/L

SYMBOL	DELTA X	Y/B	DELTA Z
○	0.041	0.289	0.105
△	0.103		
◇	0.165		

PARAMETRIC VALUES			
ALPHAB	4.966	MACH	2.000
ALPHA I	0.000	ORBPOW	0.000
BSTPOW	0.000		

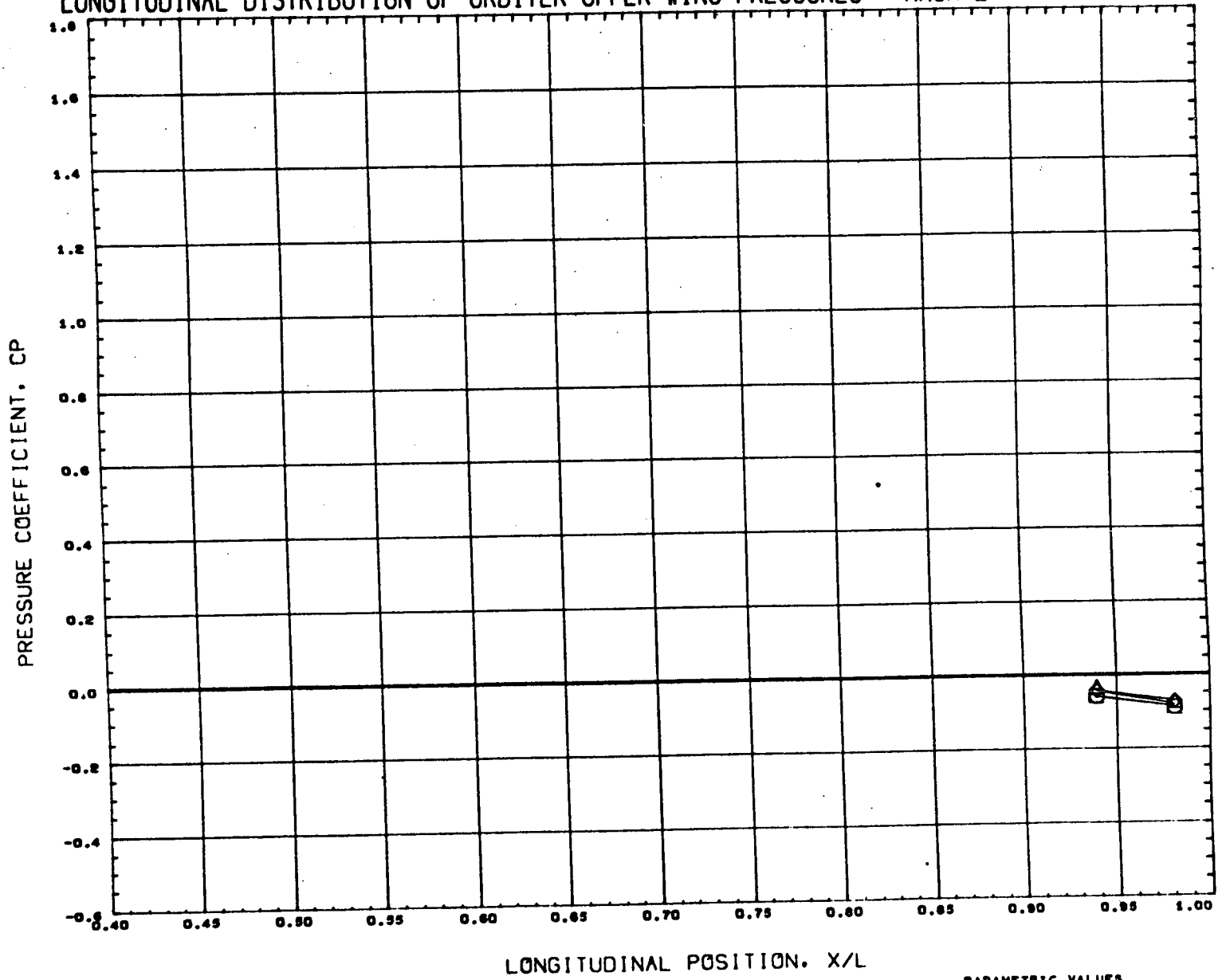
REFERENCE FILE

AEDC VA1163 MDAC ORBITER (UPPER WING)

•GT8232•

PAGE 217

# LONGITUDINAL DISTRIBUTION OF ORBITER UPPER WING PRESSURES - MACH 2



SYMBOL	DELTA X	Y/B	DELTA Z
○	0.041	0.399	0.103
△	0.103		
◇	0.165		

PARAMETRIC VALUES			
ALPHAB	- 4.966	MACH	2.000
ALPHAI	0.000	ORBPOW	0.000
BSTPOW	0.000		

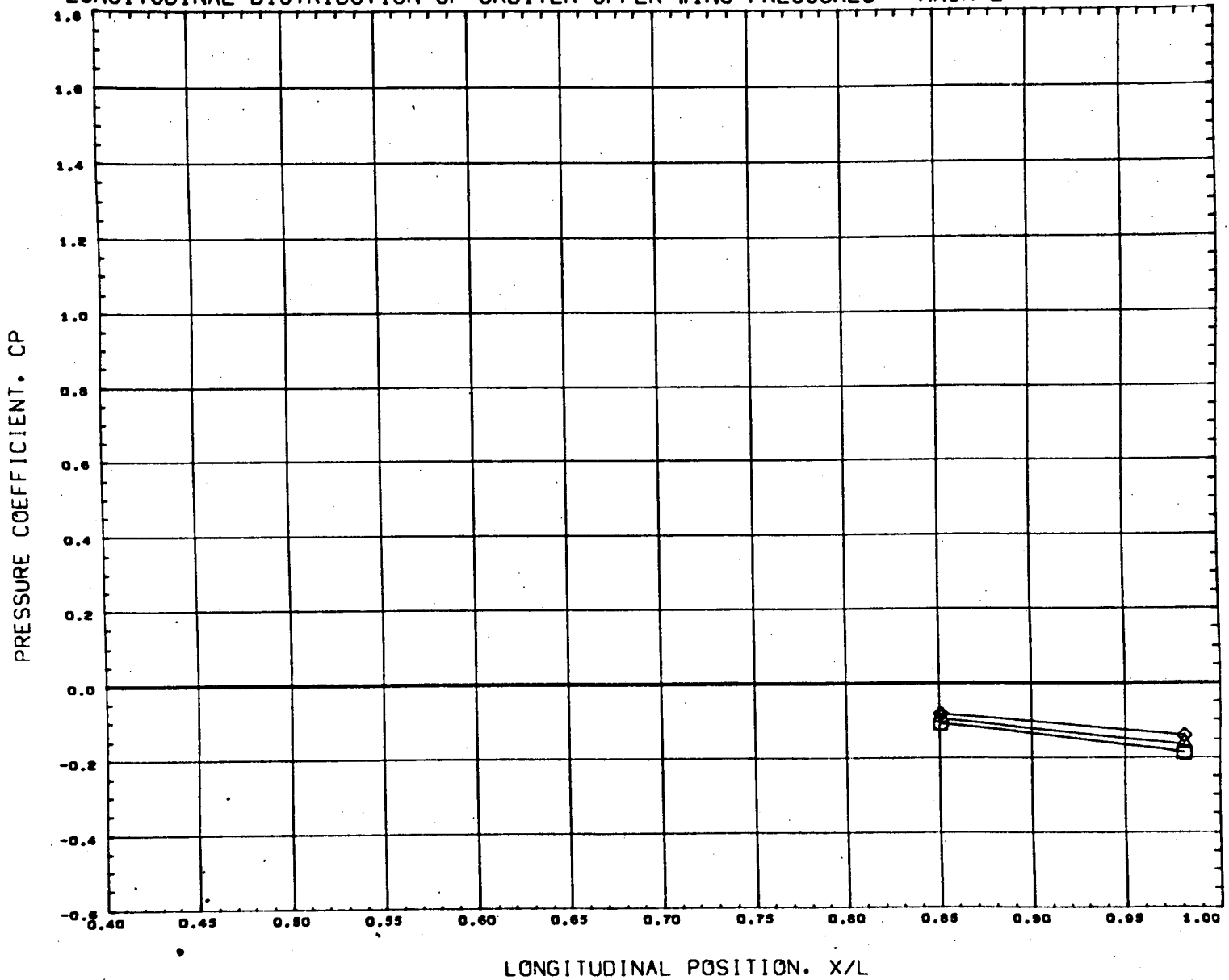
REFERENCE FILE

AEDC VA1163 MDAC ORBITER (UPPER WING)

•GT8232•

PAGE 218

# LONGITUDINAL DISTRIBUTION OF ORBITER UPPER WING PRESSURES - MACH 2



SYMBOL	DELTA X	Y/B	DELTA Z
○	0.041	0.269	0.105
△	0.103		
◇	0.165		

PARAMETRIC VALUES			
ALPHAB	0.000	MACH	2.000
ALPHA I	0.000	ORSPOW	0.000
BSTPOW	0.000		

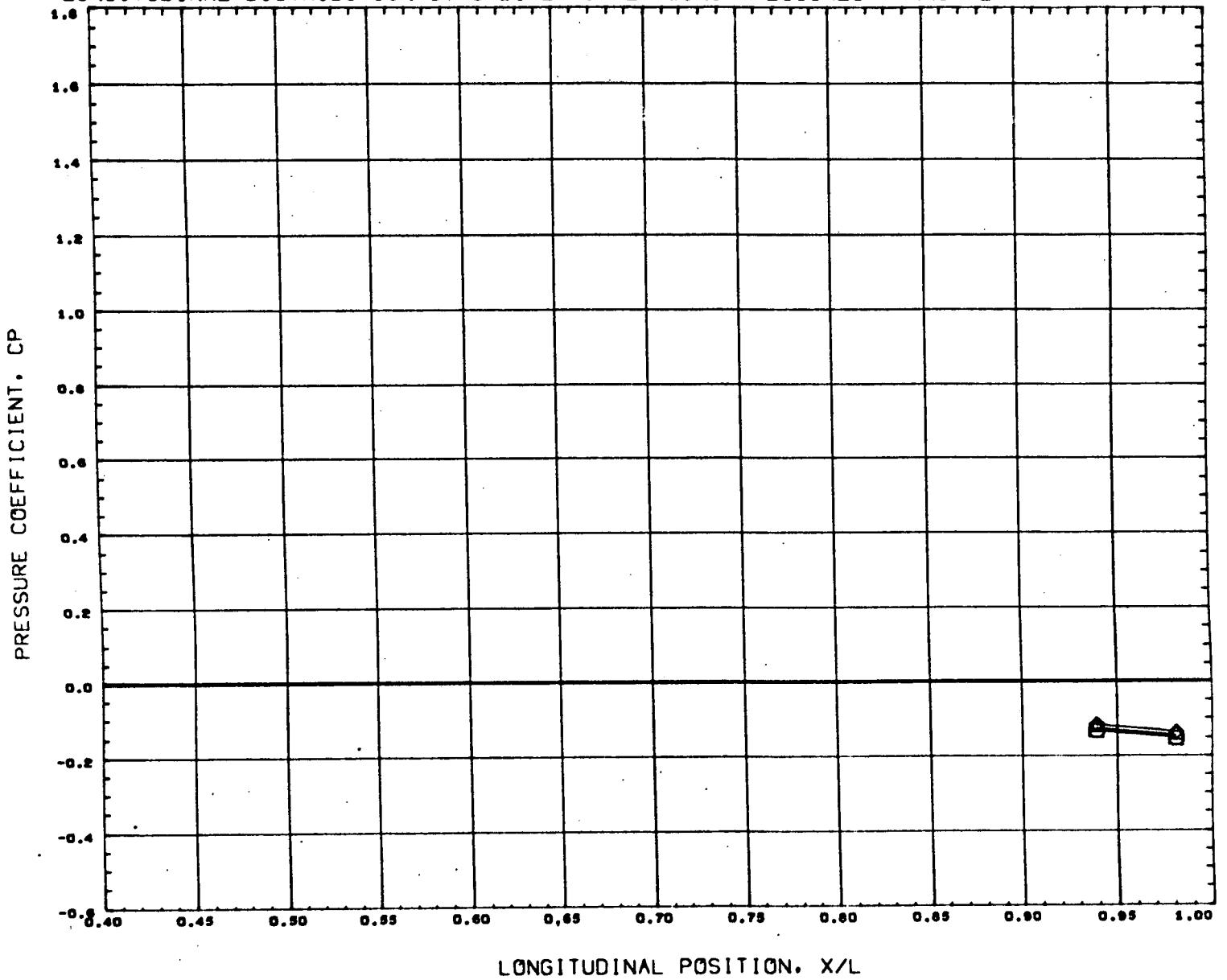
REFERENCE FILE

AEDC VA1163 MDAC ORBITER (UPPER WING)

•GT8233•

PAGE 219

# LONGITUDINAL DISTRIBUTION OF ORBITER UPPER WING PRESSURES - MACH 2



SYMBOL	DELTA X	Y/B	DELTA Z
○	0.041	0.399	0.103
△	0.103		
◇	0.165		

PARAMETRIC VALUES			
ALPHAB	0.000	MACH	2.000
ALPHAI	0.000	ORSPOW	0.000
BSTPOW	0.000		

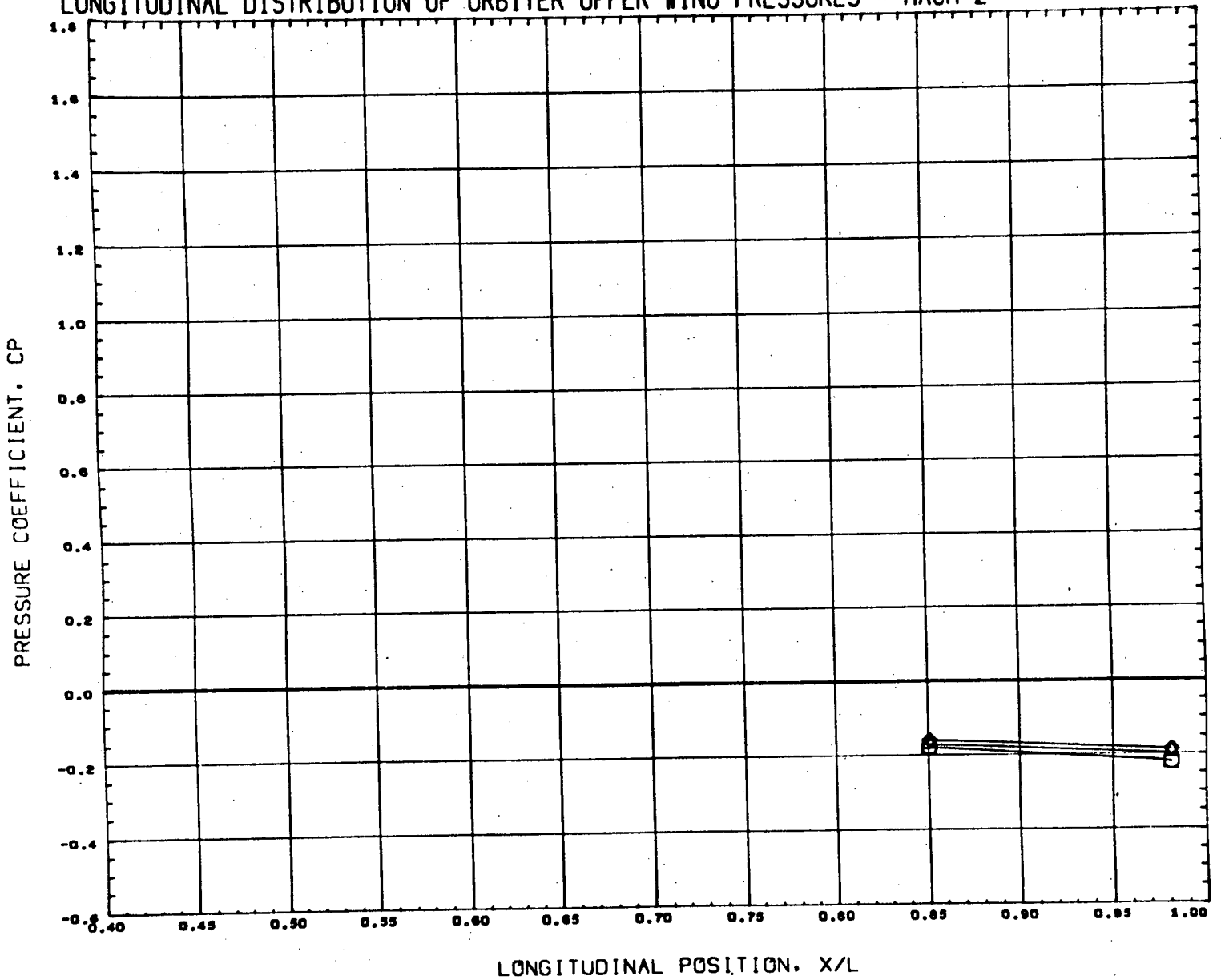
REFERENCE FILE

AEDC VA1163 MDAC ORBITER (UPPER WING)

•GT8233•

PAGE 220

# LONGITUDINAL DISTRIBUTION OF ORBITER UPPER WING PRESSURES - MACH 2



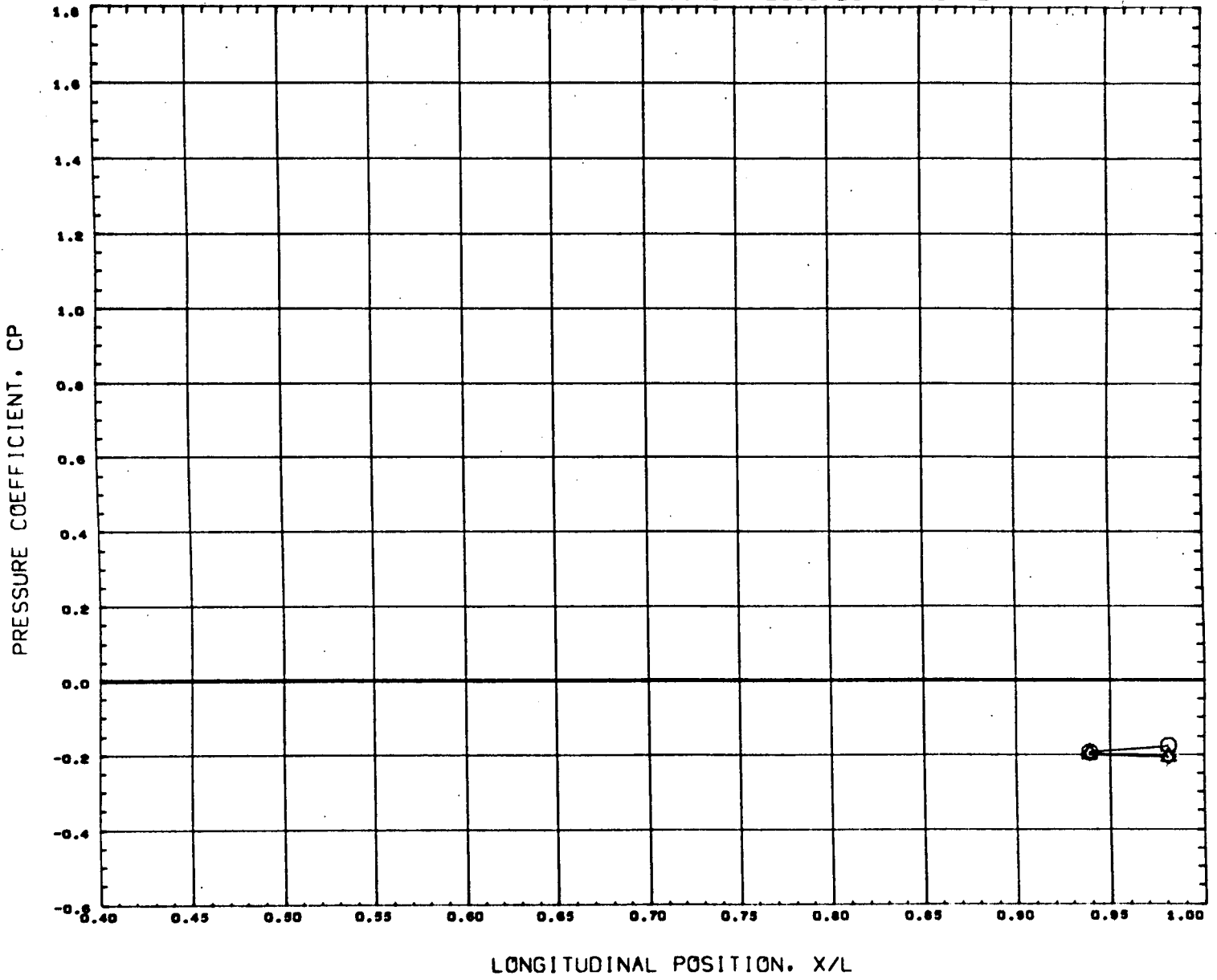
SYMBOL	DELTA X	Y/B	DELTA Z
○	0.041	0.289	0.105
△	0.103		
◇	0.165		

PARAMETRIC VALUES		
ALPHAB	5.033	MACH 2.000
ALPHA1	0.000	ORSPOW 0.000
BSTPOW	0.000	

REFERENCE FILE



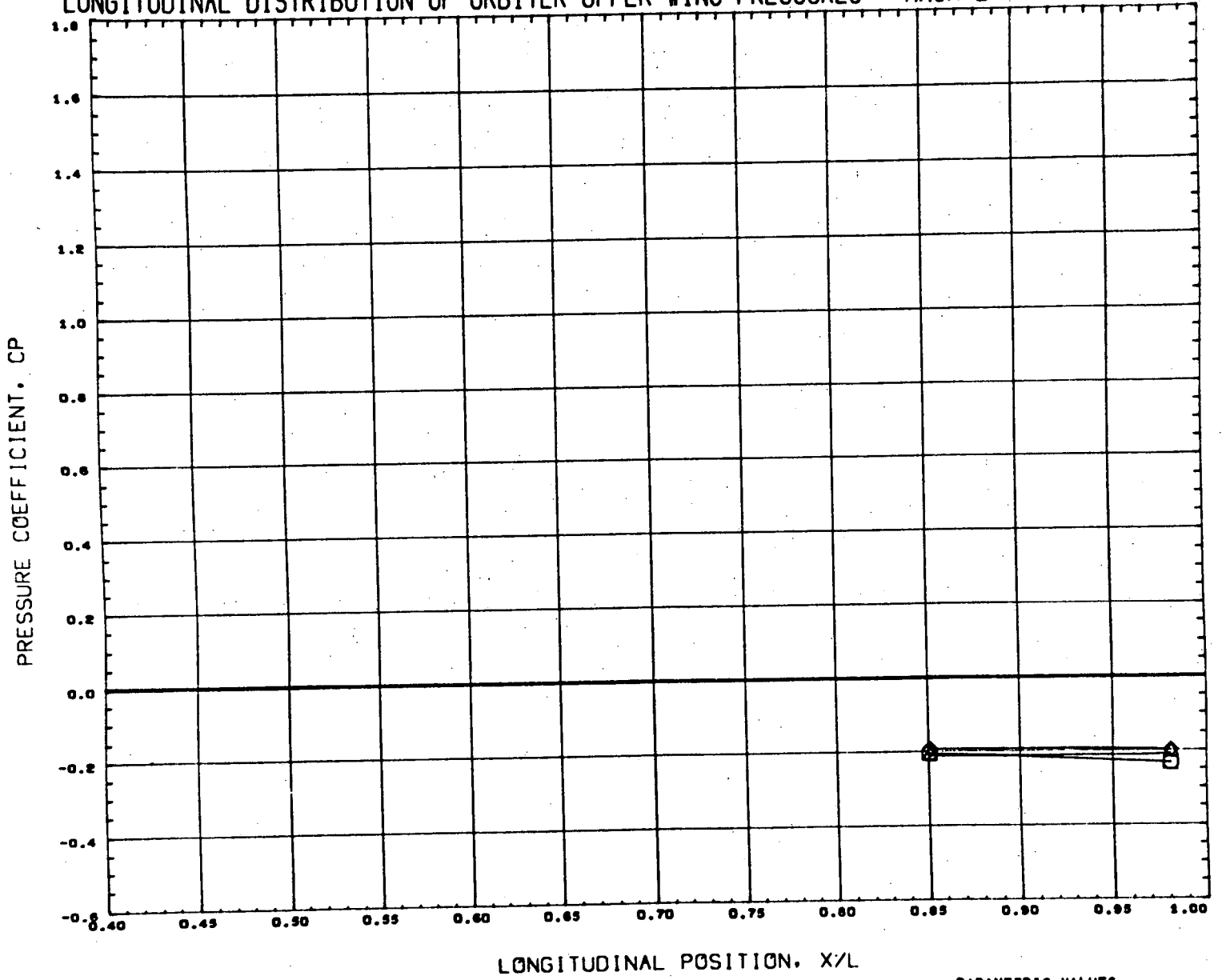
# LONGITUDINAL DISTRIBUTION OF ORBITER UPPER WING PRESSURES - MACH 2



SYMBOL	DELTA X	Y/B	DELTA Z	PARAMETRIC VALUES			
○	0.041	0.399	0.105	ALPHA B	9.033	MACH	2.000
△	0.103			ALPHA I	0.000	CRS POW	0.000
◇	0.165			BST POW	0.000		

REFERENCE FILE

# LONGITUDINAL DISTRIBUTION OF ORBITER UPPER WING PRESSURES - MACH 2



SYMBOL	DELTA X	Y/B	DELTA Z
○	0.041	0.288	0.105
△	0.103		
◇	0.165		

PARAMETRIC VALUES			
ALPHAB	9.996	MACH	2.000
ALPHAI	0.000	ORBPOW	0.000
BSTPOW	0.000		

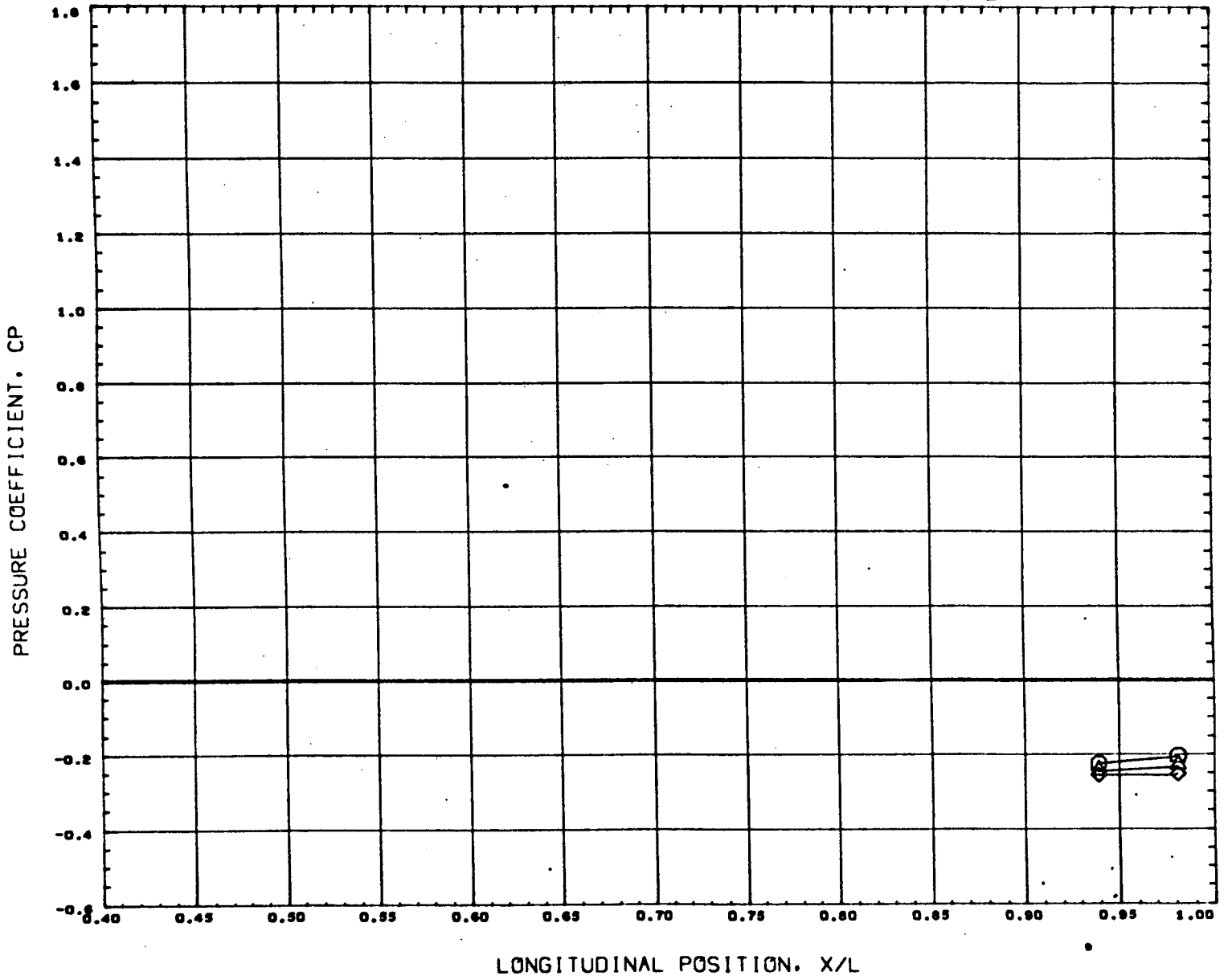
REFERENCE FILE

AEDC VA1163 MDAC ORBITER (UPPER WING)

•GT8235•

PAGE 223

# LONGITUDINAL DISTRIBUTION OF ORBITER UPPER WING PRESSURES - MACH 2

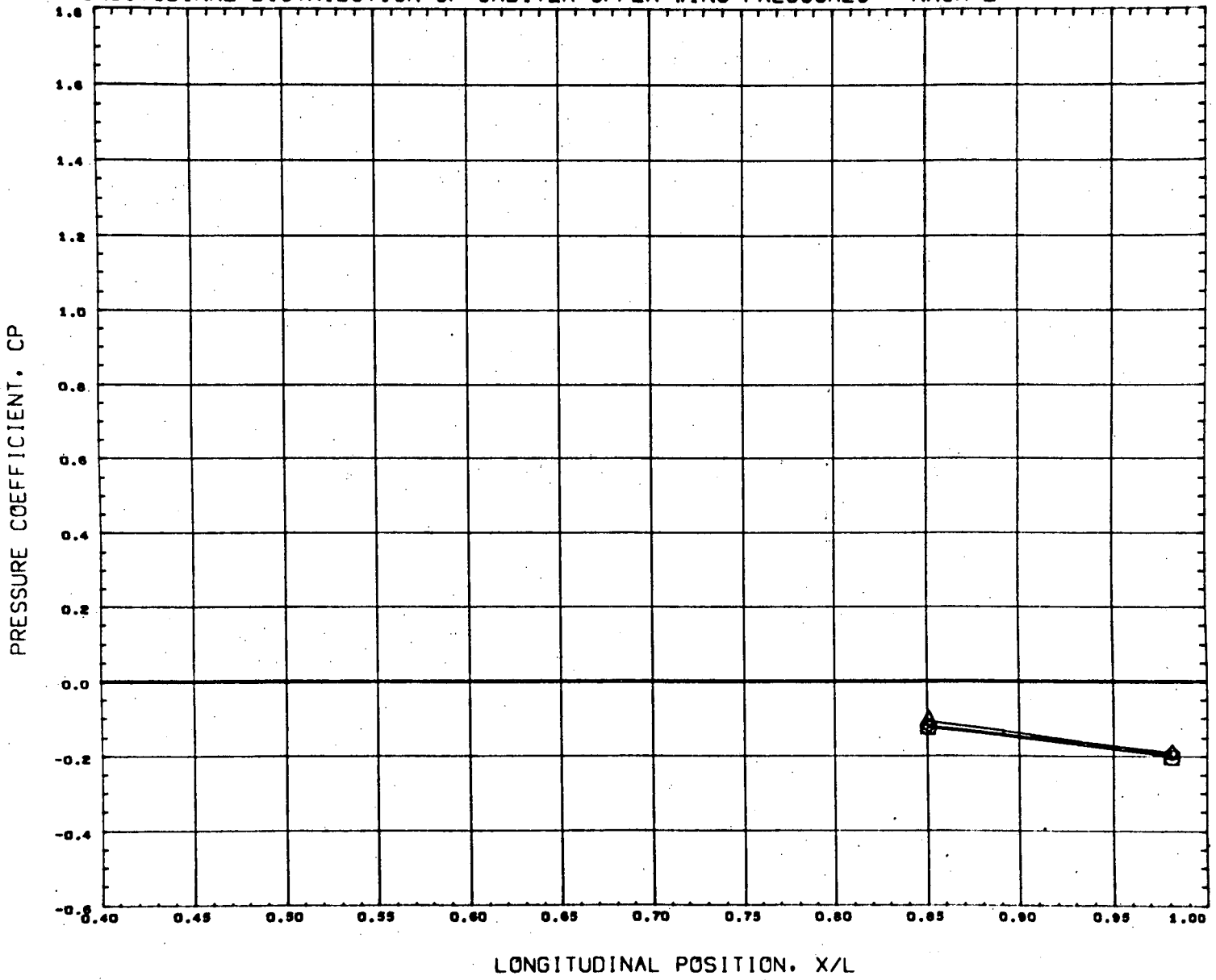


SYMBOL	DELTA X	Y/B	DELTA Z
○	0.041	0.399	0.105
△	0.103		
◇	0.165		

PARAMETRIC VALUES			
ALPHAB	9.996	MACH	2.000
ALPHA1	0.000	ORBPOW	0.000
BSTPOW	0.000		

REFERENCE FILE

# LONGITUDINAL DISTRIBUTION OF ORBITER UPPER WING PRESSURES - MACH 2

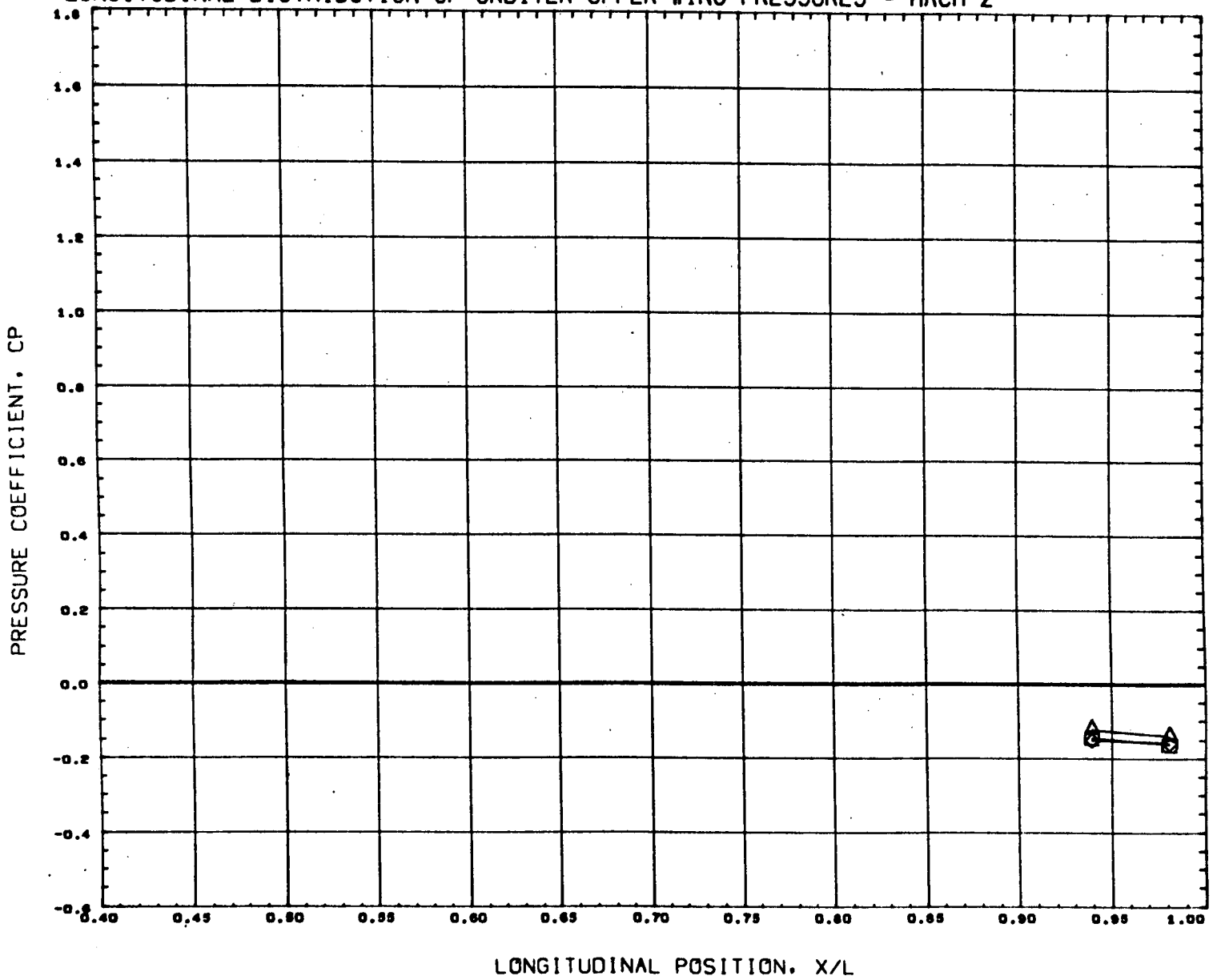


SYMBOL	DELTA X	Y/B	DELTA Z
○	0.143	0.269	0.151
△	0.103		
◇	0.226		

PARAMETRIC VALUES			
ALPHA B	4.926	MACH	2.000
ALPHA I	5.000	ORBPOW	100.000
BSTPOW	50.000		

REFERENCE FILE

# LONGITUDINAL DISTRIBUTION OF ORBITER UPPER WING PRESSURES - MACH 2



SYMBOL	DELTA X	Y/B	DELTA Z
○	0.143	0.399	0.191
△	0.103		
◇	0.226		

PARAMETRIC VALUES			
ALPHAB	4.926	MACH	2.000
ALPHA1	8.000	ORBPOW	100.000
BSTPOW	50.000		

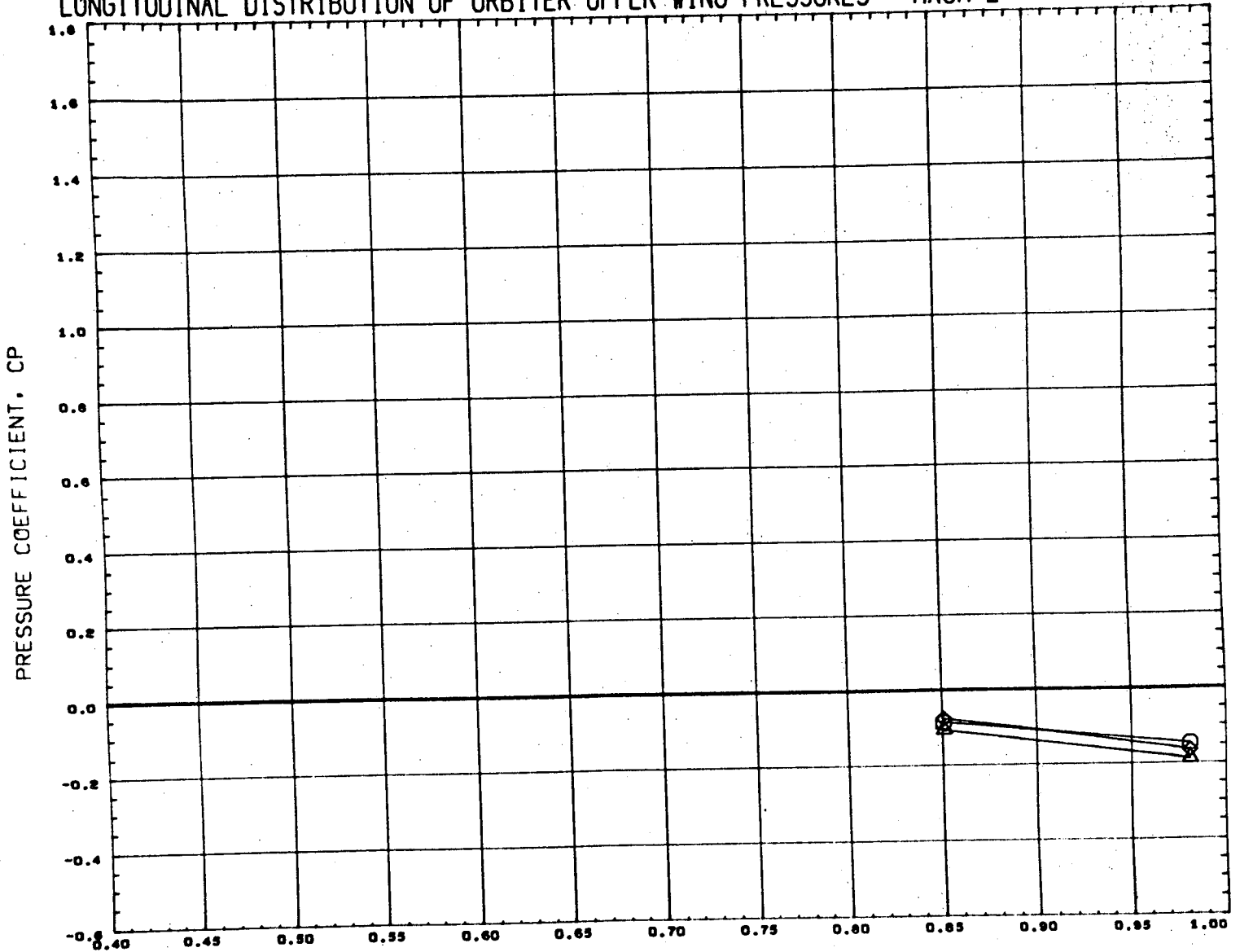
REFERENCE FILE

AEDC VA1163 MDAC ORBITER (UPPER WING)

•GT8242•

PAGE 226

# LONGITUDINAL DISTRIBUTION OF ORBITER UPPER WING PRESSURES - MACH 2



LONGITUDINAL POSITION, X/L

SYMBOL	DELTA X	Y/B	DELTA Z
○	0.144	0.269	0.226
△	0.103		
◇	0.226		

PARAMETRIC VALUES			
ALPHAB	4.926	MACH	2.000
ALPHA I	5.000	ORBPOW	100.000
BSTPOW	50.000		

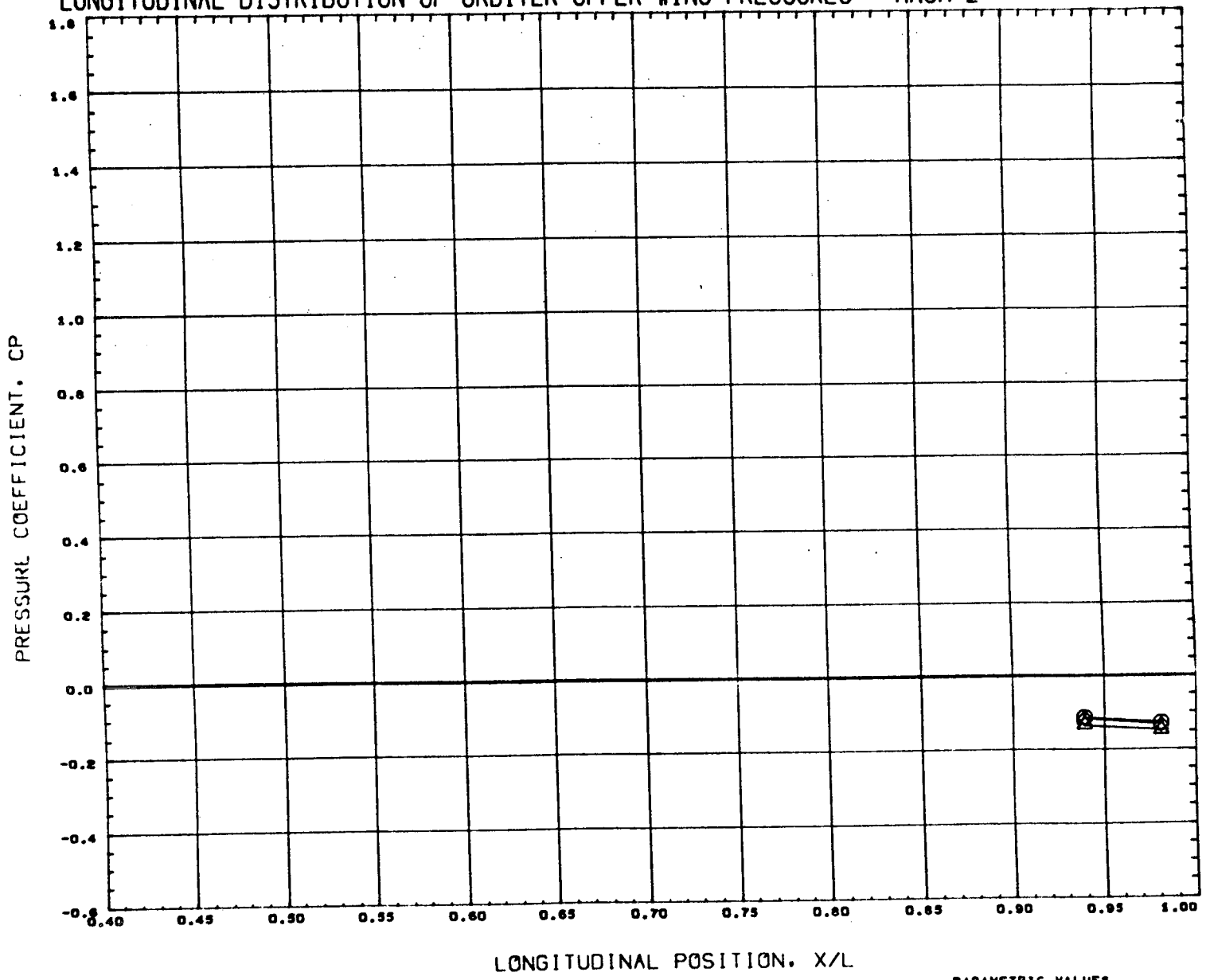
REFERENCE FILE

AEDC VA1163 MDAC ORBITER (UPPER WING)

•GT8242•

PAGE 227

# LONGITUDINAL DISTRIBUTION OF ORBITER UPPER WING PRESSURES - MACH 2



SYMBOL	DELTA X	Y/B	DELTA Z
○	0.144	0.399	0.228
△	0.103		
◇	0.226		

PARAMETRIC VALUES			
ALPHAB	4.926	MACH	2.000
ALPHA1	5.000	ORSPOW	100.000
BSTPOW	50.000		

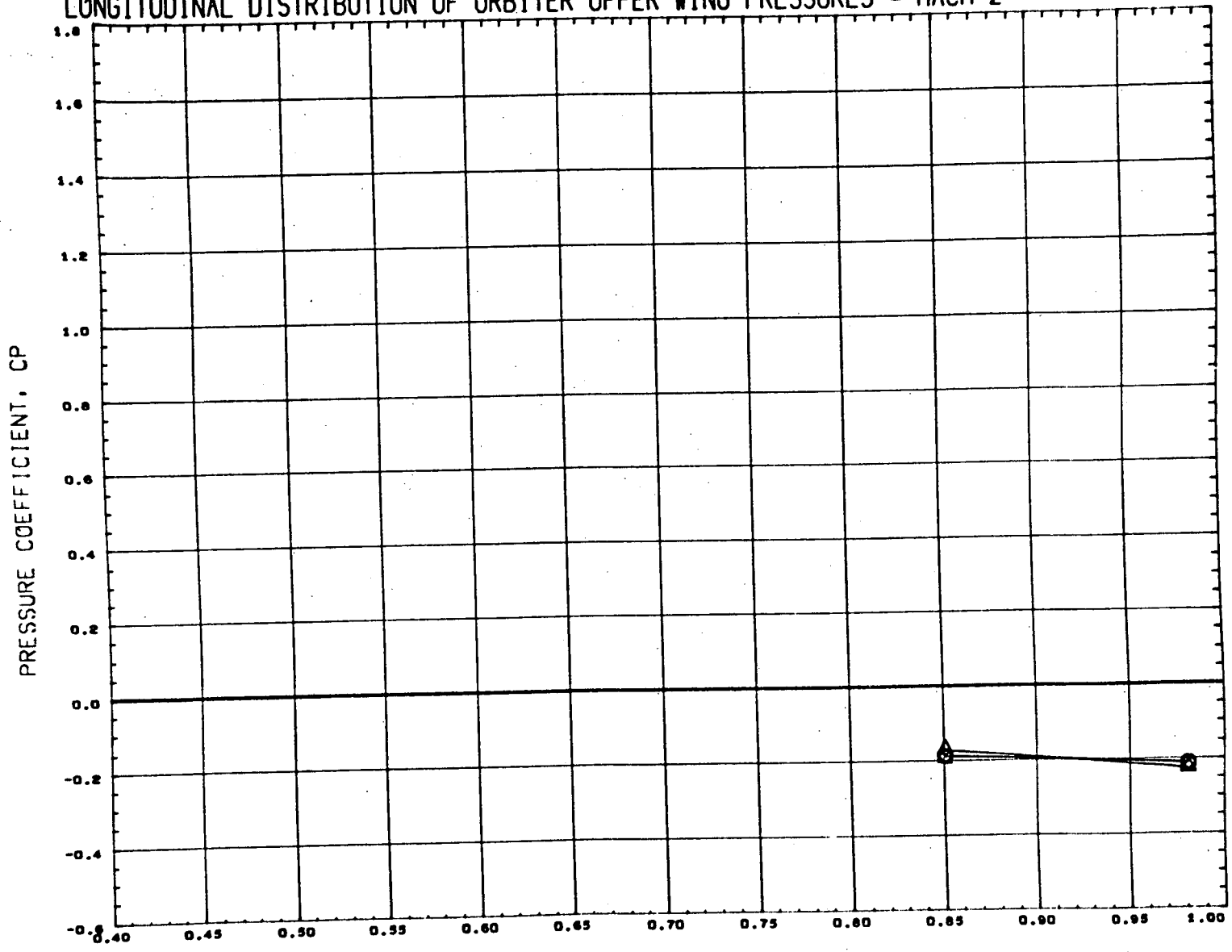
REFERENCE FILE

AEDC VA1163 MDAC ORBITER (UPPER WING)

•GT8242•

PAGE 228

# LONGITUDINAL DISTRIBUTION OF ORBITER UPPER WING PRESSURES - MACH 2



SYMBOL	DELTA X	Y/B	DELTA Z
○	0.145	0.209	0.151
△	0.103		
◇	0.226		

PARAMETRIC VALUES			
ALPHA B	0.018	MACH	2.000
ALPHA I	5.000	ORBPOW	100.000
BSTPOW	50.000		

REFERENCE FILE

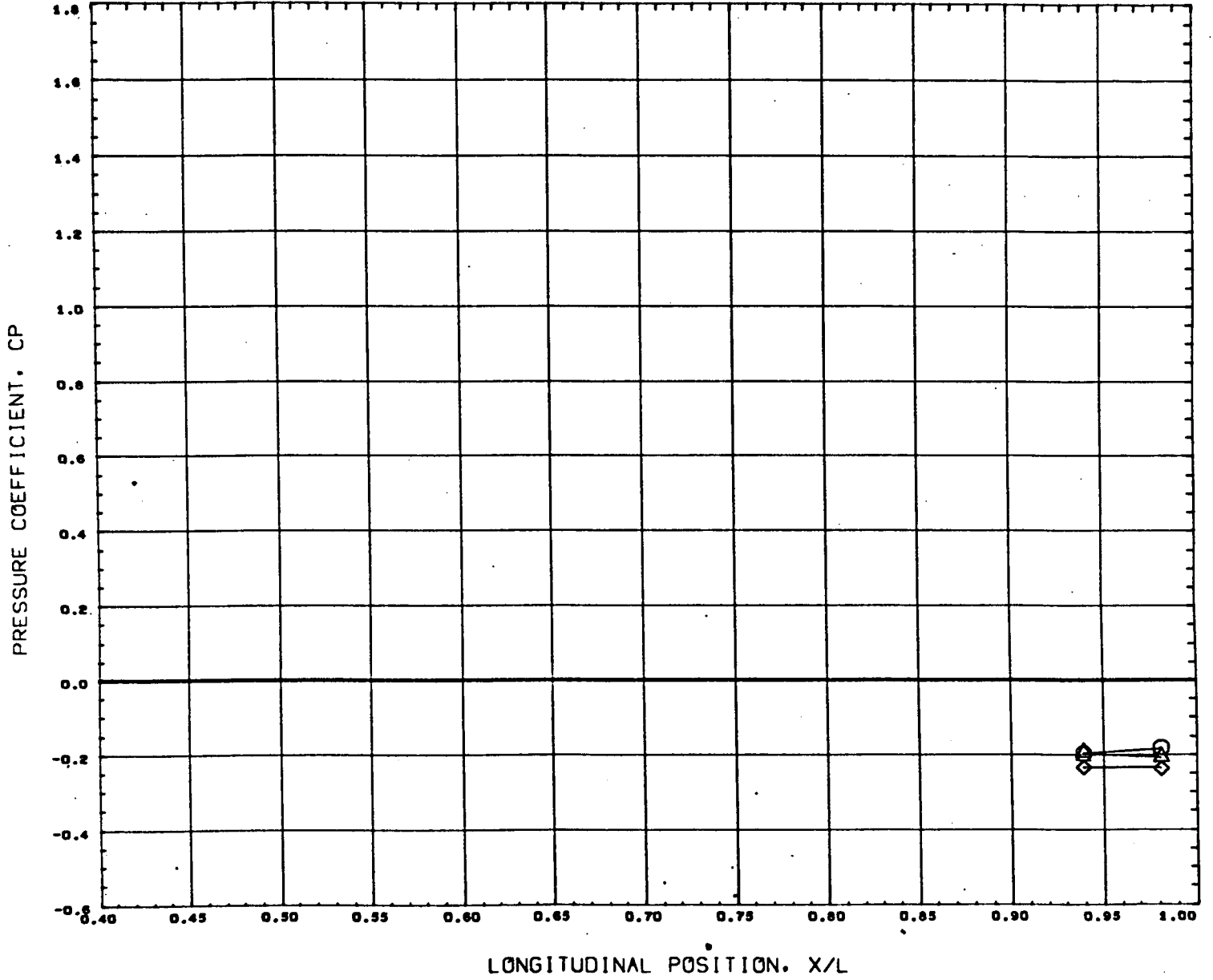
AEDC VA1163 MDAC ORBITER (UPPER WING)

•GT8243•

PAGE 229



# LONGITUDINAL DISTRIBUTION OF ORBITER UPPER WING PRESSURES - MACH 2



SYMBOL	DELTA X	Y/B	DELTA Z
○	0.143	0.399	0.151
△	0.103		
◇	0.226		

PARAMETRIC VALUES			
ALPHAB	0.016	MACH	2.000
ALPHA I	5.000	ORBPOW	100.000
BSTPOW	50.000		

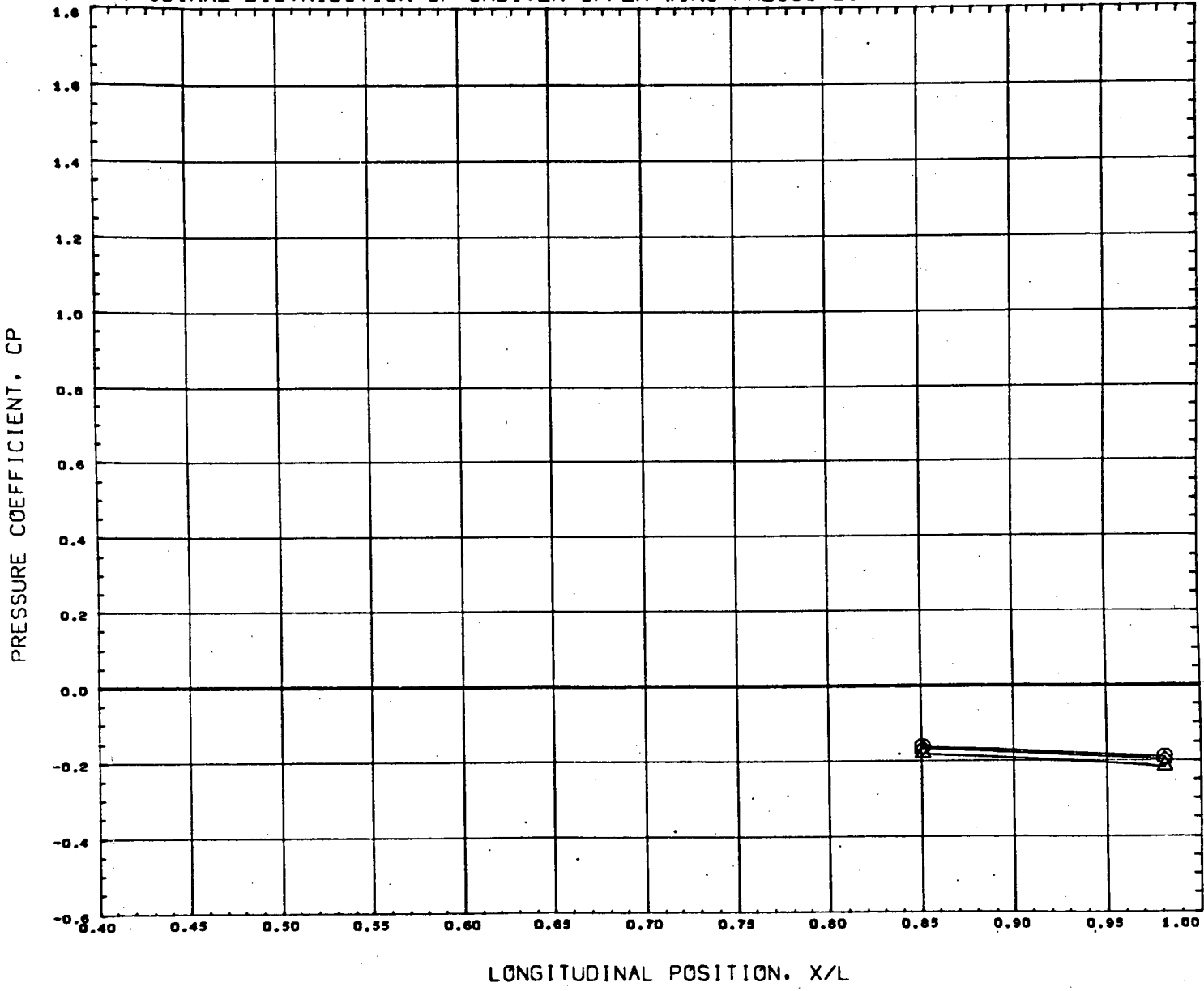
REFERENCE FILE

AEDC VA1163 MDAC ORBITER (UPPER WING)

•GT8243•

PAGE 230

# LONGITUDINAL DISTRIBUTION OF ORBITER UPPER WING PRESSURES - MACH 2

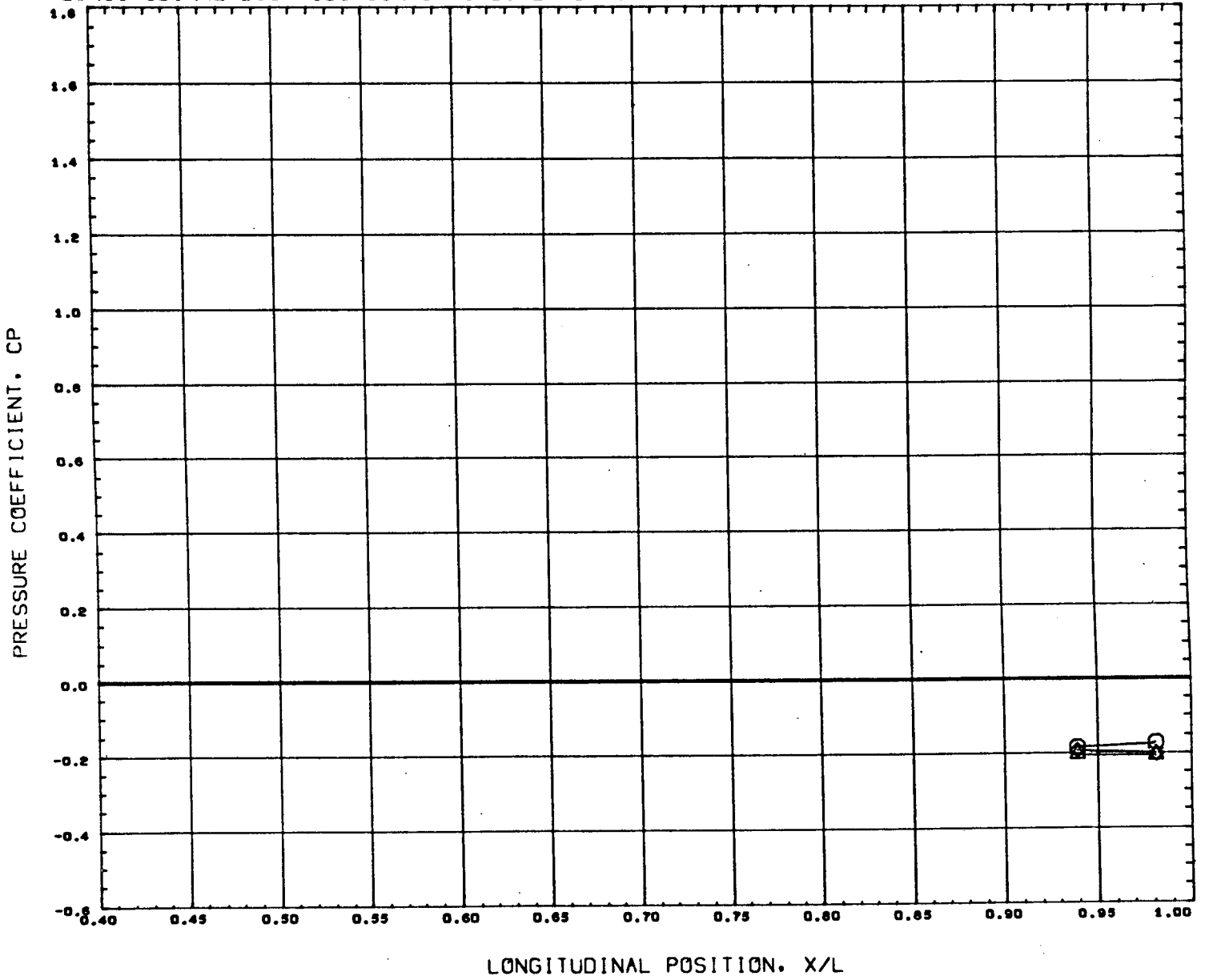


SYMBOL	DELTA X	Y/B	DELTA Z
○	0.144	0.269	0.226
△	0.103		
◇	0.226		

PARAMETRIC VALUES			
ALPHAB	0.018	MACH	2.000
ALPHA I	5.000	ORBPOW	100.000
BSTPOW	50.000		

REFERENCE FILE

# LONGITUDINAL DISTRIBUTION OF ORBITER UPPER WING PRESSURES - MACH 2



SYMBOL	DELTA X	Y/B	DELTA Z
○	0.144	0.399	0.226
△	0.103		
◇	0.226		

PARAMETRIC VALUES		
ALPHAB	0.018	MACH 2.000
ALPHA1	5.000	ORBPOW 100.000
BSTPOW	50.000	

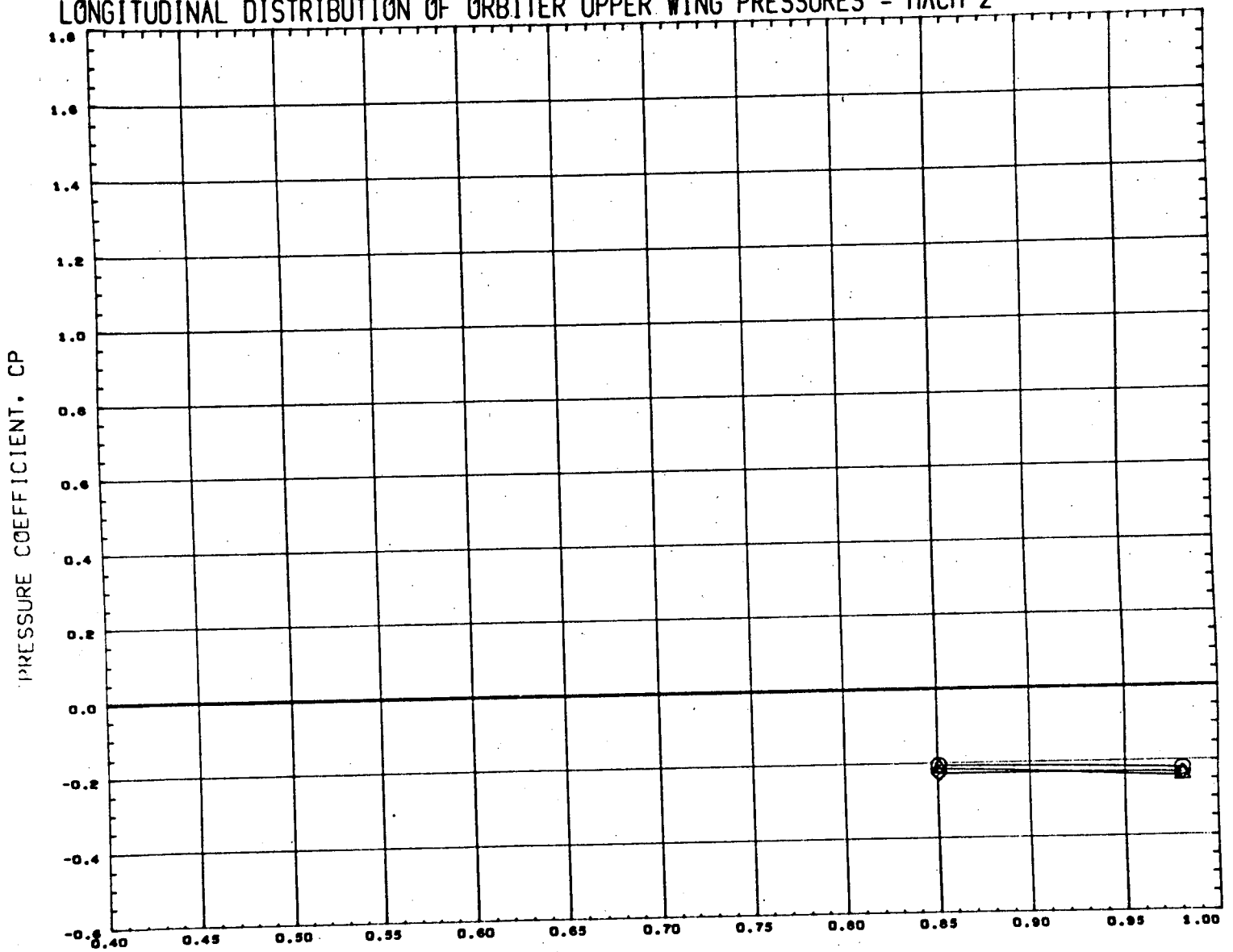
REFERENCE FILE

AEDC VA1163 MDAC ORBITER (UPPER WING)

•GT8243•

PAGE 232

# LONGITUDINAL DISTRIBUTION OF ORBITER UPPER WING PRESSURES - MACH 2



SYMBOL	DELTA X	Y/B	DELTA Z
○	0.143	0.269	0.151
△	0.103		
◇	0.226		

PARAMETRIC VALUES			
ALPHAB	5.006	MACH	2.000
ALPHA1	5.000	ORBPOW	100.000
BSTPOW	50.000		

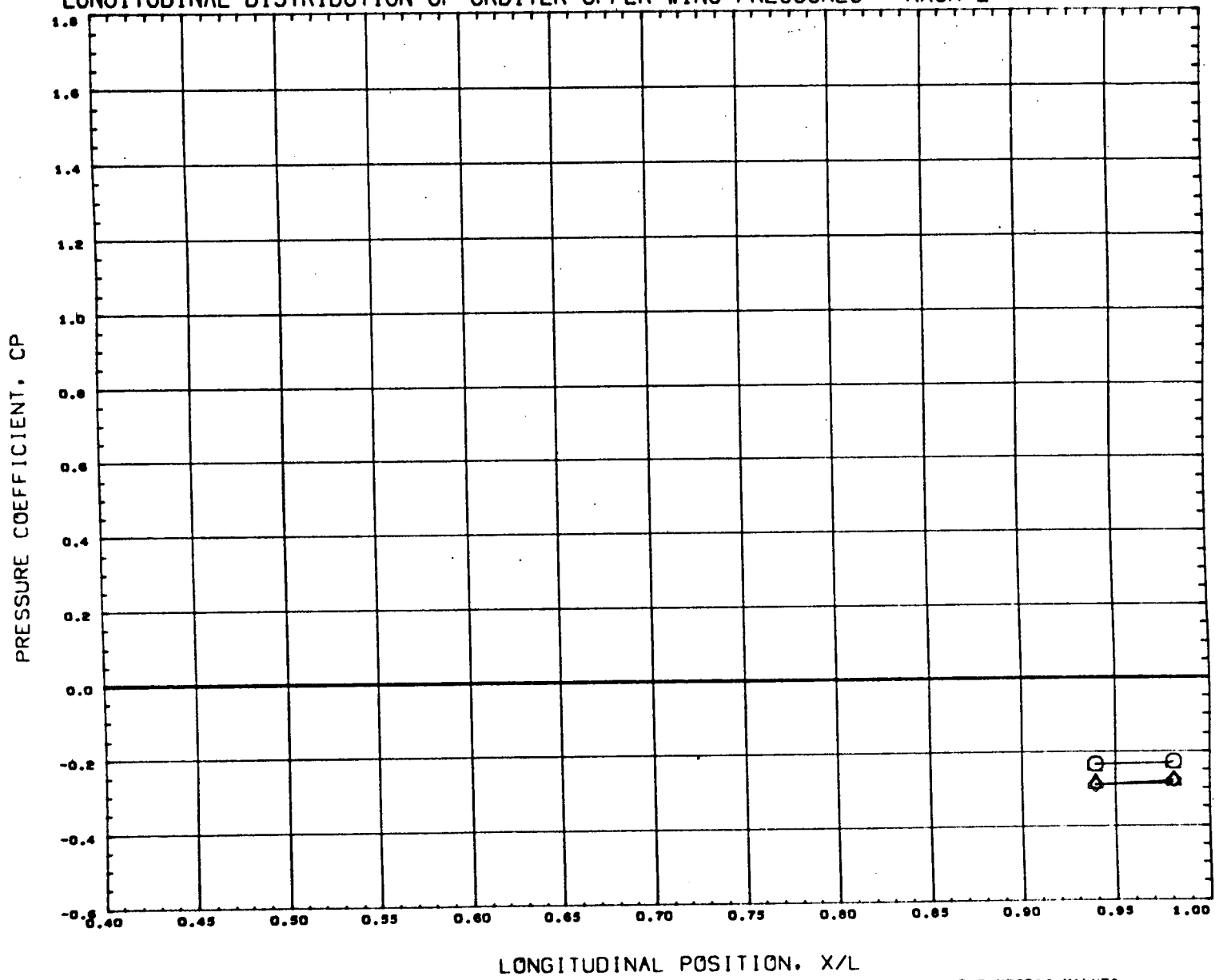
REFERENCE FILE

AEDC VA1163 MDAC ORBITER (UPPER WING)

•GT8244•

PAGE 233

# LONGITUDINAL DISTRIBUTION OF ORBITER UPPER WING PRESSURES - MACH 2

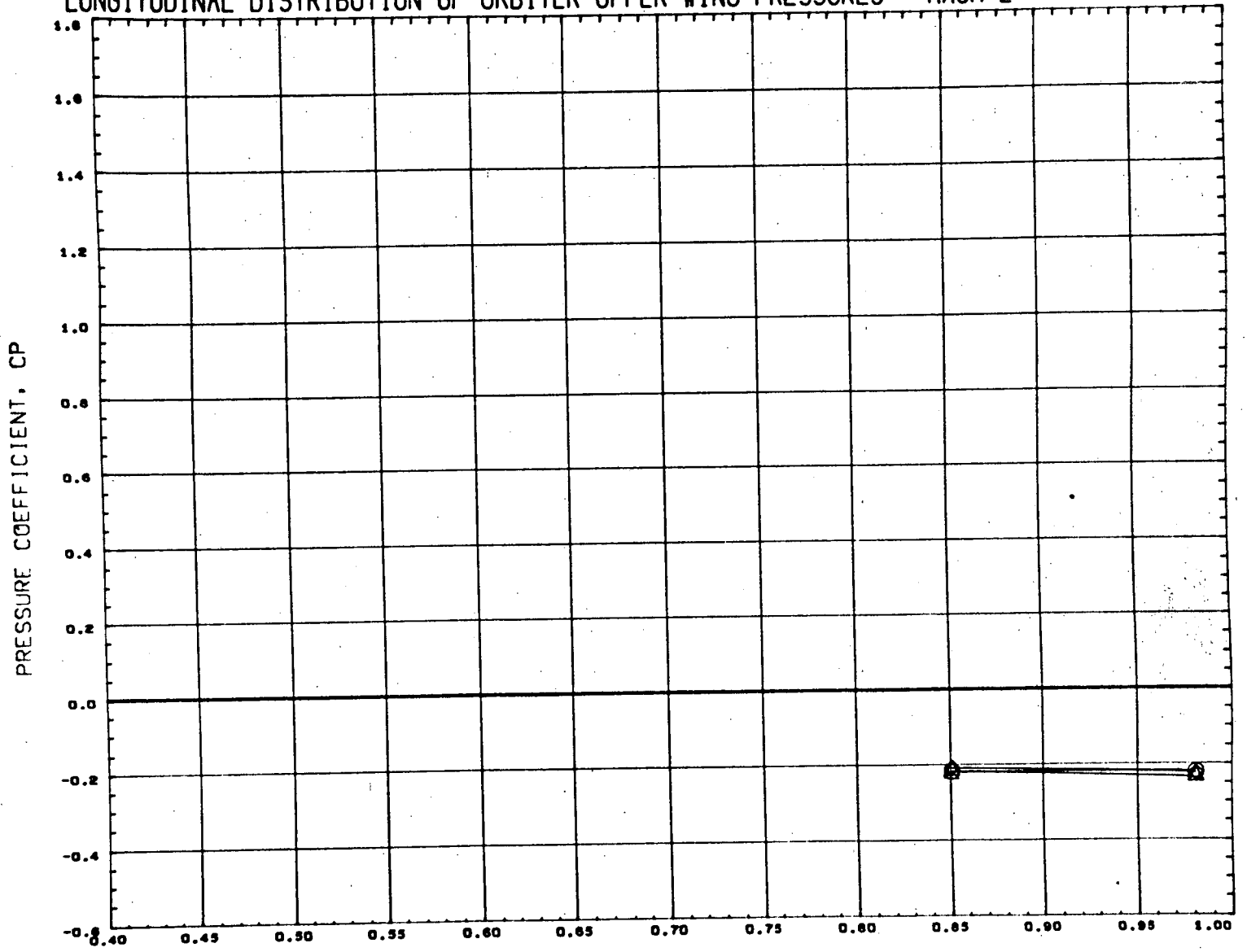


SYMBOL	DELTA X	Y/B	DELTA Z
○	0.143	0.399	0.151
△	0.103		
◇	0.226		

PARAMETRIC VALUES			
ALPHAB	5.008	MACH	2.000
ALPHA1	5.000	ORBPOW	100.000
BSTPOW	50.000		

REFERENCE FILE

# LONGITUDINAL DISTRIBUTION OF ORBITER UPPER WING PRESSURES - MACH 2



SYMBOL	DELTA X	Y/B	DELTA Z
○	0.144	0.269	0.228
△	0.103		
◇	0.226		

PARAMETRIC VALUES			
ALPHAB	5.008	MACH	2.000
ALPHAI	5.000	ORBPOW	100.000
BSTPOW	50.000		

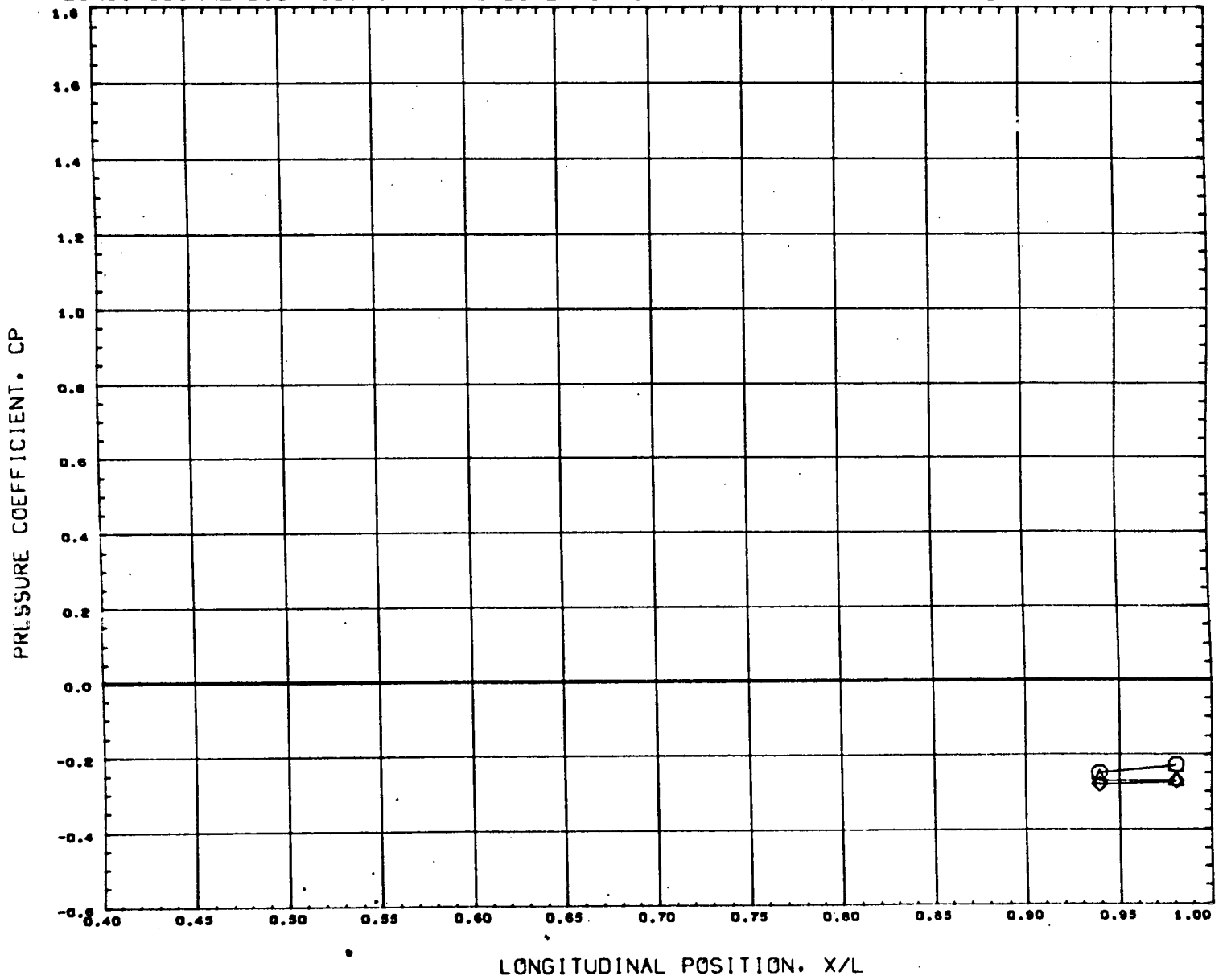
REFERENCE FILE

AEDC VA1163 MDAC ORBITER (UPPER WING)

•GT8244•

PAGE 235

# LONGITUDINAL DISTRIBUTION OF ORBITER UPPER WING PRESSURES - MACH 2

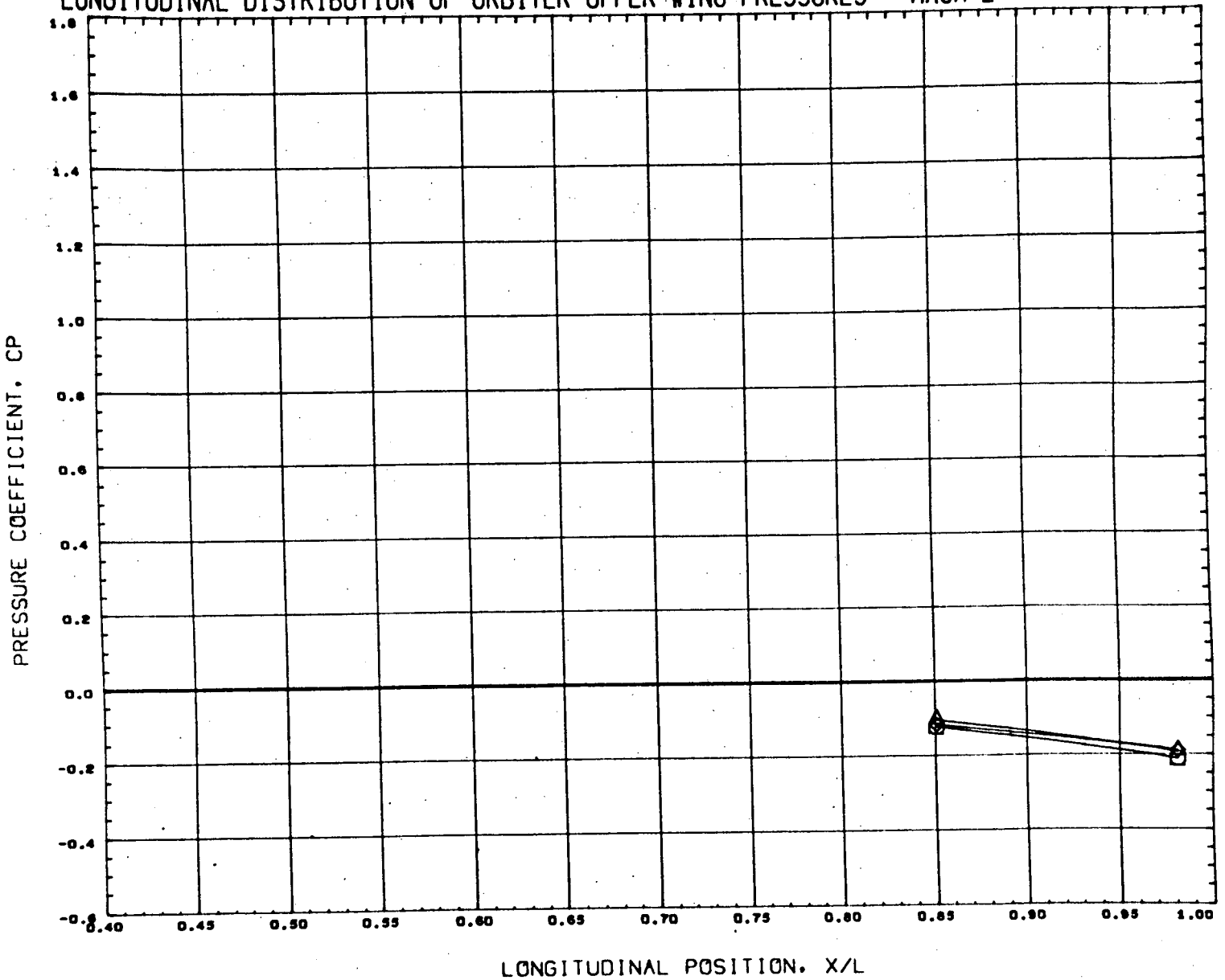


SYMBOL	DELTA X	Y/B	DELTA Z
○	0.144	0.399	0.226
△	0.103		
◇	0.226		

PARAMETRIC VALUES			
ALPHAB	5.008	MACH	2.000
ALPHA1	5.000	ORBPOW	100.000
BSTPOW	50.000		

REFERENCE FILE

# LONGITUDINAL DISTRIBUTION OF ORBITER UPPER WING PRESSURES - MACH 2



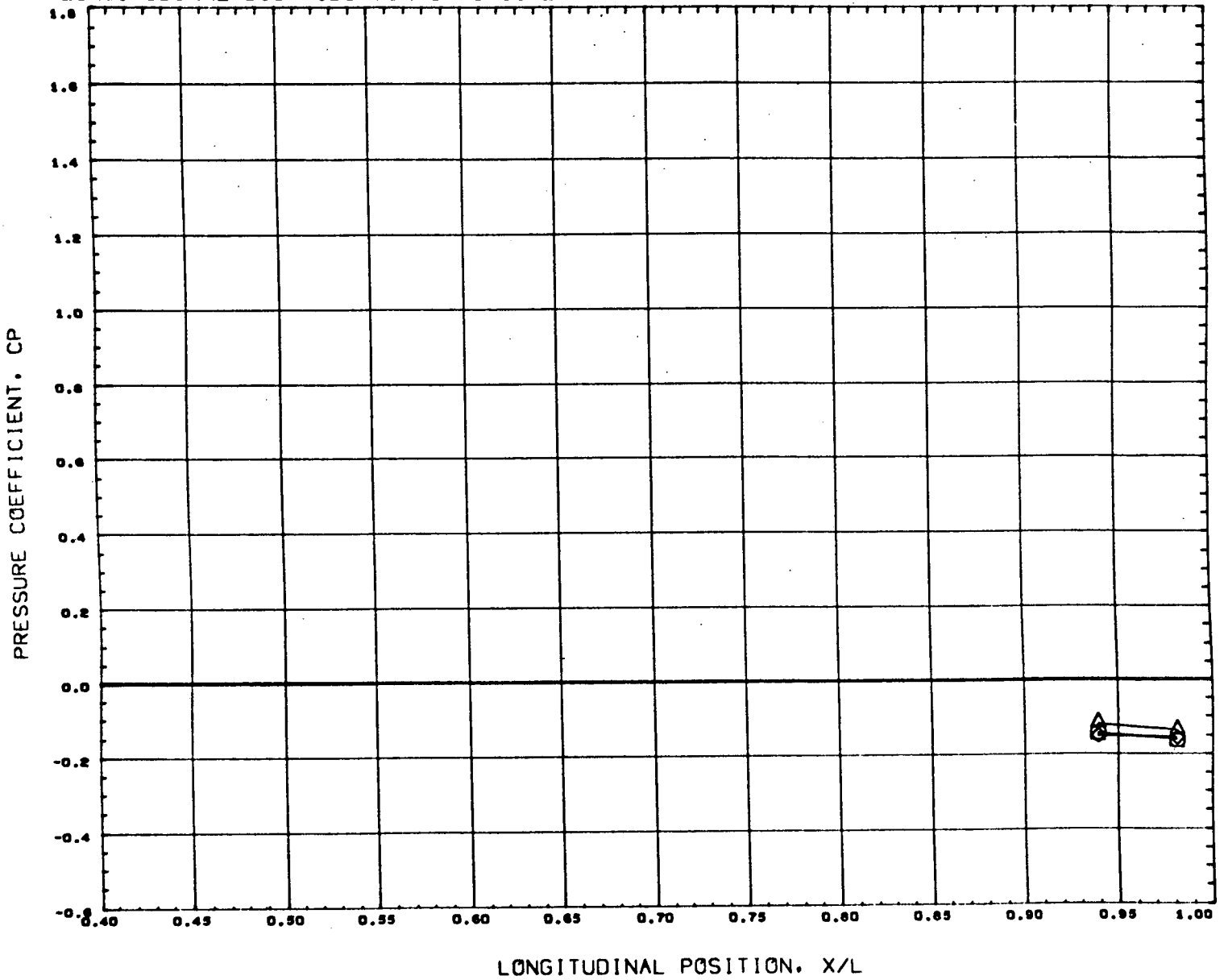
SYMBOL	DELTA X	Y/B	DELTA Z
○	0.144	0.289	0.151
△	0.103		
◇	0.226		

PARAMETRIC VALUES			
ALPHAB	4.933	MACH	2.000
ALPHAI	5.000	ORBPOW	0.000
BSTPOW	0.000		

REFERENCE FILE



# LONGITUDINAL DISTRIBUTION OF ORBITER UPPER WING PRESSURES - MACH 2



SYMBOL	DELTA X	Y/B	DELTA Z
○	0.144	0.399	0.191
△	0.103		
◇	0.226		

PARAMETRIC VALUES			
ALPHAB	4.933	MACH	2.000
ALPHA1	3.000	ORBPOW	0.000
BSTPOW	0.000		

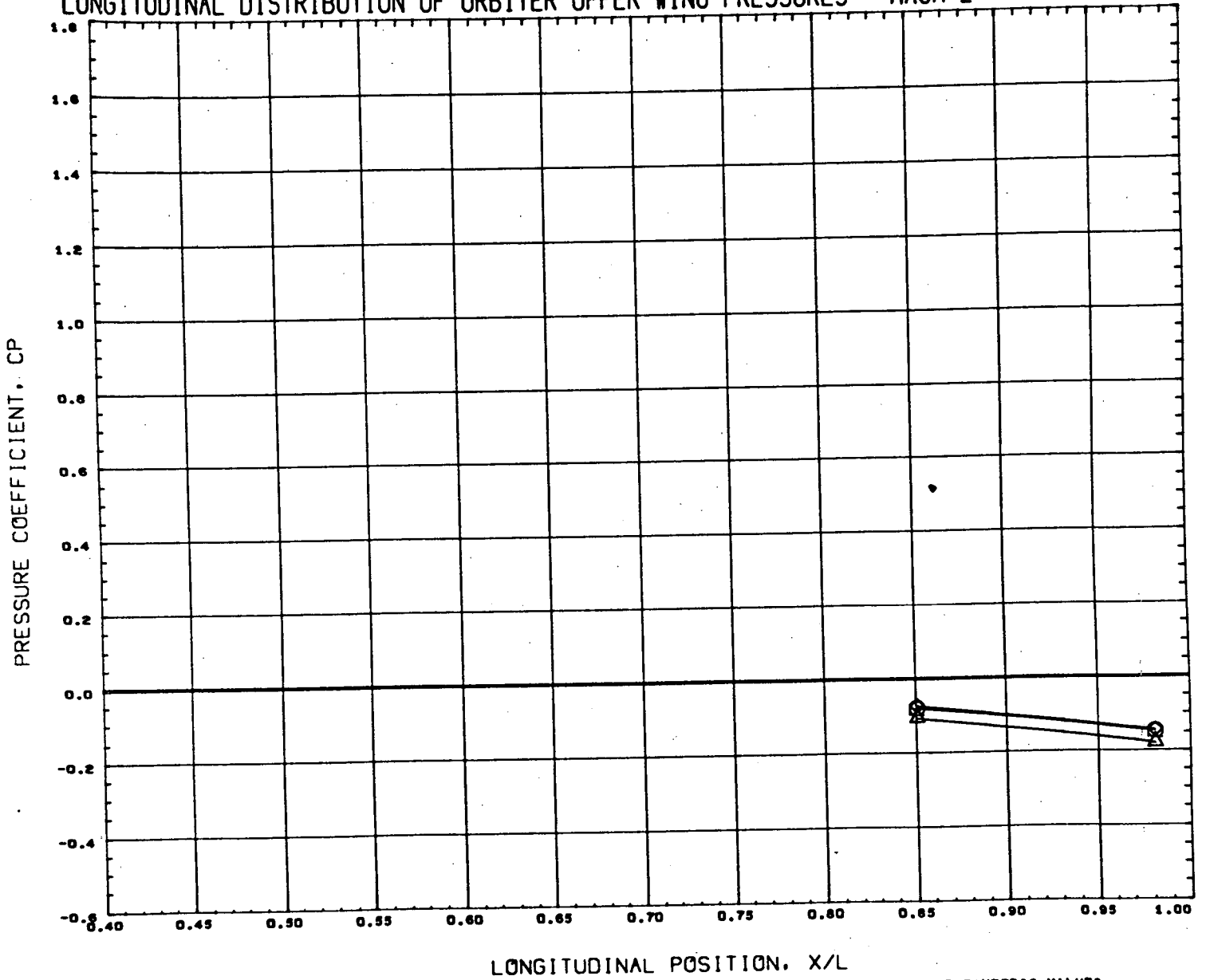
REFERENCE FILE

AEDC VA1163 MDAC ORBITER (UPPER WING)

•GT8252•

PAGE 238

# LONGITUDINAL DISTRIBUTION OF ORBITER UPPER WING PRESSURES - MACH 2



SYMBOL	DELTA X	Y/B	DELTA Z
○	0.144	0.269	0.226
△	0.103		
◇	0.226		

PARAMETRIC VALUES			
ALPHAB	4.933	MACH	2.000
ALPHAI	5.000	ORBPOW	0.000
BSTPOW	0.000		

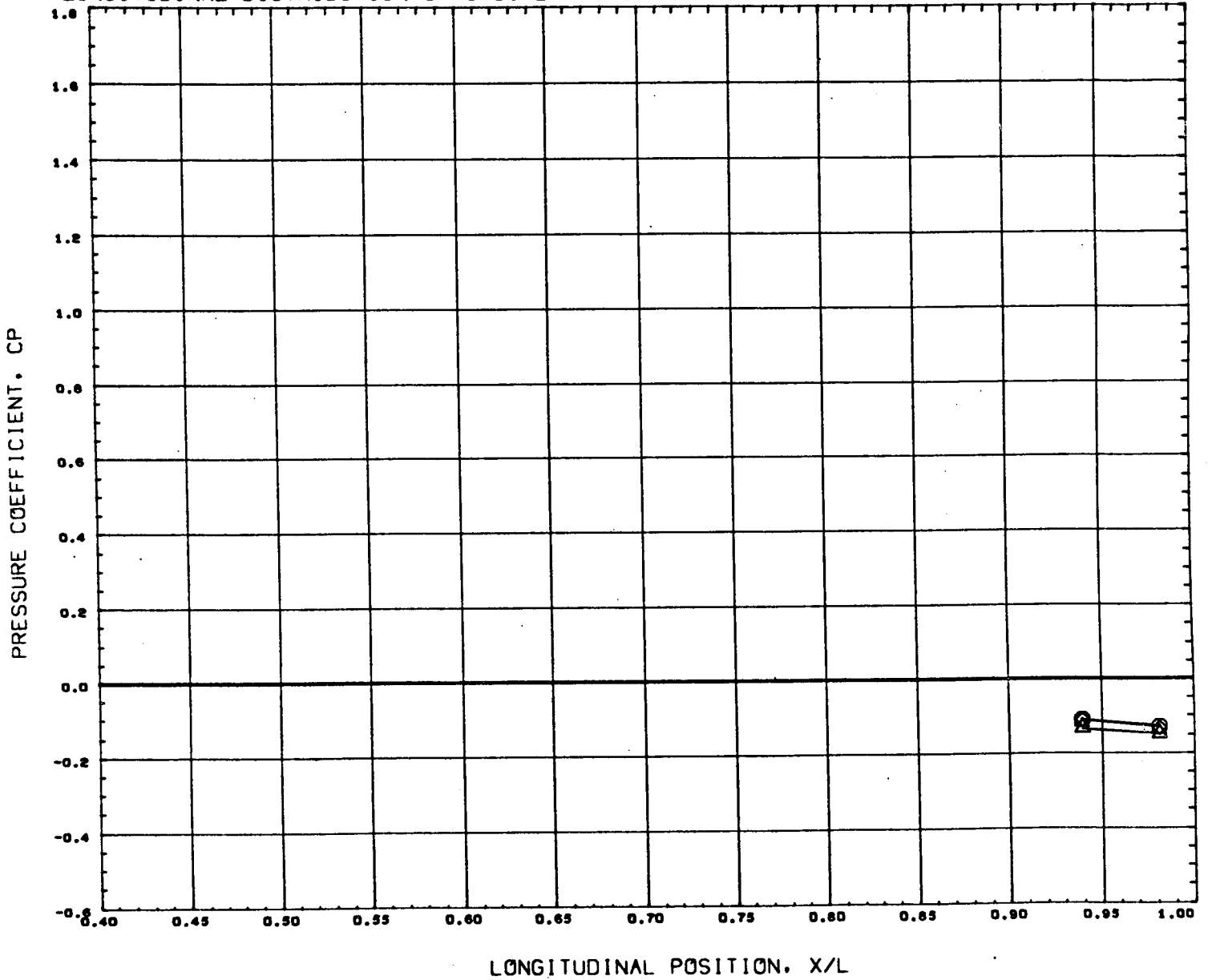
REFERENCE FILE

AEDC VA1163 MDAC ORBITER (UPPER WING)

•GT8252•

PAGE 239

# LONGITUDINAL DISTRIBUTION OF ORBITER UPPER WING PRESSURES - MACH 2



SYMBOL	DELTA X	Y/B	DELTA Z
○	0.144	0.399	0.228
△	0.103		
◇	0.228		

PARAMETRIC VALUES			
ALPHAB	4.933	MACH	2.000
ALPHA I	5.000	ORBPOW	0.000
BSTPOW	0.000		

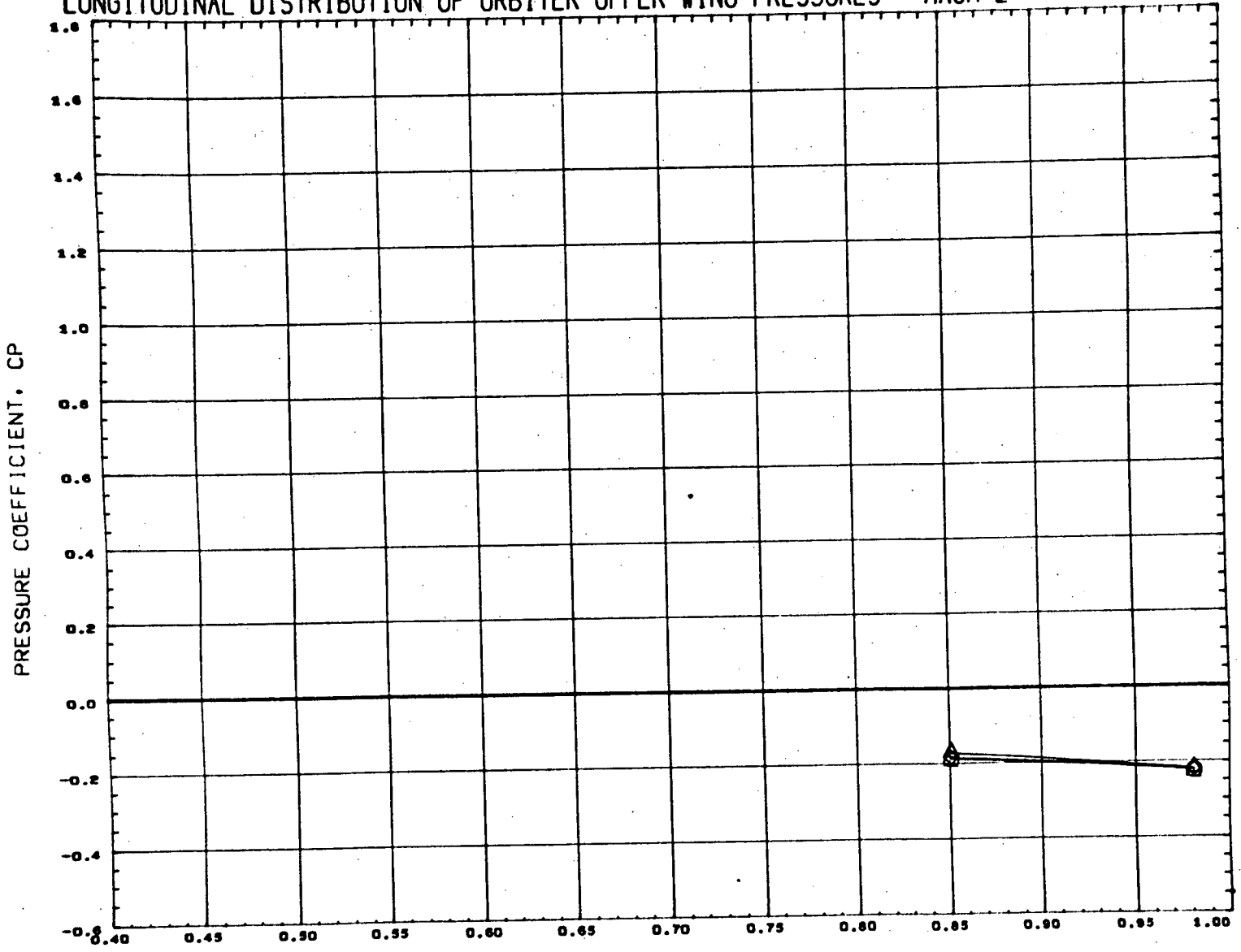
REFERENCE FILE

AEDC VA1163 MDAC ORBITER (UPPER WING)

•GT8252•

PAGE 240

# LONGITUDINAL DISTRIBUTION OF ORBITER UPPER WING PRESSURES - MACH 2



LONGITUDINAL POSITION, X/L

SYMBOL	DELTA X	Y/B	DELTA Z
○	0.144	0.289	0.151
△	0.103		
◇	0.226		

PARAMETRIC VALUES			
ALPHAB	0.016	MACH	2.000
ALPHA I	9.000	ORBPW	0.000
BSTPW	0.000		

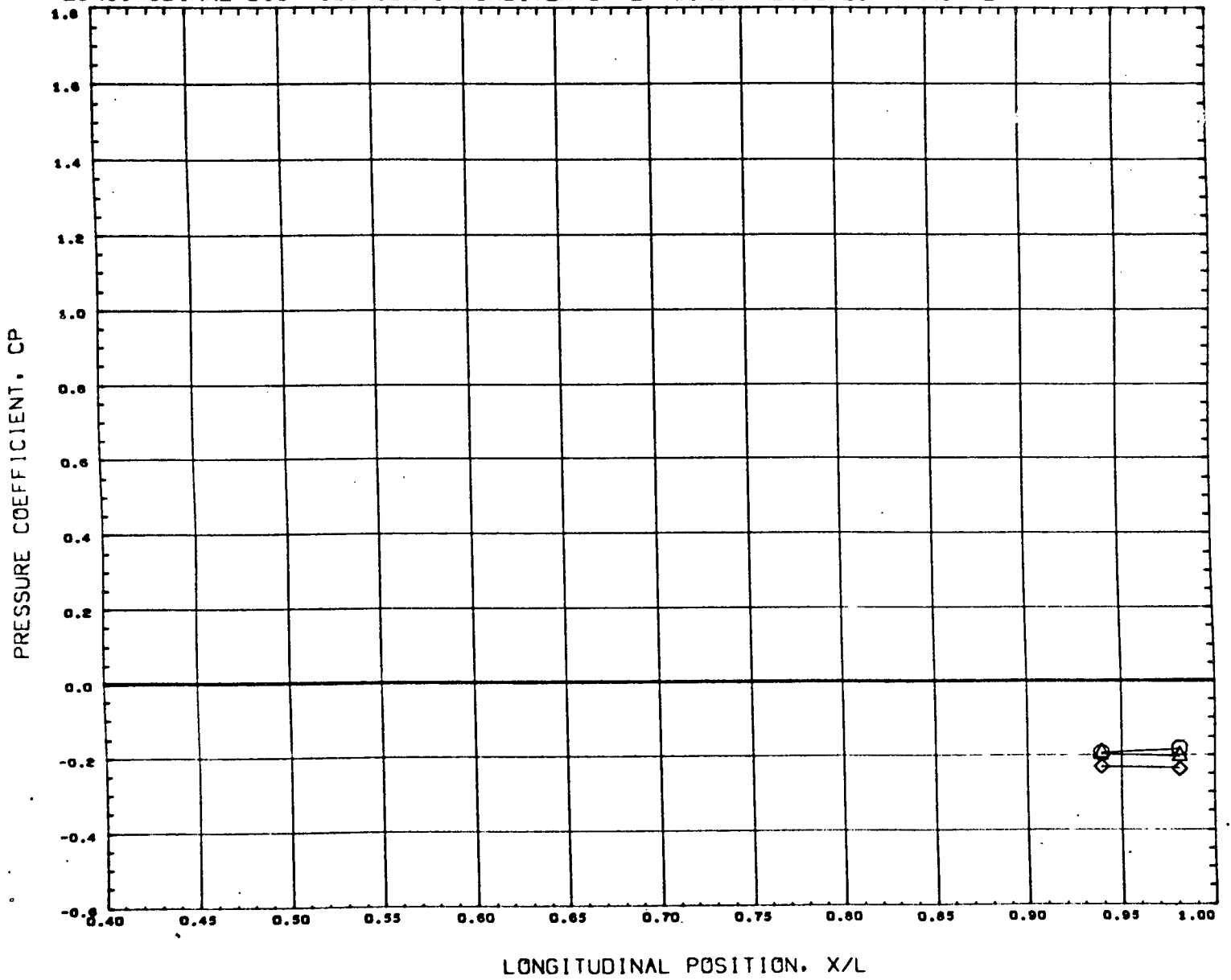
REFERENCE FILE

AEDC VA1163 MDAC ORBITER (UPPER WING)

•GT8253•

PAGE 241

# LONGITUDINAL DISTRIBUTION OF ORBITER UPPER WING PRESSURES - MACH 2



SYMBOL	DELTA X	Y/B	DELTA Z
○	0.144	0.399	0.151
△	0.103		
◇	0.226		

PARAMETRIC VALUES			
ALPHAB	0.016	MACH	2.000
ALPHA1	5.000	CRSPOW	0.000
BSTPOW	0.000		

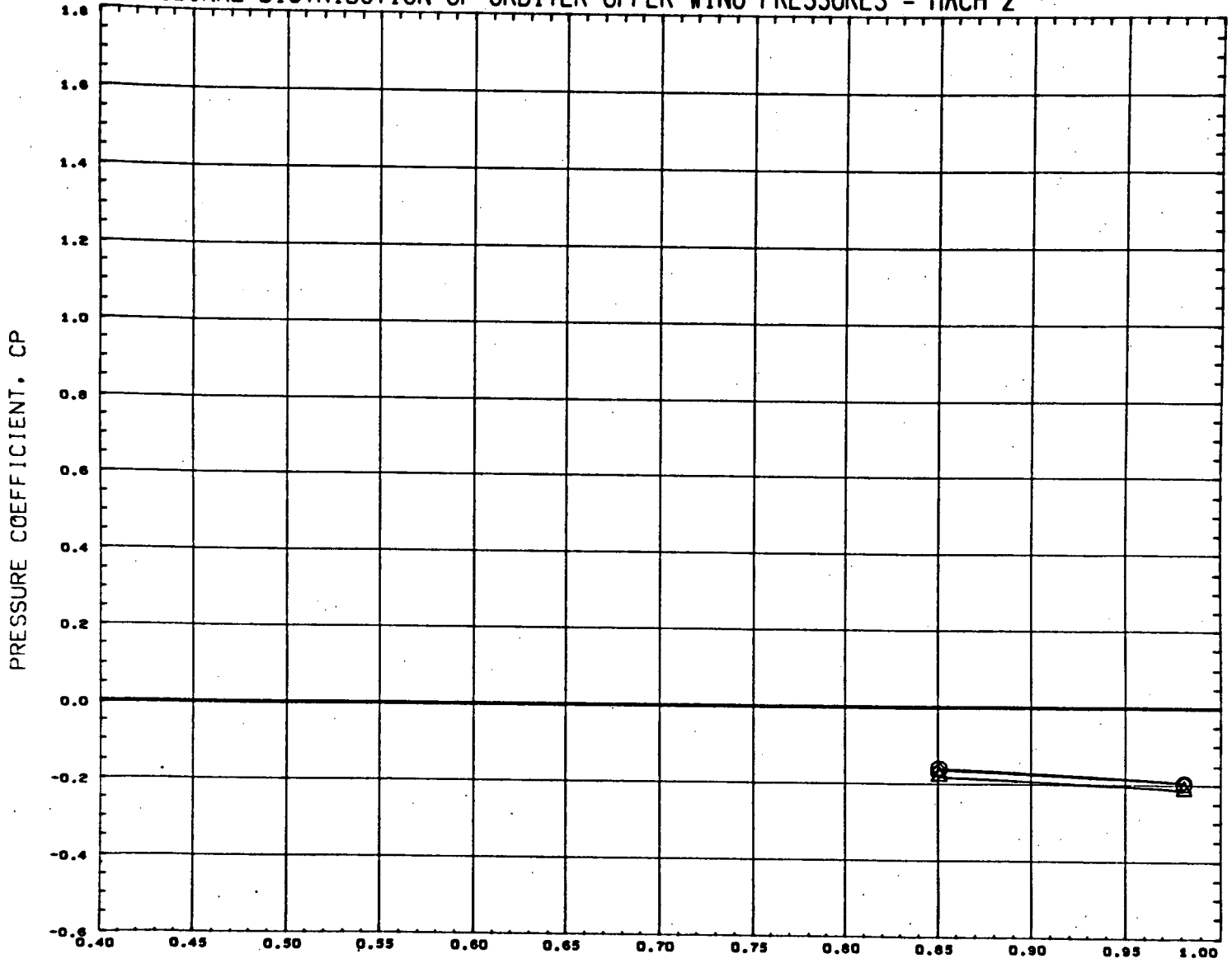
REFERENCE FILE

AEDC VA1163 MDAC ORBITER (UPPER WING)

•GT8253•

PAGE 242

# LONGITUDINAL DISTRIBUTION OF ORBITER UPPER WING PRESSURES - MACH 2

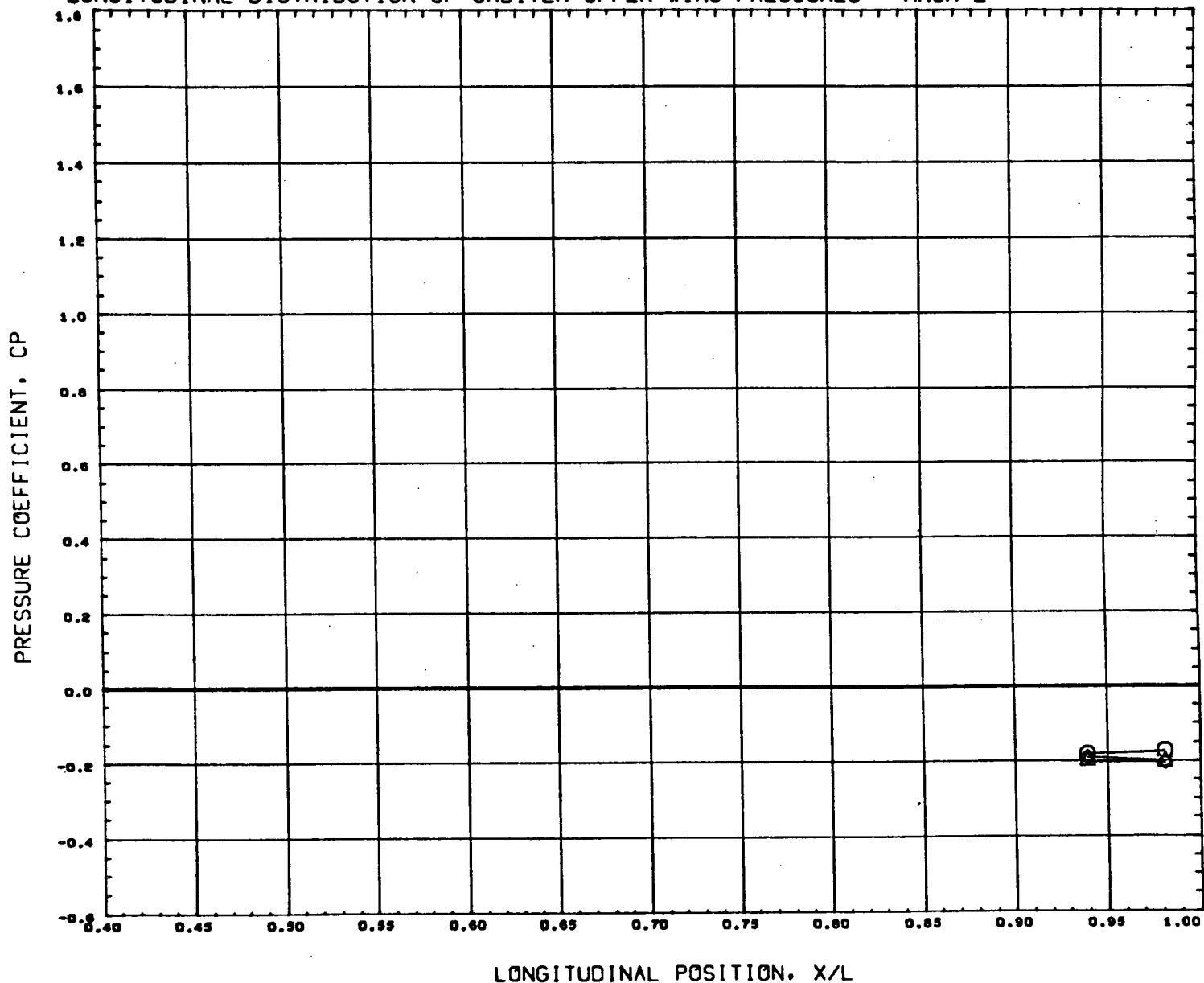


SYMBOL	DELTA X	Y/B	DELTA Z
○	0.144	0.269	0.226
△	0.103		
◇	0.226		

PARAMETRIC VALUES			
ALPHAB	0.016	MACH	2.000
ALPHAI	9.000	ORSPW	0.000
BSTPW	0.000		

REFERENCE FILE

# LONGITUDINAL DISTRIBUTION OF ORBITER UPPER WING PRESSURES - MACH 2

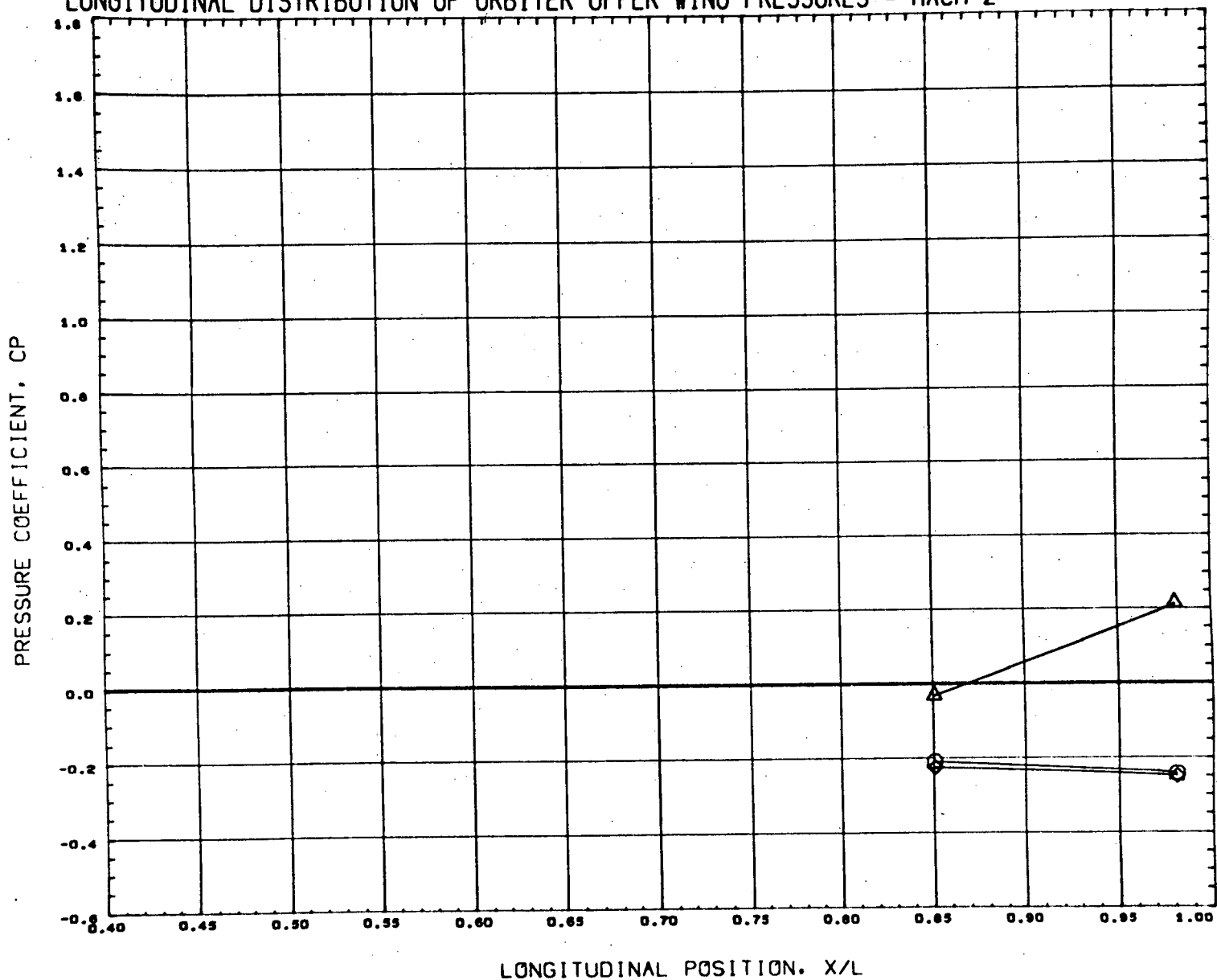


SYMBOL	DELTA X	Y/B	DELTA Z
○	0.144	0.399	0.228
△	0.103		
◇	0.226		

PARAMETRIC VALUES		
ALPHAB	0.016	MACH 2.000
ALPHA I	5.000	ORBPOW 0.000
BSTPOW	0.000	

REFERENCE FILE

# LONGITUDINAL DISTRIBUTION OF ORBITER UPPER WING PRESSURES - MACH 2



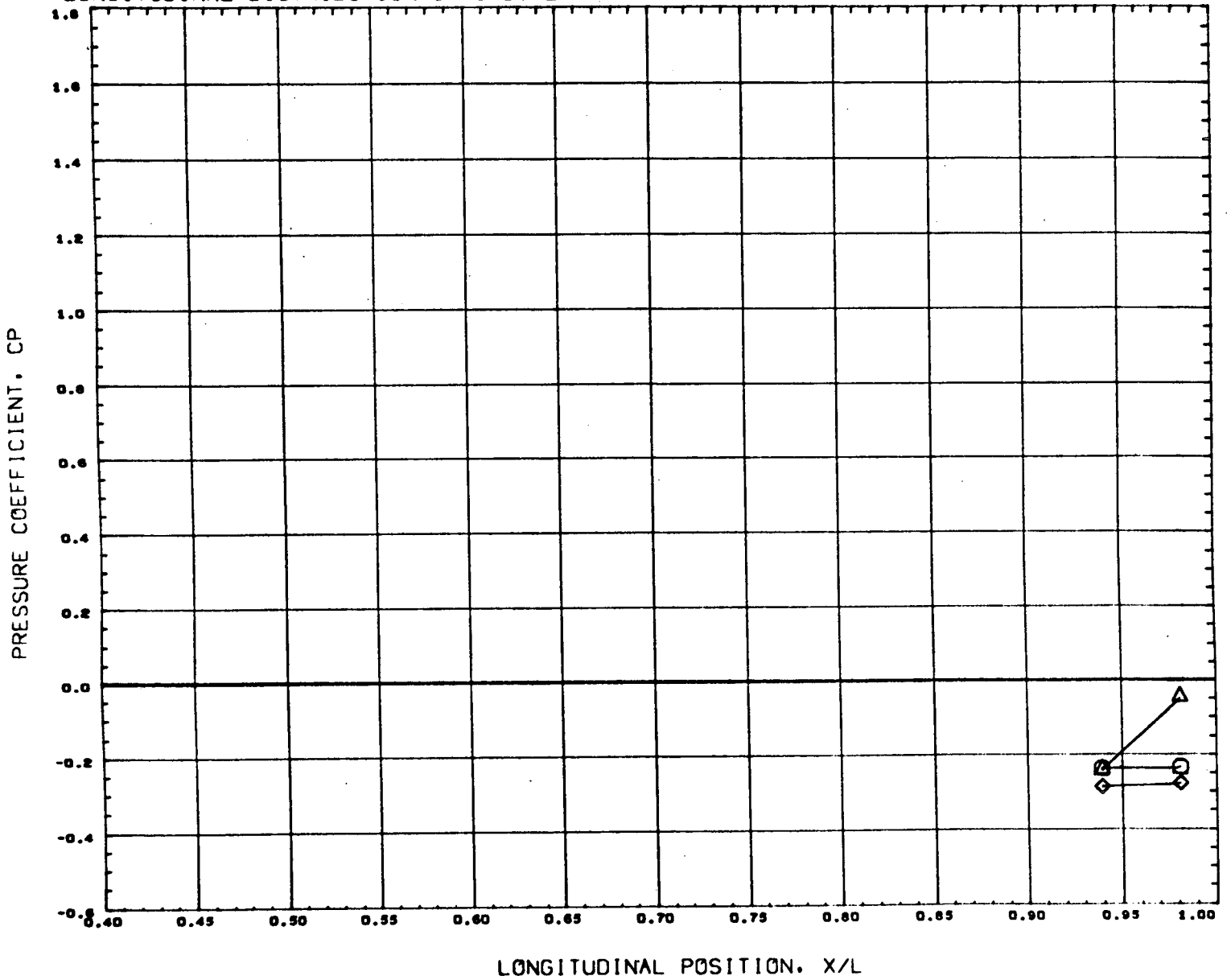
SYMBOL	DELTA X	Y/B	DELTA Z
○	0.144	0.269	0.151
△	0.103		
◇	0.226		

PARAMETRIC VALUES			
ALPHAB	5.010	MACH	2.000
ALPHAI	5.000	ORBPOW	0.000
BSTPOW	0.000		

REFERENCE FILE



# LONGITUDINAL DISTRIBUTION OF ORBITER UPPER WING PRESSURES - MACH 2



SYMBOL	DELTA X	Y/B	DELTA Z
○	0.144	0.399	0.151
△	0.103		
◇	0.226		

PARAMETRIC VALUES			
ALPHAB	5.010	MACH	2.000
ALPHA1	5.000	ORBPOW	0.000
BSTPOW	0.000		

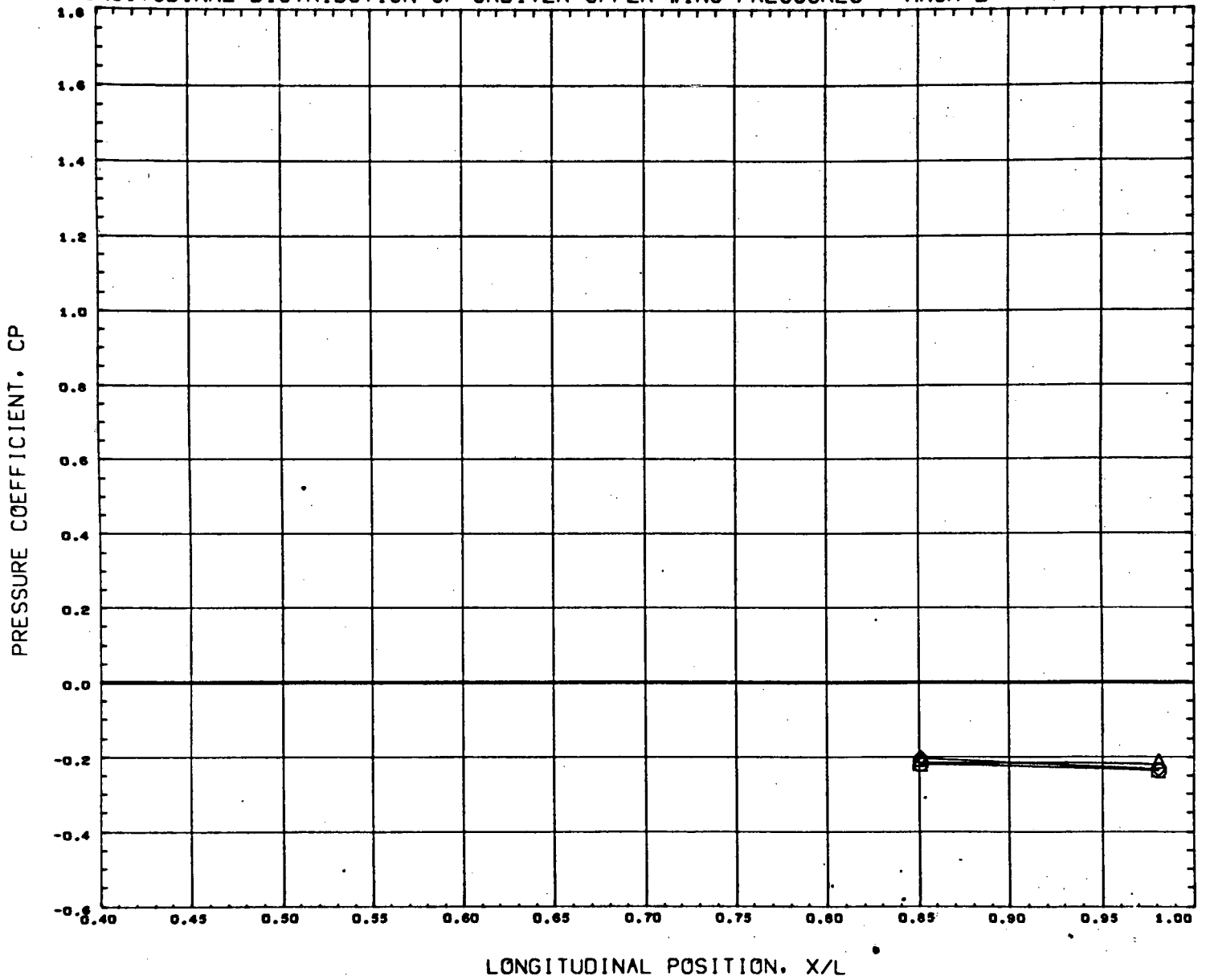
REFERENCE FILE

AEDC VA1163 MDAC ORBITER (UPPER WING)

•GT8254•

PAGE 246

# LONGITUDINAL DISTRIBUTION OF ORBITER UPPER WING PRESSURES - MACH 2

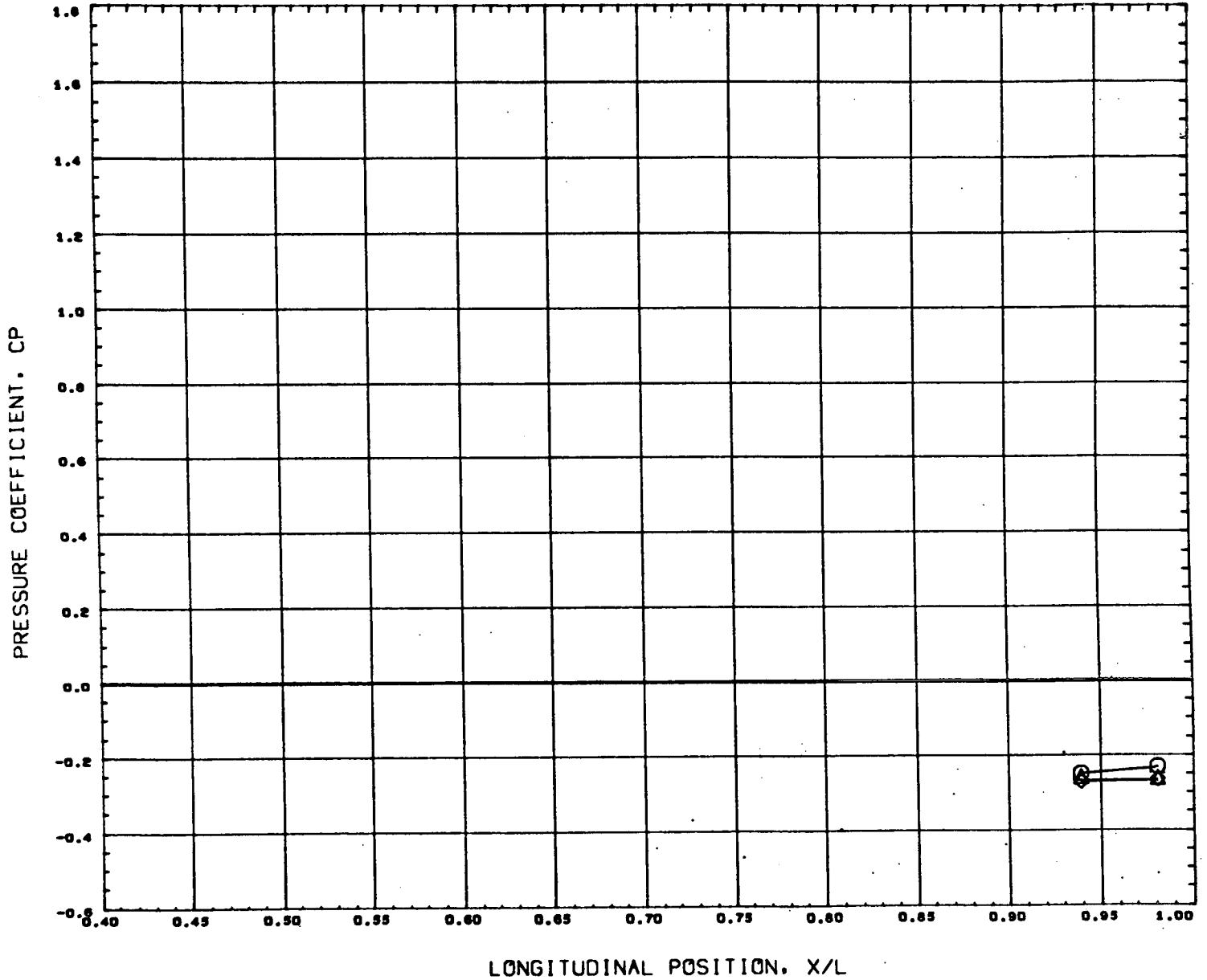


SYMBOL	DELTA X	Y/B	DELTA Z
○	0.144	0.269	0.226
△	0.103		
◇	0.226		

PARAMETRIC VALUES		
ALPHAB	5.010	MACH 2.000
ALPHA1	5.000	ORBPOW 0.000
BSTPOW	0.000	

REFERENCE FILE

# LONGITUDINAL DISTRIBUTION OF ORBITER UPPER WING PRESSURES - MACH 2

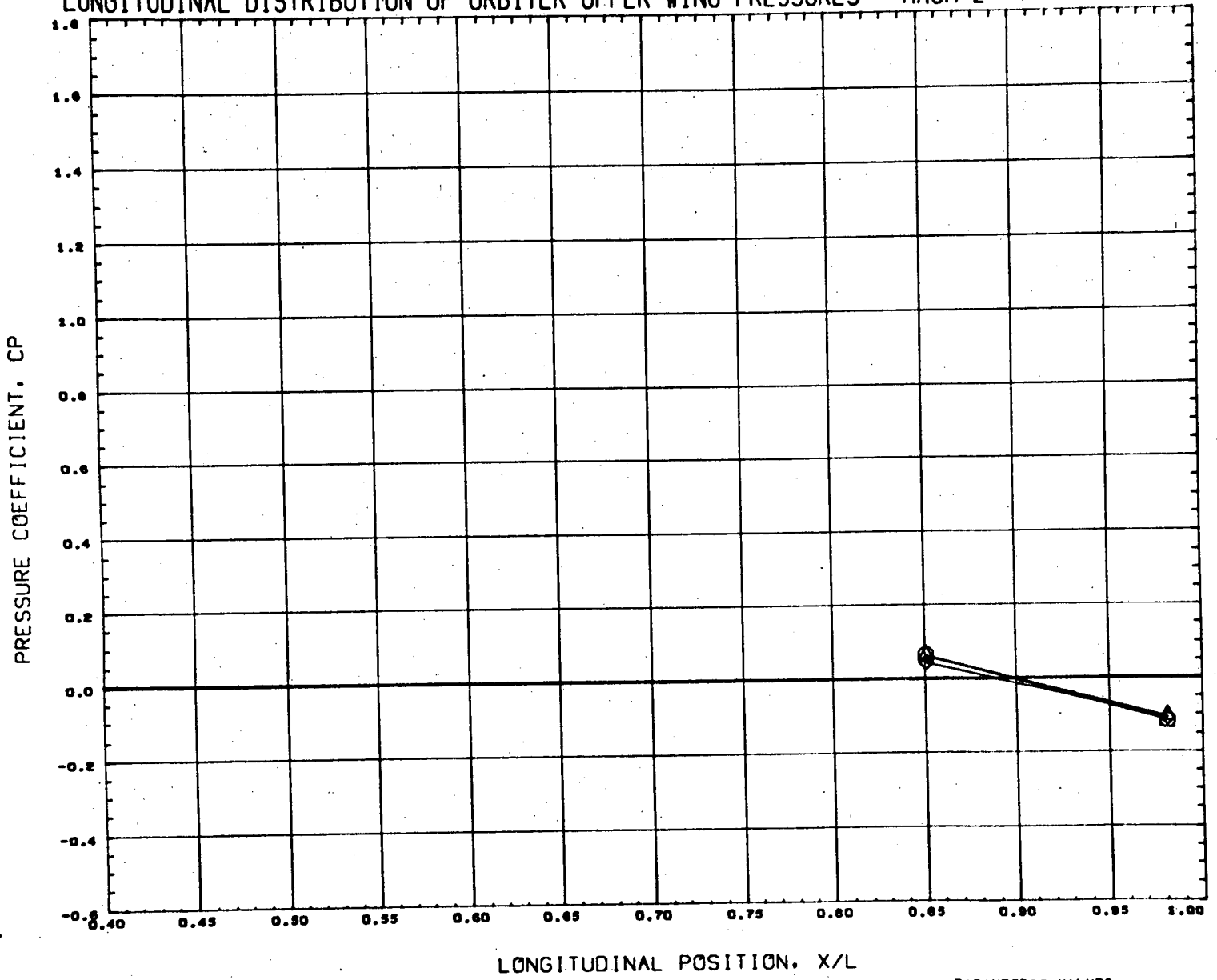


SYMBOL	DELTA X	Y/B	DELTA Z
○	0.144	0.399	0.228
△	0.103		
◇	0.226		

PARAMETRIC VALUES			
ALPHAB	5.010	MACH	2.000
ALPHAT	5.000	ORBPOW	0.000
BSTPOW	0.000		

REFERENCE FILE

LONGITUDINAL DISTRIBUTION OF ORBITER UPPER WING PRESSURES - MACH 2

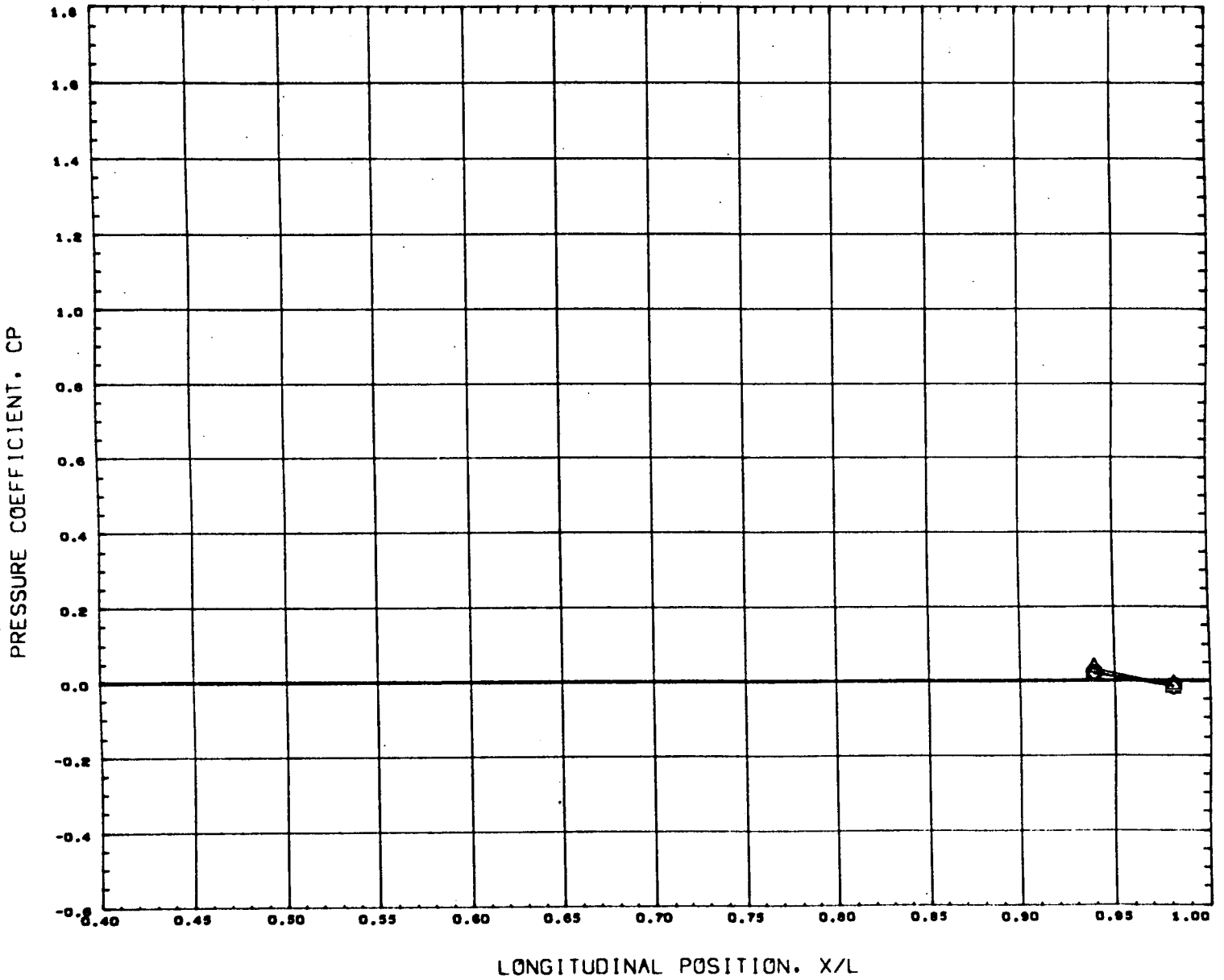


SYMBOL	DELTA X	Y/B	DELTA Z
○	0.041	0.289	0.106
△	0.103		
◇	0.164		

PARAMETRIC VALUES			
ALPHAB	- 9.930	MACH	2.000
ALPHAT	0.000	ORBPOW	0.000
BSTPOW	100.000		

REFERENCE FILE

# LONGITUDINAL DISTRIBUTION OF ORBITER UPPER WING PRESSURES - MACH 2



SYMBOL	DELTA X	Y/B	DELTA Z
○	0.041	0.399	0.106
△	0.103		
◇	0.164		

PARAMETRIC VALUES			
ALPHAB	- 9.930	MACH	2.000
ALPHA1	0.000	ORBPOW	0.000
BSTPOW	100.000		

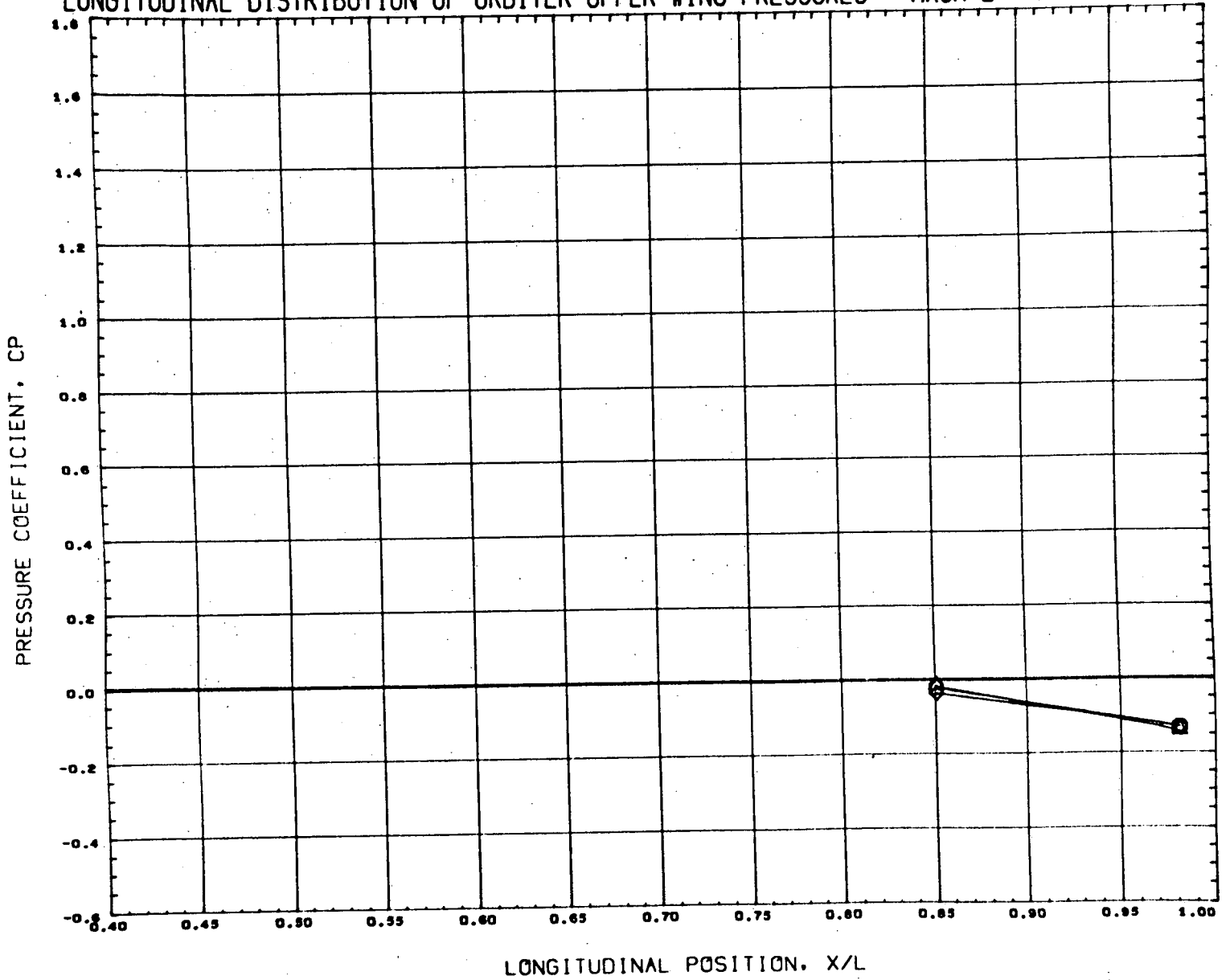
REFERENCE FILE

AEDC VA1163 MDAC ORBITER (UPPER WING)

•GT8261•

PAGE 250

# LONGITUDINAL DISTRIBUTION OF ORBITER UPPER WING PRESSURES - MACH 2



SYMBOL	DELTA X	Y/B	DELTA Z
○	0.041	0.289	0.106
△	0.103		
◇	0.164		

PARAMETRIC VALUES			
ALPHAB	- 4.906	MACH	2.000
ALPHA I	0.000	ORBPOW	0.000
BSTPOW	100.000		

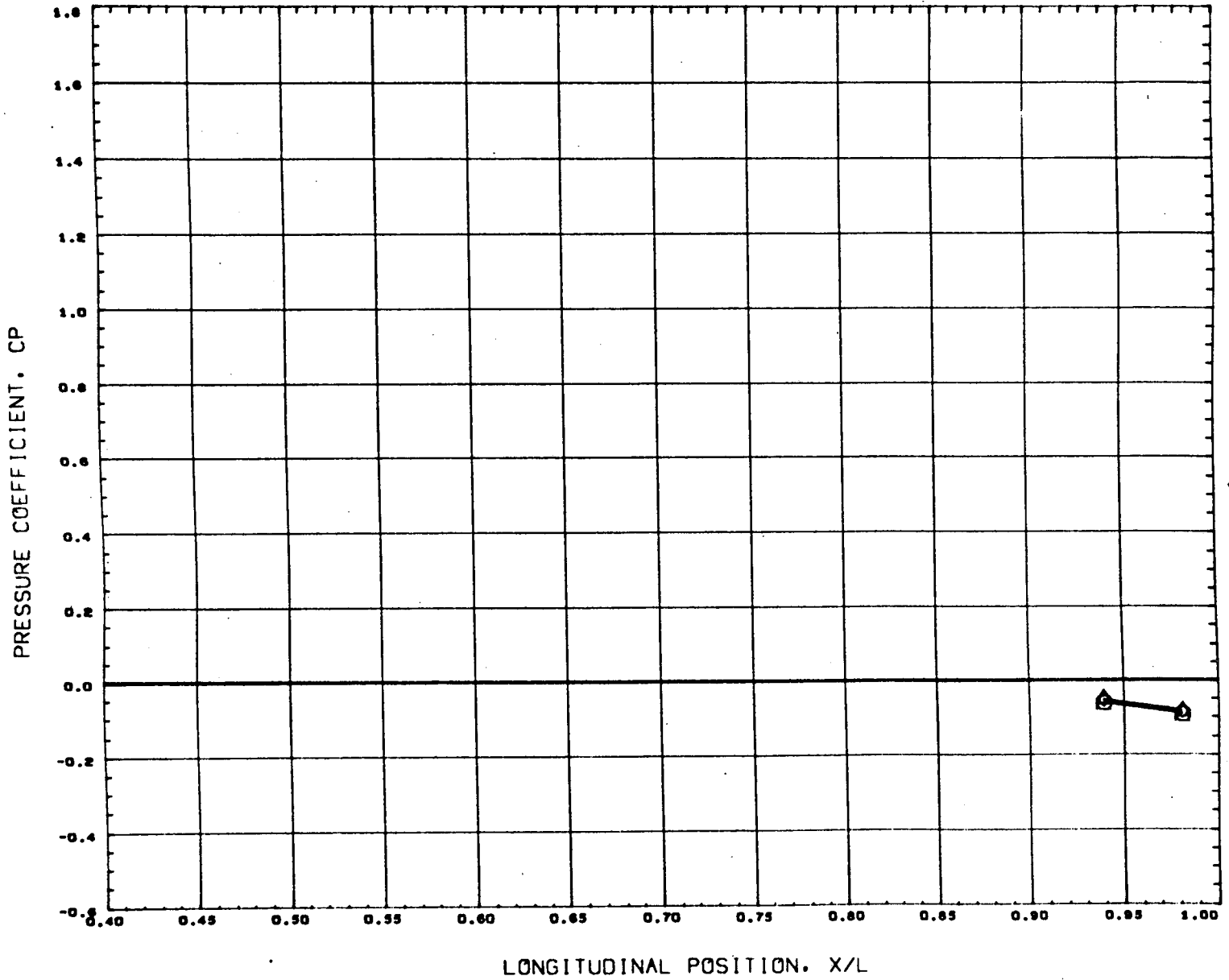
REFERENCE FILE

AEDC VA1163 MDAC ORBITER (UPPER WING)

•GT8262•

PAGE 251

# LONGITUDINAL DISTRIBUTION OF ORBITER UPPER WING PRESSURES - MACH 2

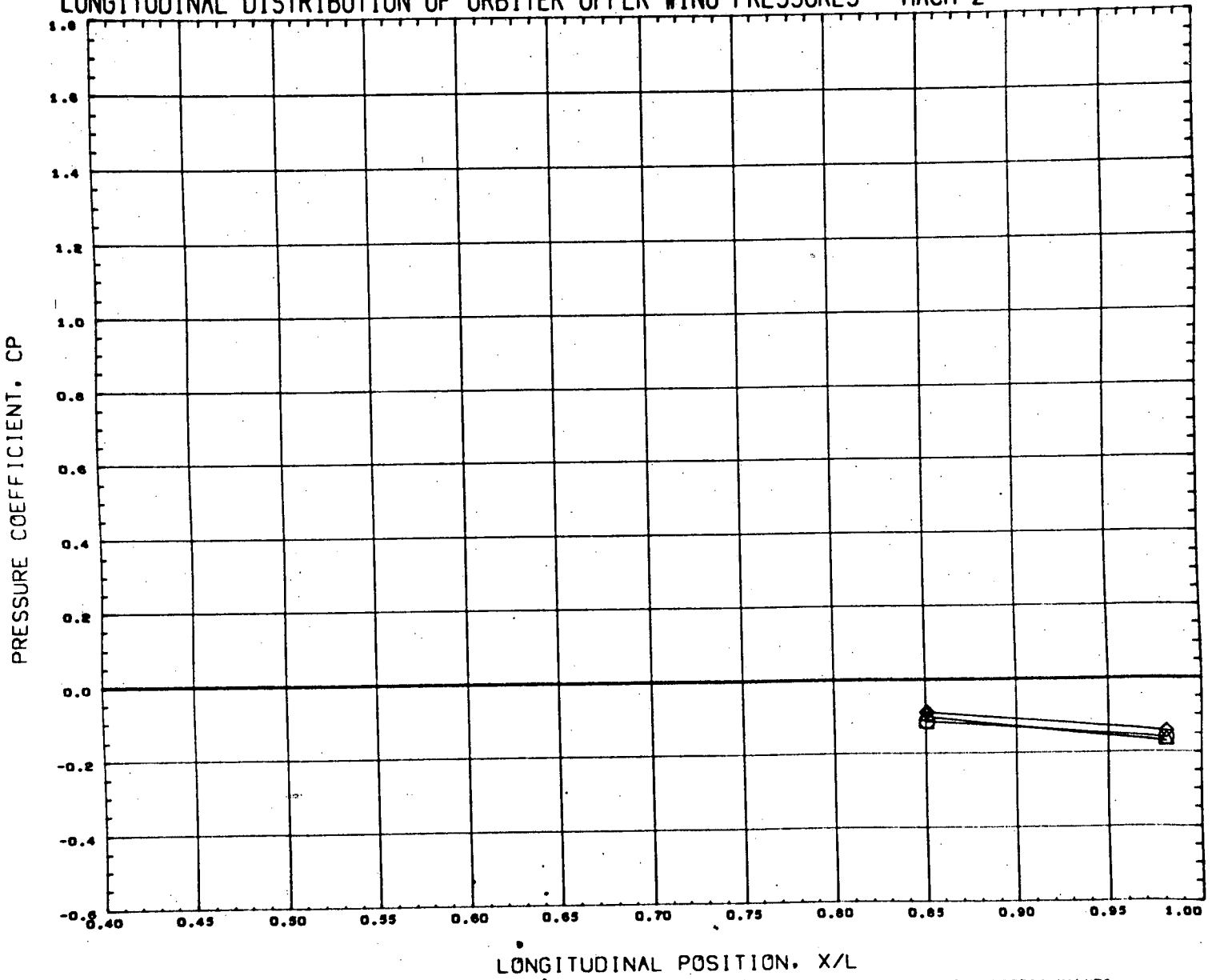


SYMBOL	DELTA X	Y/B	DELTA Z
○	0.041	0.399	0.106
△	0.103		
◇	0.164		

PARAMETRIC VALUES			
ALPHA <sub>B</sub>	- 4.906	MACH	2.000
ALPHA <sub>Z</sub>	0.000	ORSPOW	0.000
BSTPOW	100.000		

REFERENCE FILE

# LONGITUDINAL DISTRIBUTION OF ORBITER UPPER WING PRESSURES - MACH 2



SYMBOL	DELTA X	Y/B	DELTA Z
○	0.041	0.289	0.106
△	0.103		
◇	0.164		

PARAMETRIC VALUES			
ALPHAB	0.050	MACH	2.000
ALPHA I	0.000	ORBPOW	0.000
BSTPOW	100.000		

REFERENCE FILE

AEDC VA1163 MDAC ORBITER (UPPER WING)

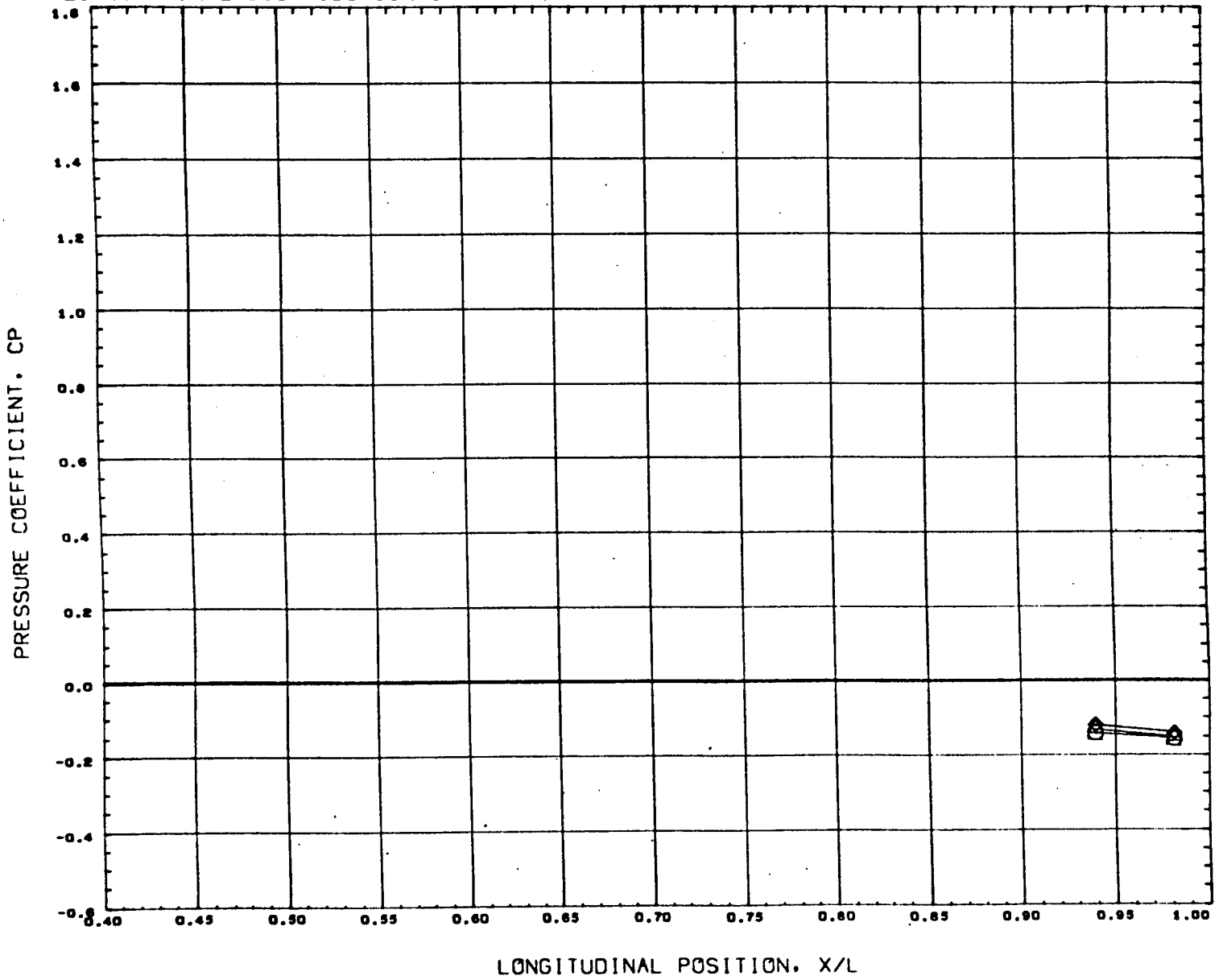
•GT8263•

PAGE 253

6/11



# LONGITUDINAL DISTRIBUTION OF ORBITER UPPER WING PRESSURES - MACH 2



SYMBOL	DELTA X	Y/B	DELTA Z
○	0.041	0.399	0.106
△	0.103		
◇	0.164		

PARAMETRIC VALUES			
ALPHAB	0.050	MACH	2.000
ALPHA1	0.000	ORSPOW	0.000
BSTPCW	100.000		

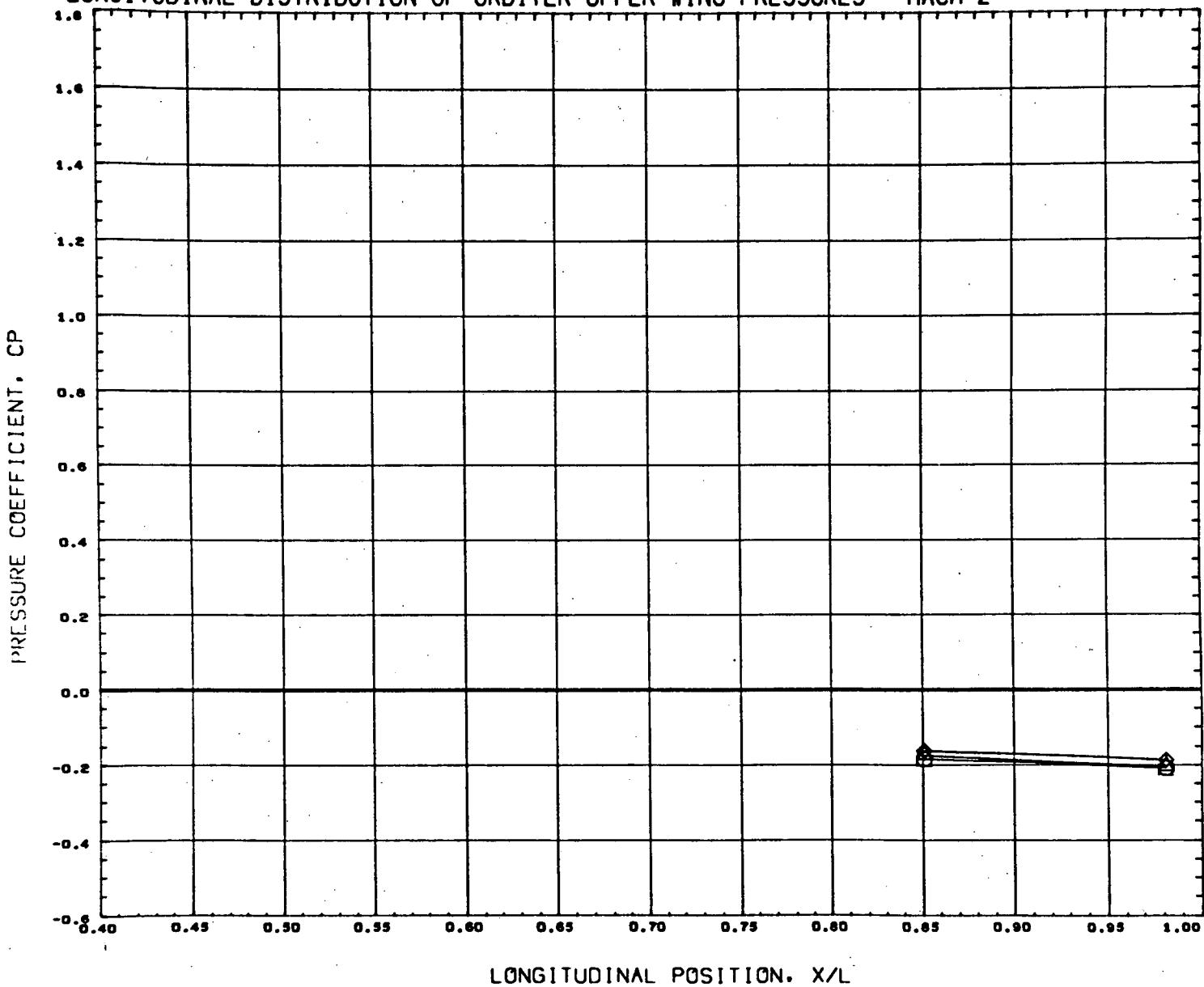
REFERENCE FILE

AEDC VA1163 MDAC ORBITER (UPPER WING)

•GT8263•

PAGE 254

# LONGITUDINAL DISTRIBUTION OF ORBITER UPPER WING PRESSURES - MACH 2

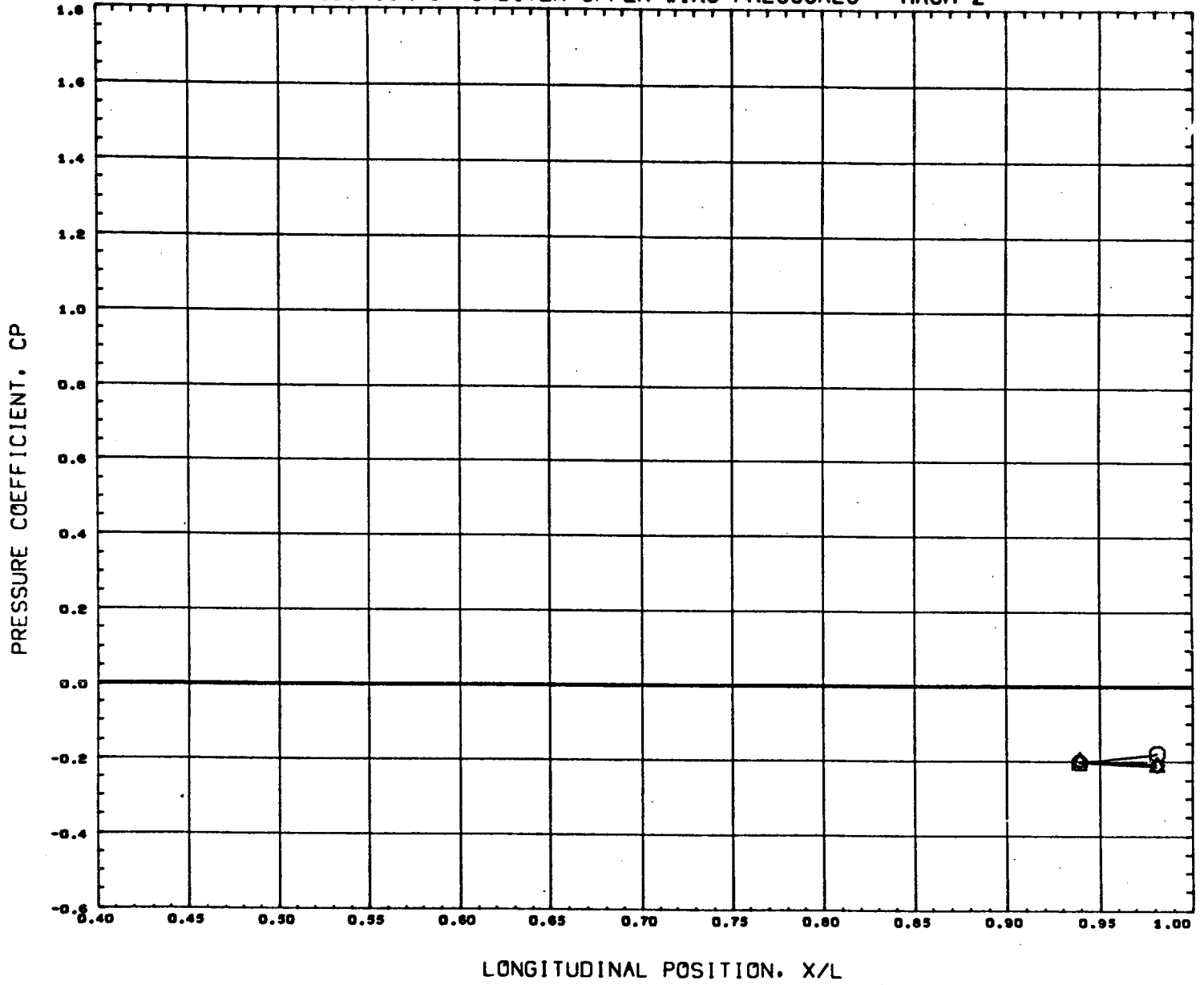


SYMBOL	DELTA X	Y/B	DELTA Z
○	0.041	0.269	0.106
△	0.103		
◇	0.164		

PARAMETRIC VALUES			
ALPHAB	9.090	MACH	2.000
ALPHA1	0.000	ORBPOW	0.000
BSTPOW	100.000		

REFERENCE FILE

# LONGITUDINAL DISTRIBUTION OF ORBITER UPPER WING PRESSURES - MACH 2

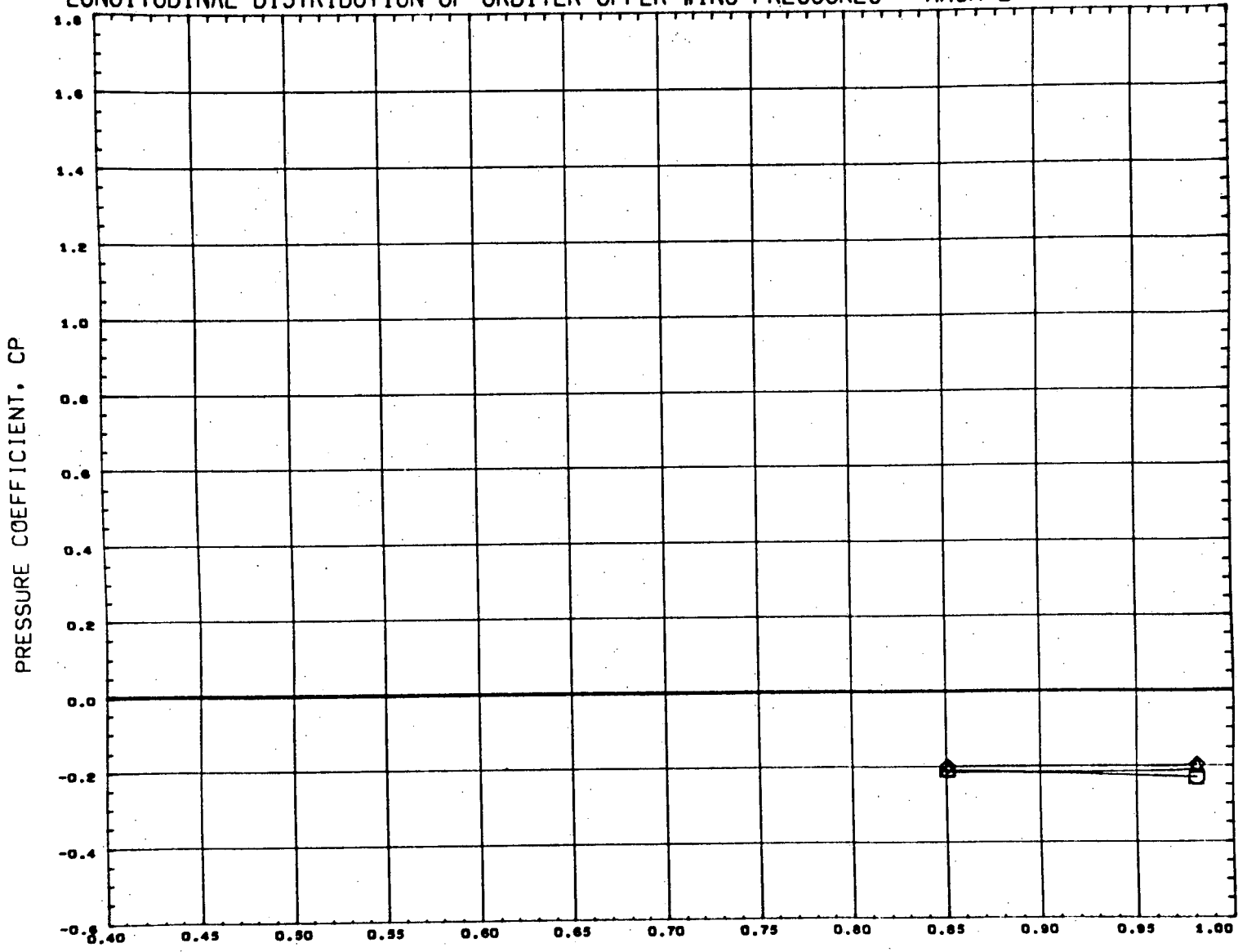


SYMBOL	DELTA X	Y/B	DELTA Z
○	0.041	0.399	0.106
△	0.103		
◇	0.164		

PARAMETRIC VALUES			
ALPHAB	5.090	MACH	2.000
ALPHA1	0.000	ORBPOW	0.000
BSTPOW	100.000		

REFERENCE FILE

# LONGITUDINAL DISTRIBUTION OF ORBITER UPPER WING PRESSURES - MACH 2



LONGITUDINAL POSITION, X/L

SYMBOL	DELTA X	Y/B	DELTA Z
○	0.041	0.289	0.106
△	0.103		
◇	0.164		

PARAMETRIC VALUES			
ALPHAB	10.050	MACH	2.000
ALPHA I	0.000	ORBPOW	0.000
BSTPOW	100.000		

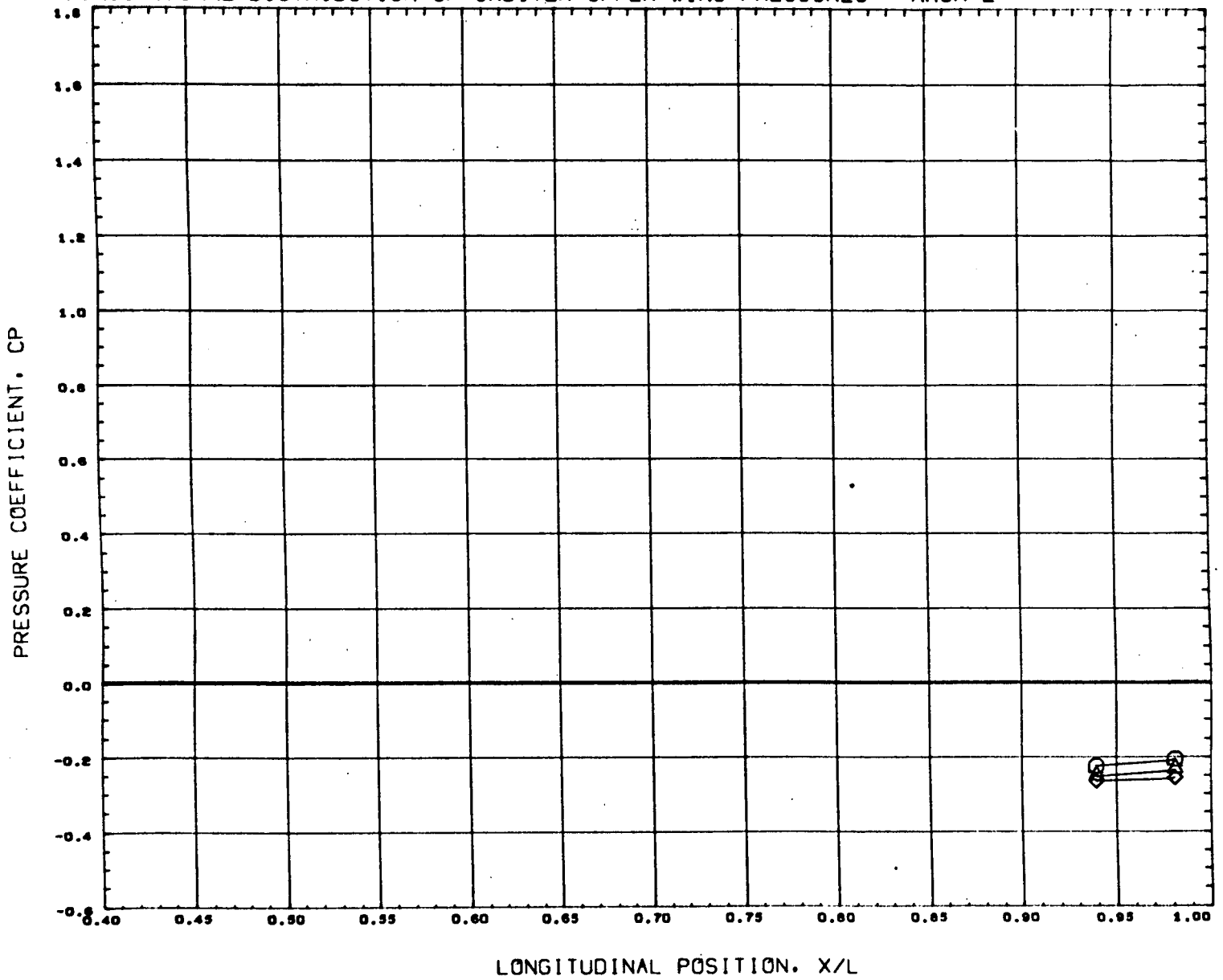
REFERENCE FILE

AEDC VA1163 MDAC ORBITER (UPPER WING)

•GT8265•

PAGE 257

# LONGITUDINAL DISTRIBUTION OF ORBITER UPPER WING PRESSURES - MACH 2



SYMBOL	DELTA X	Y/B	DELTA Z
○	0.041	0.399	0.106
◇	0.103		
◇	0.164		

PARAMETRIC VALUES			
ALPHAB	10.050	MACH	2.000
ALPHA I	0.000	ORBPOW	0.000
BSTPOW	100.000		

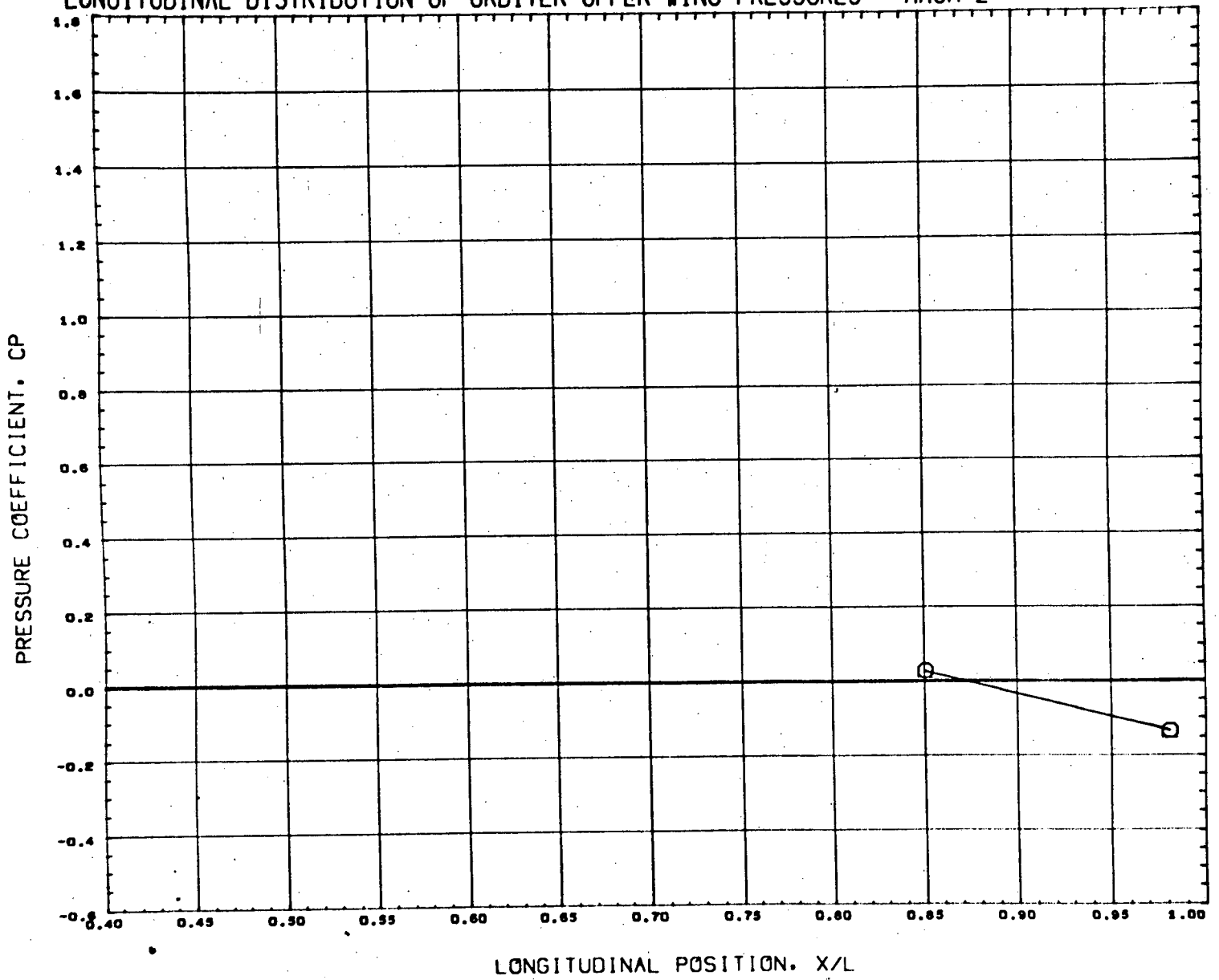
REFERENCE FILE

AEDC VA1163 MDAC ORBITER (UPPER WING)

•GT8265•

PAGE 258

# LONGITUDINAL DISTRIBUTION OF ORBITER UPPER WING PRESSURES - MACH 2



SYMBOL	DELTA X	Y/B	DELTA Z
○	0.179	0.289	0.106

PARAMETRIC VALUES			
ALPHAB	- 9.930	MACH	2.000
ALPHA I	0.000	ORBPOW	100.000
BSTPOW	100.000		

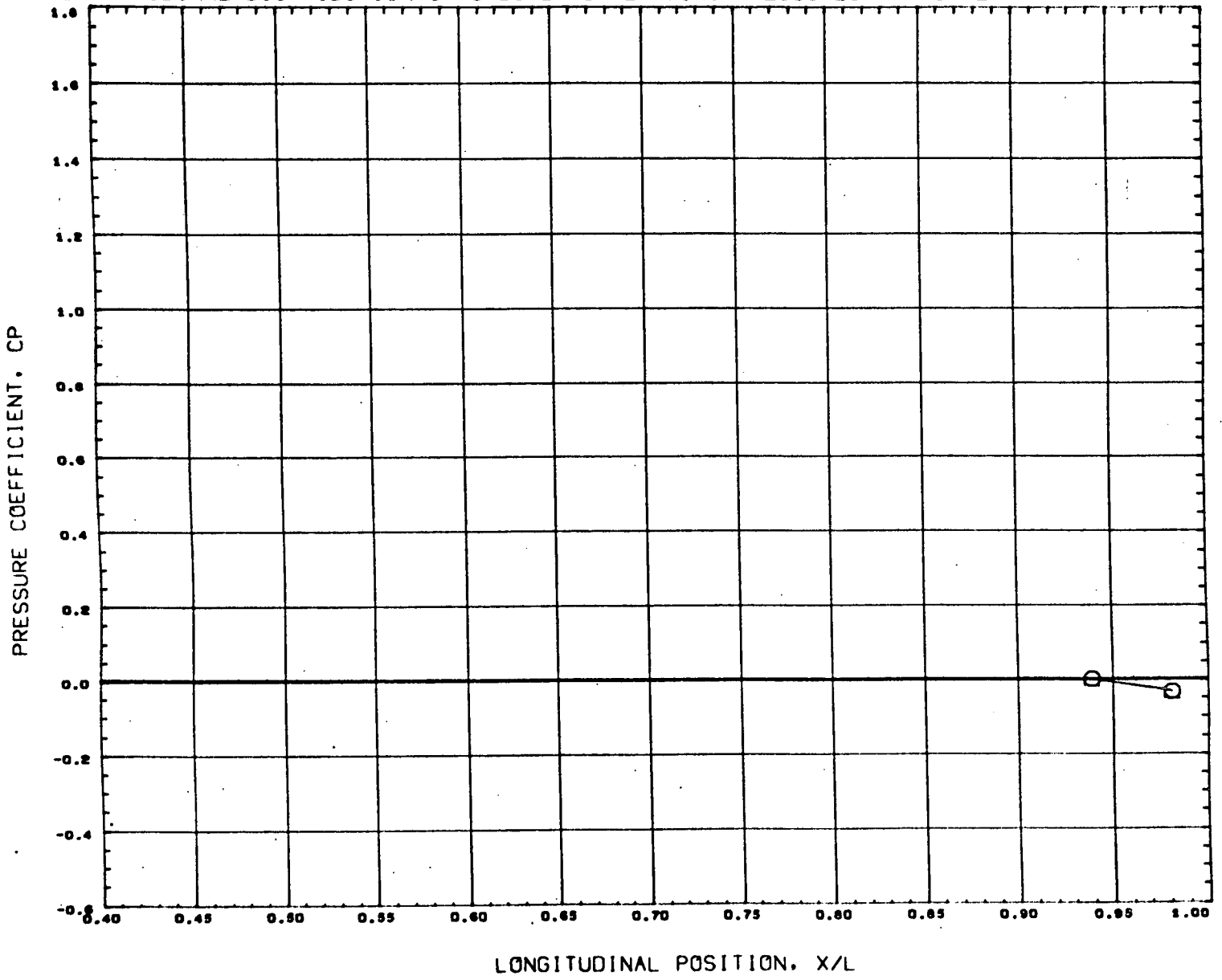
REFERENCE FILE

AEDC VA1163 MDAC ORBITER (UPPER WING)

•GT8271•

PAGE 259

# LONGITUDINAL DISTRIBUTION OF ORBITER UPPER WING PRESSURES - MACH 2



SYMBOL	DELTA X	Y/B	DELTA Z
○	0.179	0.399	0.106

PARAMETRIC VALUES			
ALPHA B	- 9.930	MACH	2.000
ALPHA I	0.000	ORBPOW	100.000
BSTPOW	100.000		

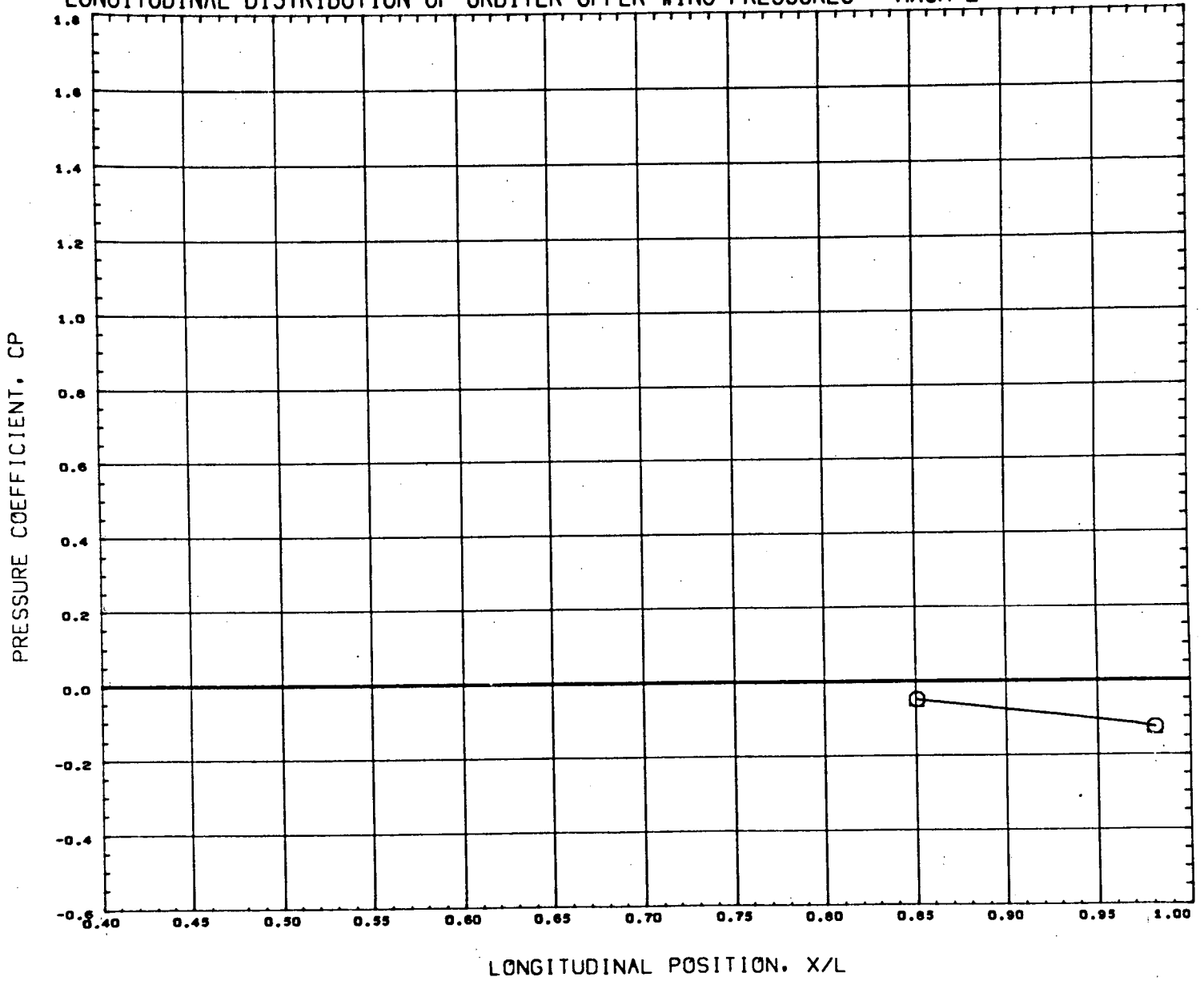
REFERENCE FILE

AEDC VA1163 MDAC ORBITER (UPPER WING)

•GT8271•

PAGE 260

# LONGITUDINAL DISTRIBUTION OF ORBITER UPPER WING PRESSURES - MACH 2



SYMBOL	DELTA X	Y/B	DELTA Z
○	0.179	0.269	0.106

PARAMETRIC VALUES			
ALPHAB	- 4.900	MACH	2.000
ALPHAI	0.000	ORSPOW	100.000
BSTPOW	100.000		

REFERENCE FILE

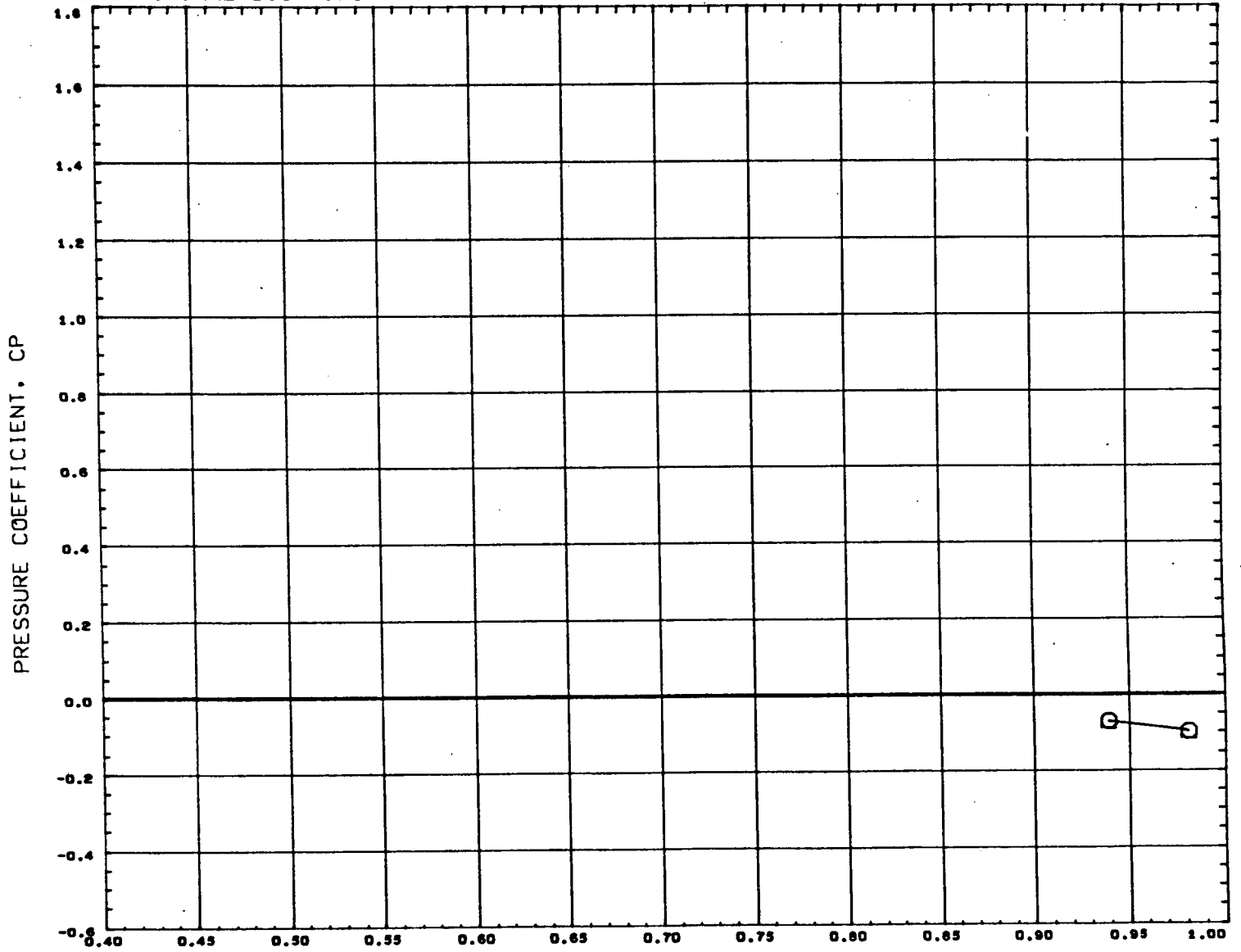
AEDC VA1163 MDAC ORBITER (UPPER WING)

•GT8272•

PAGE 261



# LONGITUDINAL DISTRIBUTION OF ORBITER UPPER WING PRESSURES - MACH 2



LONGITUDINAL POSITION, X/L

SYMBOL	DELTA X	Y/B	DELTA Z
○	0.179	0.399	0.106

PARAMETRIC VALUES			
ALPHAB	4.900	MACH	2.000
ALPHA1	0.000	ORBPOW	100.000
BSTPOW	100.000		

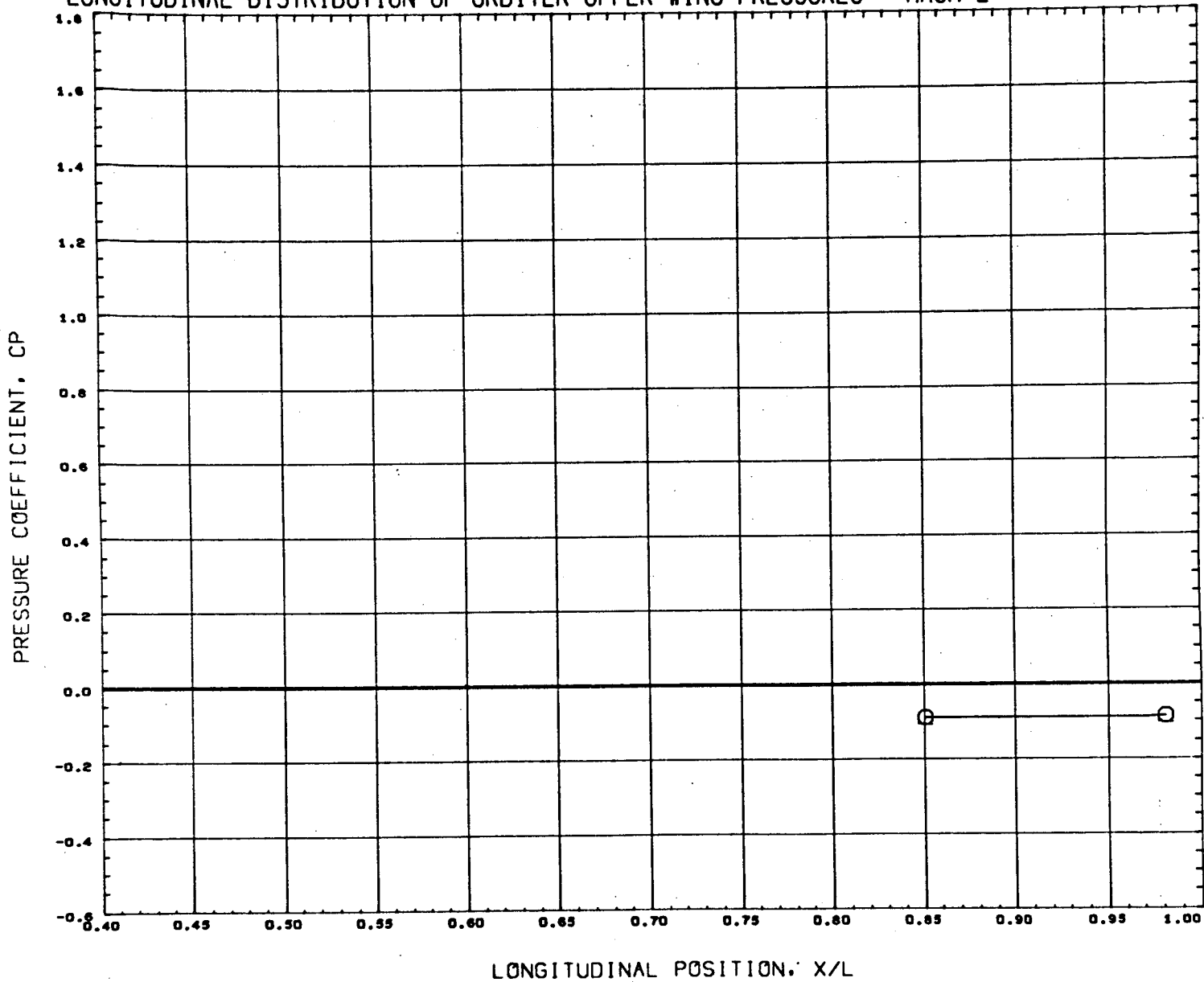
REFERENCE FILE

AEDC VA1163 MDAC ORBITER (UPPER WING)

•GT8272•

PAGE 262

# LONGITUDINAL DISTRIBUTION OF ORBITER UPPER WING PRESSURES - MACH 2



SYMBOL	DELTA X	Y/B	DELTA Z
○	0.179	0.269	0.106

PARAMETRIC VALUES			
ALPHAB	0.050	MACH	2.000
ALPHAI	0.000	ORSPW	100.000
BSTPOW	100.000		

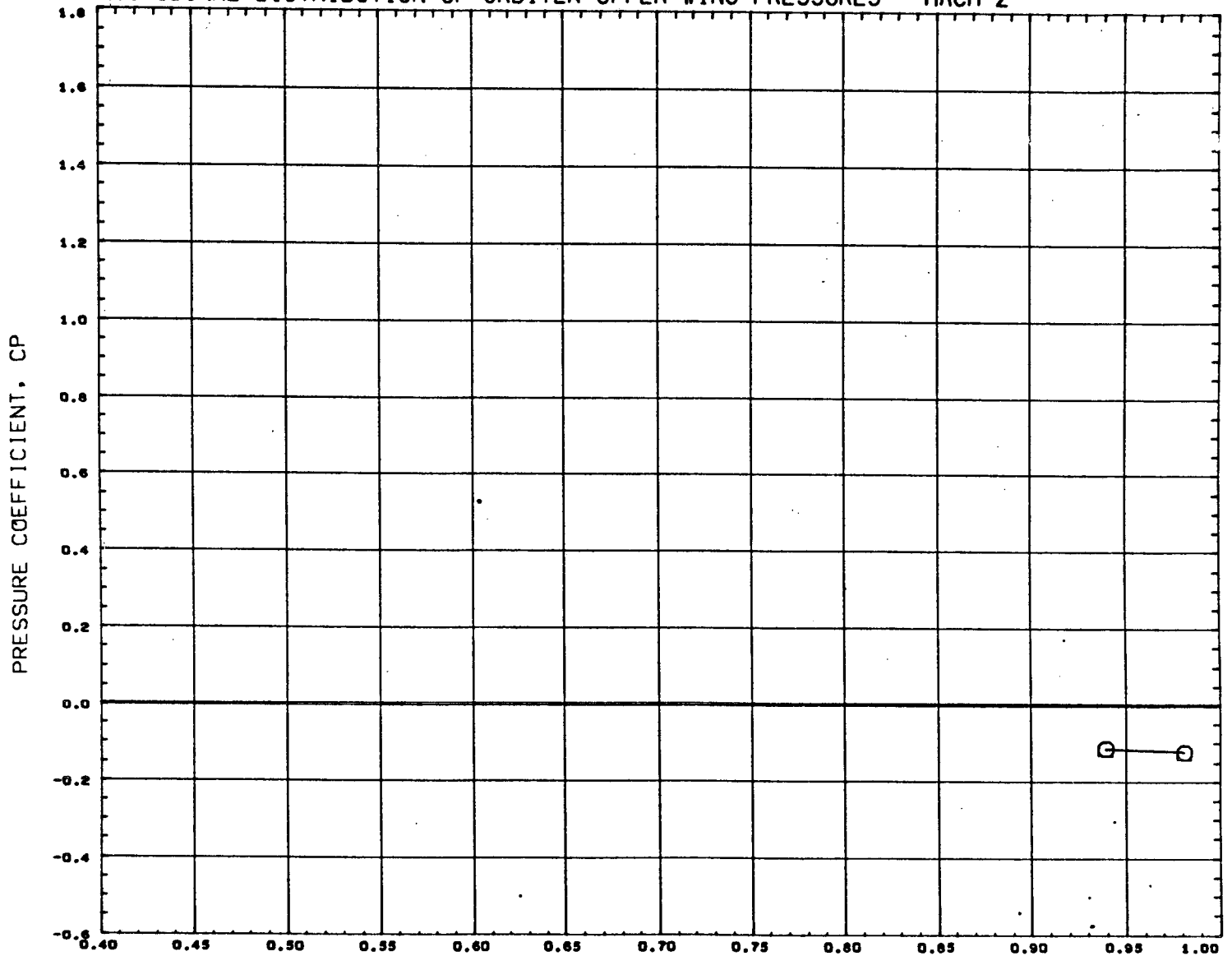
REFERENCE FILE

AEDC VA1163 MDAC ORBITER (UPPER WING)

•GT8273•

PAGE 263

# LONGITUDINAL DISTRIBUTION OF ORBITER UPPER WING PRESSURES - MACH 2



LONGITUDINAL POSITION, X/L

SYMBOL	DELTA X	Y/B	DELTA Z
○	0.179	0.399	0.106

PARAMETRIC VALUES			
ALPHAB	0.050	MACH	2.000
ALPHA I	0.000	ORBPOW	100.000
BSTPOW	100.000		

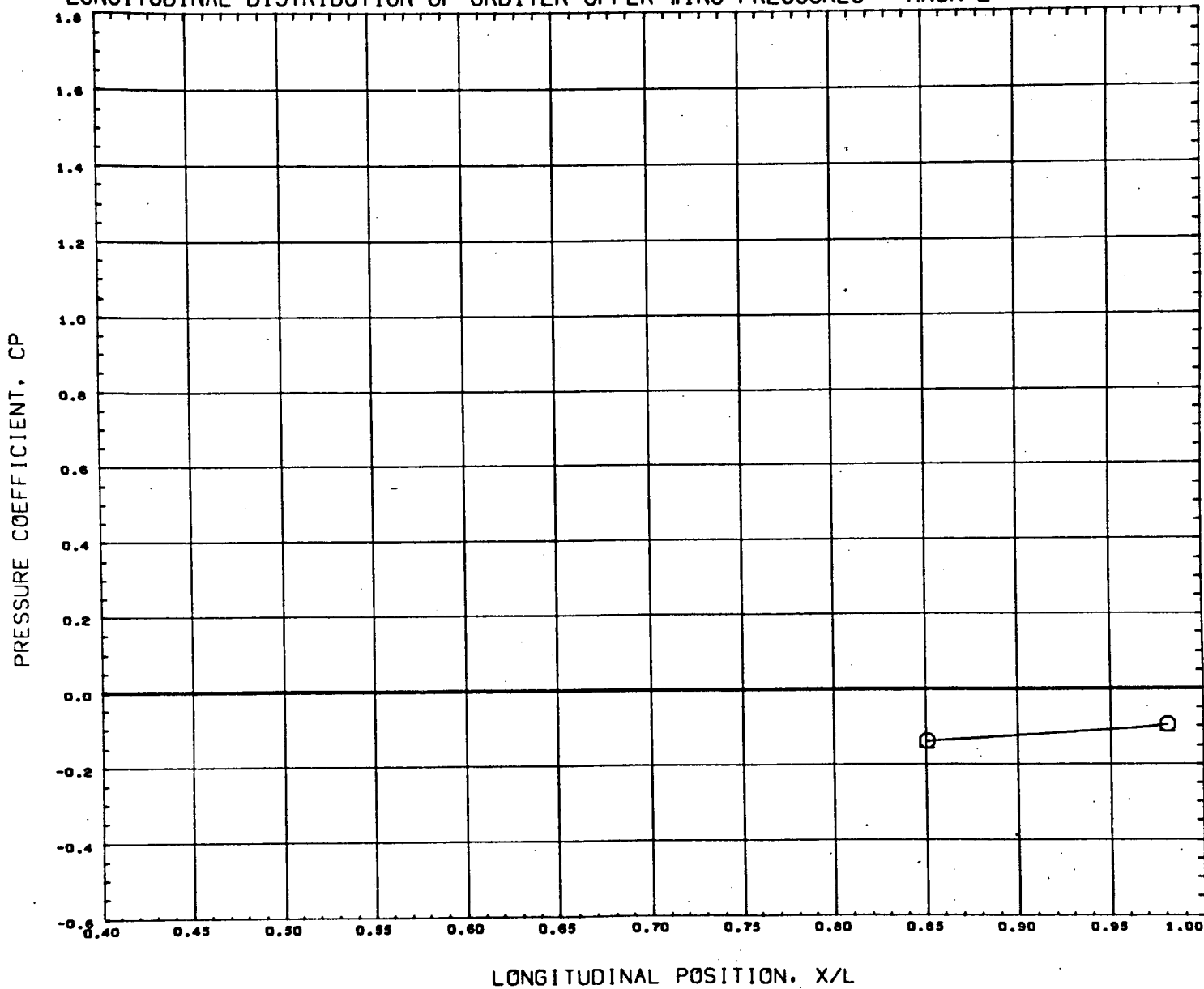
REFERENCE FILE

AEDC VA1163 MDAC ORBITER (UPPER WING)

•GT8273•

PAGE 264

# LONGITUDINAL DISTRIBUTION OF ORBITER UPPER WING PRESSURES - MACH 2



SYMBOL	DELTA X	Y/B	DELTA Z
○	0.179	0.269	0.106

PARAMETRIC VALUES		
ALPHAB	5.000	MACH 2.000
ALPHA I	0.000	ORBPOW 100.000
BSTPOW	100.000	

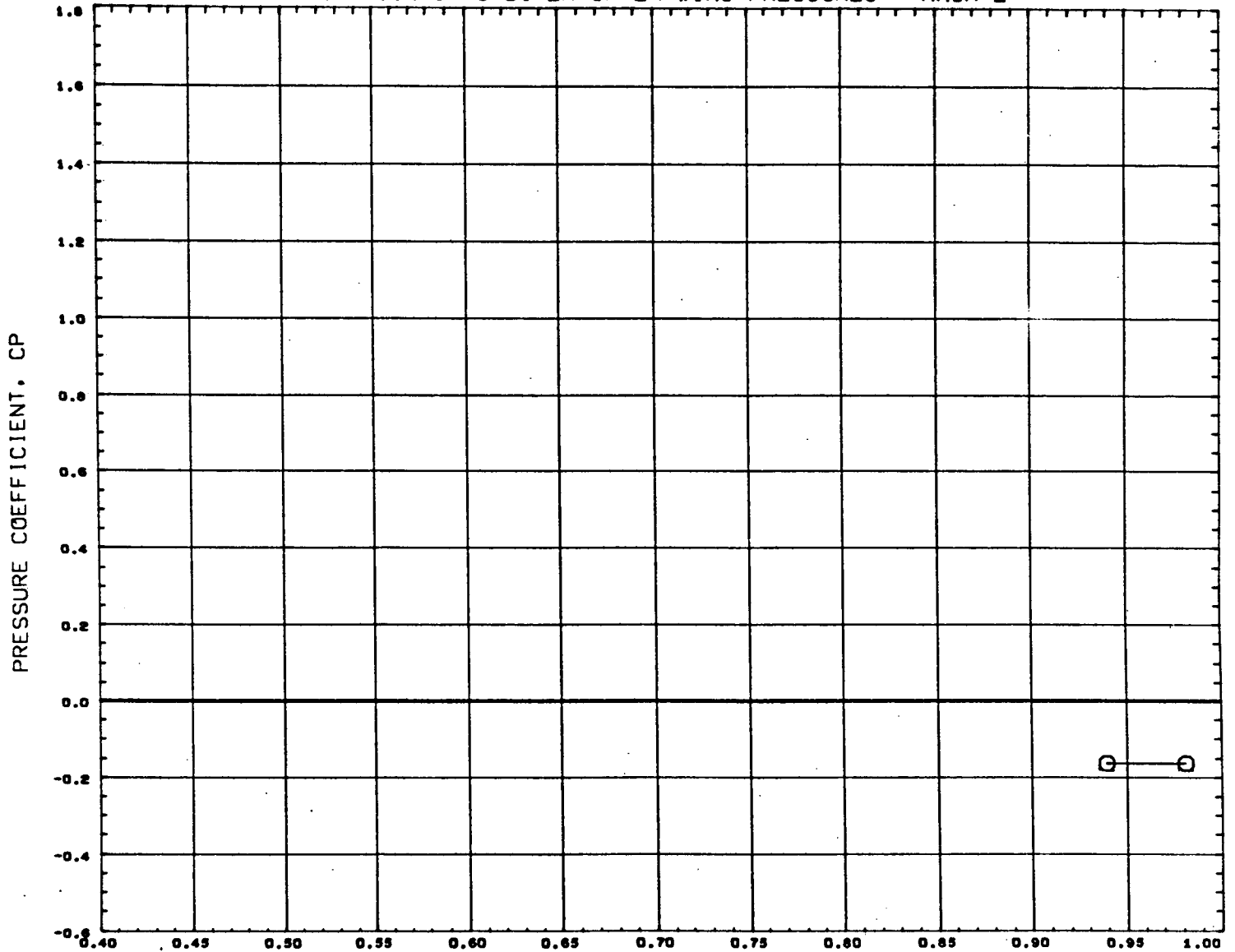
REFERENCE FILE

AEDC VA1163 MDAC ORBITER (UPPER WING)

•GT8274•

PAGE 265

# LONGITUDINAL DISTRIBUTION OF ORBITER UPPER WING PRESSURES - MACH 2



LONGITUDINAL POSITION, X/L

SYMBOL	DELTA X	Y/B	DELTA Z
○	0.179	0.399	0.106

PARAMETRIC VALUES			
ALPHAB	5.080	MACH	2.000
ALPHA I	0.000	ORBPOW	100.000
BSTPOW	100.000		

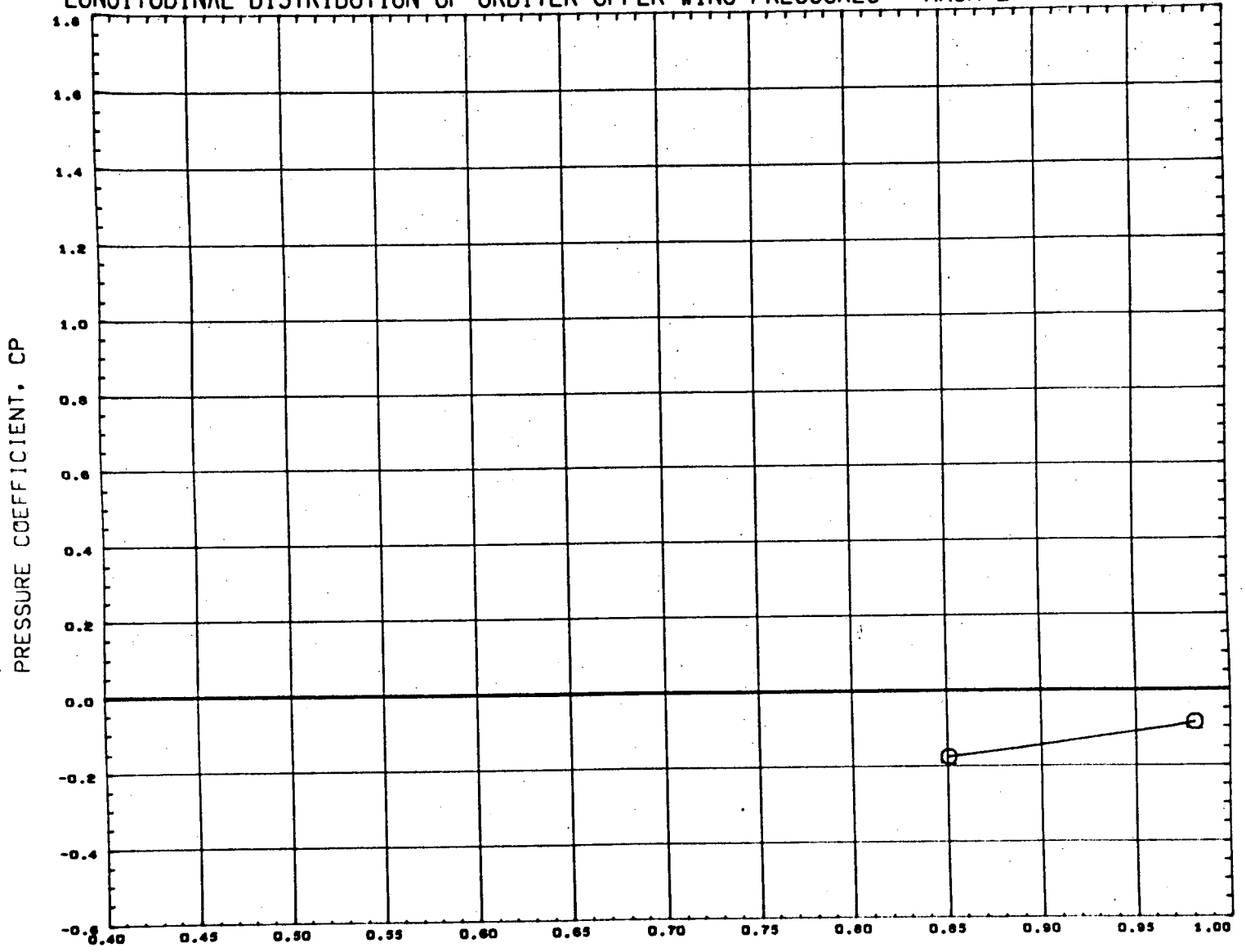
REFERENCE FILE

AEDC VA1163 MDAC ORBITER (UPPER WING)

•GT8274•

PAGE 266

# LONGITUDINAL DISTRIBUTION OF ORBITER UPPER WING PRESSURES - MACH 2



LONGITUDINAL POSITION, X/L

SYMBOL	DELTA X	Y/B	DELTA Z
○	0.179	0.269	0.106

PARAMETRIC VALUES			
ALPHA B	10.050	MACH	2.000
ALPHA I	0.000	ORBPOW	100.000
BSTPOW	100.000		

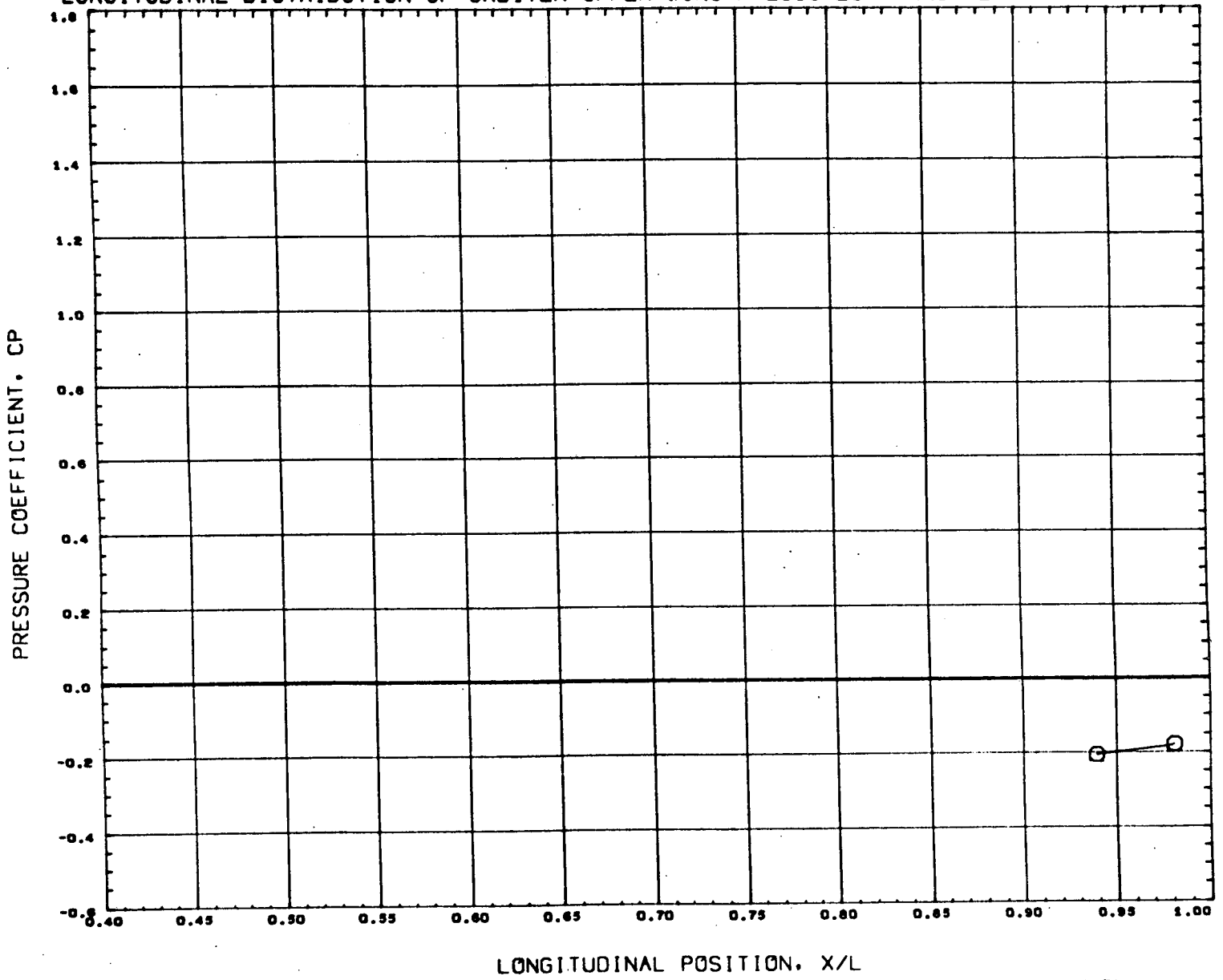
REFERENCE FILE

AEDC VA1163 MDAC ORBITER (UPPER WING)

•GT8275•

PAGE 267

# LONGITUDINAL DISTRIBUTION OF ORBITER UPPER WING PRESSURES - MACH 2



SYMBOL	DELTA X	Y/B	DELTA Z
○	0.179	0.399	0.106

PARAMETRIC VALUES			
ALPHAB	10.050	MACH	2.000
ALPHA1	0.000	ORSPOW	100.000
BSTPOW	100.000		

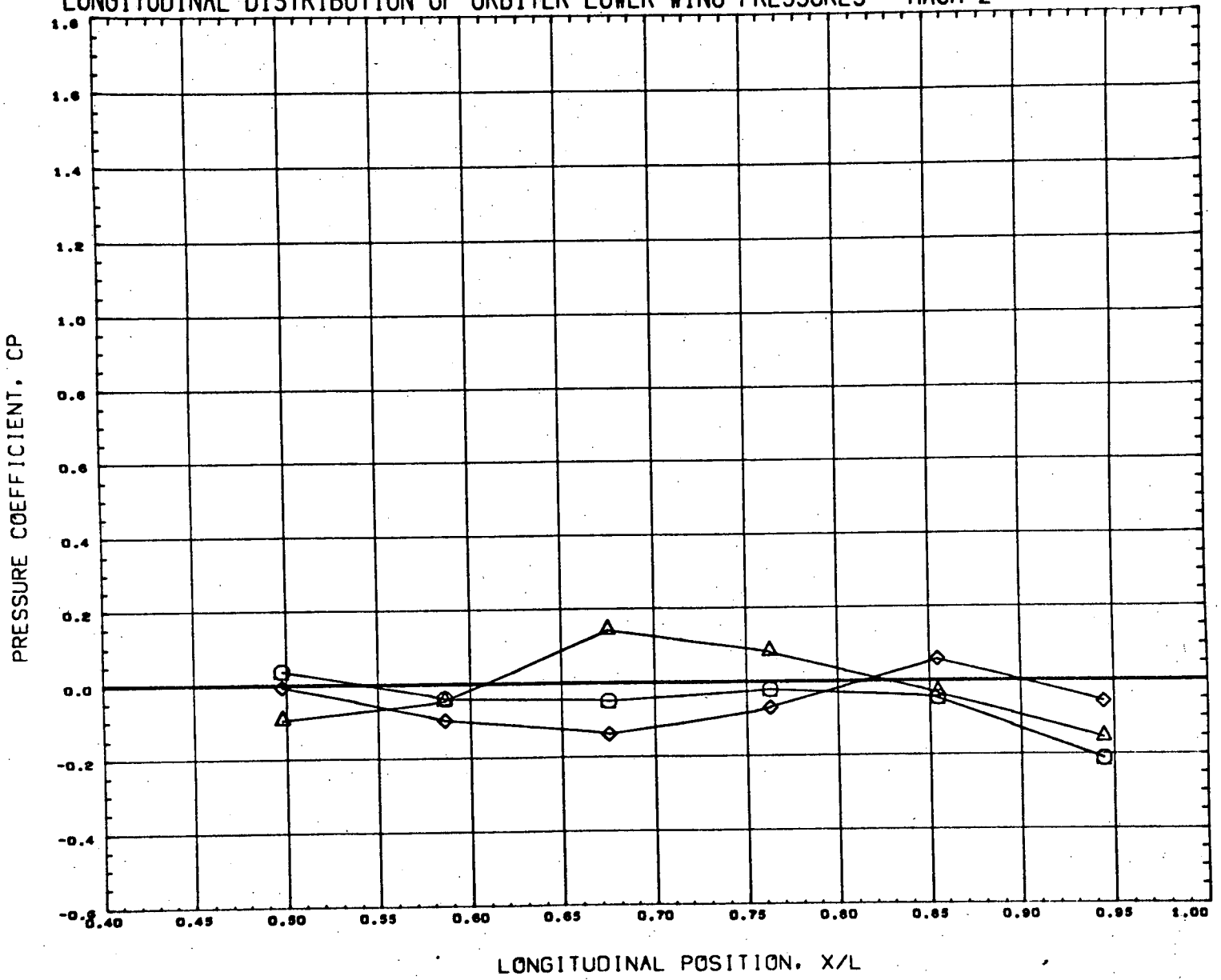
REFERENCE FILE

AEDC VA1163 MDAC ORBITER (UPPER WING)

•GT8275•

PAGE 268

# LONGITUDINAL DISTRIBUTION OF ORBITER LOWER WING PRESSURES - MACH 2



SYMBOL	DELTA X	Y/B	DELTA Z
○	0.143	0.230	0.120
△	0.102		
◇	0.227		

PARAMETRIC VALUES			
ALPHAD	9.952	MACH	2.000
ALPHA I	0.000	ORSPOW	100.000
BSTPOW	50.000		

REFERENCE FILE

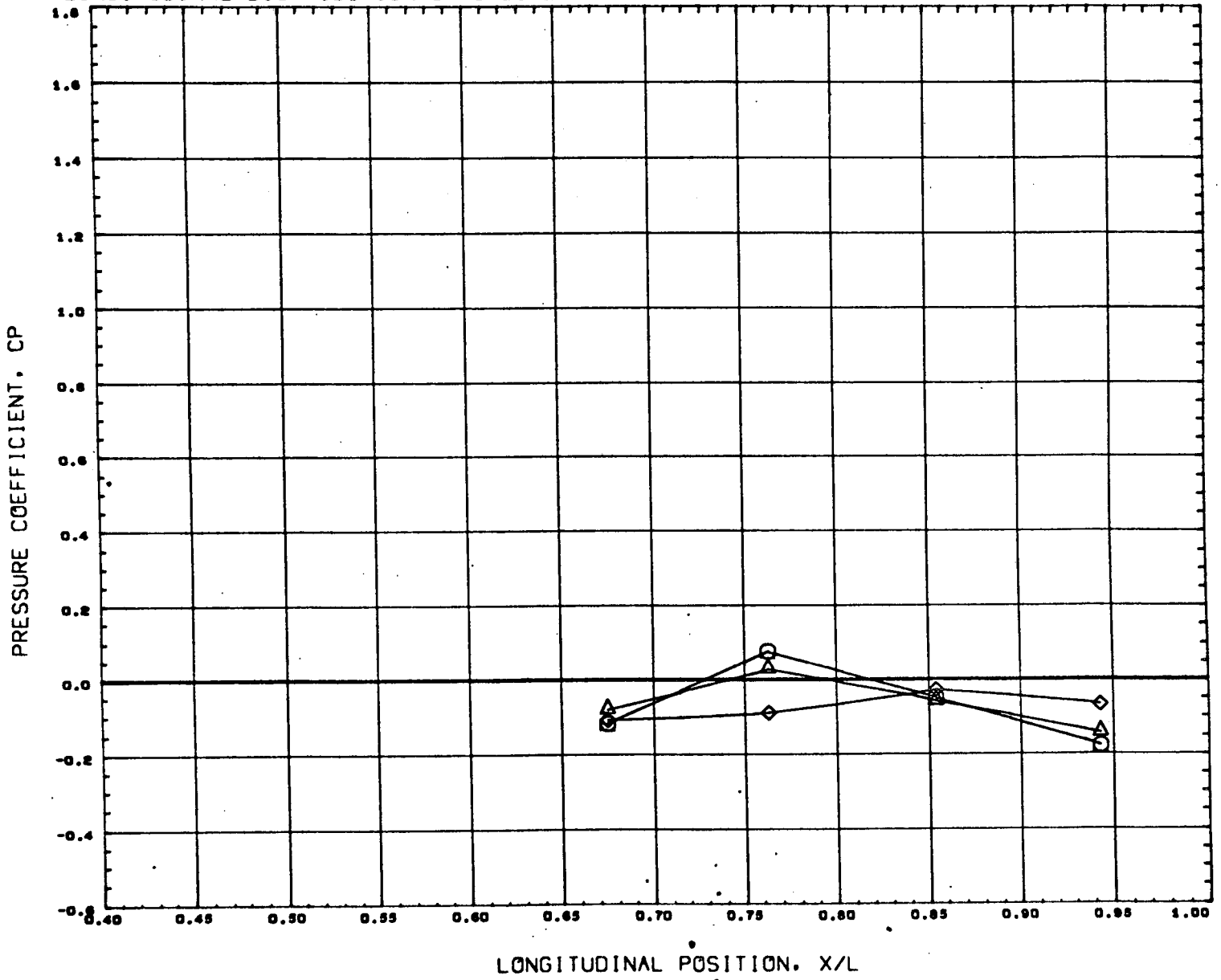
AEDC VA1163 MDAC ORBITER (LOWER WING)

•HT8211•

PAGE 269



# LONGITUDINAL DISTRIBUTION OF ORBITER LOWER WING PRESSURES - MACH 2



SYMBOL	DELTA X	Y/B	DELTA Z
○	0.143	0.399	0.120
△	0.102		
◇	0.227		

PARAMETRIC VALUES			
ALPHAB	9.932	MACH	2.000
ALPHA1	0.000	ORBPOW	100.000
BSTPOW	30.000		

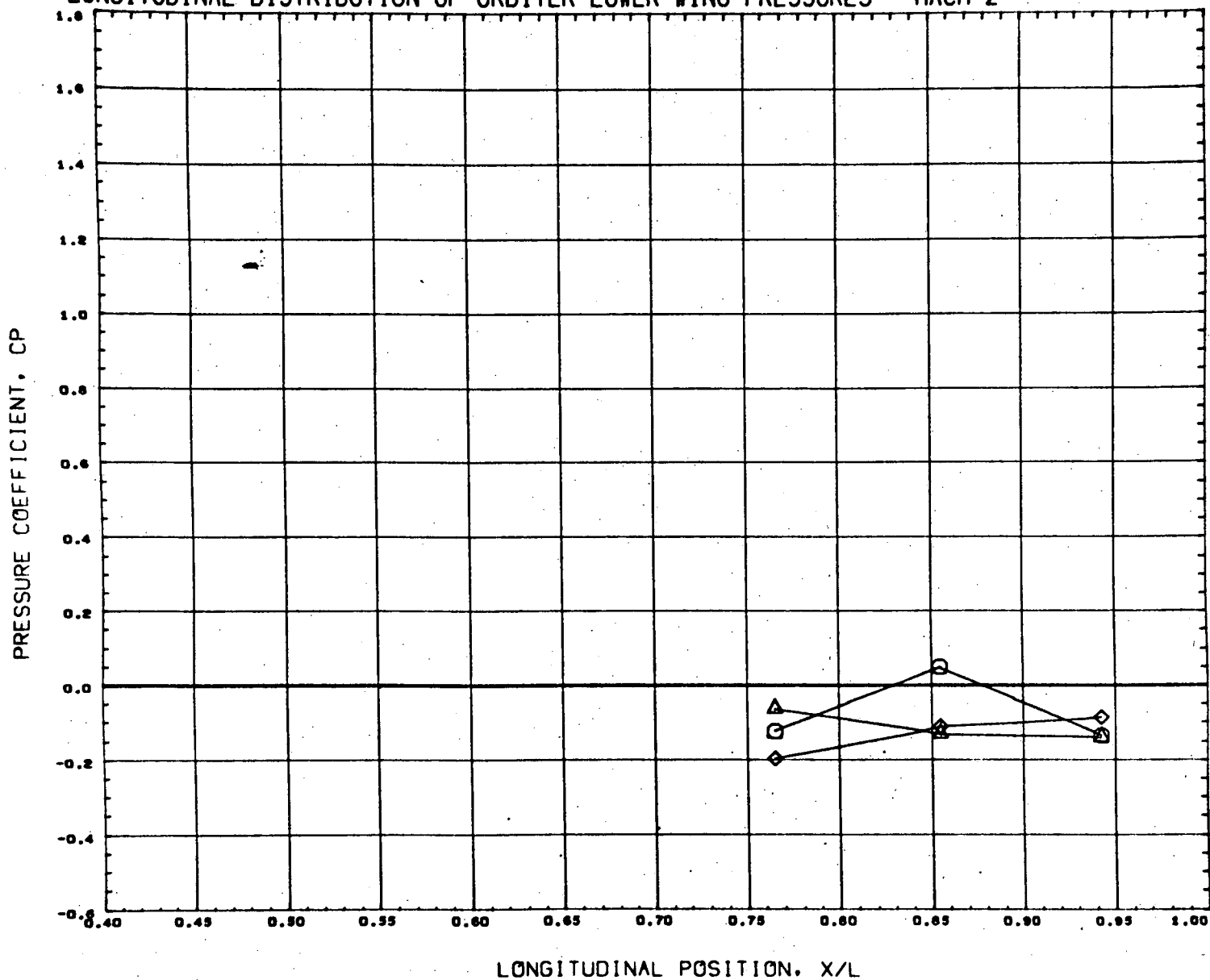
REFERENCE FILE

AEDC VA1163 MDAC ORBITER (LOWER WING)

•HT8211•

PAGE 270

# LONGITUDINAL DISTRIBUTION OF ORBITER LOWER WING PRESSURES - MACH 2

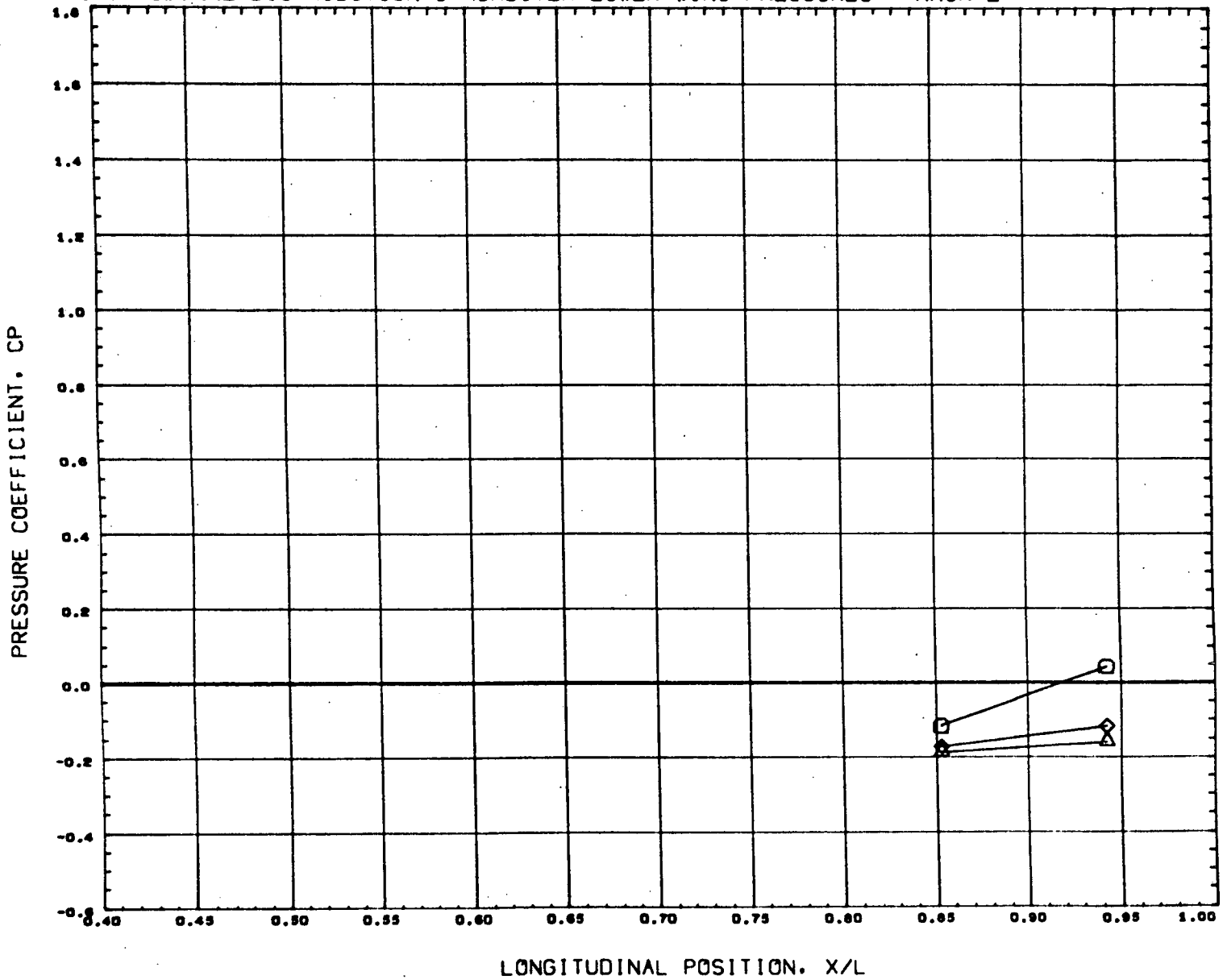


SYMBOL	DELTA X	Y/B	DELTA Z
○	0.143	0.566	0.120
△	0.102		
◇	0.227		

PARAMETRIC VALUES			
ALPHAB	9.952	MACH	2.000
ALPHA I	0.000	ORBPOW	100.000
BSTPOW	50.000		

REFERENCE FILE

# LONGITUDINAL DISTRIBUTION OF ORBITER LOWER WING PRESSURES - MACH 2

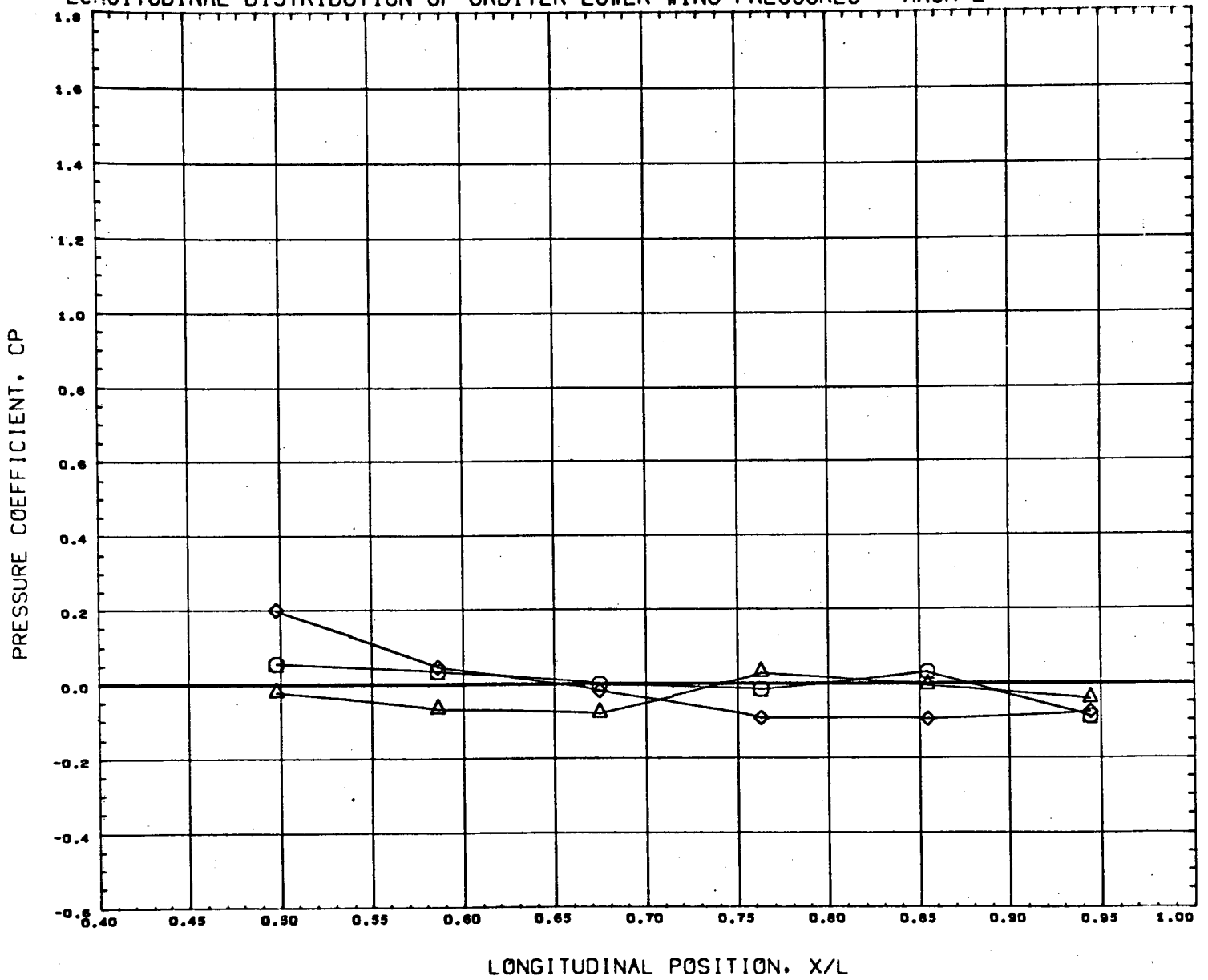


SYMBOL	DELTA X	Y/B	DELTA Z
○	0.143	0.736	0.120
◇	0.102		
△	0.227		

PARAMETRIC VALUES			
ALPHAB	9.932	MACH	2.000
ALPHA1	0.000	ORSPOW	100.000
BSTPOW	90.000		

REFERENCE FILE

# LONGITUDINAL DISTRIBUTION OF ORBITER LOWER WING PRESSURES - MACH 2



SYMBOL	DELTA X	Y/B	DELTA Z
○	0.144	0.230	0.151
△	0.102		
◇	0.226		

PARAMETRIC VALUES			
ALPHAB	9.952	MACH	2.000
ALPHA1	0.000	ORBPOW	100.000
BSTPOW	50.000		

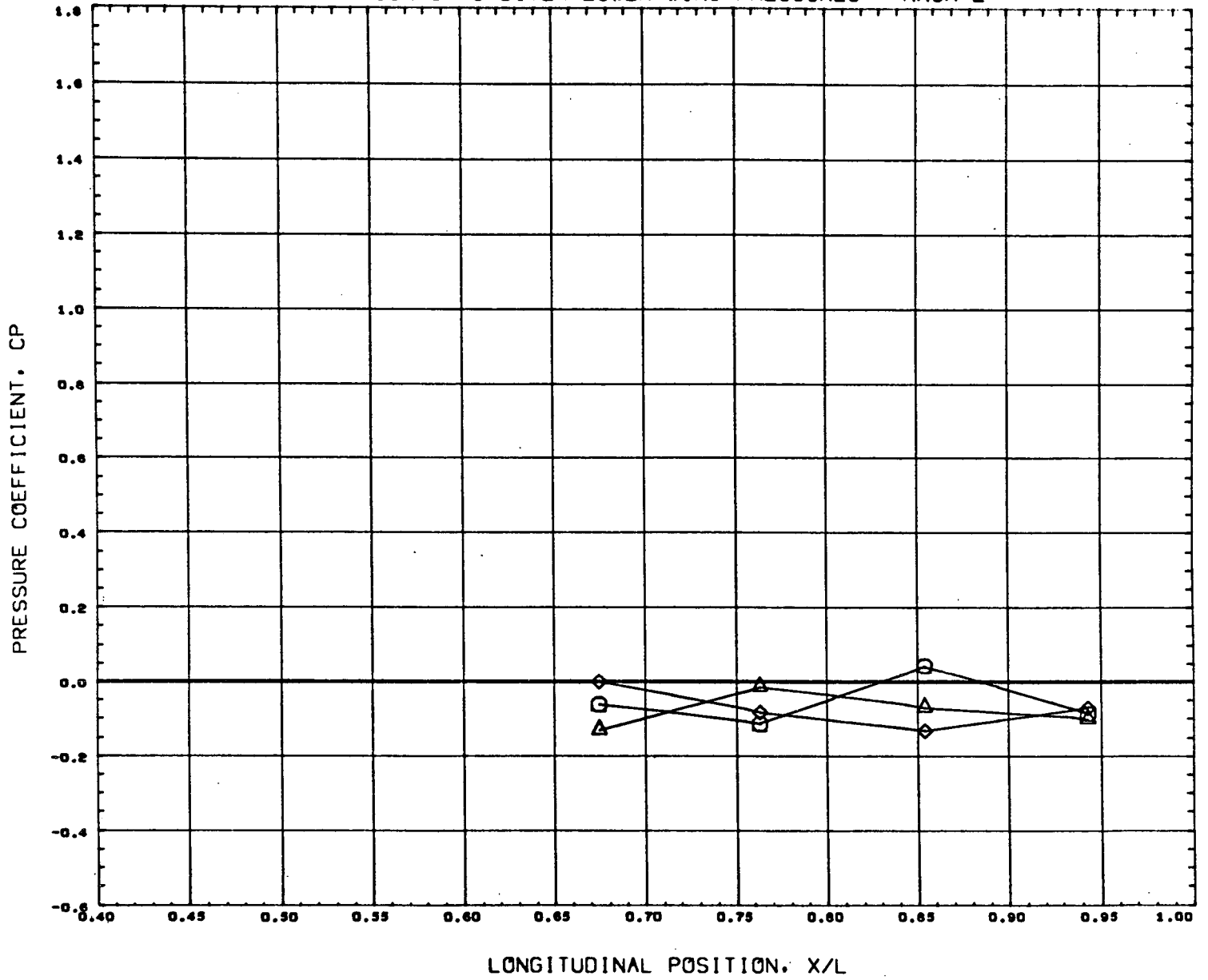
REFERENCE FILE

AEDC VA1163 MDAC ORBITER (LOWER WING)

•HT8211•

PAGE 273

# LONGITUDINAL DISTRIBUTION OF ORBITER LOWER WING PRESSURES - MACH 2



SYMBOL	DELTA X	Y/B	DELTA Z
○	0.144	0.399	0.151
△	0.102		
◇	0.226		

PARAMETRIC VALUES			
ALPHAB	9.952	MACH	2.000
ALPHA I	0.000	ORBPOW	100.000
BSTPOW	50.000		

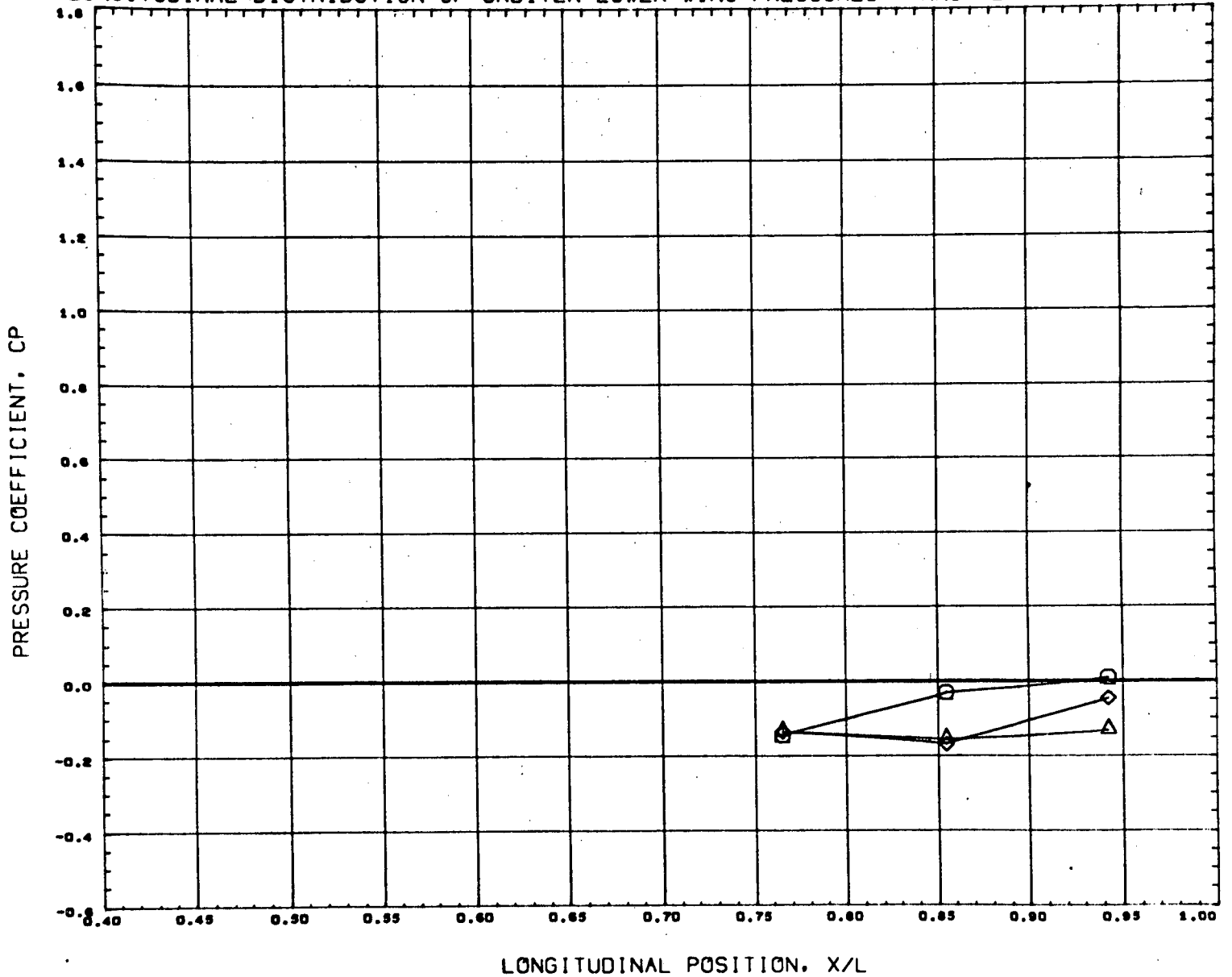
REFERENCE FILE

AEDC VA1163 MDAC ORBITER (LOWER WING)

•HT8211•

PAGE 274

# LONGITUDINAL DISTRIBUTION OF ORBITER LOWER WING PRESSURES - MACH 2



SYMBOL	DELTA X	Y/B	DELTA Z
○	0.144	0.568	0.151
△	0.102		
◇	0.226		

PARAMETRIC VALUES			
ALPHAB	0.952	MACH	2.000
ALPHA1	0.000	ORBPOW	100.000
BSTPOW	50.000		

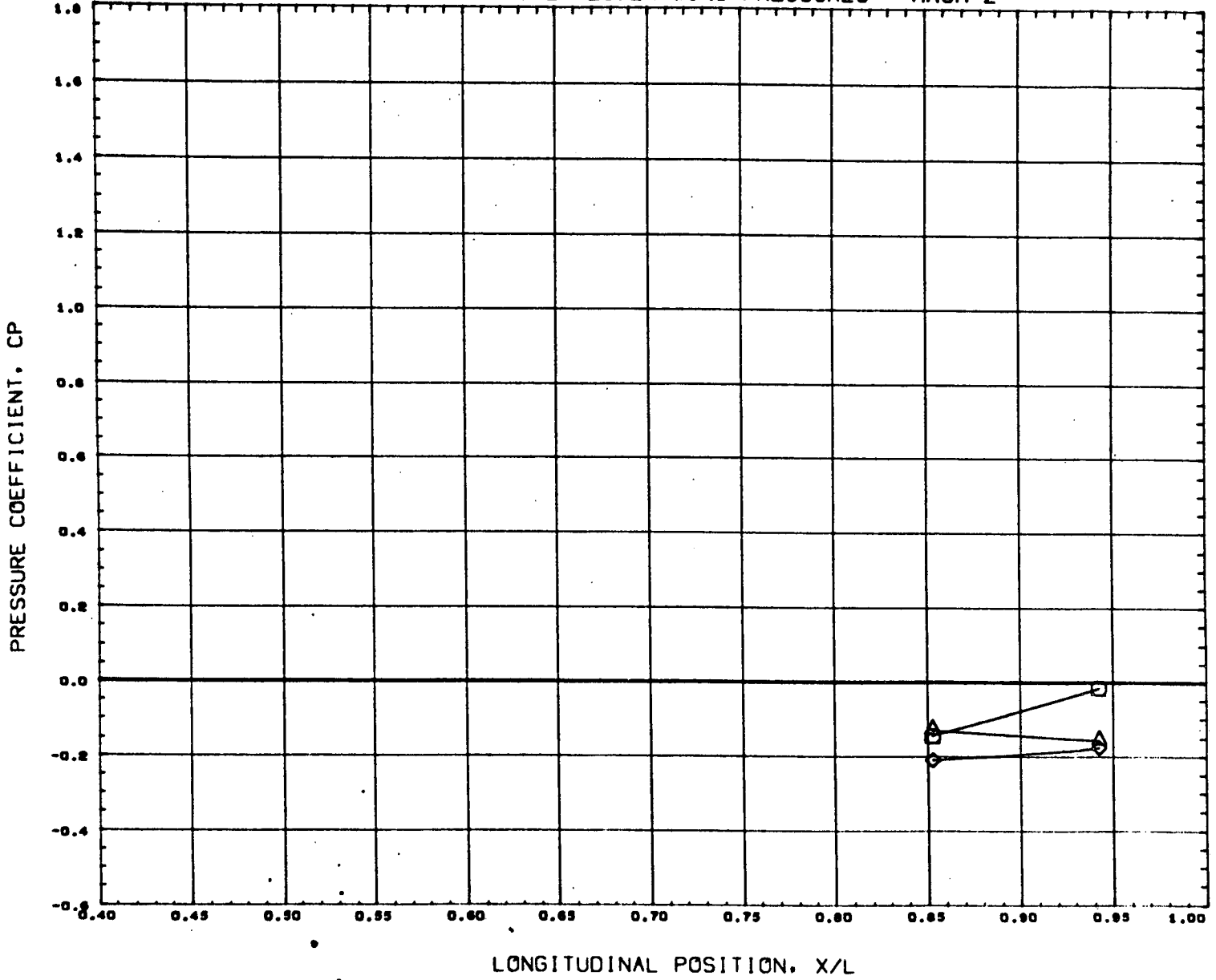
REFERENCE FILE

AEDC VA1163 MDAC ORBITER (LOWER WING)

•HT8211•

PAGE 275

# LONGITUDINAL DISTRIBUTION OF ORBITER LOWER WING PRESSURES - MACH 2



SYMBOL	DELTA X	Y/B	DELTA Z
○	0.144	0.738	0.151
△	0.102		
◇	0.226		

PARAMETRIC VALUES			
ALPHAB	9.932	MACH	2.000
ALPHA I	0.000	ORSPOW	100.000
BSTPOW	50.000		

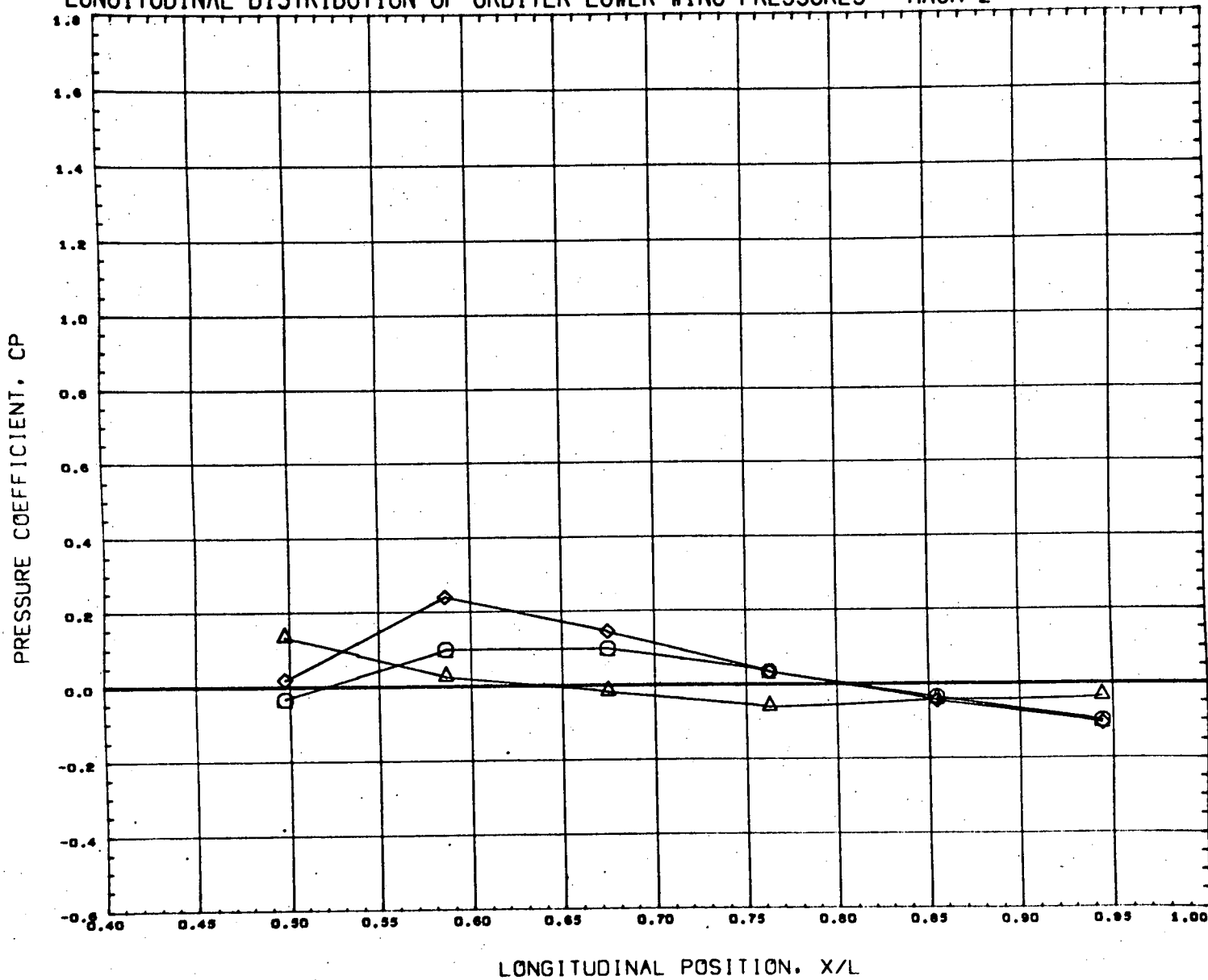
REFERENCE FILE

AEDC VA1163 MDAC ORBITER (LOWER WING)

•HT8211•

PAGE 276

# LONGITUDINAL DISTRIBUTION OF ORBITER LOWER WING PRESSURES - MACH 2



SYMBOL	DELTA X	Y/B	DELTA Z
○	0.143	0.230	0.228
△	0.103		
◇	0.227		

PARAMETRIC VALUES			
ALPHAB	9.952	MACH	2.000
ALPHAI	0.000	ORBPOW	100.000
BSTPCW	50.000		

REFERENCE FILE

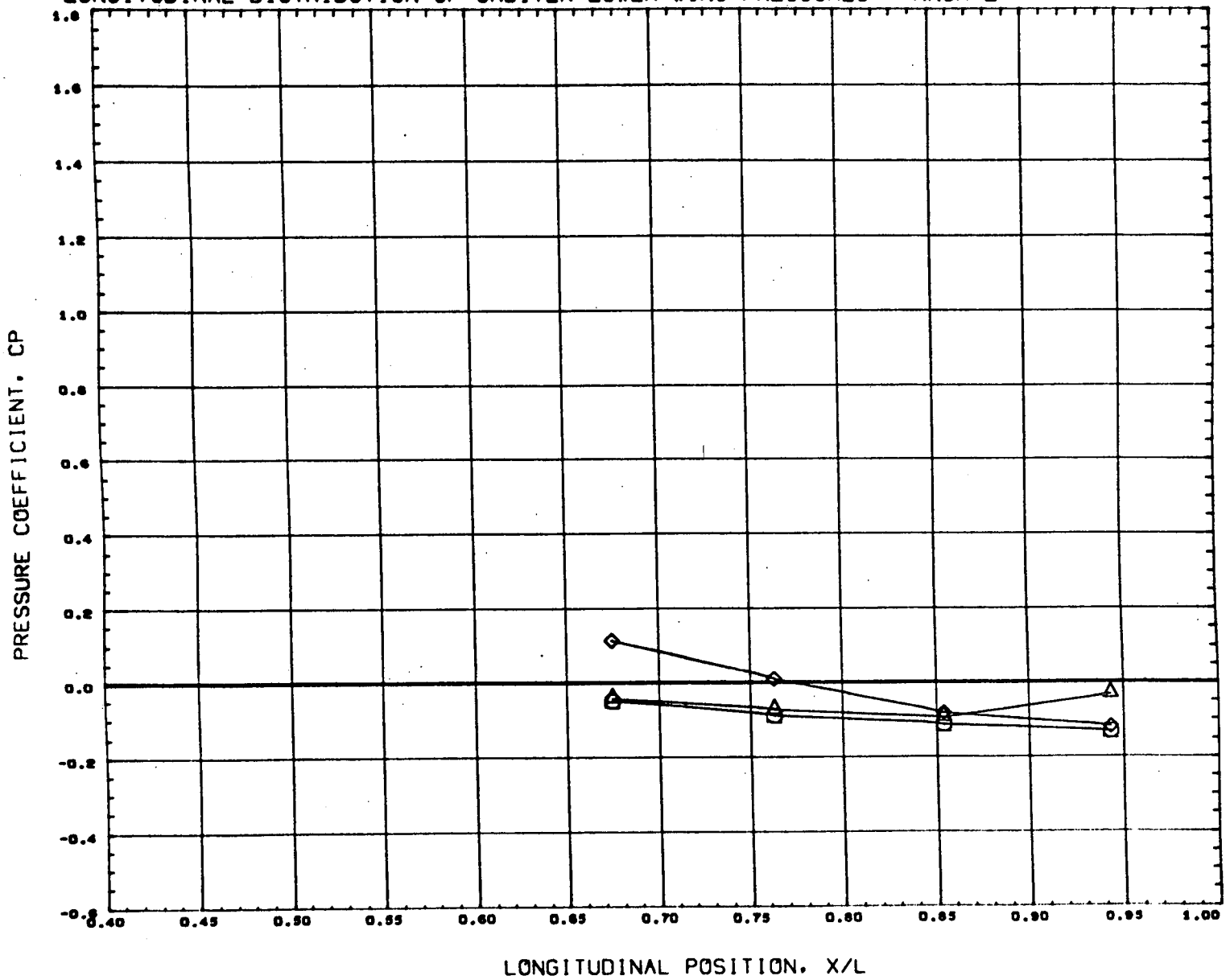
AEDC VA1163 MDAC ORBITER (LOWER WING)

•HT8211•

PAGE 277



# LONGITUDINAL DISTRIBUTION OF ORBITER LOWER WING PRESSURES - MACH 2



SYMBOL	DELTA X	Y/B	DELTA Z
○	0.143	0.399	0.226
△	0.103		
◇	0.227		

PARAMETRIC VALUES			
ALPHAB	- 9.932	MACH	2.000
ALPHA1	0.000	ORBPOW	100.000
BS1POW	50.000		

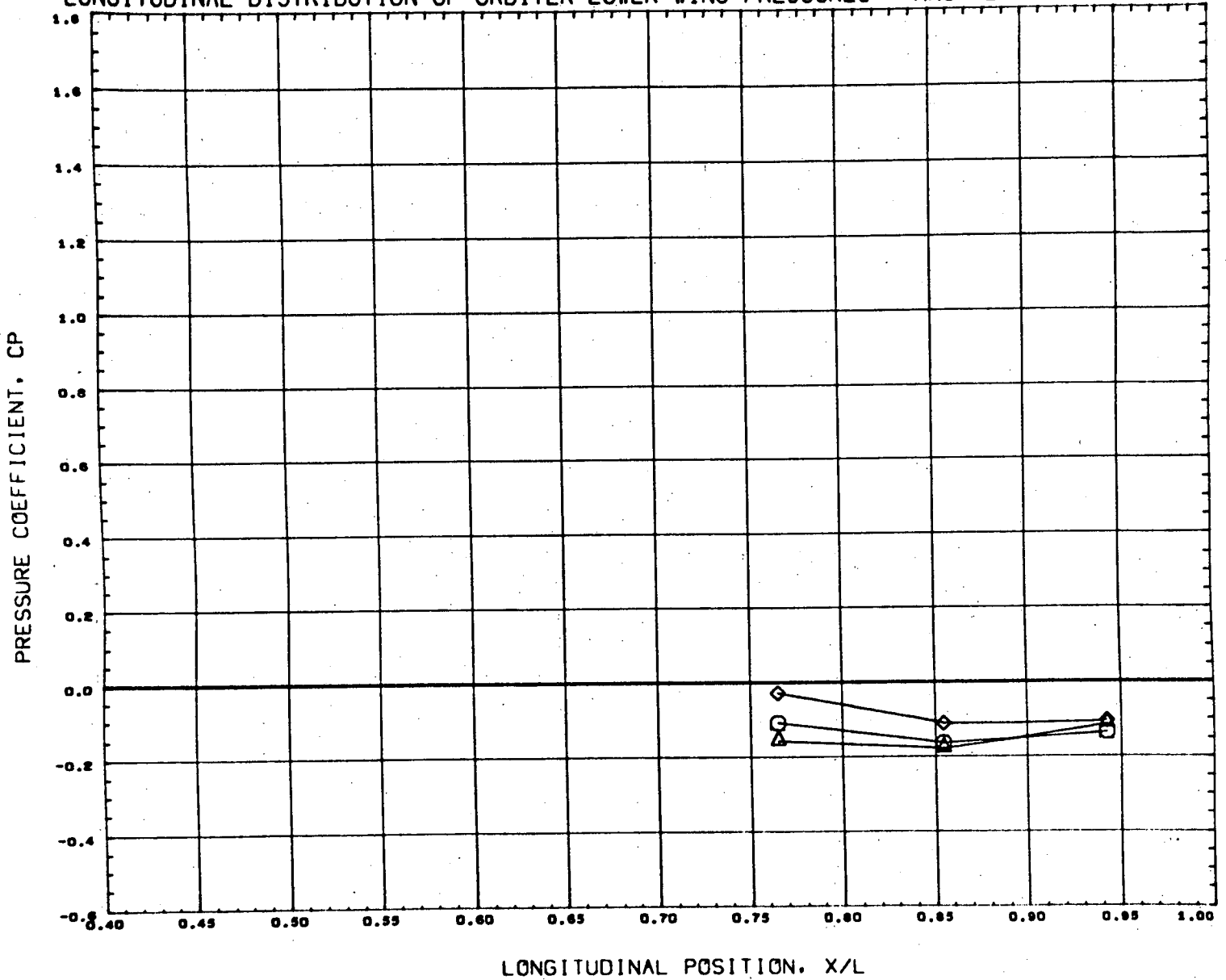
REFERENCE FILE

AEDC VA1163 MDAC ORBITER (LOWER WING)

•HT8211•

PAGE 278

# LONGITUDINAL DISTRIBUTION OF ORBITER LOWER WING PRESSURES - MACH 2



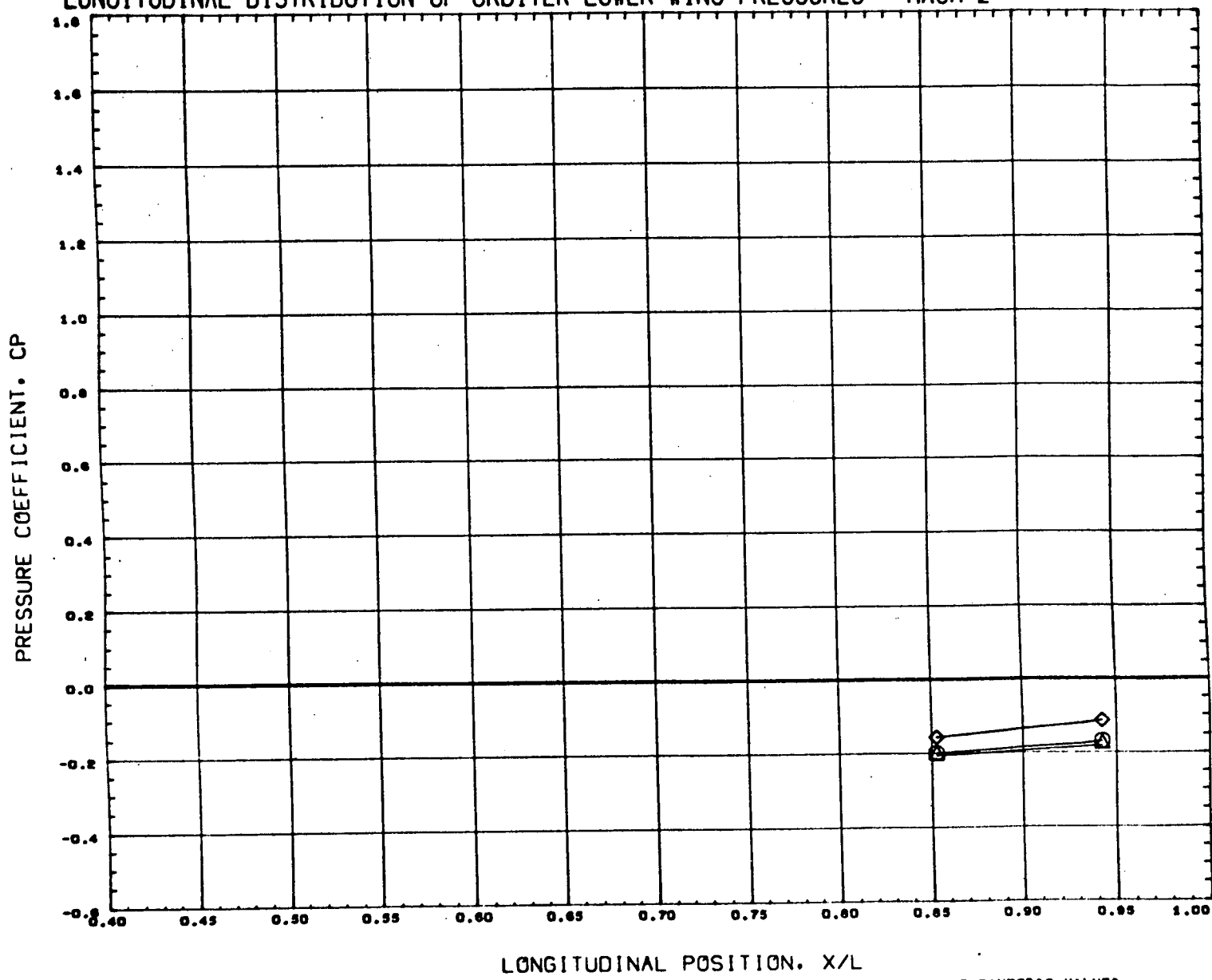
LONGITUDINAL POSITION, X/L

SYMBOL	DELTA X	Y/B	DELTA Z
○	0.143	0.968	0.228
△	0.103		
◇	0.227		

PARAMETRIC VALUES			
ALPHA B	9.952	MACH	2.000
ALPHA T	0.000	ORBPOW	100.000
BSTPOW	30.000		

REFERENCE FILE

# LONGITUDINAL DISTRIBUTION OF ORBITER LOWER WING PRESSURES - MACH 2



SYMBOL	DELTA X	Y/B	DELTA Z
○	0.143	0.738	0.226
△	0.103		
◇	0.227		

PARAMETRIC VALUES			
ALPHAB	9.952	MACH	2.000
ALPHAI	0.000	ORSPOW	100.000
BSTPOW	50.000		

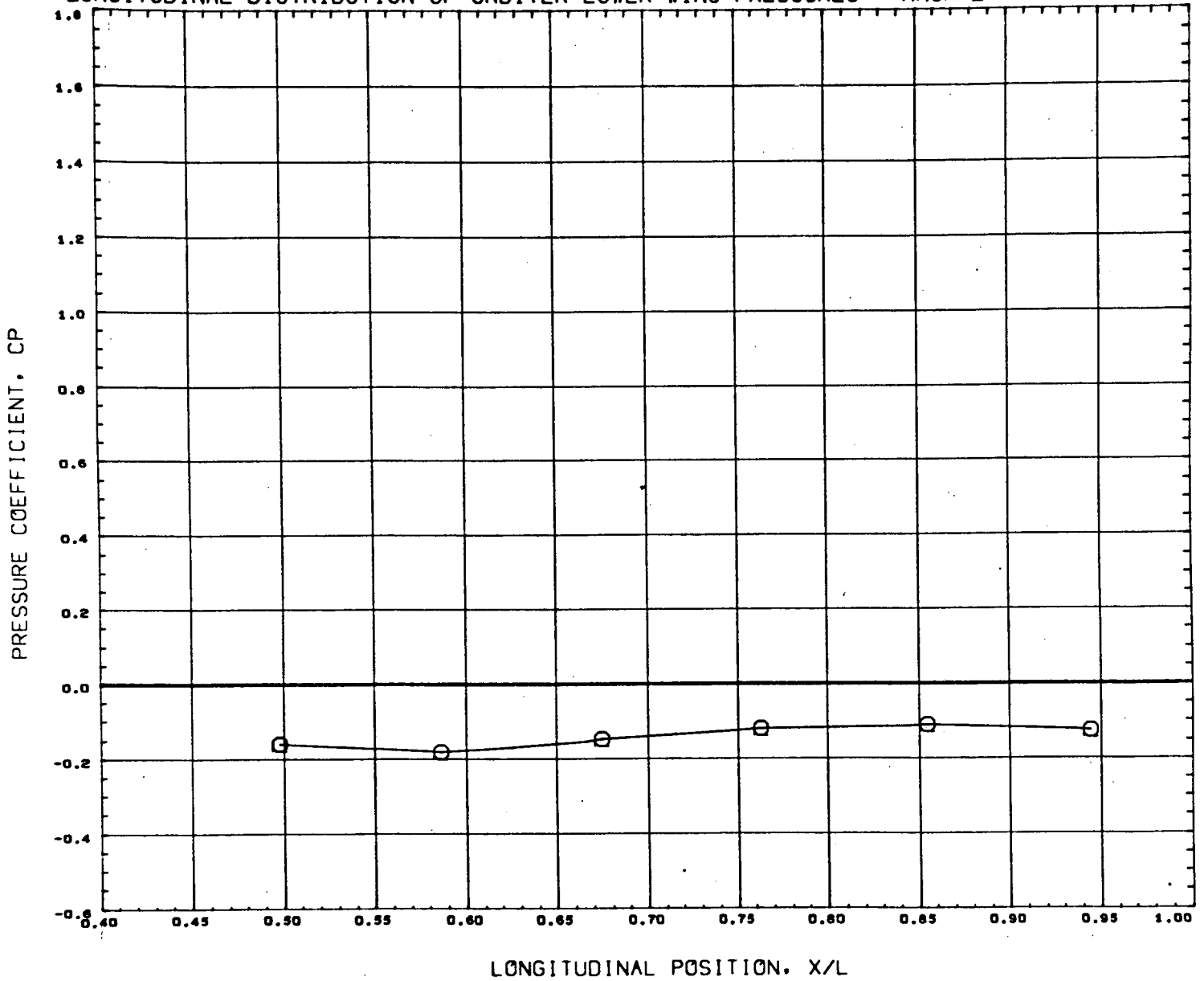
REFERENCE FILE

AEDC VA1163 MDAC ORBITER (LOWER WING)

•HT8211•

PAGE 280

# LONGITUDINAL DISTRIBUTION OF ORBITER LOWER WING PRESSURES - MACH 2



SYMBOL	DELTA X	Y/B	DELTA Z
○	0.390	0.230	0.908

PARAMETRIC VALUES			
ALPHAB	9.952	MACH	2.000
ALPHA I	0.000	ORBPOW	100.000
BSTPOW	50.000		

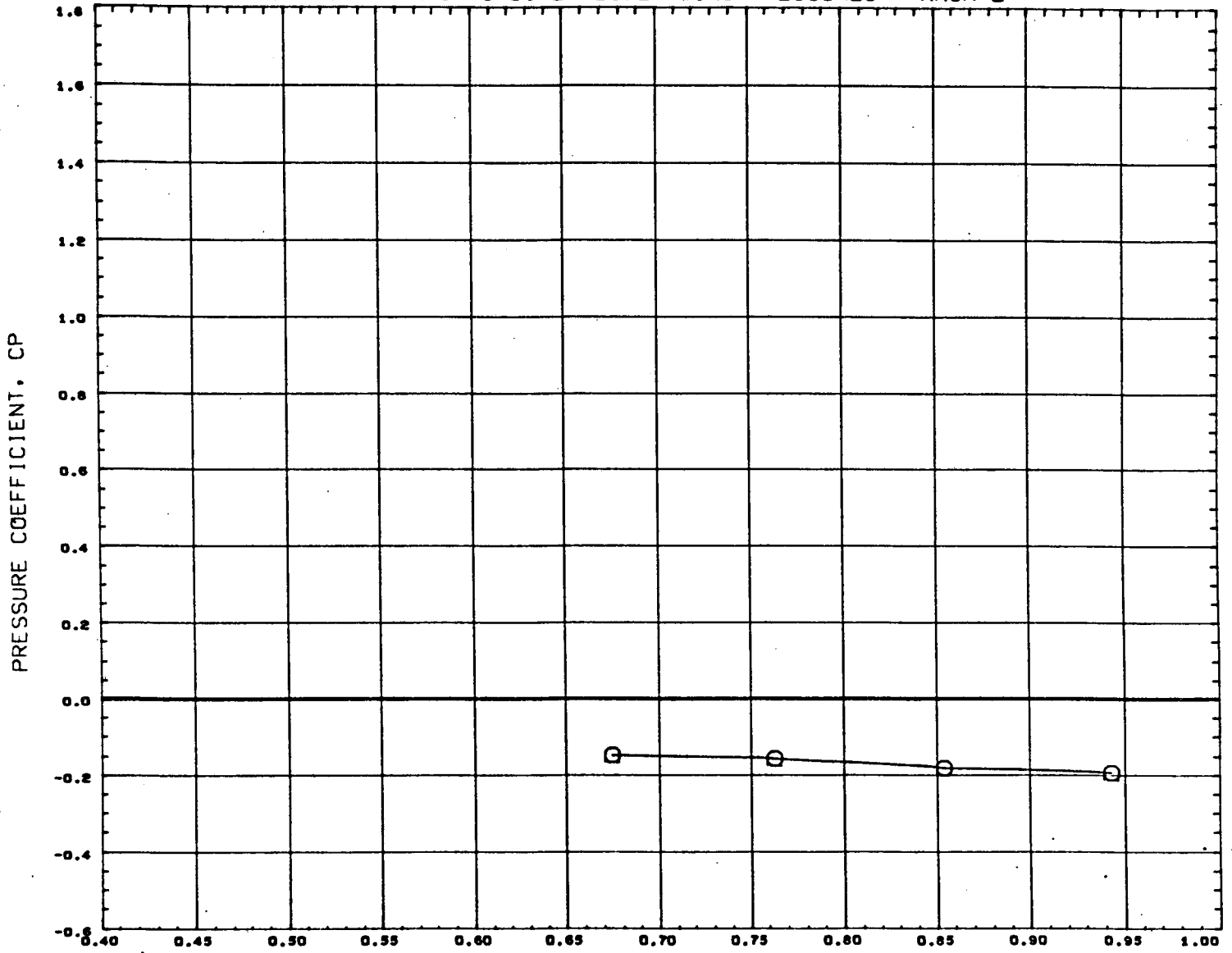
REFERENCE FILE

AEDC VA1163 MDAC ORBITER (LOWER WING)

•HT8211•

PAGE 281

# LONGITUDINAL DISTRIBUTION OF ORBITER LOWER WING PRESSURES - MACH 2



LONGITUDINAL POSITION, X/L

SYMBOL	DELTA X	Y/B	DELTA Z
○	- 0.390	0.399	0.908

PARAMETRIC VALUES			
ALPHAB	- 9.952	MACH	2.000
ALPHAI	0.000	ORBPOW	100.000
BSTPOW	50.000		

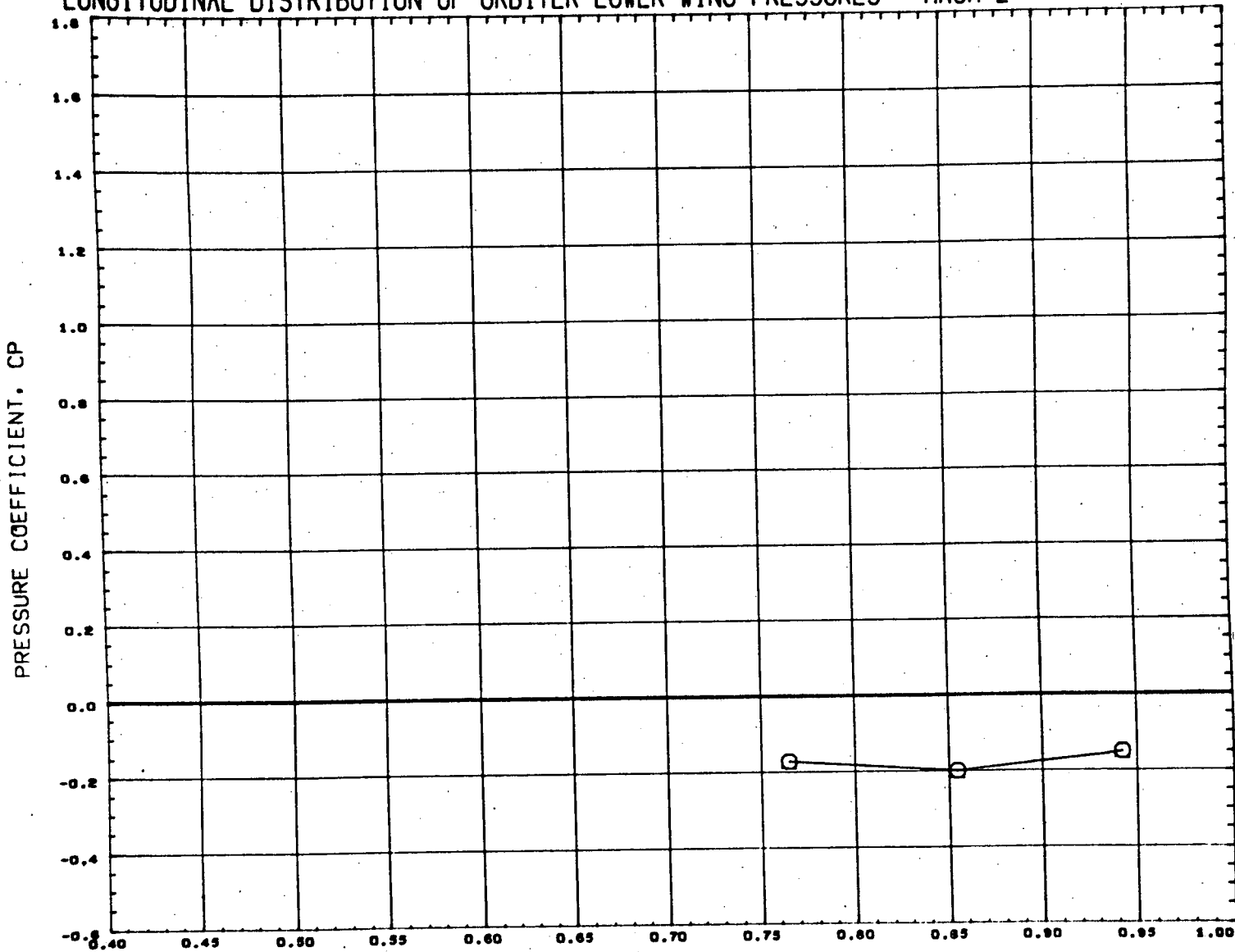
REFERENCE FILE

AEDC VA1163 MDAC ORBITER (LOWER WING)

•HT8211•

PAGE 282

# LONGITUDINAL DISTRIBUTION OF ORBITER LOWER WING PRESSURES - MACH 2



LONGITUDINAL POSITION, X/L

SYMBOL	DELTA X	Y/B	DELTA Z
○	0.390	0.566	0.908

PARAMETRIC VALUES			
ALPHAB	9.952	MACH	2.000
ALPHAI	0.000	ORBPOW	100.000
BSTPOW	50.000		

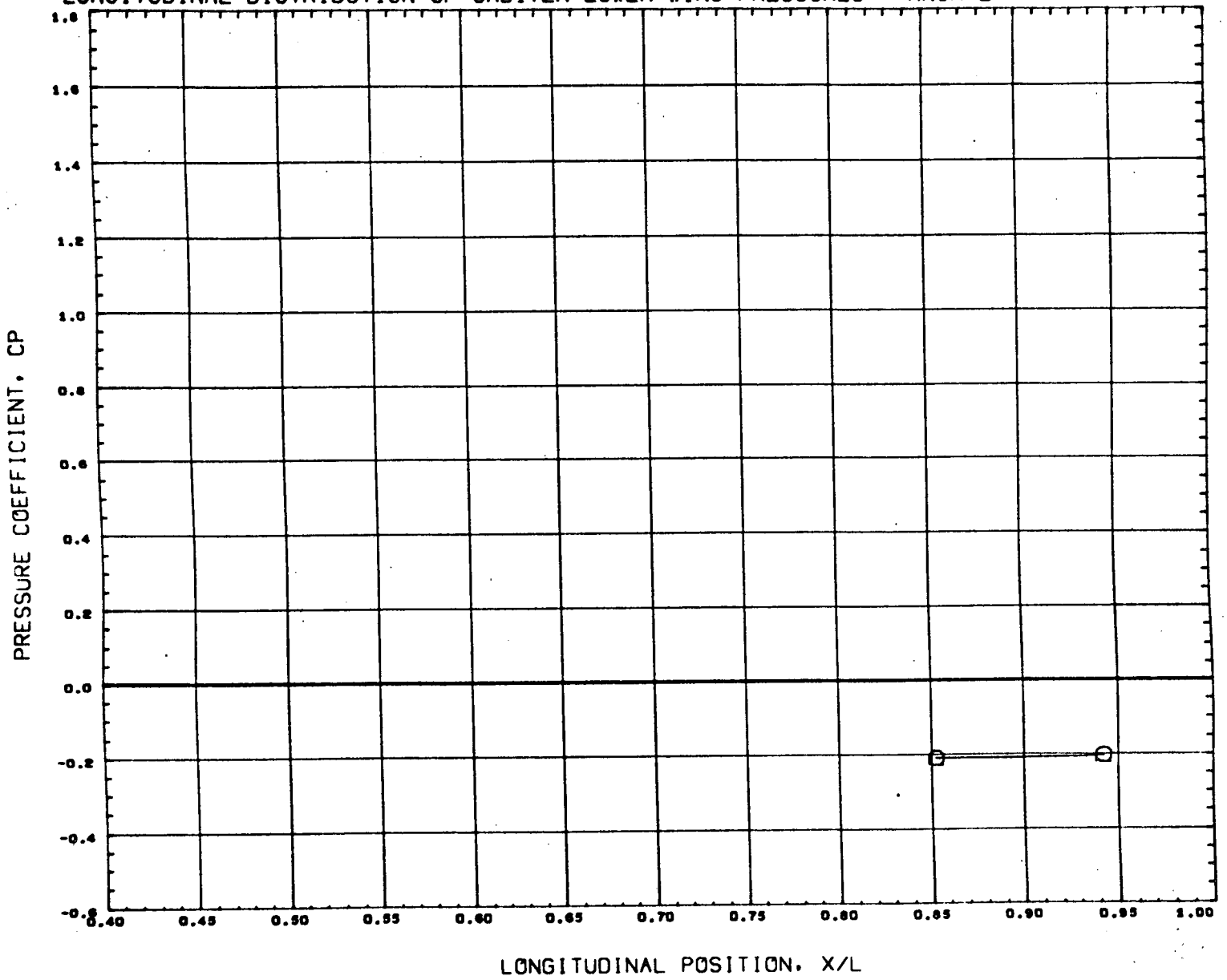
REFERENCE FILE

AEDC VA1163 MDAC ORBITER (LOWER WING)

•HT8211•

PAGE 283

LONGITUDINAL DISTRIBUTION OF ORBITER LOWER WING PRESSURES - MACH 2



SYMBOL	DELTA X	Y/B	DELTA Z
○	0.390	0.736	0.906

PARAMETRIC VALUES			
ALPHAB	- 9.952	MACH	2.000
ALPHA I	0.000	ORBPOW	100.000
BSTPOW	90.000		

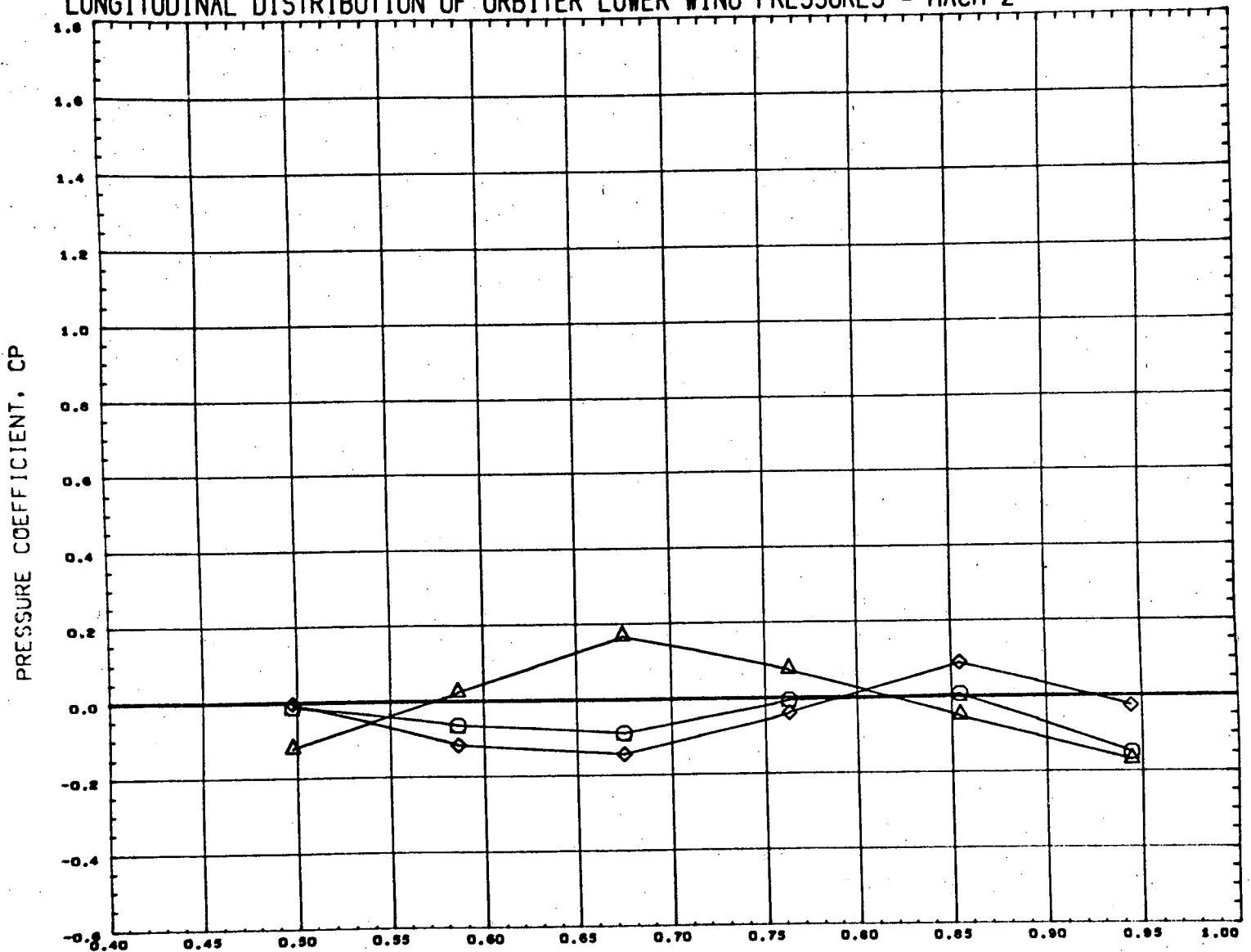
REFERENCE FILE

AEDC VA1163 MDAC ORBITER (LOWER WING)

•HT8211•

PAGE 284

# LONGITUDINAL DISTRIBUTION OF ORBITER LOWER WING PRESSURES - MACH 2



LONGITUDINAL POSITION, X/L

SYMBOL	DELTA X	Y/B	DELTA Z
○	0.143	0.230	0.120
△	0.104		
◇	0.226		

PARAMETRIC VALUES			
ALPHAB	4.935	MACH	2.000
ALPHA I	0.000	ORBPOW	100.000
BSTPOW	50.000		

REFERENCE FILE

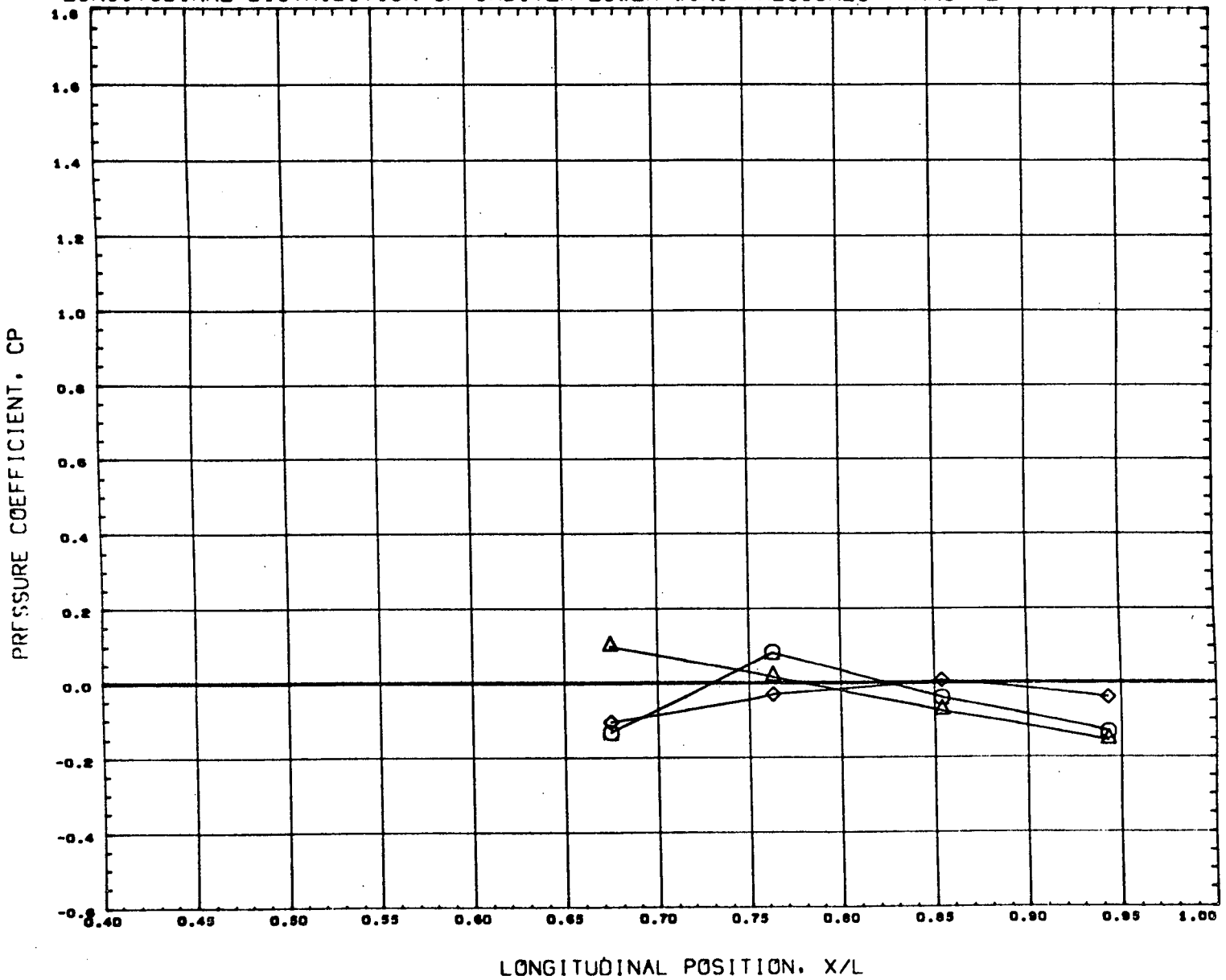
AEDC VA1163 MDAC ORBITER (LOWER WING)

•HT8212•

PAGE 285



# LONGITUDINAL DISTRIBUTION OF ORBITER LOWER WING PRESSURES - MACH 2



LONGITUDINAL POSITION, X/L

SYMBOL	DELTA X	Y/B	DELTA Z
○	0.143	0.399	0.120
△	0.104		
◇	0.220		

PARAMETRIC VALUES			
ALPHA B	4.935	MACH	2.000
ALPHA I	0.000	ORSPOW	100.000
BSTPOW	50.000		

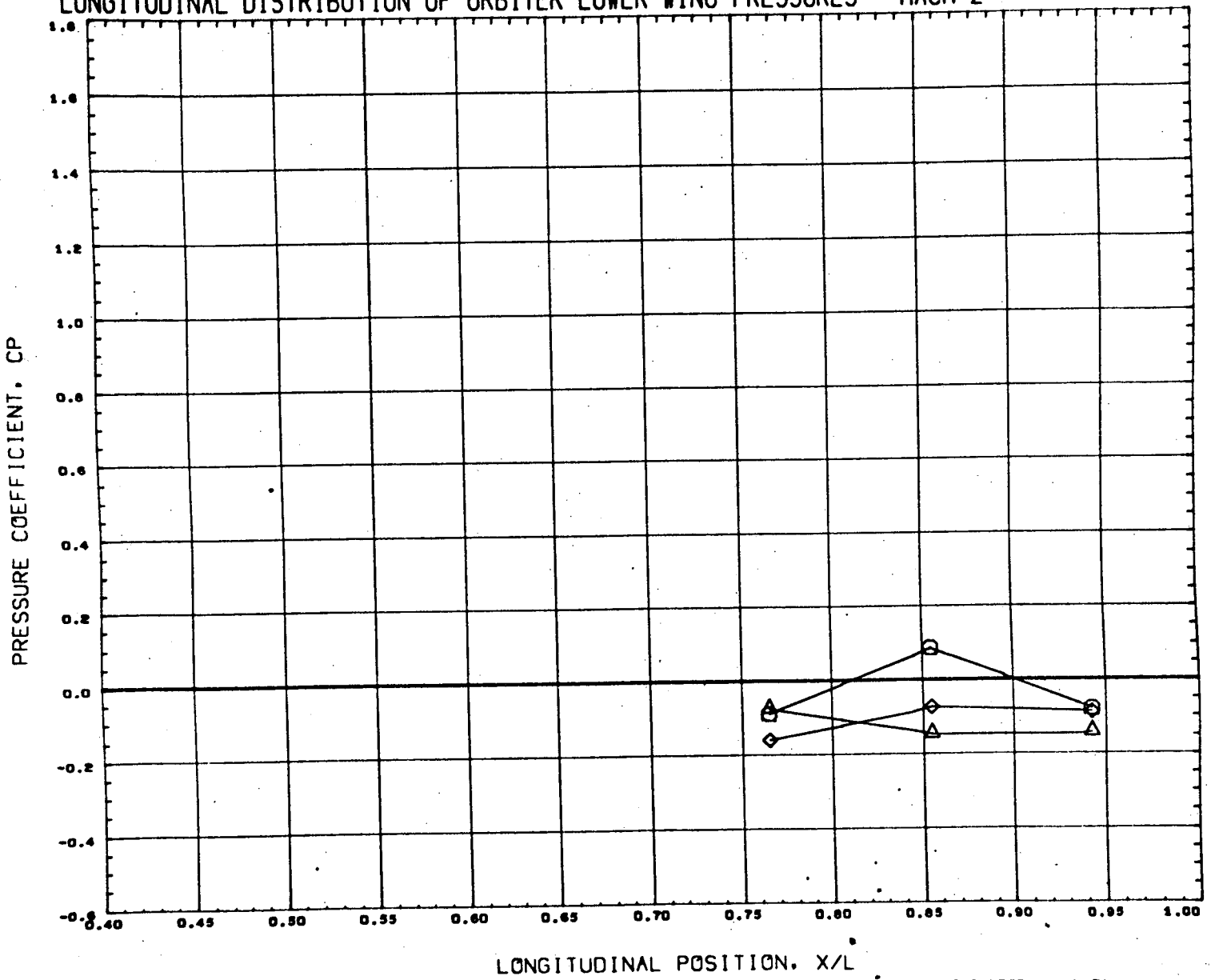
REFERENCE FILE

AEDC VA1163 MDAC ORBITER (LOWER WING)

•HT8212•

PAGE 286

# LONGITUDINAL DISTRIBUTION OF ORBITER LOWER WING PRESSURES - MACH 2

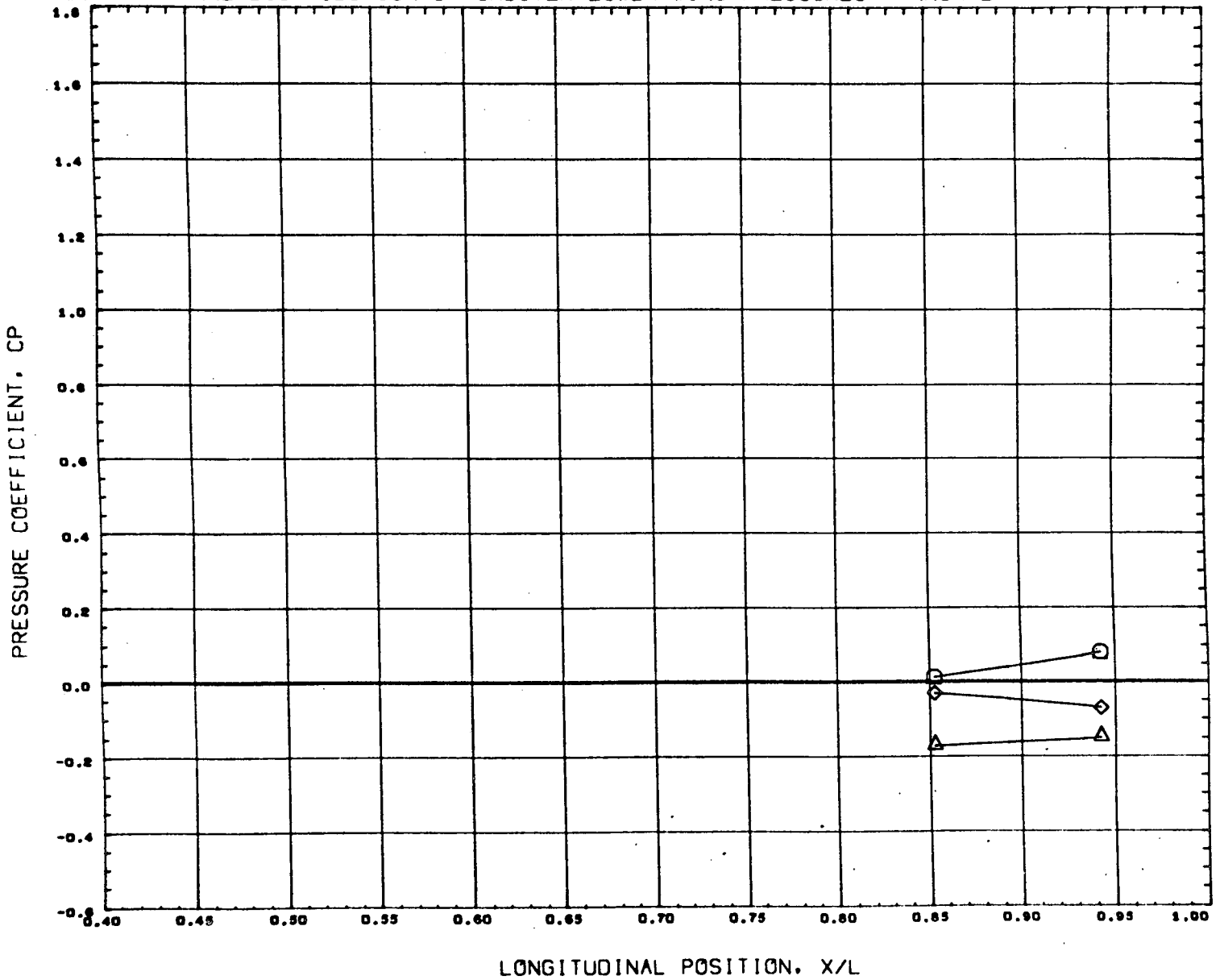


SYMBOL	DELTA X	Y/B	DELTA Z
○	0.143	0.366	0.120
△	0.104		
◇	0.226		

PARAMETRIC VALUES			
ALPHA B	4.935	MACH	2.000
ALPHA I	0.000	ORBPOW	100.000
BSTPCW	50.000		

REFERENCE FILE

# LONGITUDINAL DISTRIBUTION OF ORBITER LOWER WING PRESSURES - MACH 2



SYMBOL	DELTA X	Y/B	DELTA Z
○	0.143	0.730	0.120
△	0.106		
◇	0.220		

PARAMETRIC VALUES			
ALPHA <sub>B</sub>	4.935	MACH	2.000
ALPHA <sub>I</sub>	0.000	ORBPOW	100.000
BSTPOW	90.000		

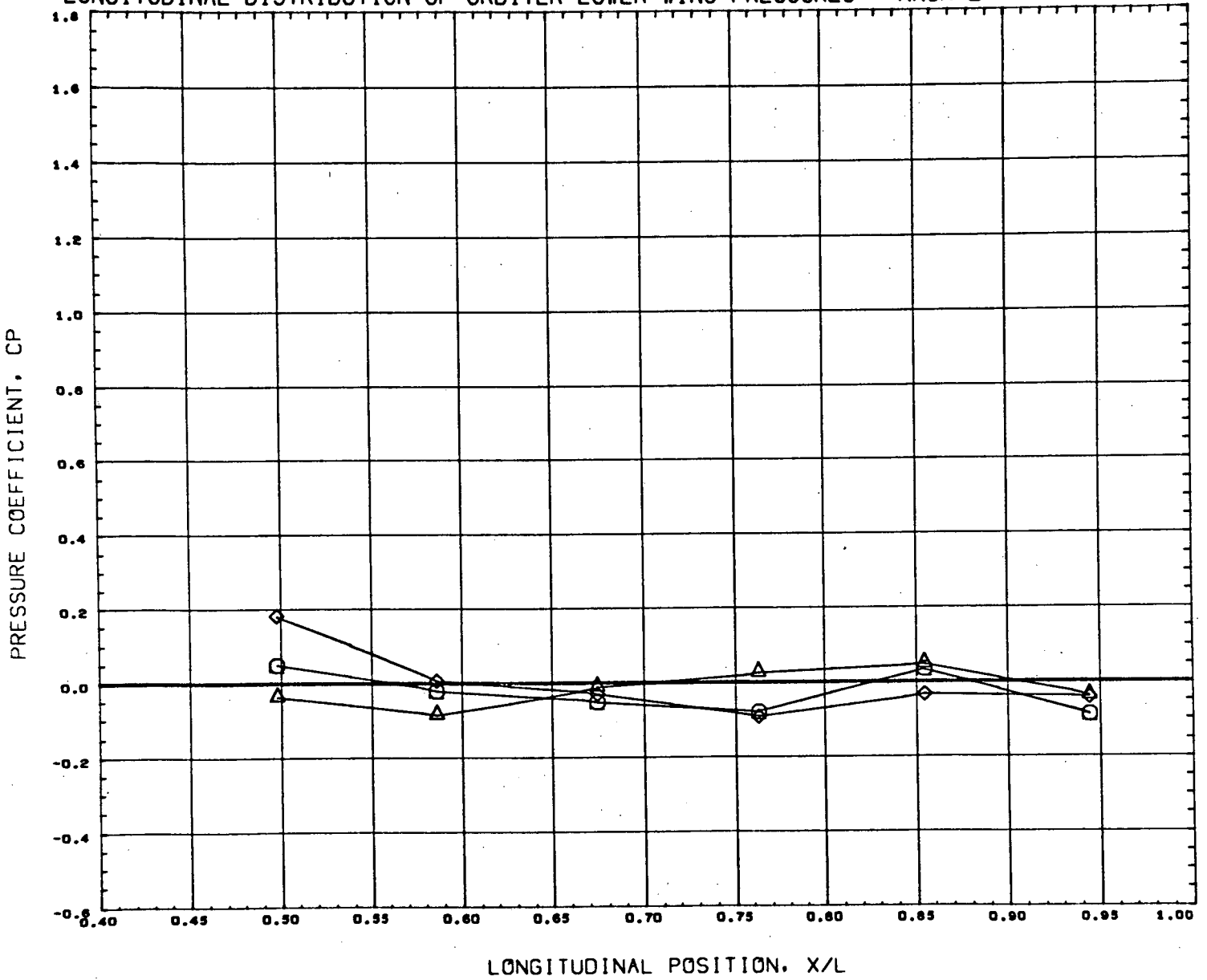
REFERENCE FILE

AEDC VA1163 MDAC ORBITER (LOWER WING)

•HT8212•

PAGE 288

# LONGITUDINAL DISTRIBUTION OF ORBITER LOWER WING PRESSURES - MACH 2



SYMBOL	DELTA X	Y/B	DELTA Z
○	0.144	0.230	0.151
△	0.104		
◇	0.226		

PARAMETRIC VALUES			
ALPHAB	4.935	MACH	2.000
ALPHA I	0.000	ORBPOW	100.000
BSTPOW	50.000		

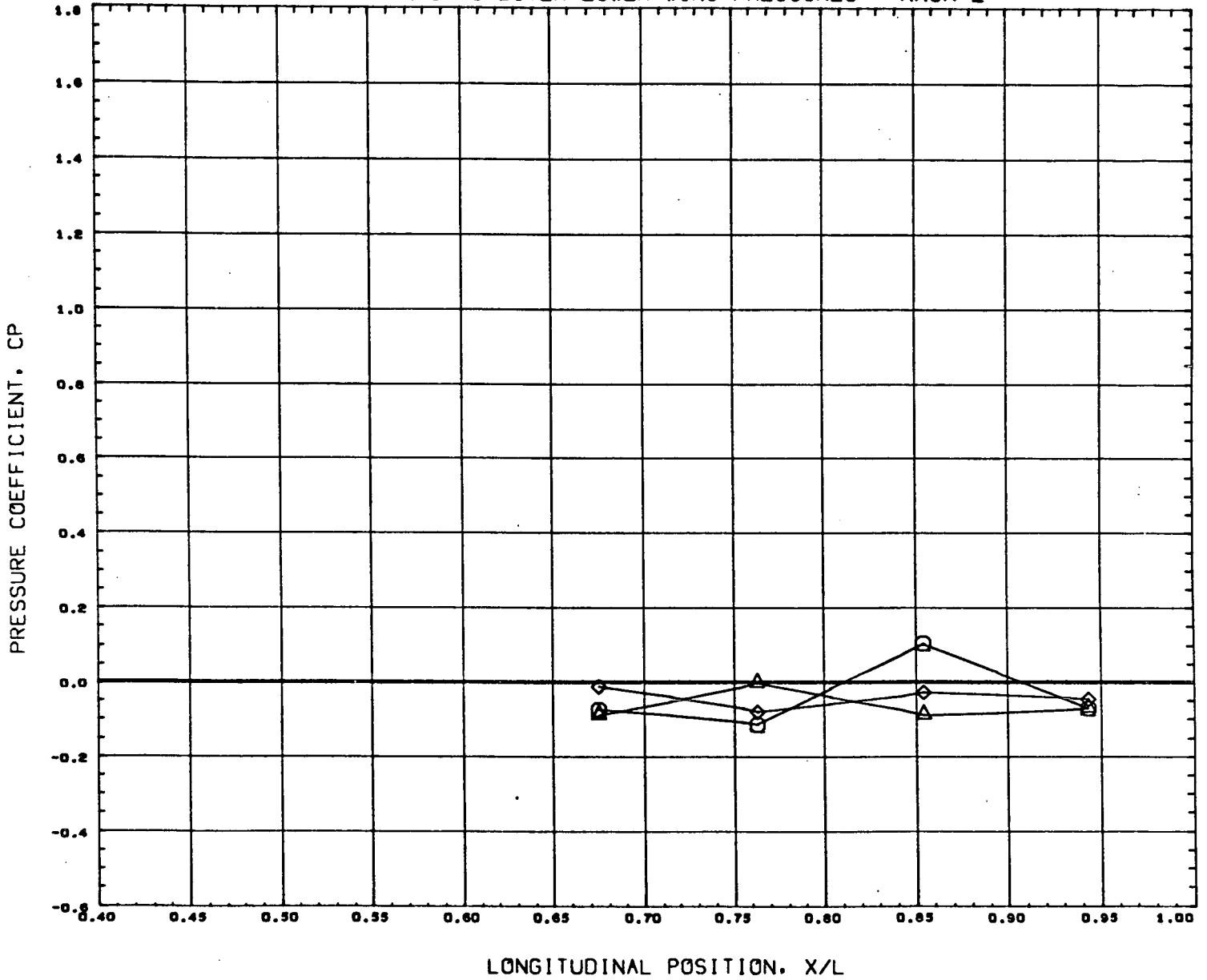
REFERENCE FILE

AEDC VA1163 MDAC ORBITER (LOWER WING)

•HT8212•

PAGE 289

# LONGITUDINAL DISTRIBUTION OF ORBITER LOWER WING PRESSURES - MACH 2



SYMBOL	DELTA X	Y/B	DELTA Z
○	0.144	0.399	0.151
△	0.104		
◇	0.226		

PARAMETRIC VALUES			
ALPHAB	4.935	MACH	2.000
ALPHAI	0.000	ORBPOW	100.000
BSTPOW	50.000		

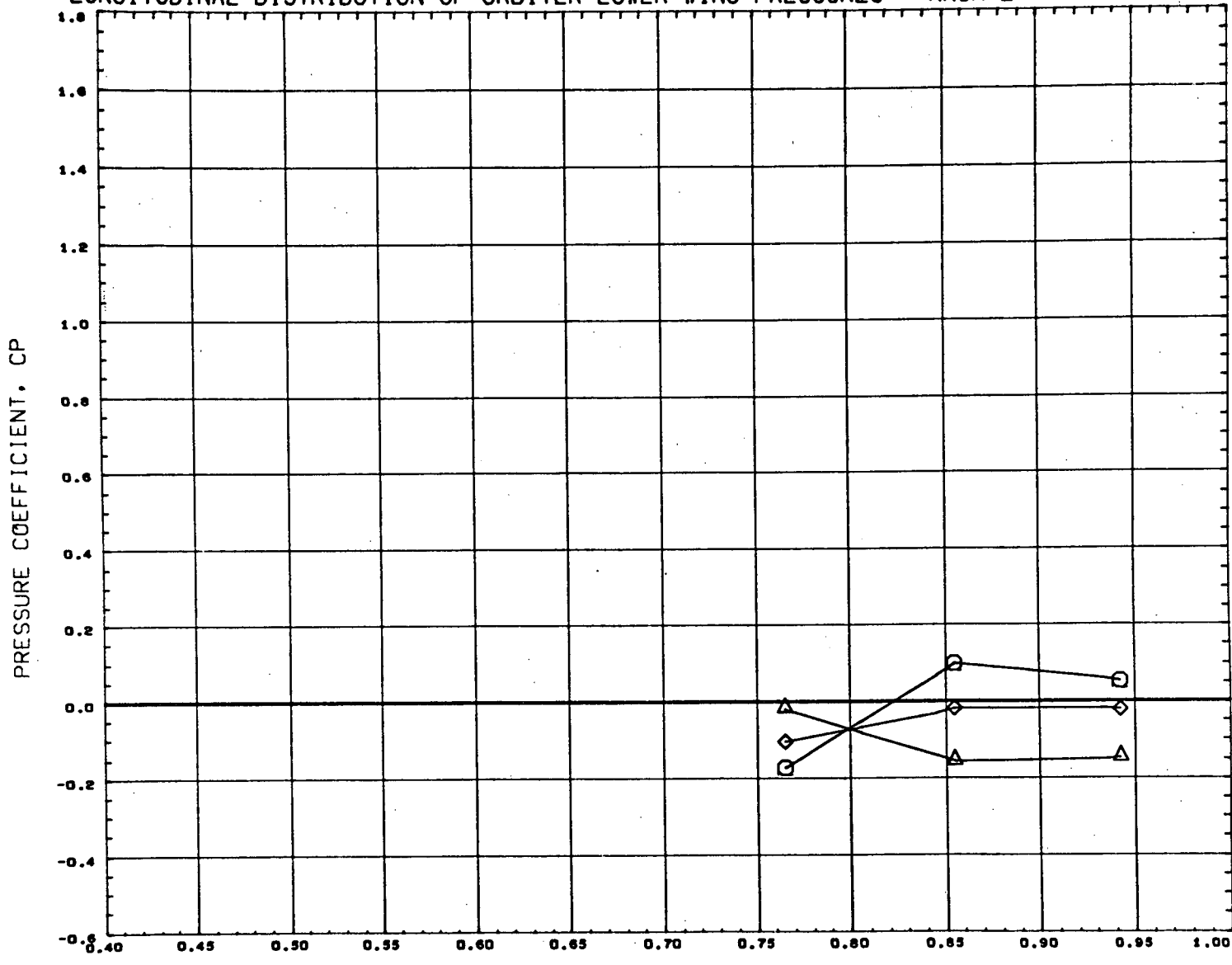
REFERENCE FILE

AEDC VA1163 MDAC ORBITER (LOWER WING)

•HT8212•

PAGE 290

# LONGITUDINAL DISTRIBUTION OF ORBITER LOWER WING PRESSURES - MACH 2



LONGITUDINAL POSITION, X/L

SYMBOL	DELTA X	Y/B	DELTA Z
○	0.144	0.560	0.151
△	0.104		
◇	0.226		

PARAMETRIC VALUES			
ALPHAB	4.935	MACH	2.000
ALPHA I	0.000	ORBPOW	100.000
BSTPOW	50.000		

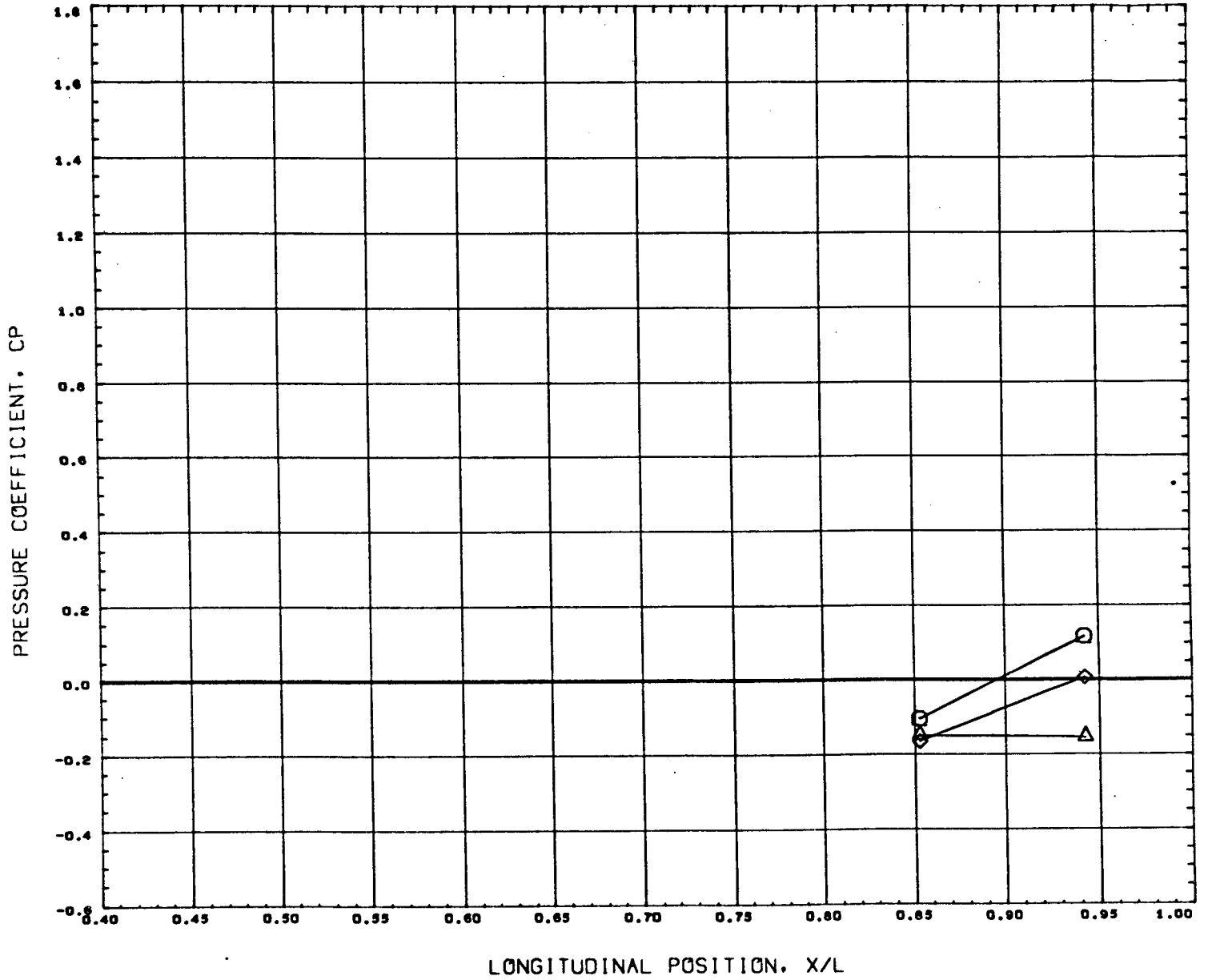
REFERENCE FILE

AEDC VA1163 MDAC ORBITER (LOWER WING)

•HT8212•

PAGE 291

# LONGITUDINAL DISTRIBUTION OF ORBITER LOWER WING PRESSURES - MACH 2



SYMBOL	DELTA X	Y/B	DELTA Z
○	0.144	0.738	0.151
△	0.104		
◇	0.226		

PARAMETRIC VALUES			
ALPHAB	4.935	MACH	2.000
ALPHA I	0.000	ORBPOW	100.000
BSTPOW	50.000		

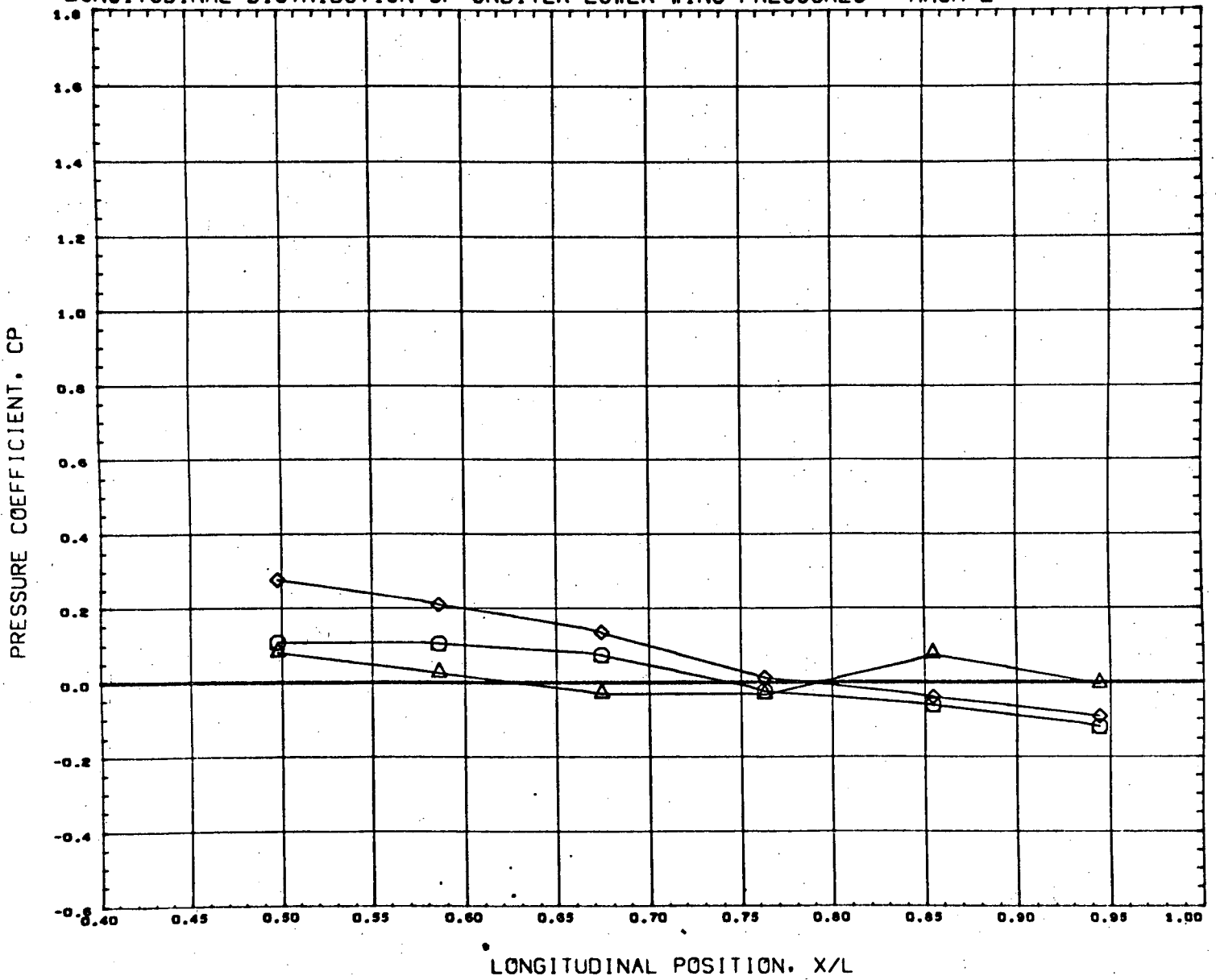
REFERENCE FILE

AEDC VA1163 MDAC ORBITER (LOWER WING)

•HT8212•

PAGE 292

# LONGITUDINAL DISTRIBUTION OF ORBITER LOWER WING PRESSURES - MACH 2



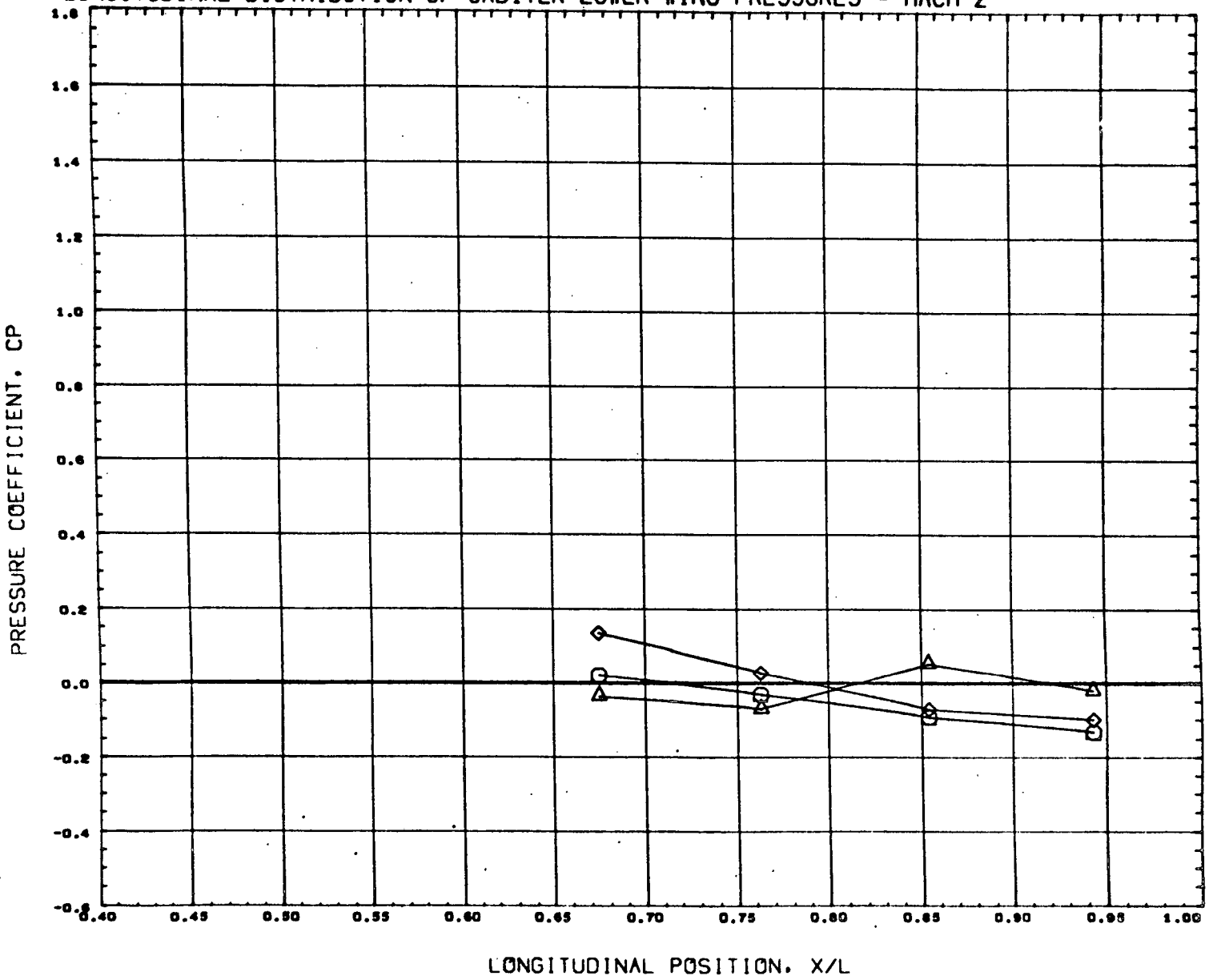
SYMBOL	DELTA X	Y/B	DELTA Z
○	0.143	0.230	0.228
△	0.103		
◇	0.227		

PARAMETRIC VALUES			
ALPHAB	4.935	MACH	2.000
ALPHA I	0.000	ORBPOW	100.000
BSTPOW	50.000		

REFERENCE FILE



# LONGITUDINAL DISTRIBUTION OF ORBITER LOWER WING PRESSURES - MACH 2

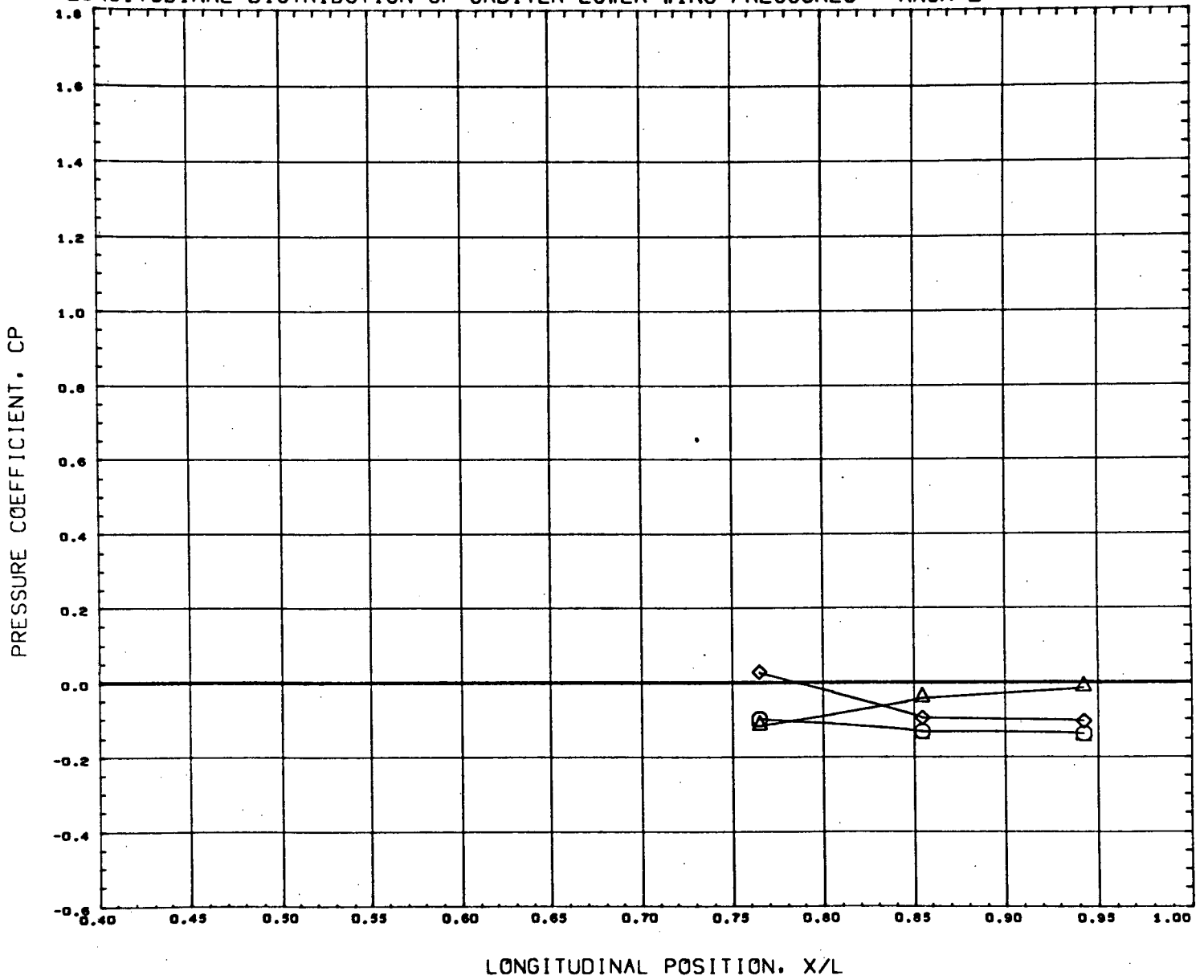


SYMBOL	DELTA X	Y/B	DELTA Z
○	0.143	0.399	0.228
△	0.103		
◇	0.227		

PARAMETRIC VALUES			
ALPHA B	4.935	MACH	2.000
ALPHA I	0.000	ORBPOW	100.000
BSTPOW	50.000		

REFERENCE FILE

# LONGITUDINAL DISTRIBUTION OF ORBITER LOWER WING PRESSURES - MACH 2

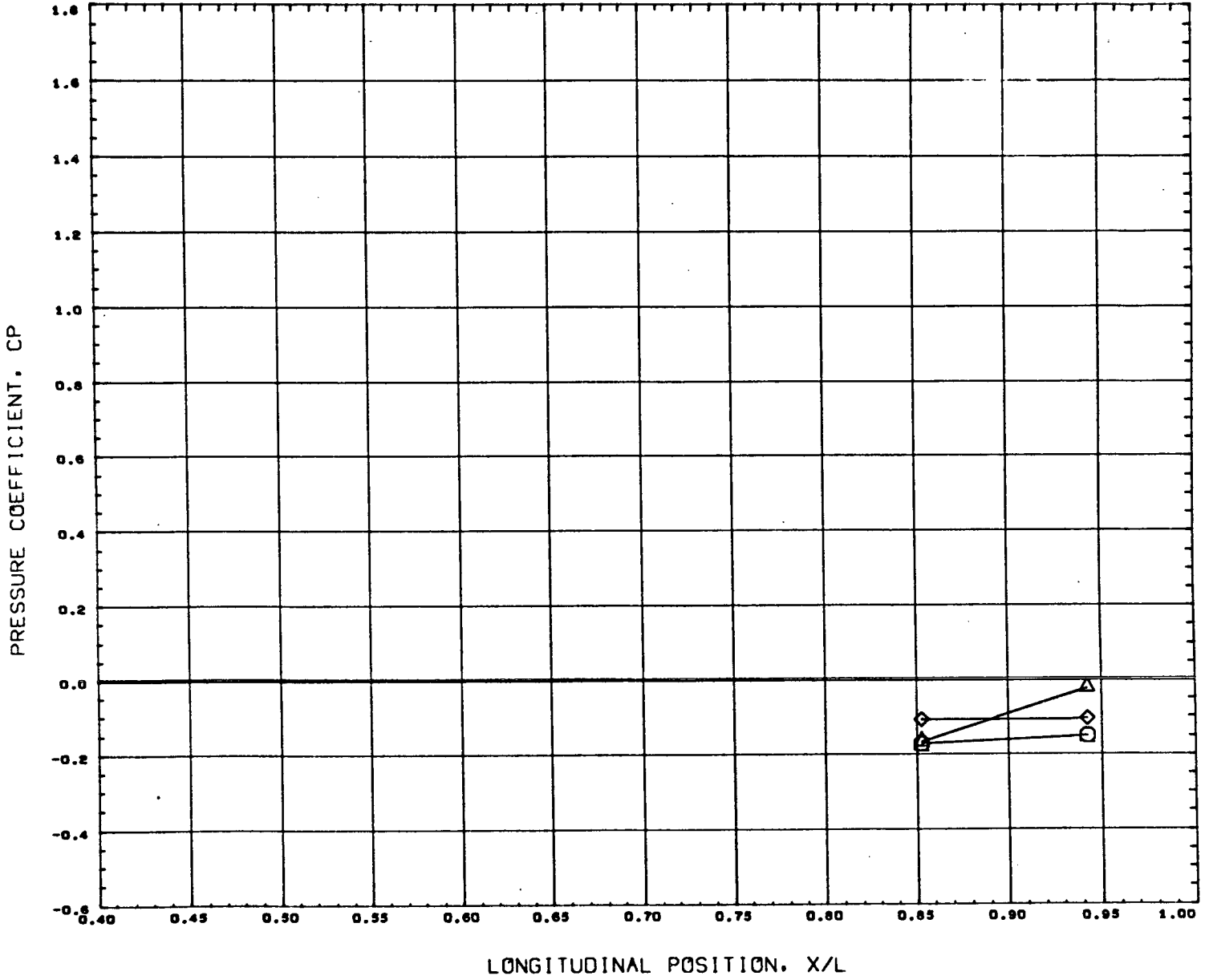


SYMBOL	DELTA X	Y/B	DELTA Z
○	0.143	0.568	0.228
△	0.103		
◇	0.227		

PARAMETRIC VALUES			
ALPHAB	4.935	MACH	2.000
ALPHA1	0.000	ORBPOW	100.000
BSTPOW	50.000		

REFERENCE FILE

# LONGITUDINAL DISTRIBUTION OF ORBITER LOWER WING PRESSURES - MACH 2



SYMBOL	DELTA X	Y/B	DELTA Z
○	0.143	0.738	0.228
△	0.103		
◇	0.227		

PARAMETRIC VALUES			
ALPHAB	4.935	MACH	2.000
ALPHA I	0.000	ORBPOW	100.000
BSTPOW	50.000		

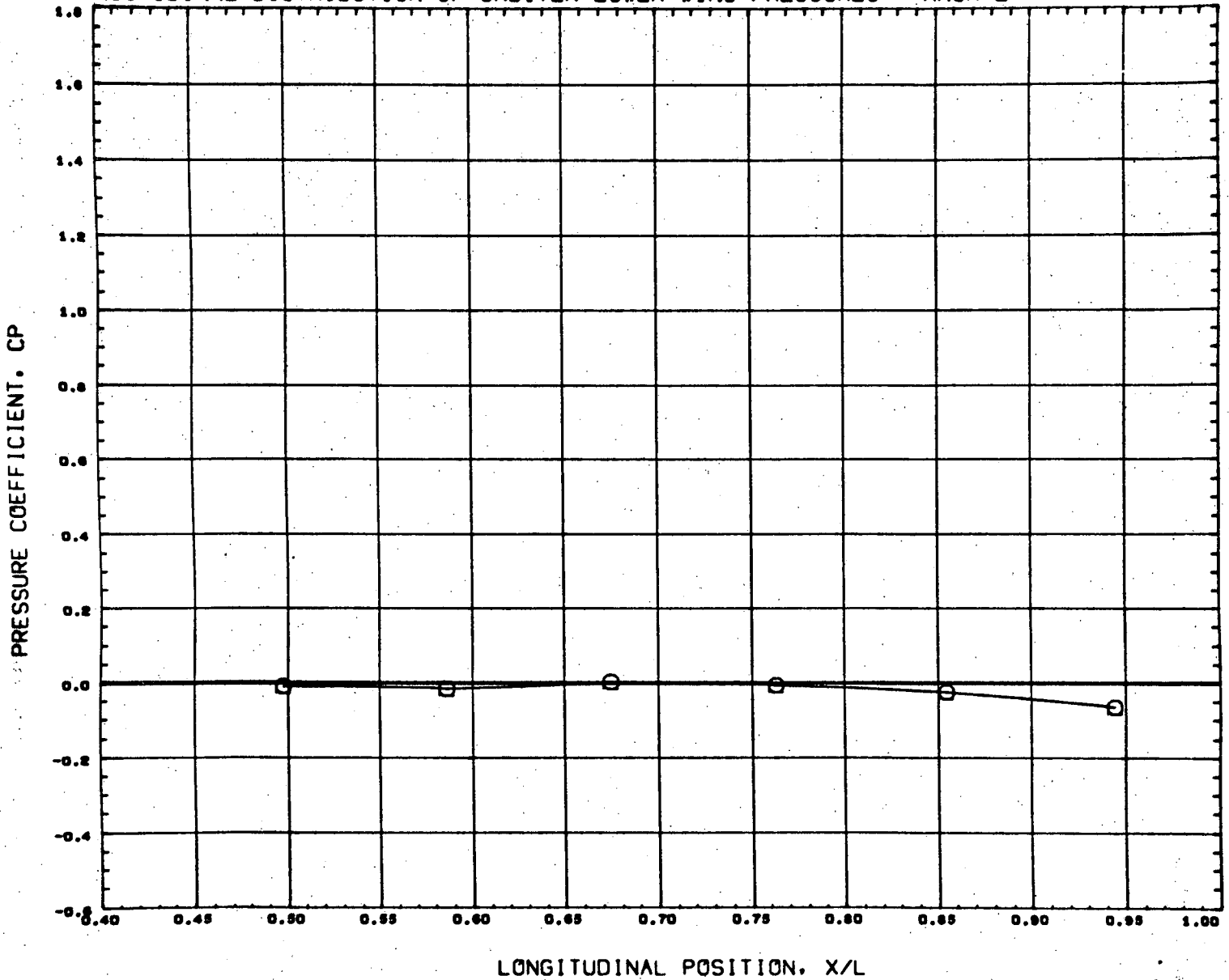
REFERENCE FILE

AEDC VA1163 MDAC ORBITER (LOWER WING)

•HT8212•

PAGE 296

# LONGITUDINAL DISTRIBUTION OF ORBITER LOWER WING PRESSURES - MACH 2



SYMBOL    DELTAX    Y/B    DELTAZ  
 ○        - 0.390    0.230    0.908

PARAMETRIC VALUES  
 ALPHAB - 4.935    MACH    2.000  
 ALPHAI    0.000    ORBPOW    100.000  
 SSTPOW    50.000

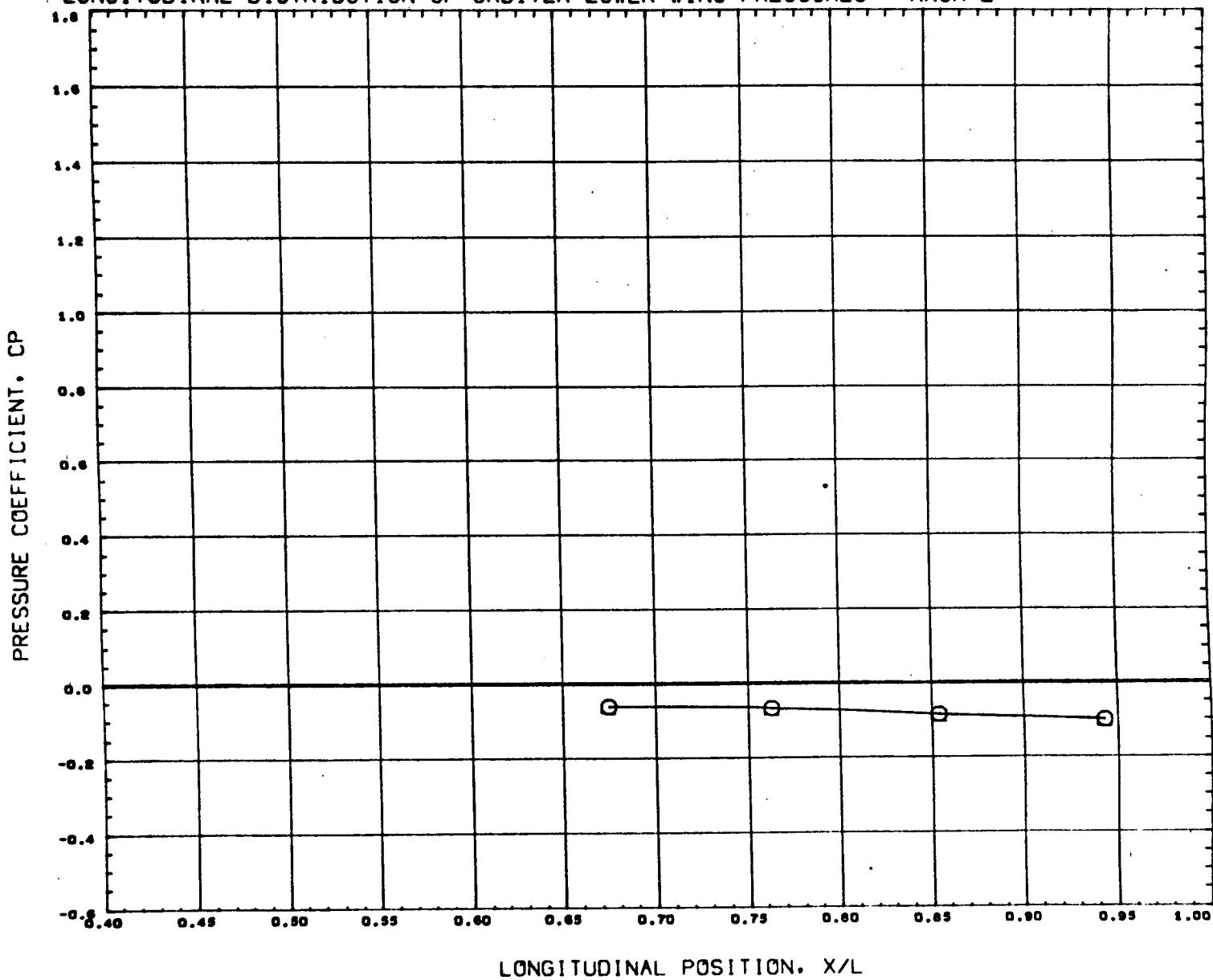
REFERENCE FILE

AEDC VA1163 MDAC ORBITER (LOWER WING)

•HT8212•

PAGE 297

# LONGITUDINAL DISTRIBUTION OF ORBITER LOWER WING PRESSURES - MACH 2



SYMBOL DELTAX Y/B DELTAZ  
 ○ - 0.300 0.399 0.908

PARAMETRIC VALUES  
 ALPHAB - 4.935 MACH 2.000  
 ALPHAI 0.000 ORBPOW 100.000  
 BSTPOW 50.000

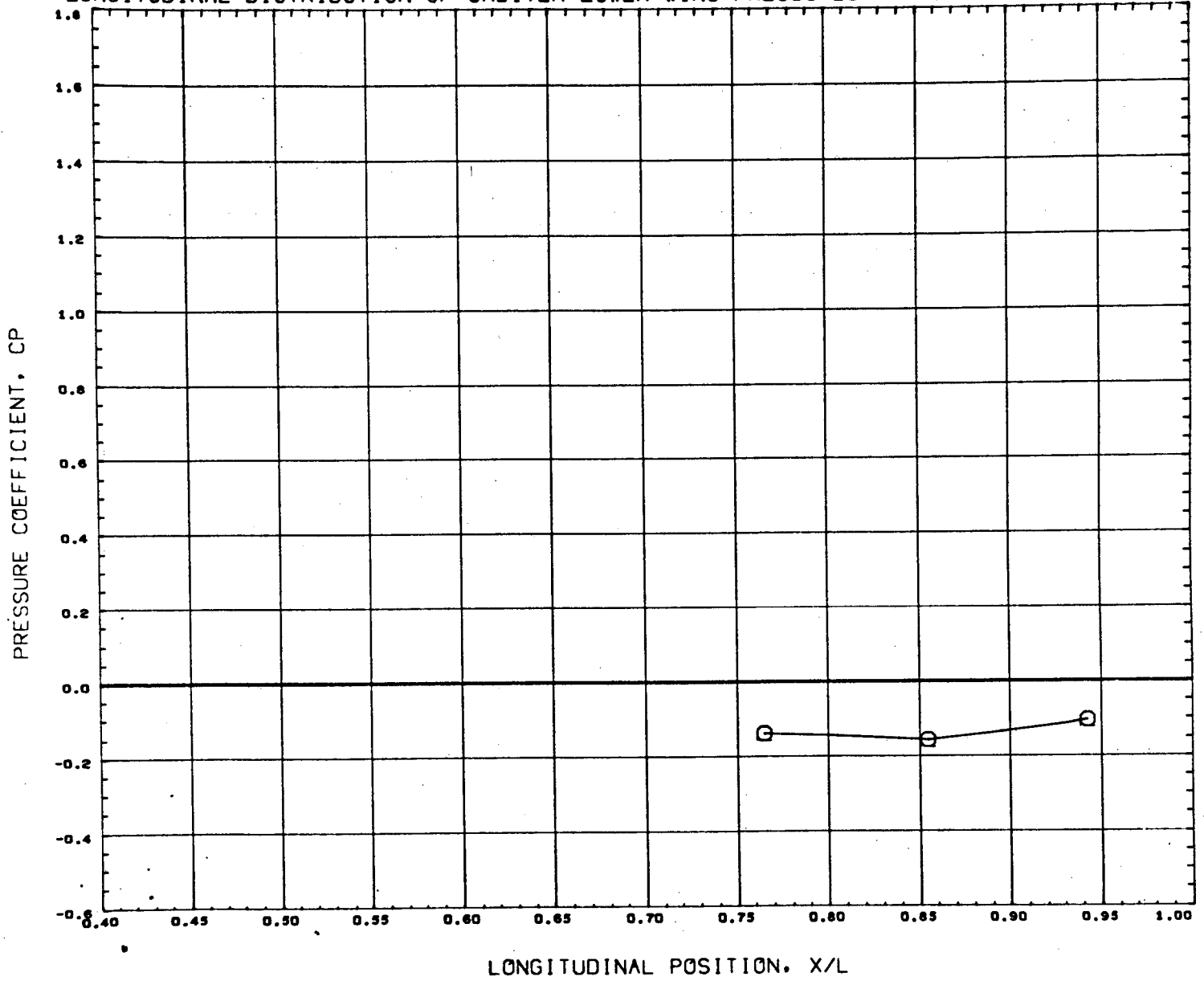
REFERENCE FILE

AEDC VA1163 MDAC ORBITER (LOWER WING)

•HT8212•

PAGE 298

# LONGITUDINAL DISTRIBUTION OF ORBITER LOWER WING PRESSURES - MACH 2



SYMBOL	DELTA X	Y/B	DELTA Z
○	0.390	0.568	0.908

PARAMETRIC VALUES			
ALPHAB	- 4.935	MACH	2.000
ALPHA1	0.000	ORBPOW	100.000
BSTPOW	50.000		

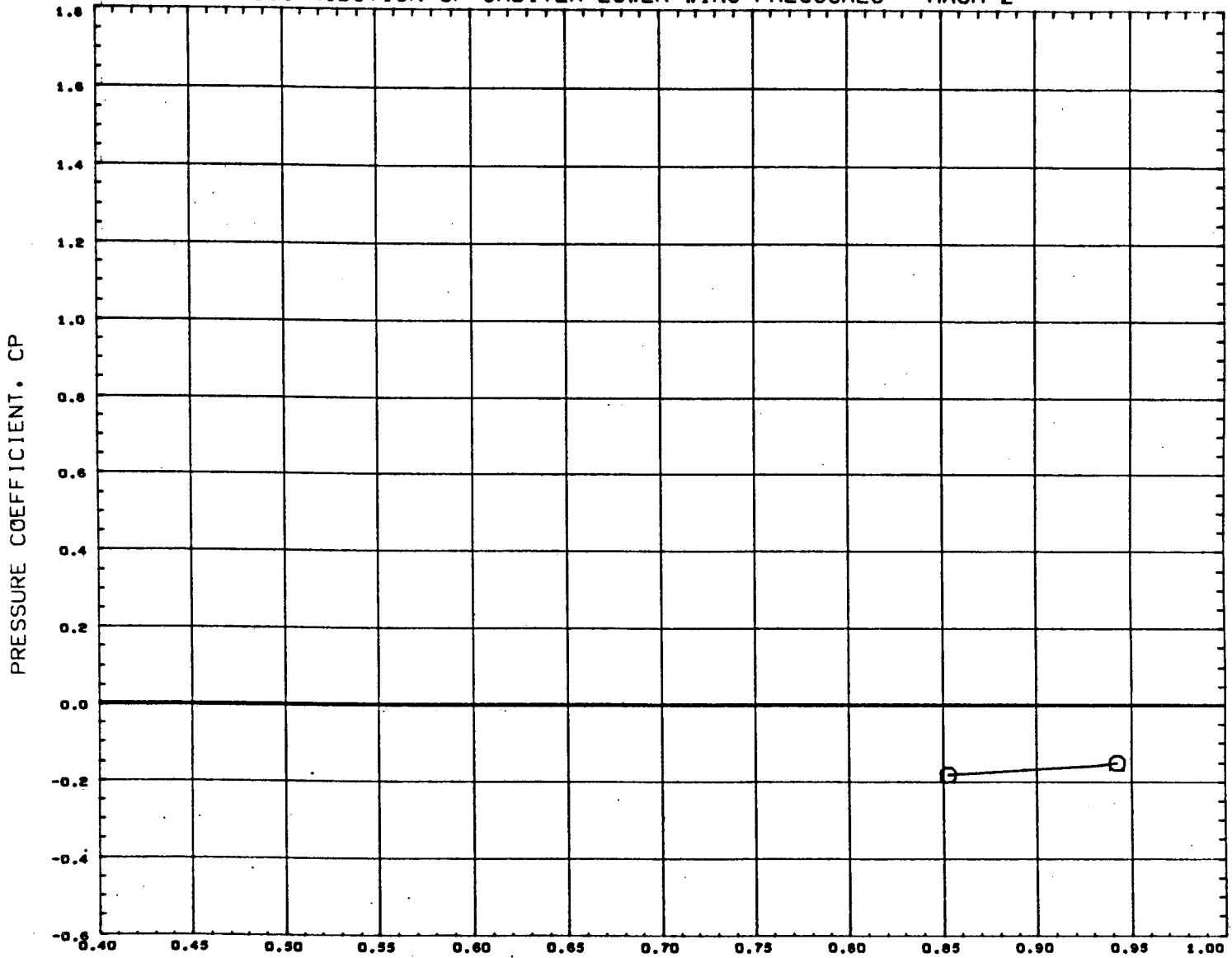
REFERENCE FILE

AEDC VA1163 MDAC ORBITER (LOWER WING)

•HT8212•

PAGE 299

# LONGITUDINAL DISTRIBUTION OF ORBITER LOWER WING PRESSURES - MACH 2



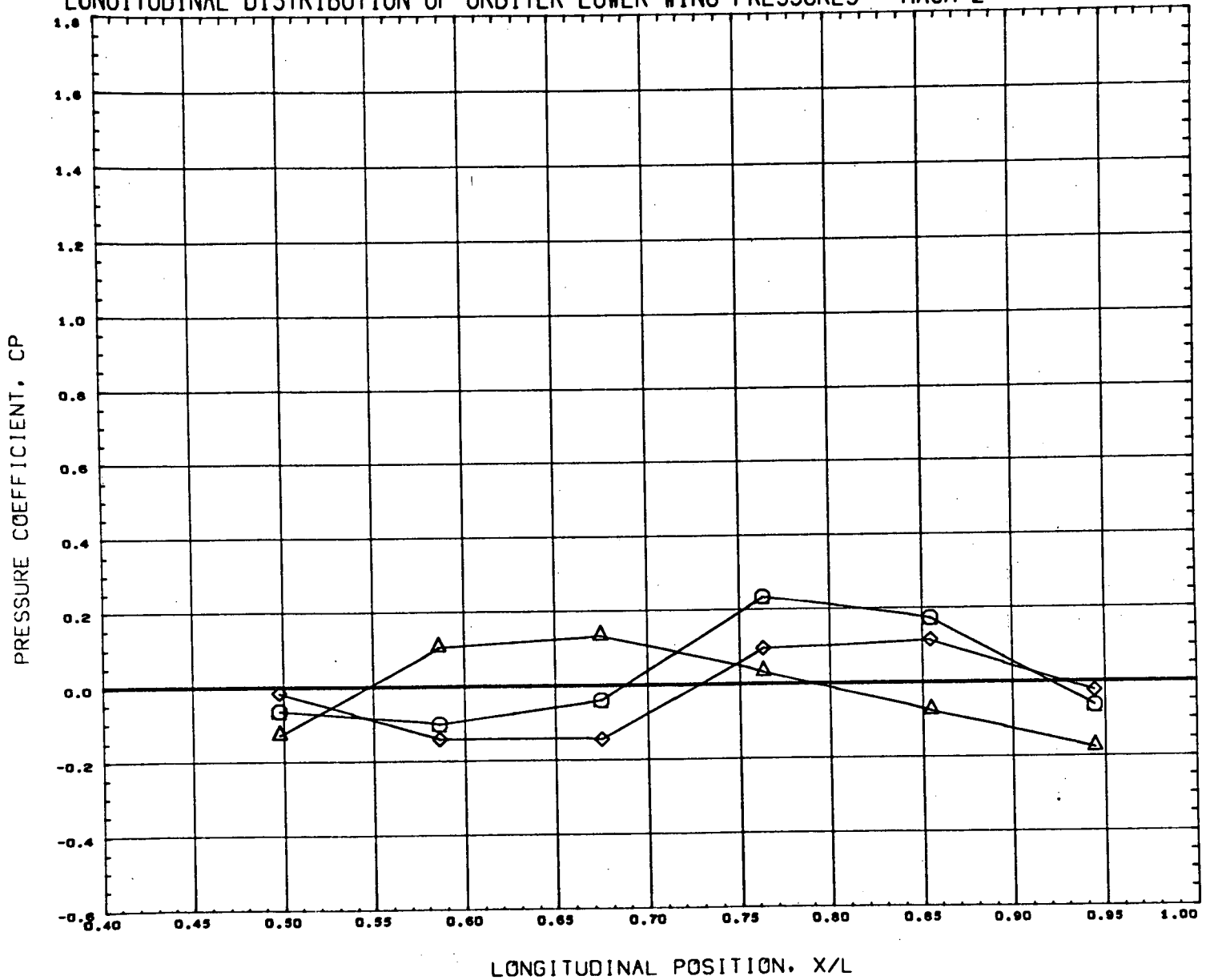
LONGITUDINAL POSITION, X/L

SYMBOL	DELTA X	Y/B	DELTA Z
○	- 0.390	0.738	0.908

PARAMETRIC VALUES			
ALPHAB	- 4.935	MACH	2.000
ALPHA I	0.000	ORBPOW	100.000
BSTPOW	50.000		

REFERENCE FILE

# LONGITUDINAL DISTRIBUTION OF ORBITER LOWER WING PRESSURES - MACH 2



SYMBOL	DELTA X	Y/B	DELTA Z
○	0.143	0.230	0.120
△	0.103		
◇	0.227		

PARAMETRIC VALUES		
ALPHAB	0.027	MACH 2.000
ALPHA I	0.000	ORBPOW 100.000
BSTPOW	90.000	

REFERENCE FILE

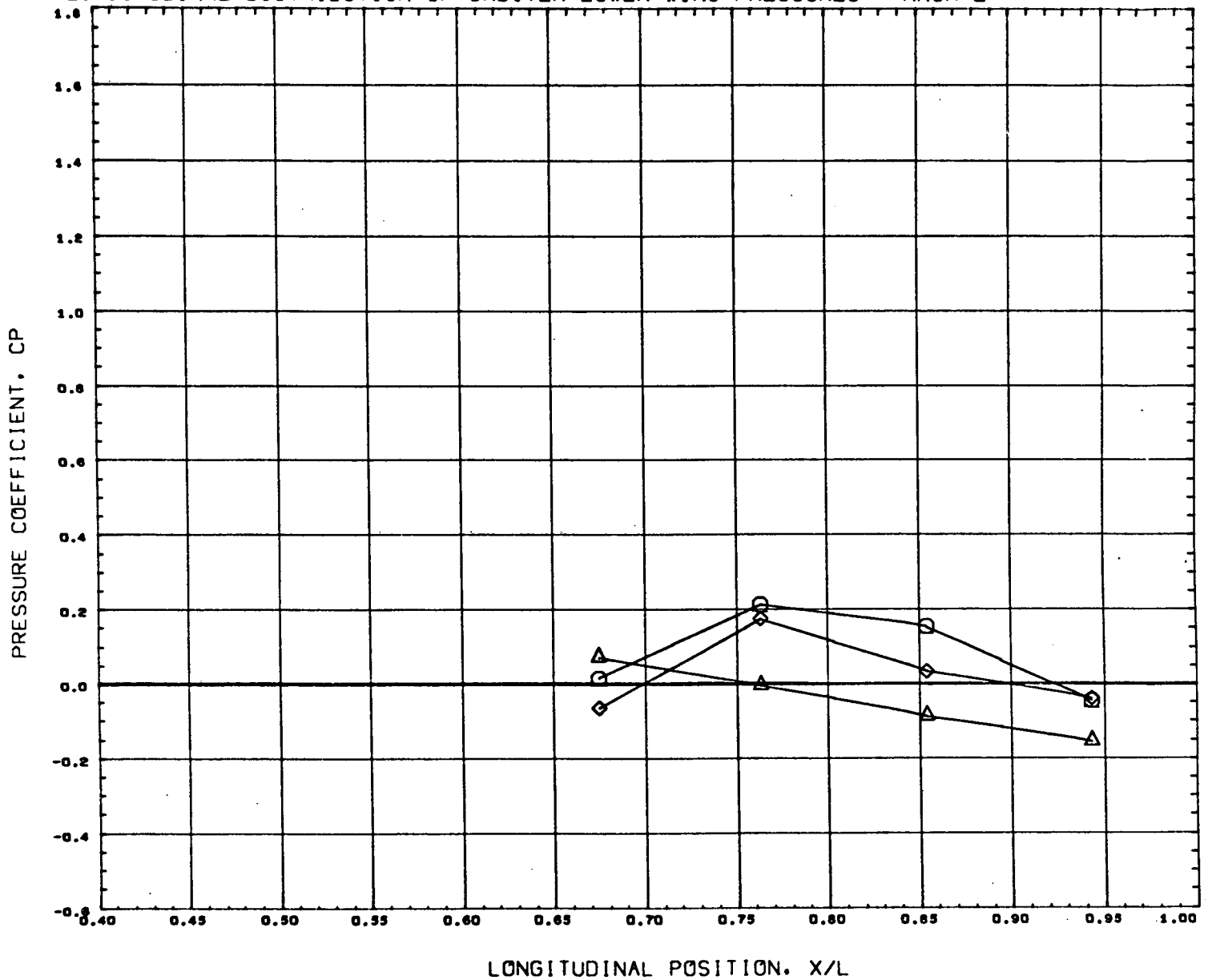
AEDC VA1163 MDAC ORBITER (LOWER WING)

•HT8213•

PAGE 301



# LONGITUDINAL DISTRIBUTION OF ORBITER LOWER WING PRESSURES - MACH 2



SYMBOL	DELTA X	Y/B	DELTA Z
○	0.143	0.399	0.120
△	0.103		
◇	0.227		

PARAMETRIC VALUES			
ALPHAB	0.027	MACH	2.000
ALPHAI	0.000	ORBPOW	100.000
BSTPCW	50.000		

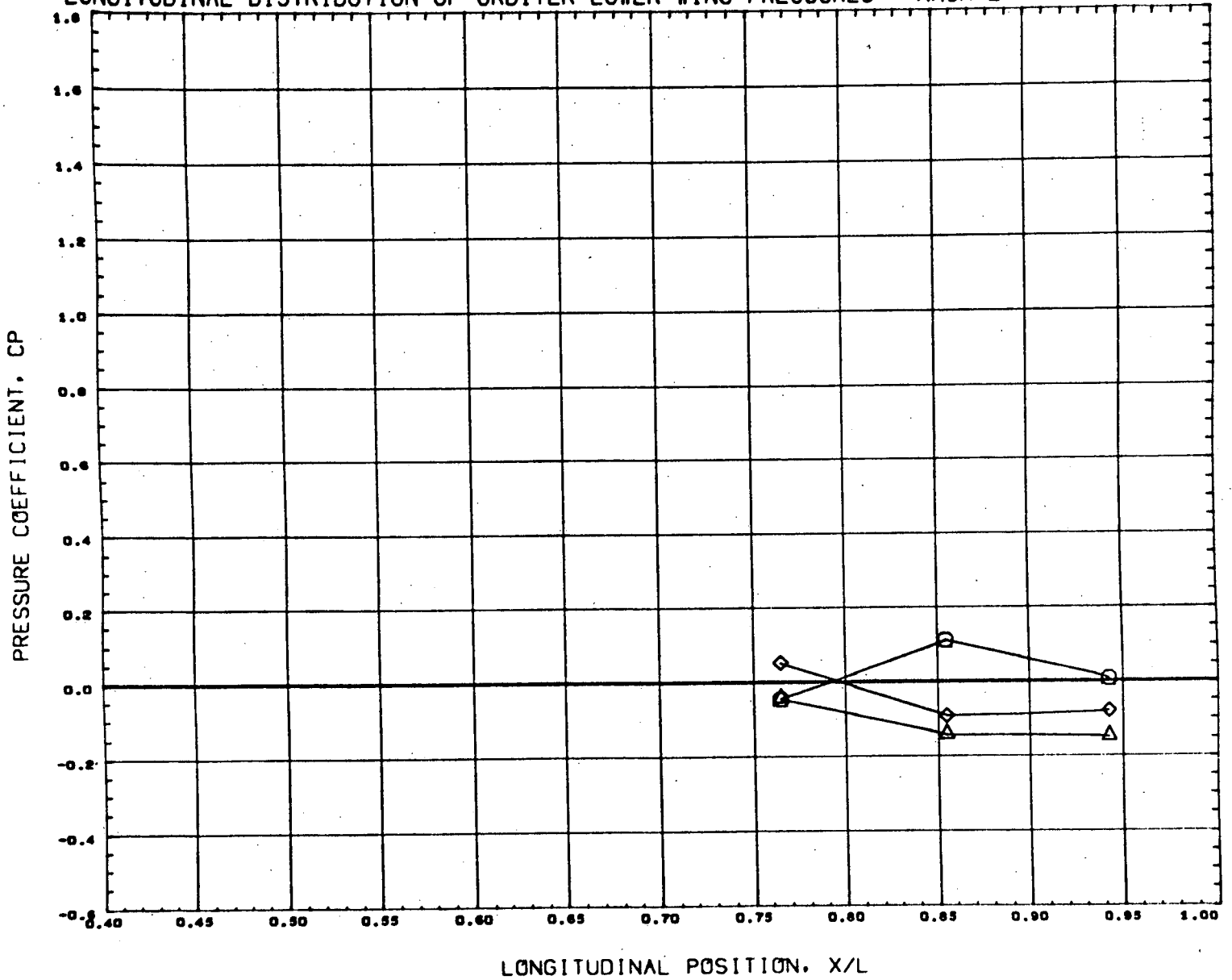
REFERENCE FILE

AEDC VA1163 MDAC ORBITER (LOWER WING)

•HT8213•

PAGE 302

# LONGITUDINAL DISTRIBUTION OF ORBITER LOWER WING PRESSURES - MACH 2



SYMBOL	DELTA X	Y/B	DELTA Z
○	0.143	0.568	0.120
△	0.103		
◇	0.227		

PARAMETRIC VALUES		
ALPHAS	0.027	MACH 2.000
ALPHA I	0.000	ORBPOW 100.000
BSTPOW	50.000	

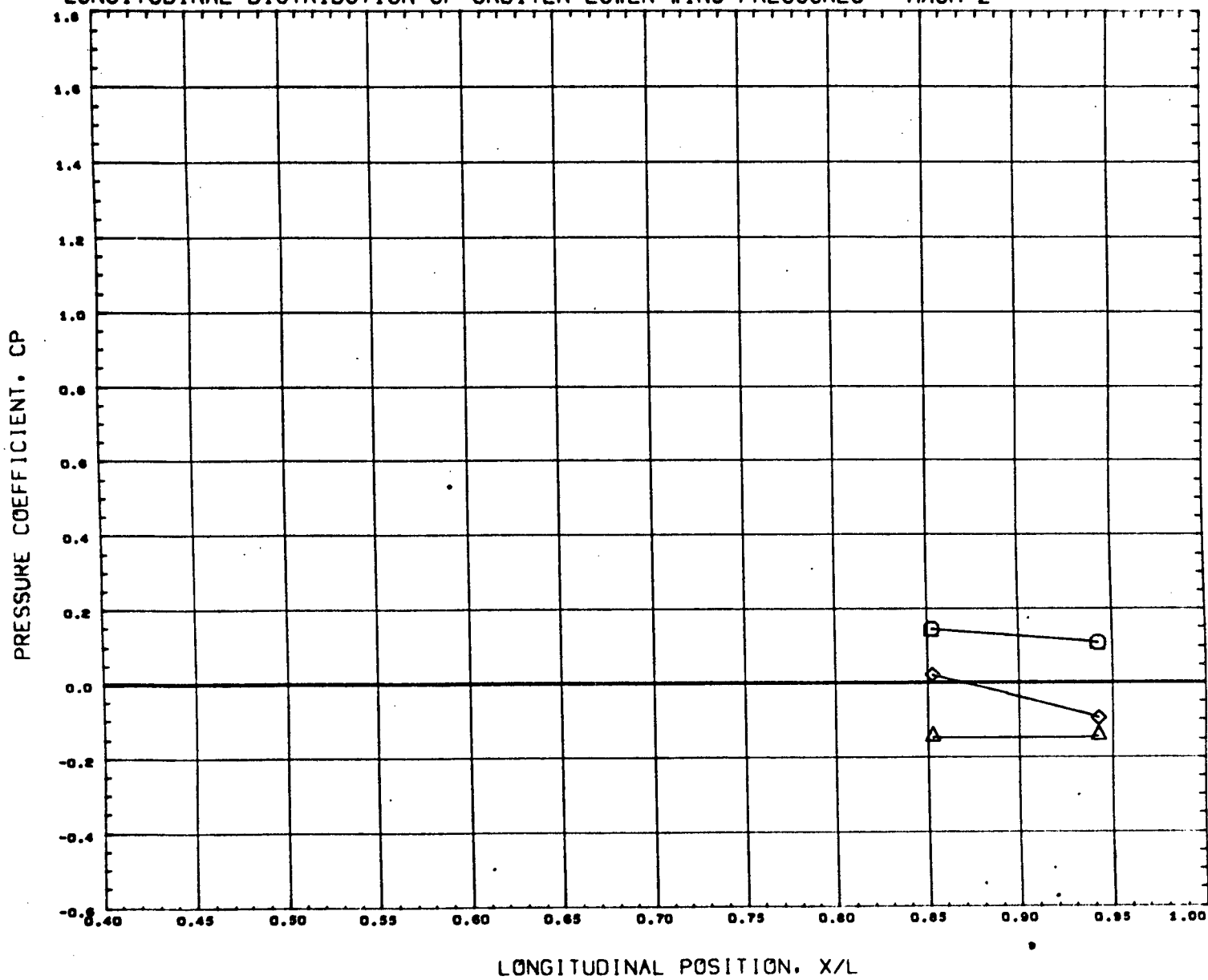
REFERENCE FILE

AEOC VA1163 MDAC ORBITER (LOWER WING)

•HT8213•

PAGE 303

# LONGITUDINAL DISTRIBUTION OF ORBITER LOWER WING PRESSURES - MACH 2



SYMBOL	DELTA X	Y/B	DELTA Z
○	0.143	0.736	0.120
△	0.103		
◇	0.227		

PARAMETRIC VALUES			
ALPHAB	0.027	MACH	2.000
ALPHA I	0.000	ORBPOW	100.000
BBTPOW	90.000		

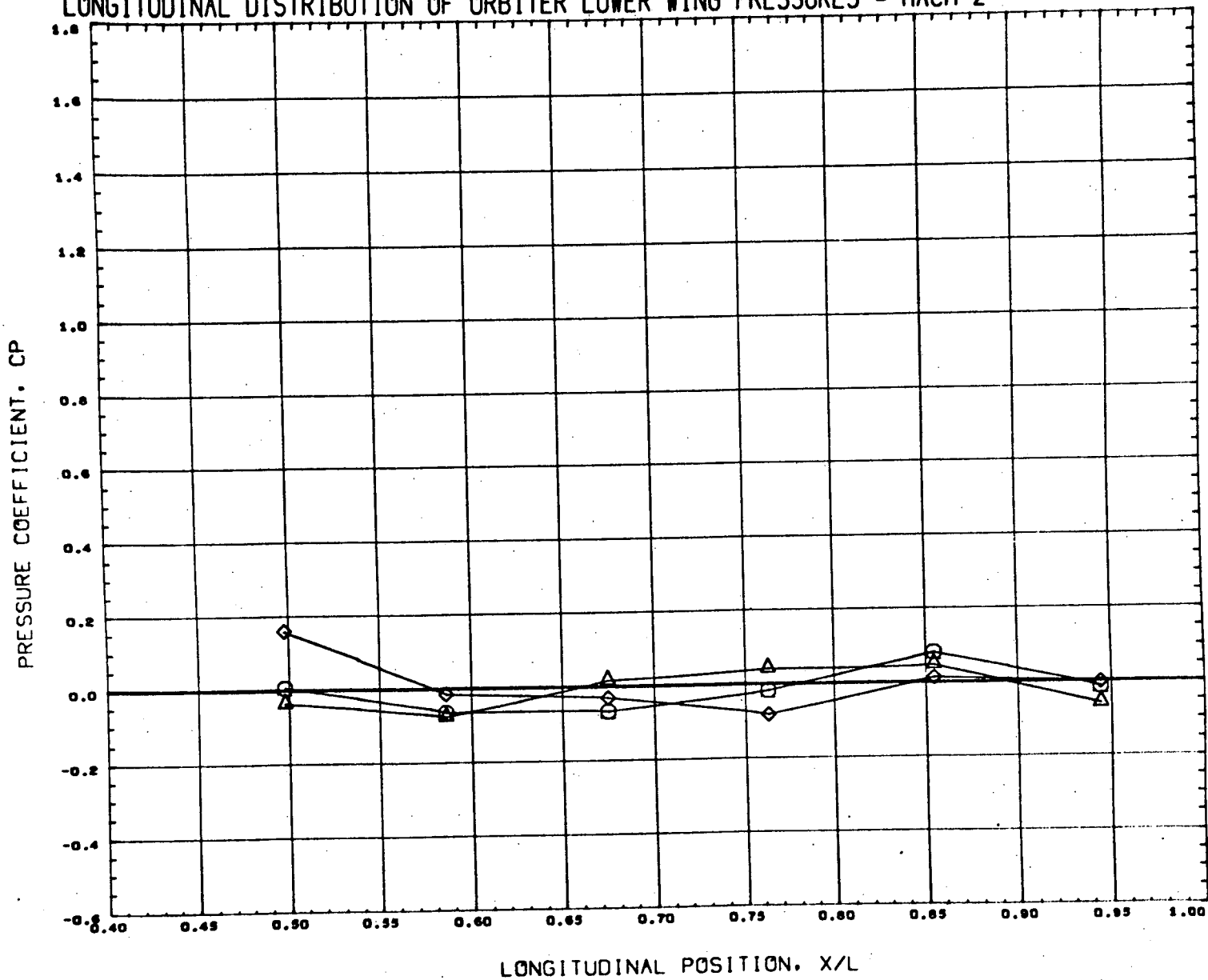
REFERENCE FILE

AEDC VA1163 MDAC ORBITER (LOWER WING)

•HT8213•

PAGE 304

# LONGITUDINAL DISTRIBUTION OF ORBITER LOWER WING PRESSURES - MACH 2



SYMBOL	DELTA X	Y/B	DELTA Z
○	0.144	0.230	0.151
△	0.104		
◇	0.227		

PARAMETRIC VALUES			
ALPHAB	0.027	MACH	2.000
ALPHAI	0.000	ORBPOW	100.000
BSTPOW	50.000		

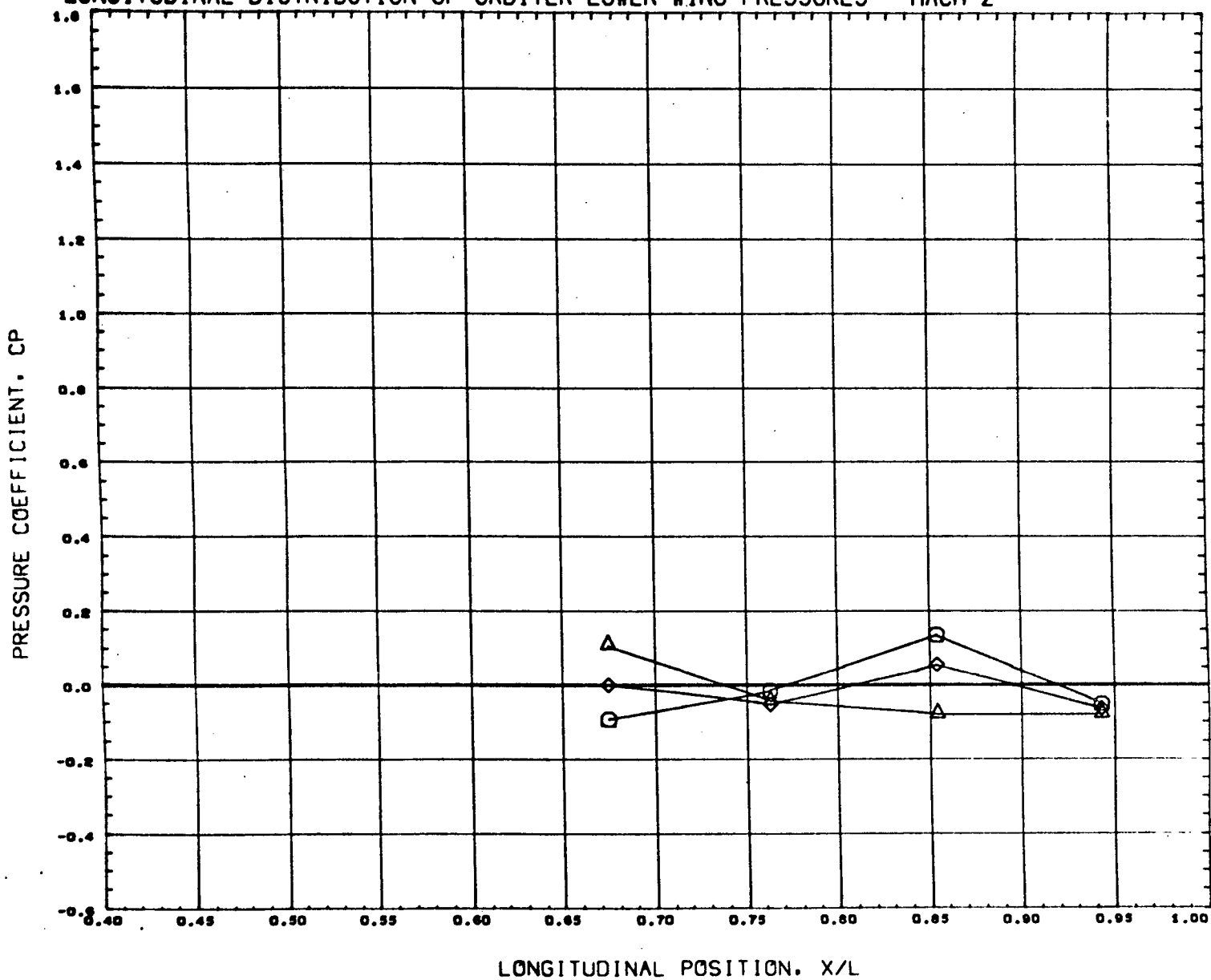
REFERENCE FILE

AEOC VA1163 MDAC ORBITER (LOWER WING)

•HT8213•

PAGE 305

# LONGITUDINAL DISTRIBUTION OF ORBITER LOWER WING PRESSURES - MACH 2



SYMBOL	DELTA X	Y/B	DELTA Z
○	0.144	0.399	0.151
△	0.104		
◇	0.227		

PARAMETRIC VALUES		
ALPHAB	0.027	MACH 2.000
ALPHAI	0.000	ORBPOW 100.000
BSTPOW	50.000	

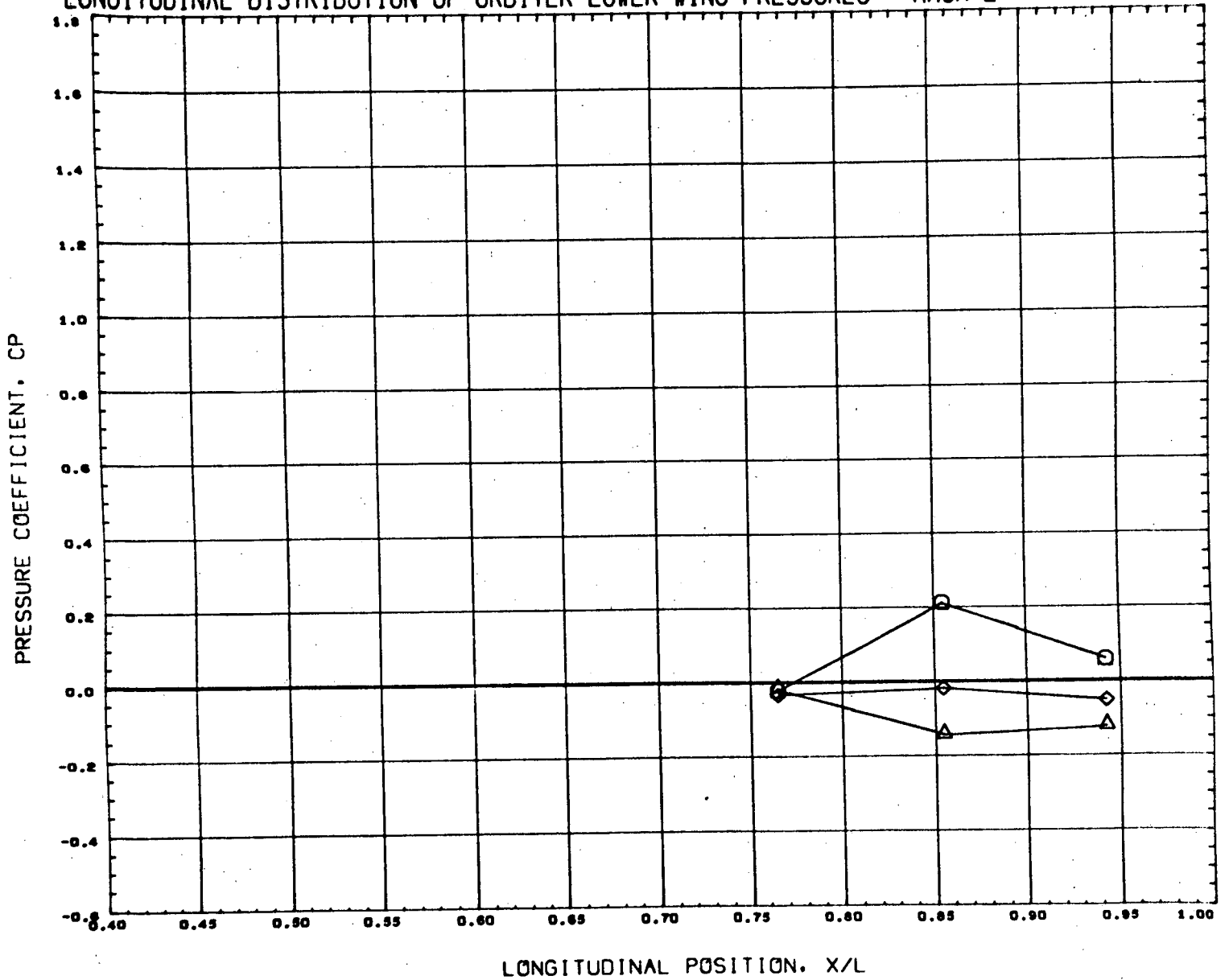
REFERENCE FILE

AEDC VA1163 MDAC ORBITER (LOWER WING)

•HT8213•

PAGE 306

# LONGITUDINAL DISTRIBUTION OF ORBITER LOWER WING PRESSURES - MACH 2



SYMBOL	DELTA X	Y/B	DELTA Z
○	0.144	0.566	0.151
△	0.104		
◇	0.227		

PARAMETRIC VALUES			
ALPHAB	0.027	MACH	2.000
ALPHA1	0.000	ORBPOW	100.000
BSTPOW	50.000		

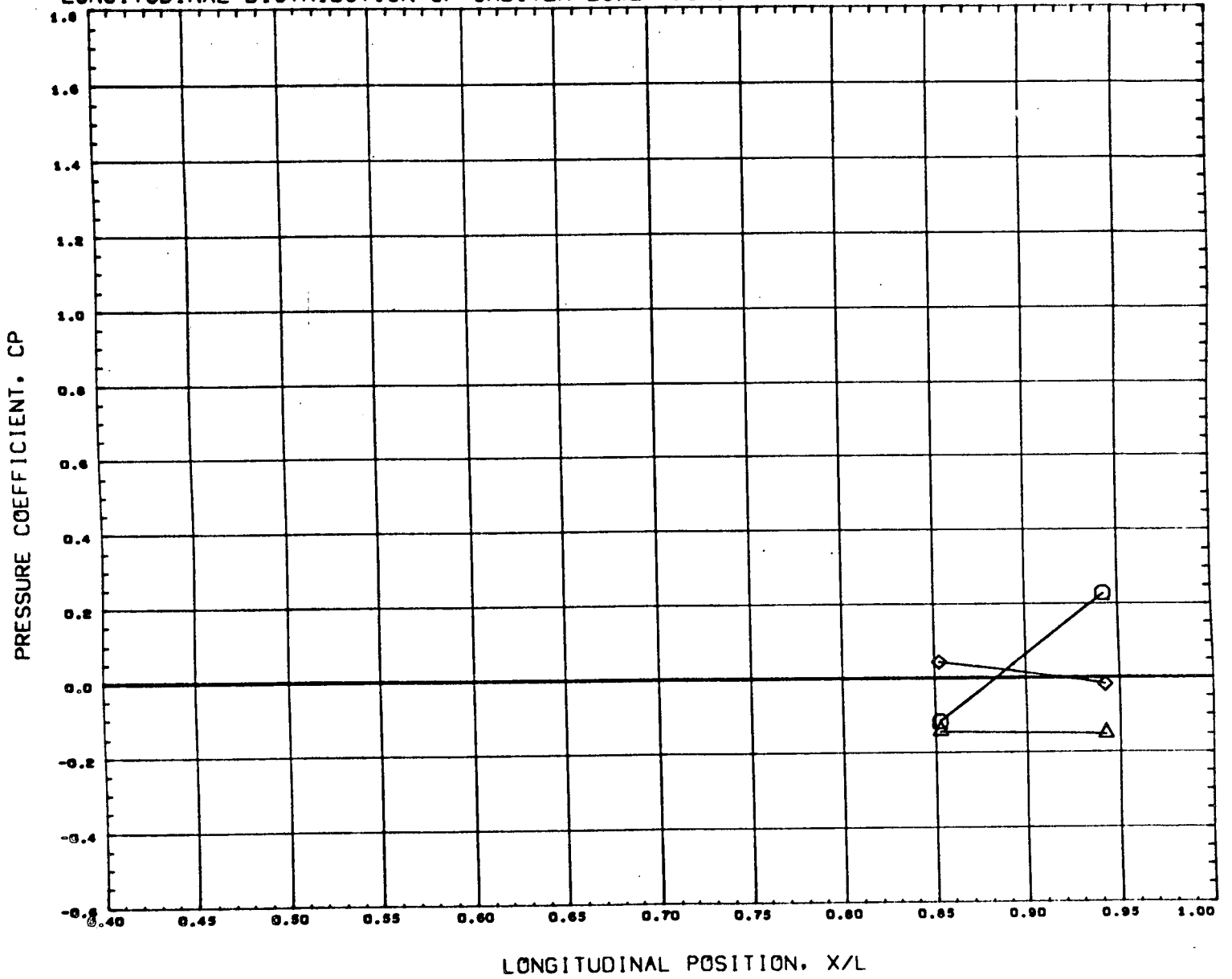
REFERENCE FILE

AEDC VA1163 MDAC ORBITER (LOWER WING)

•HT8213•

PAGE 307

# LONGITUDINAL DISTRIBUTION OF ORBITER LOWER WING PRESSURES - MACH 2



SYMBOL	DELTA X	Y/B	DELTA Z
○	0.144	0.738	0.191
△	0.104		
◇	0.227		

PARAMETRIC VALUES			
ALPHA B	0.027	MACH	2.000
ALPHA T	0.000	ORBPOW	100.000
BSTPOW	50.000		

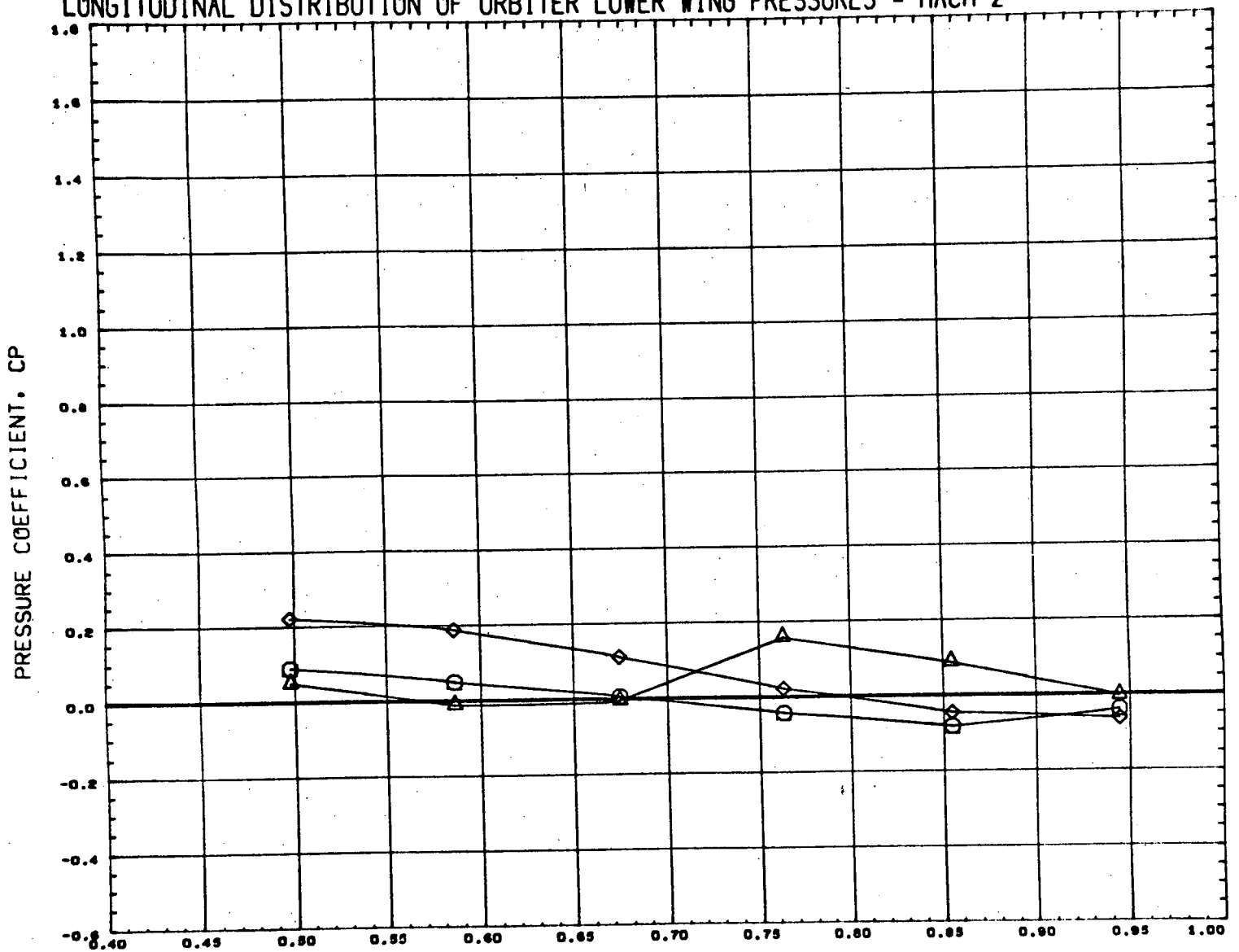
REFERENCE FILE

AEDC VA1163 MDAC ORBITER (LOWER WING)

•HT8213•

PAGE 308

# LONGITUDINAL DISTRIBUTION OF ORBITER LOWER WING PRESSURES - MACH 2



LONGITUDINAL POSITION, X/L

SYMBOL	DELTA X	Y/B	DELTA Z
○	0.143	0.230	0.226
△	0.103		
◇	0.227		

PARAMETRIC VALUES		
ALPHAB	0.027	MACH 2.000
ALPHA1	0.000	ORBPOW 100.000
BSTPOW	30.000	

REFERENCE FILE

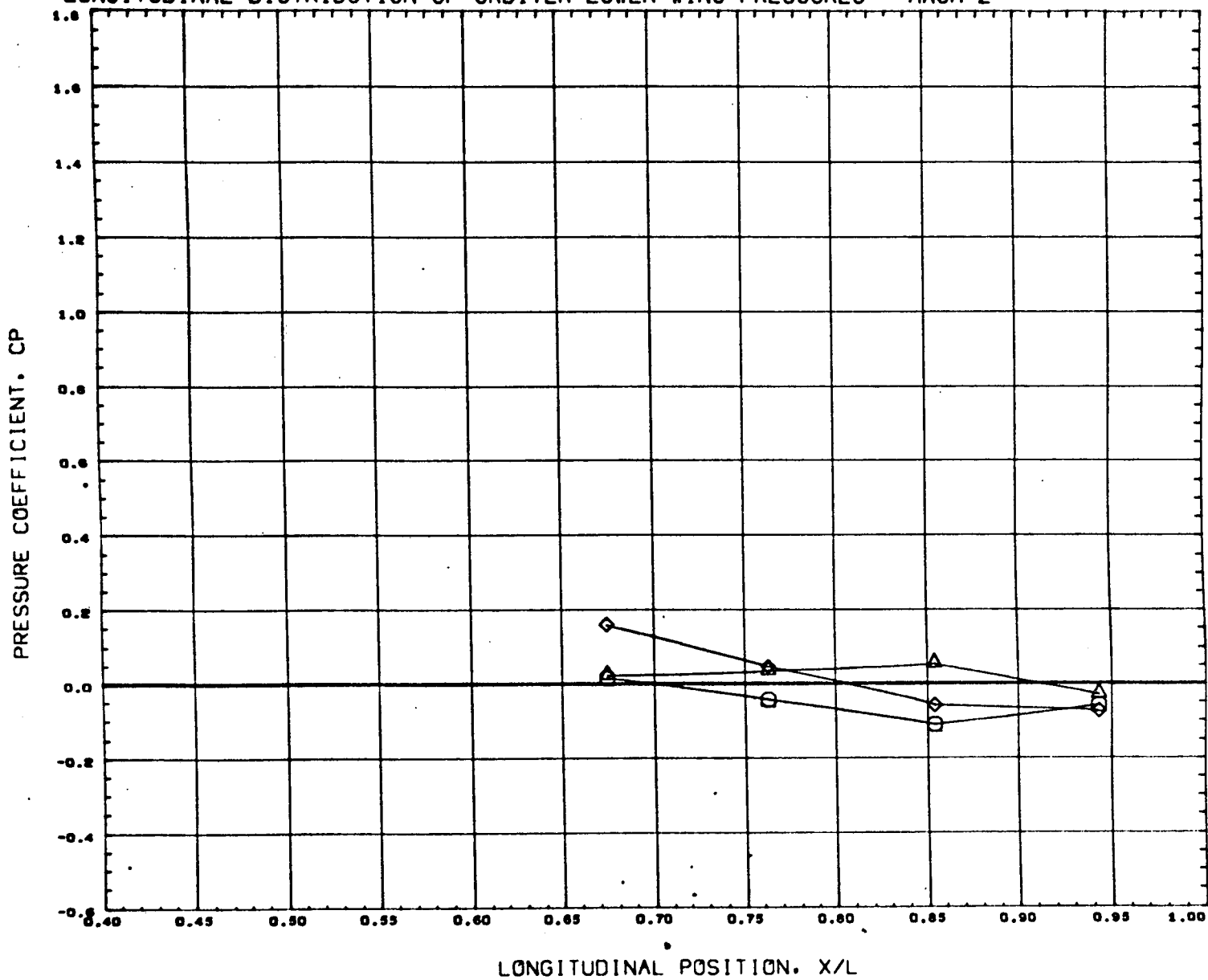
AEDC VA1163 MDAC ORBITER (LOWER WING)

•HT8213•

PAGE 309



# LONGITUDINAL DISTRIBUTION OF ORBITER LOWER WING PRESSURES - MACH 2



SYMBOL	DELTA X	Y/B	DELTA Z
○	0.143	0.399	0.228
△	0.103		
◇	0.227		

PARAMETRIC VALUES			
ALPHAB	0.027	MACH	2.000
ALPHA1	0.000	ORBPOW	100.000
BSTPOW	50.000		

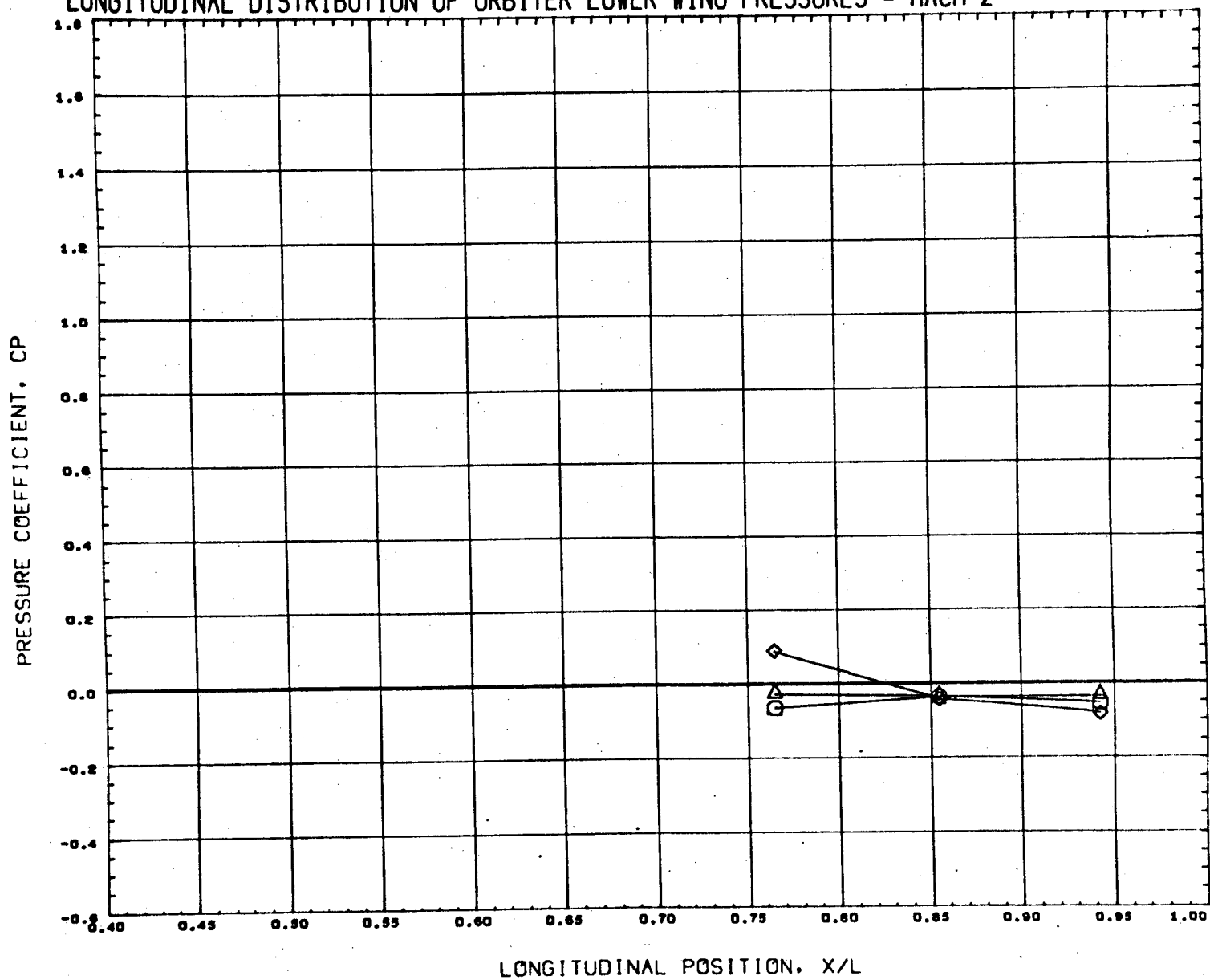
REFERENCE FILE

AEDC VA1163 MDAC ORBITER (LOWER WING)

•HT8213•

PAGE 310

# LONGITUDINAL DISTRIBUTION OF ORBITER LOWER WING PRESSURES - MACH 2



SYMBOL	DELTA X	Y/B	DELTA Z
○	0.143	0.968	0.228
△	0.103		
◇	0.227		

PARAMETRIC VALUES			
ALPHA B	0.027	MACH	2.000
ALPHA I	0.000	ORBPOW	100.000
BSTPOW	50.000		

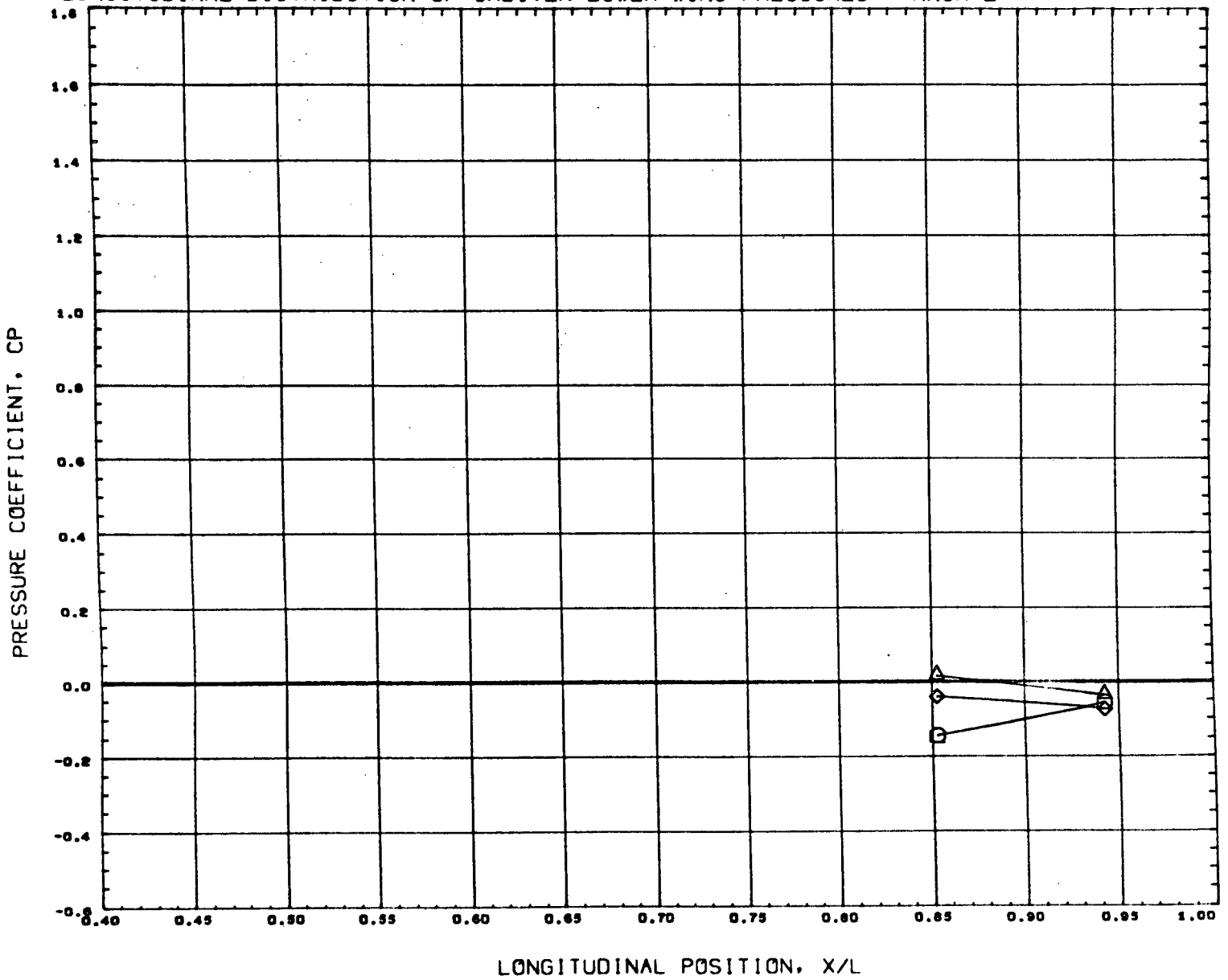
REFERENCE FILE

AEDC VA1163 MDAC ORBITER (LOWER WING)

•HT8213•

PAGE 311

# LONGITUDINAL DISTRIBUTION OF ORBITER LOWER WING PRESSURES - MACH 2



SYMBOL	DELTA X	Y/B	DELTA Z
○	0.143	0.736	0.226
△	0.103		
◇	0.227		

PARAMETRIC VALUES			
ALPHA B	0.027	MACH	2.000
ALPHA I	0.000	ORBPOW	100.000
BSTPOW	50.000		

REFERENCE FILE

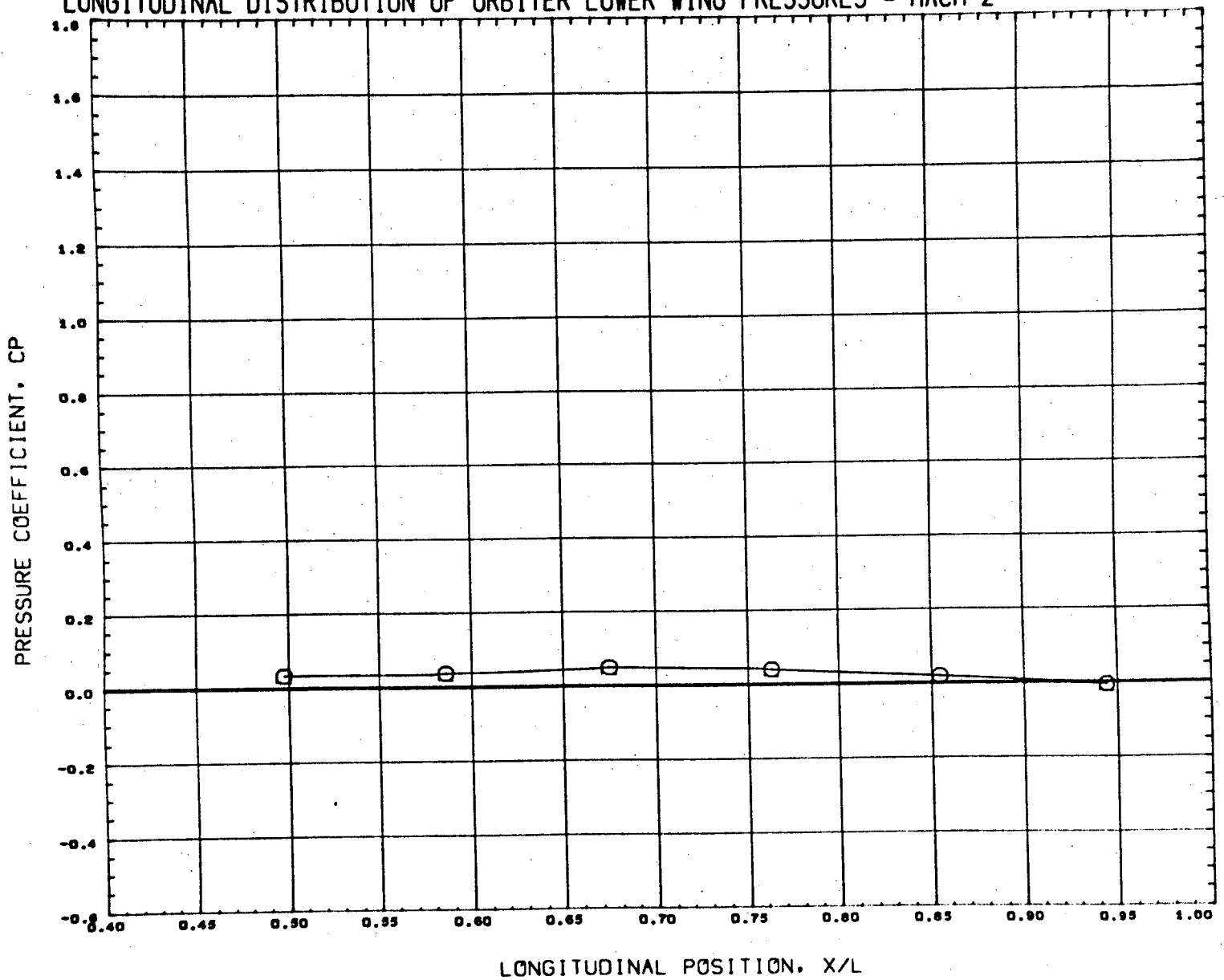
AEDC VA1163 MDAC ORBITER (LOWER WING)

•HT8213•

PAGE 312

2/11

# LONGITUDINAL DISTRIBUTION OF ORBITER LOWER WING PRESSURES - MACH 2



SYMBOL	DELTA X	Y/B	DELTA Z
○	0.390	0.230	0.908

PARAMETRIC VALUES			
ALPHA B	0.027	MACH	2.000
ALPHA I	0.000	ORSPOW	100.000
BSTPOW	50.000		

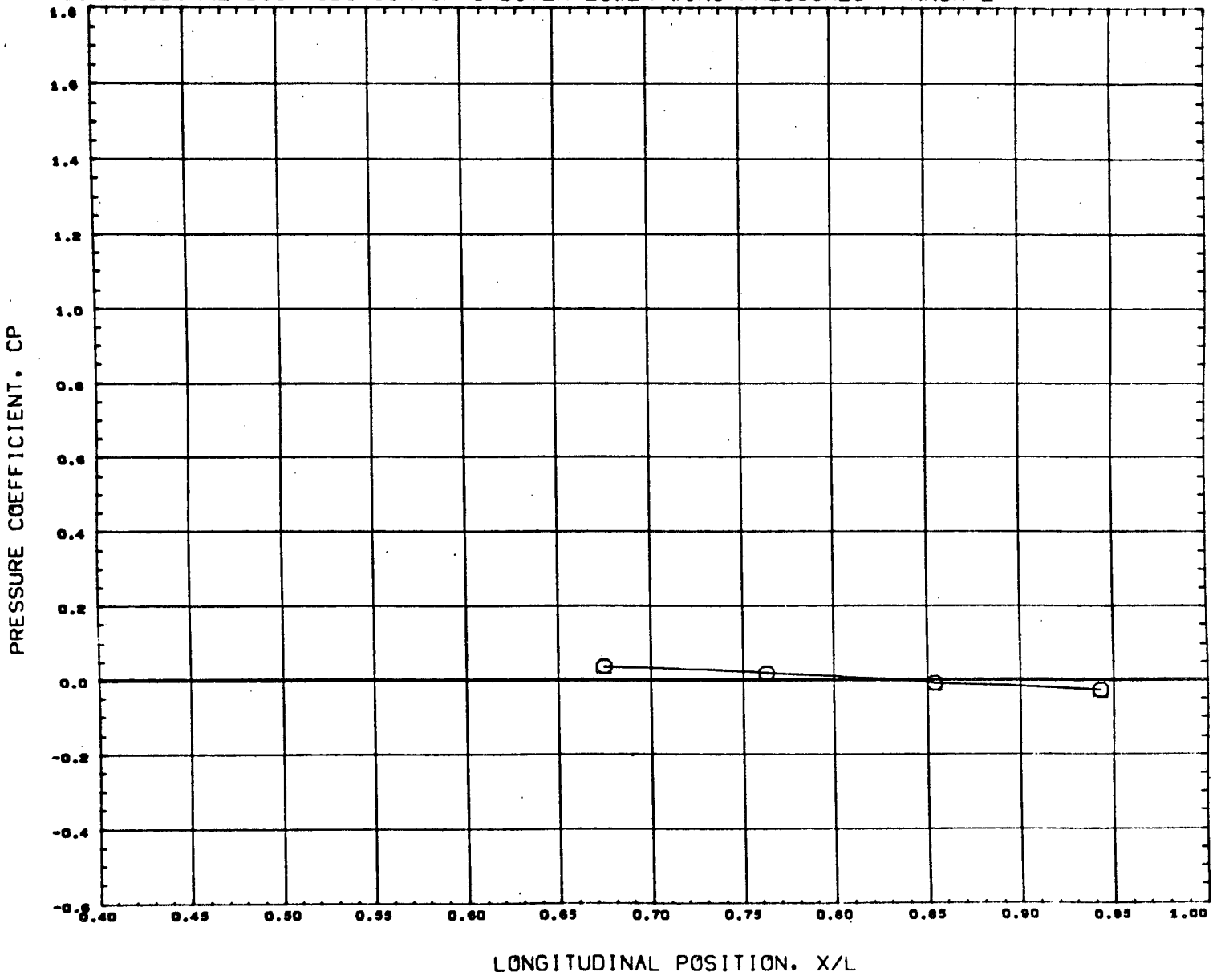
REFERENCE FILE

AEDC VA1163 MDAC ORBITER (LOWER WING)

•HT8213•

PAGE 313

# LONGITUDINAL DISTRIBUTION OF ORBITER LOWER WING PRESSURES - MACH 2



SYMBOL    DELTAX    Y/B    DELTAZ  
 ○    -    0.390    0.399    0.908

PARAMETRIC VALUES  
 ALPHAB    0.027    MACH    2.000  
 ALPHAI    0.000    ORBPOW    100.000  
 BSTPOW    50.000

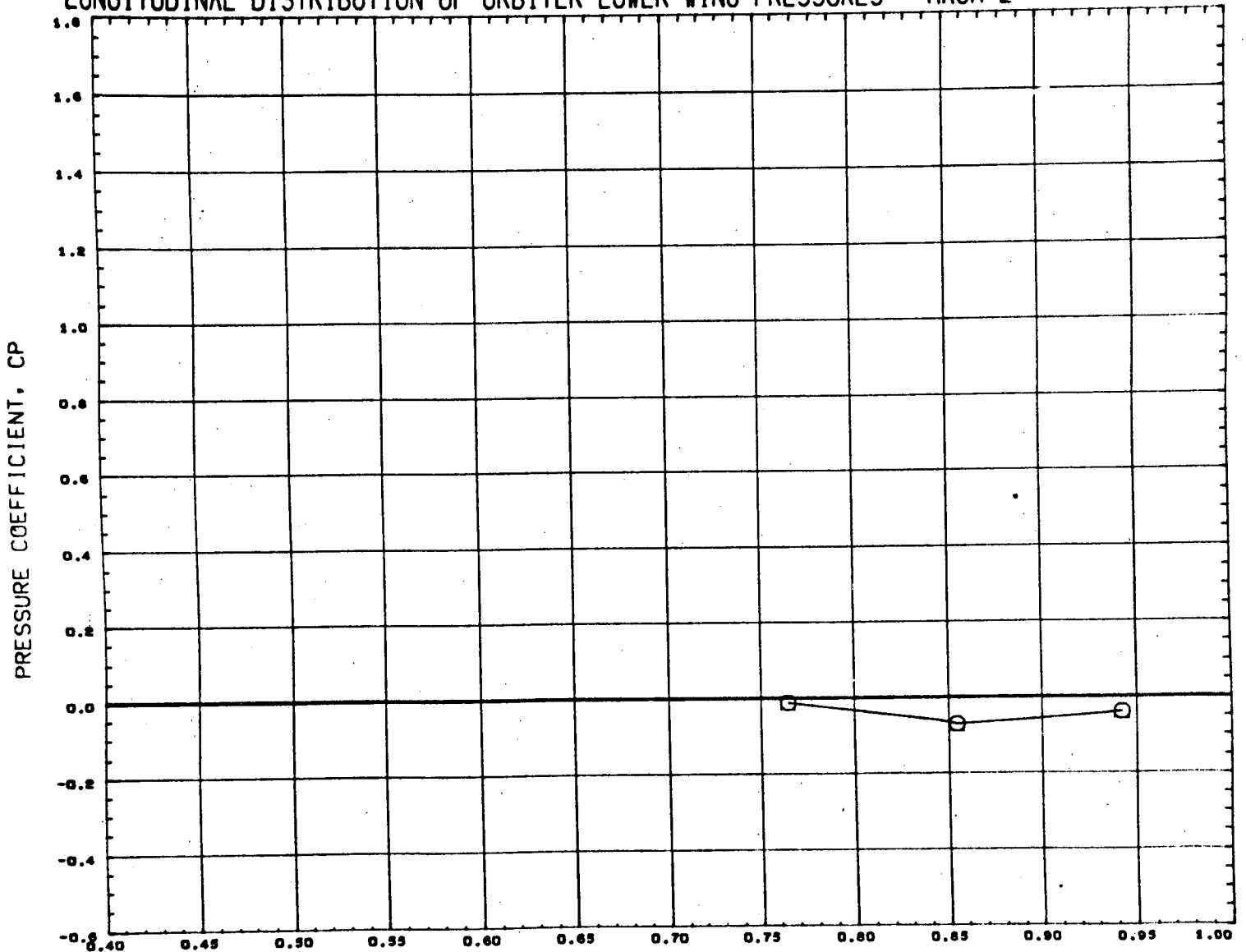
REFERENCE FILE

AEDC VA1163 MDAC ORBITER (LOWER WING)

•HT8213•

PAGE 314

# LONGITUDINAL DISTRIBUTION OF ORBITER LOWER WING PRESSURES - MACH 2



LONGITUDINAL POSITION, X/L

SYMBOL	DELTA X	Y/B	DELTA Z
○	0.390	0.568	0.908

PARAMETRIC VALUES			
ALPHAB	0.027	MACH	2.000
ALPHA I	0.000	ORBPOW	100.000
BSTPOW	50.000		

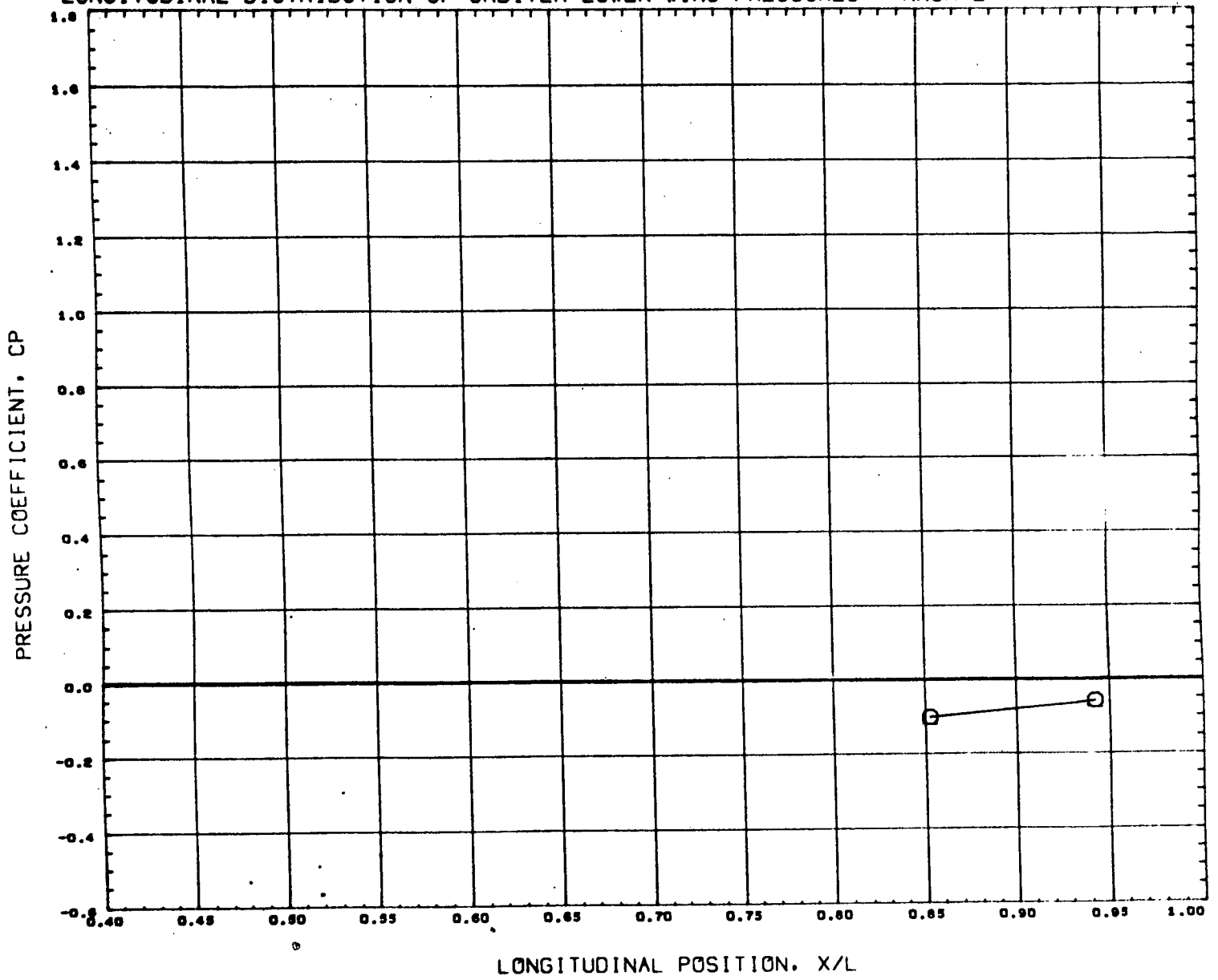
REFERENCE FILE

AEDC VA1163 MDAC ORBITER (LOWER WING)

•HT8213•

PAGE 315

# LONGITUDINAL DISTRIBUTION OF ORBITER LOWER WING PRESSURES - MACH 2



SYMBOL	DELTA X	Y/B	DELTA Z
○	0.390	0.736	0.908

PARAMETRIC VALUES			
ALPHAB	0.027	MACH	2.000
ALPHAI	0.000	ORBPOW	100.000
BSTPOW	50.000		

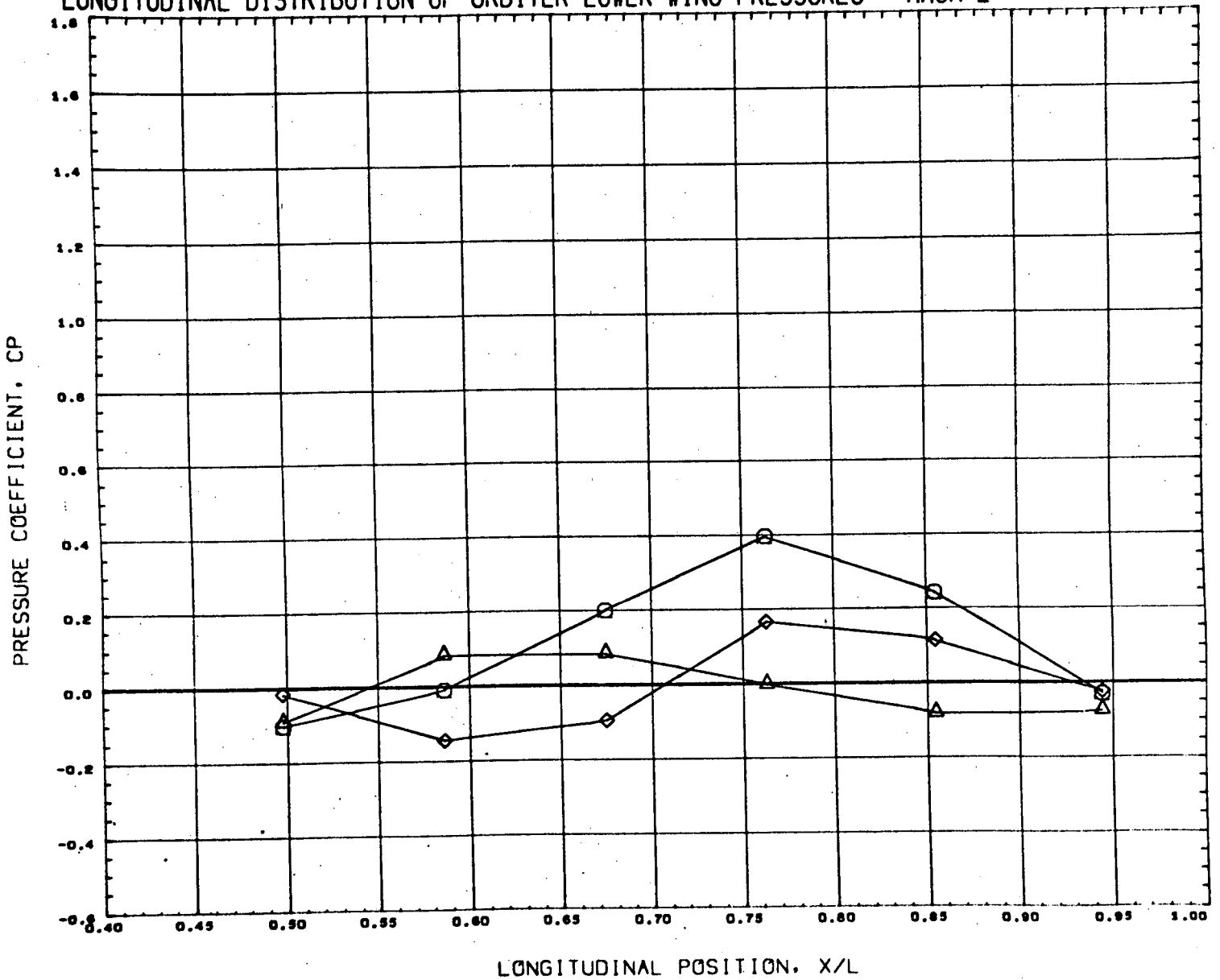
REFERENCE FILE

AEDC VA1163 MDAC ORBITER (LOWER WING)

•HT8213•

PAGE 316

# LONGITUDINAL DISTRIBUTION OF ORBITER LOWER WING PRESSURES - MACH 2



SYMBOL	DELTA X	Y/B	DELTA Z
○	0.143	0.230	0.120
△	0.103		
◇	0.226		

PARAMETRIC VALUES			
ALPHAB	9.041	MACH	2.000
ALPHAT	0.000	ORSPOW	100.000
BSTPOW	30.000		

REFERENCE FILE

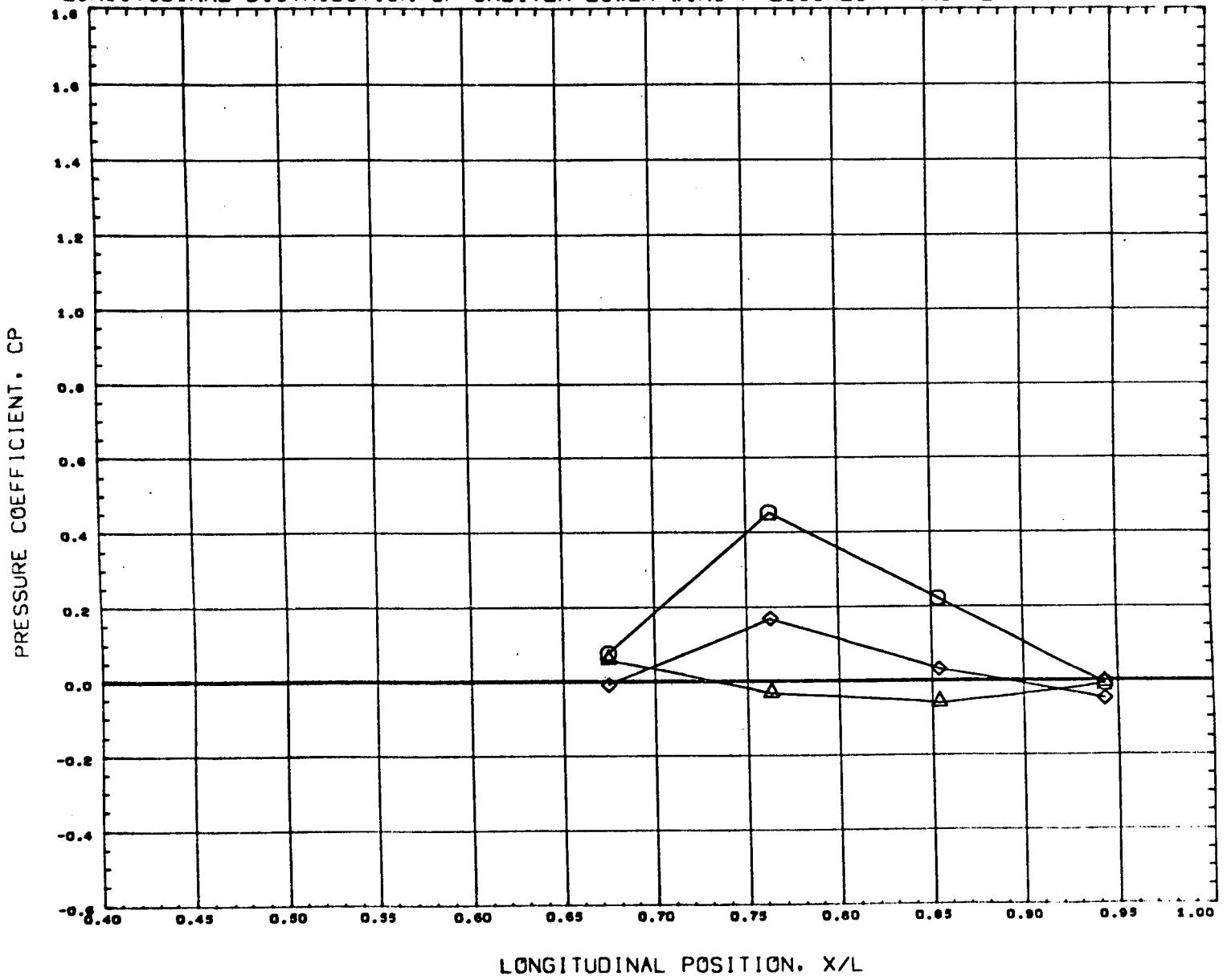
AEDC VA1163 MDAC ORBITER (LOWER WING)

•HT8214•

PAGE 317



# LONGITUDINAL DISTRIBUTION OF ORBITER LOWER WING PRESSURES - MACH 2



SYMBOL	DELTA X	Y/B	DELTA Z
○	0.143	0.399	0.120
△	0.103		
◇	0.226		

PARAMETRIC VALUES			
ALPHAB	5.041	MACH	2.000
ALPHA I	0.000	ORBPOW	100.000
BSTPOW	50.000		

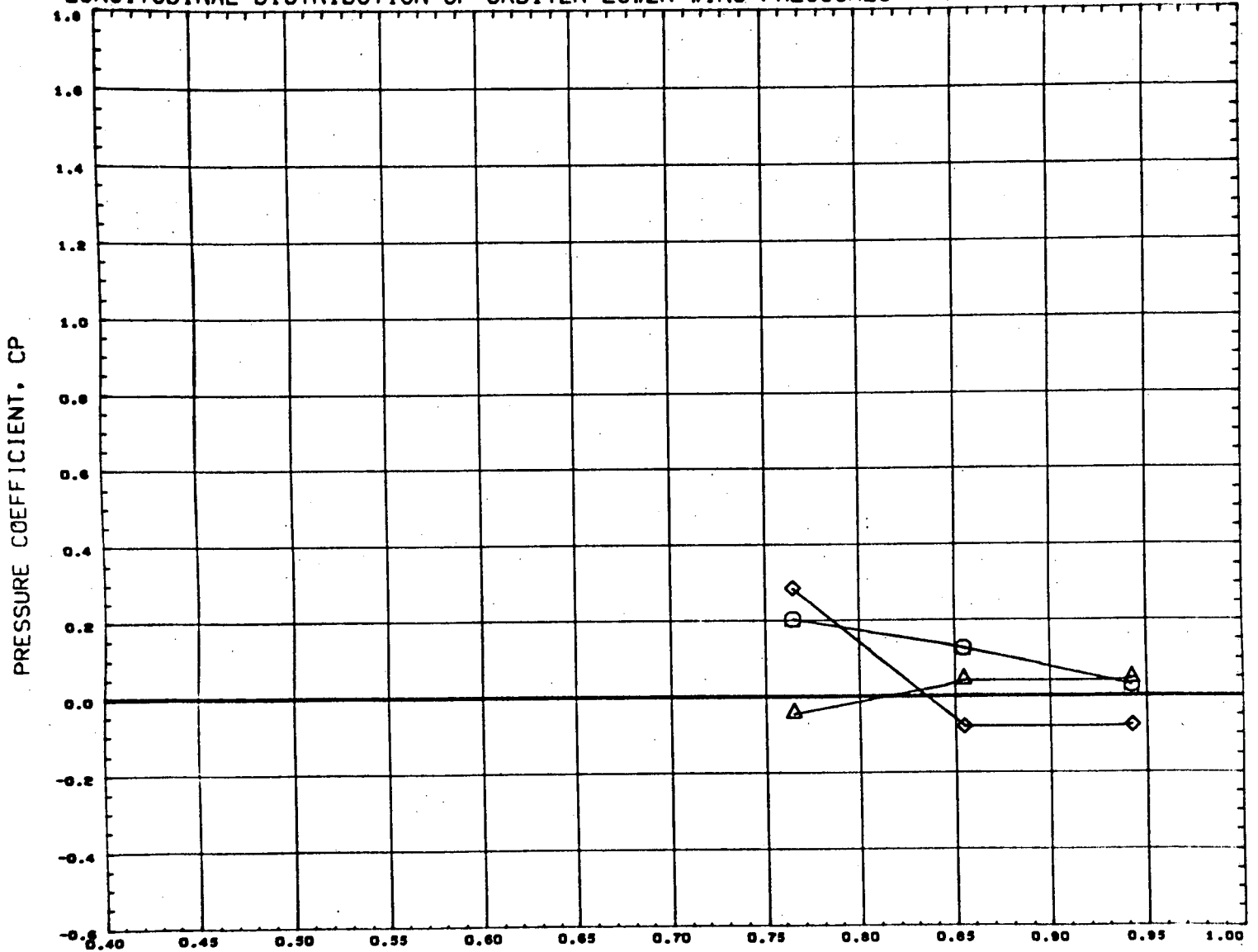
REFERENCE FILE

AEDC VA1163 MDAC ORBITER (LOWER WING)

•HT8214•

PAGE 318

# LONGITUDINAL DISTRIBUTION OF ORBITER LOWER WING PRESSURES - MACH 2



LONGITUDINAL POSITION, X/L

SYMBOL	DELTA X	Y/B	DELTA Z
○	0.143	0.568	0.120
△	0.103		
◇	0.226		

PARAMETRIC VALUES			
ALPHAB	9.041	MACH	2.000
ALPHA1	0.000	ORBPOW	100.000
BSTPOW	50.000		

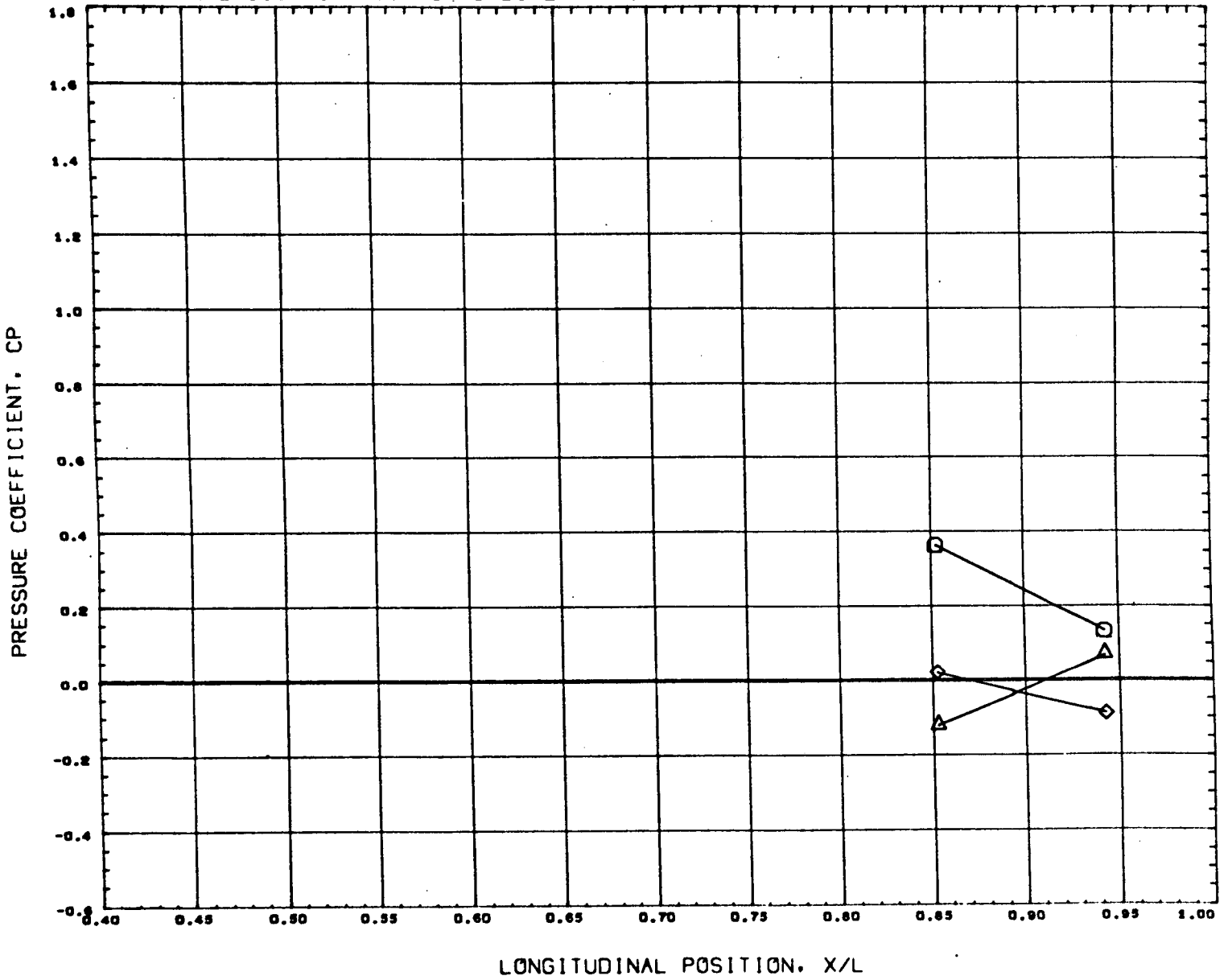
REFERENCE FILE

AEDC VA1163 MDAC ORBITER (LOWER WING)

•HT8214•

PAGE 319

# LONGITUDINAL DISTRIBUTION OF ORBITER LOWER WING PRESSURES - MACH 2



SYMBOL	DELTA X	Y/B	DELTA Z
○	0.143	0.738	0.120
△	0.103		
◇	0.226		

PARAMETRIC VALUES			
ALPHAB	5.041	MACH	2.000
ALPHA1	0.000	ORBPOW	100.000
BSTPOW	50.000		

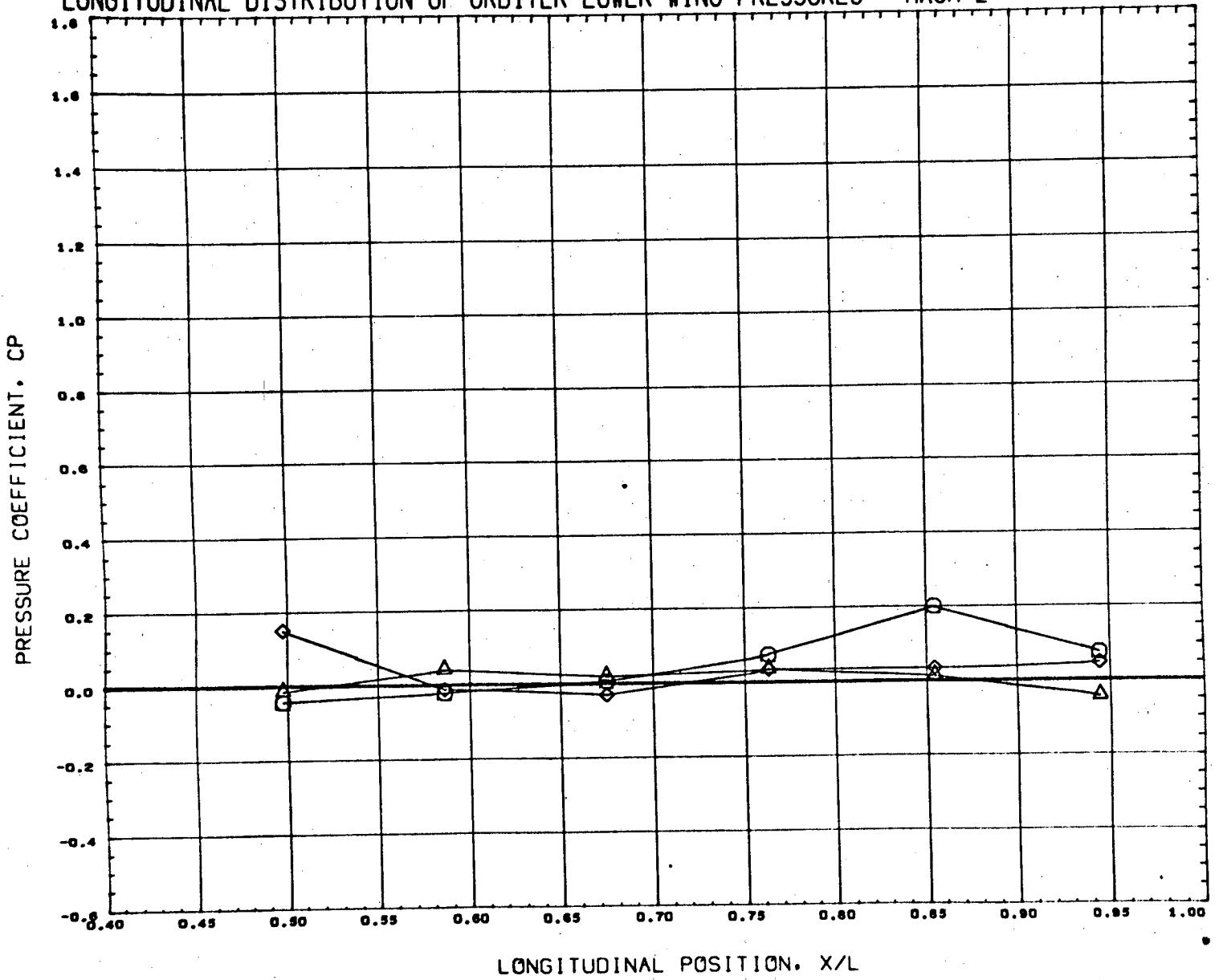
REFERENCE FILE

AEDC VA1163 MDAC ORBITER (LOWER WING)

•HT8214•

PAGE 320

# LONGITUDINAL DISTRIBUTION OF ORBITER LOWER WING PRESSURES - MACH 2



SYMBOL	DELTA X	Y/B	DELTA Z
○	0.144	0.250	0.151
△	0.103		
◇	0.226		

PARAMETRIC VALUES		
ALPHAB	5.041	MACH 2.000
ALPHAI	0.000	ORBPOW 100.000
BSTPOW	50.000	

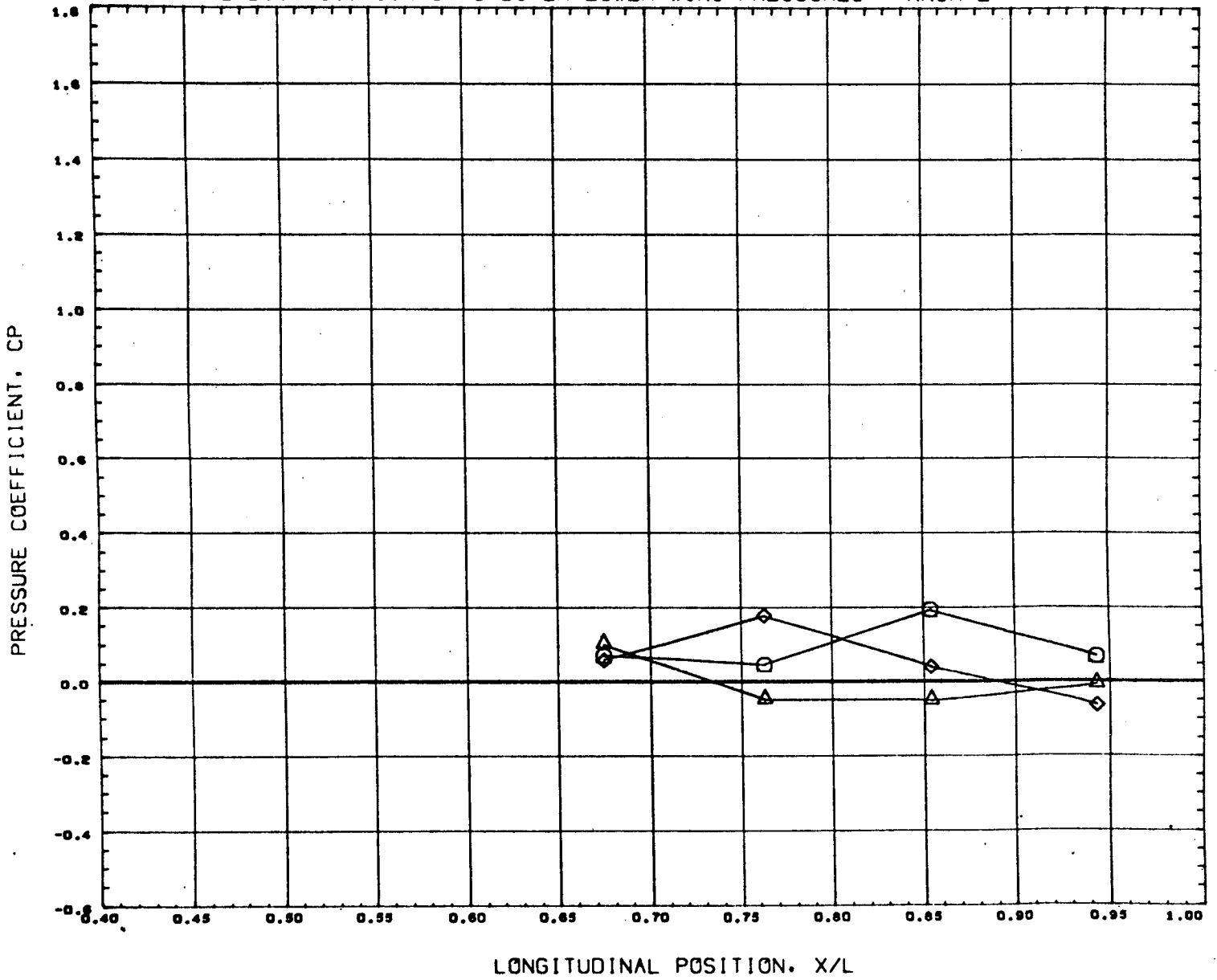
REFERENCE FILE

AEDC VA1163 MDAC ORBITER (LOWER WING)

•HT8214•

PAGE 321

# LONGITUDINAL DISTRIBUTION OF ORBITER LOWER WING PRESSURES - MACH 2



SYMBOL	DELTA X	Y/B	DELTA Z
□	0.144	0.399	0.191
△	0.103		
◇	0.226		

PARAMETRIC VALUES			
ALPHAB	5.041	MACH	2.000
ALPHA1	0.000	ORBPOW	100.000
BSTPOW	50.000		

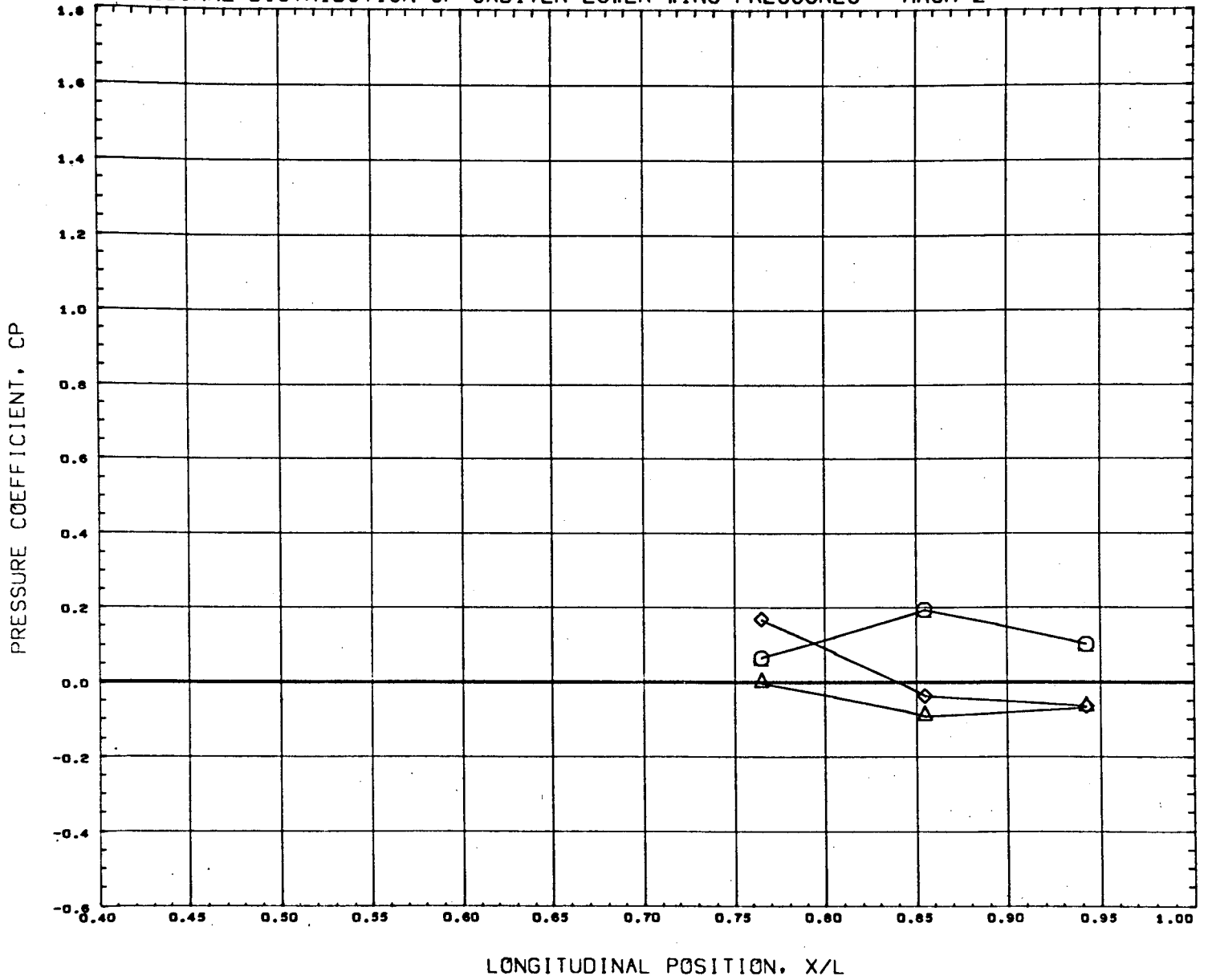
REFERENCE FILE

AEDC VA1163 MDAC ORBITER (LOWER WING)

•HT8214•

PAGE 322

# LONGITUDINAL DISTRIBUTION OF ORBITER LOWER WING PRESSURES - MACH 2

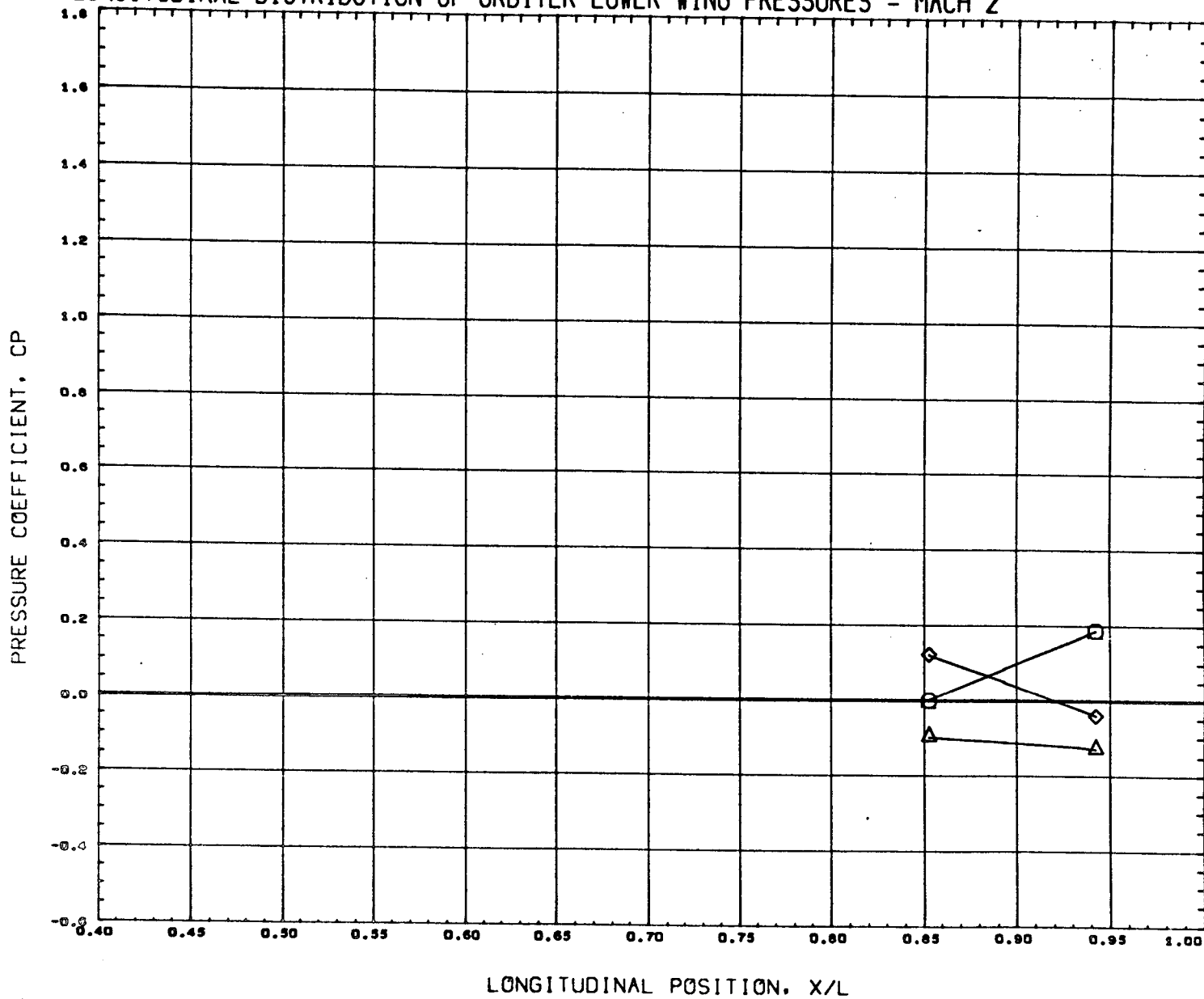


SYMBOL	DELTA X	Y/B	DELTA Z
○	0.144	0.568	0.151
△	0.103		
◇	0.226		

PARAMETRIC VALUES			
ALPHAB	5.041	MACH	2.000
ALPHA1	0.000	ORBPOW	100.000
BSTPOW	50.000		

REFERENCE FILE

# LONGITUDINAL DISTRIBUTION OF ORBITER LOWER WING PRESSURES - MACH 2



SYMBOL	DELTA X	Y/B	DELTA Z
○	0.144	0.738	0.151
△	0.103		
◇	0.226		

PARAMETRIC VALUES			
ALPHAB	5.041	MACH	2.000
ALPHAI	0.000	ORBPOW	100.000
BSTPOW	50.000		

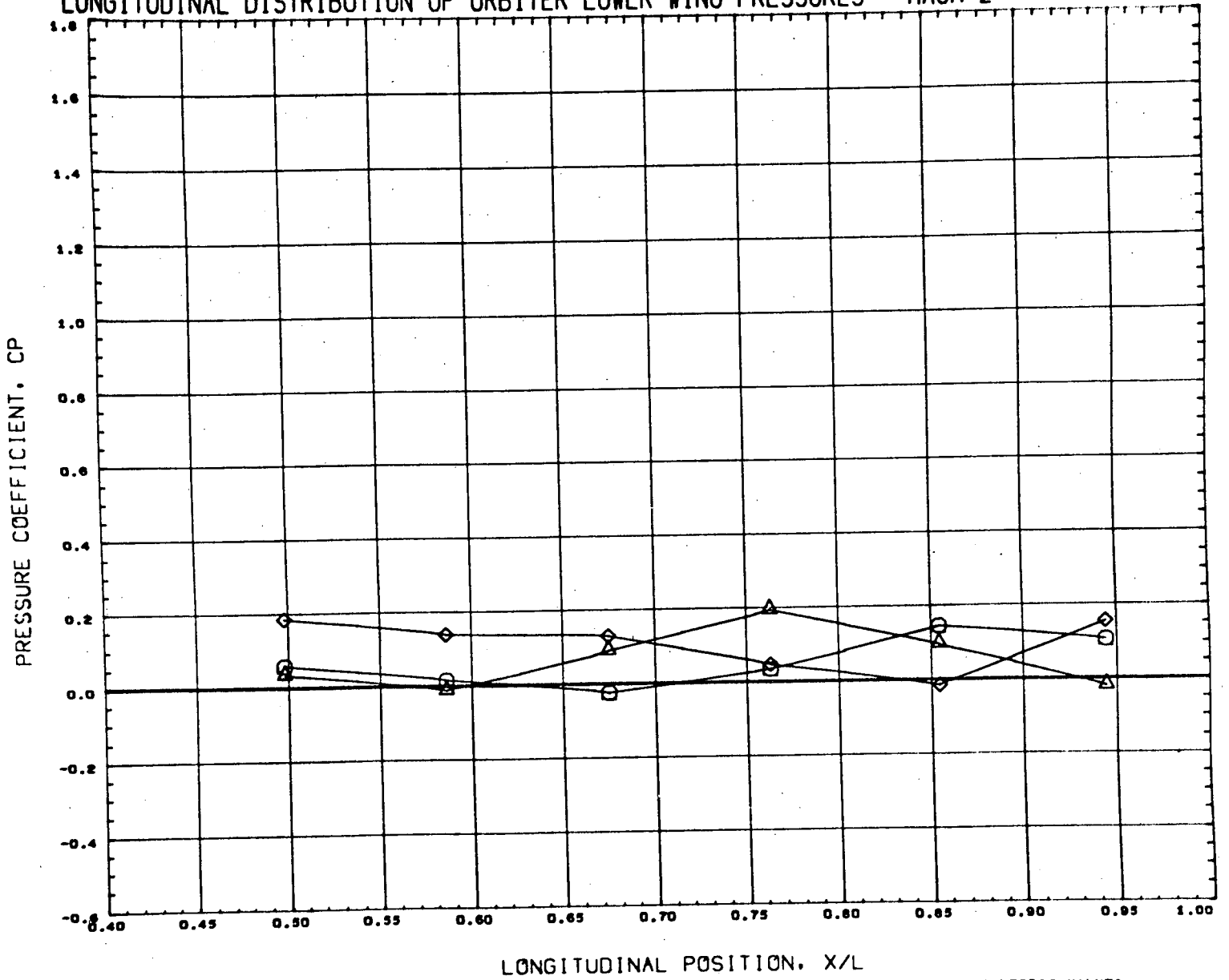
REFERENCE FILE

AEDC VA1163 MDAC ORBITER (LOWER WING)

•HT8214•

PAGE 324

# LONGITUDINAL DISTRIBUTION OF ORBITER LOWER WING PRESSURES - MACH 2



SYMBOL	DELTA X	Y/B	DELTA Z
○	0.143	0.230	0.226
△	0.103		
◇	0.227		

PARAMETRIC VALUES			
ALPHAB	5.041	MACH	2.000
ALPHA1	0.000	ORBPOW	100.000
BSTPOW	50.000		

REFERENCE FILE

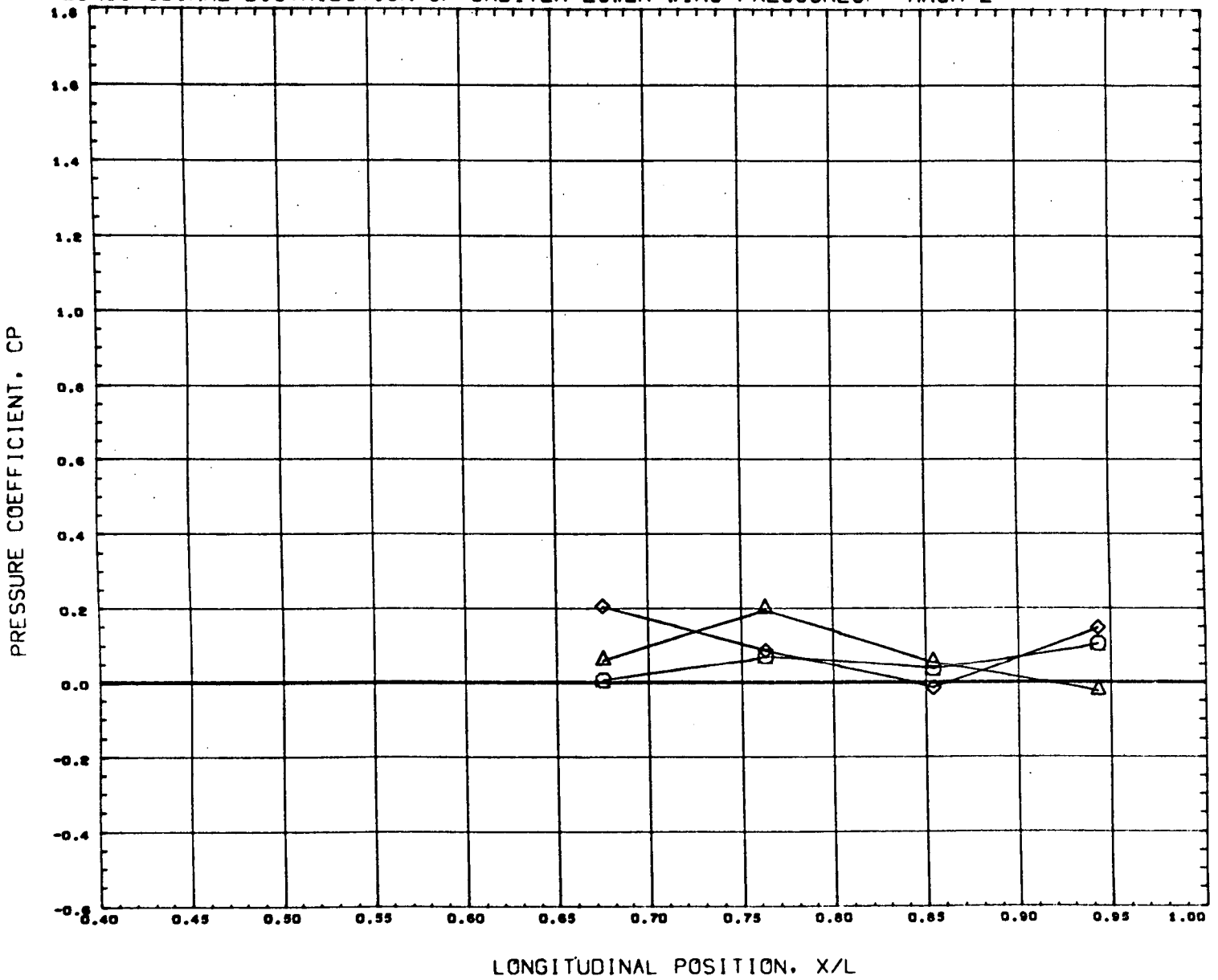
AEDC VA1163 MDAC ORBITER (LOWER WING)

•HT8214•

PAGE 325



# LONGITUDINAL DISTRIBUTION OF ORBITER LOWER WING PRESSURES - MACH 2

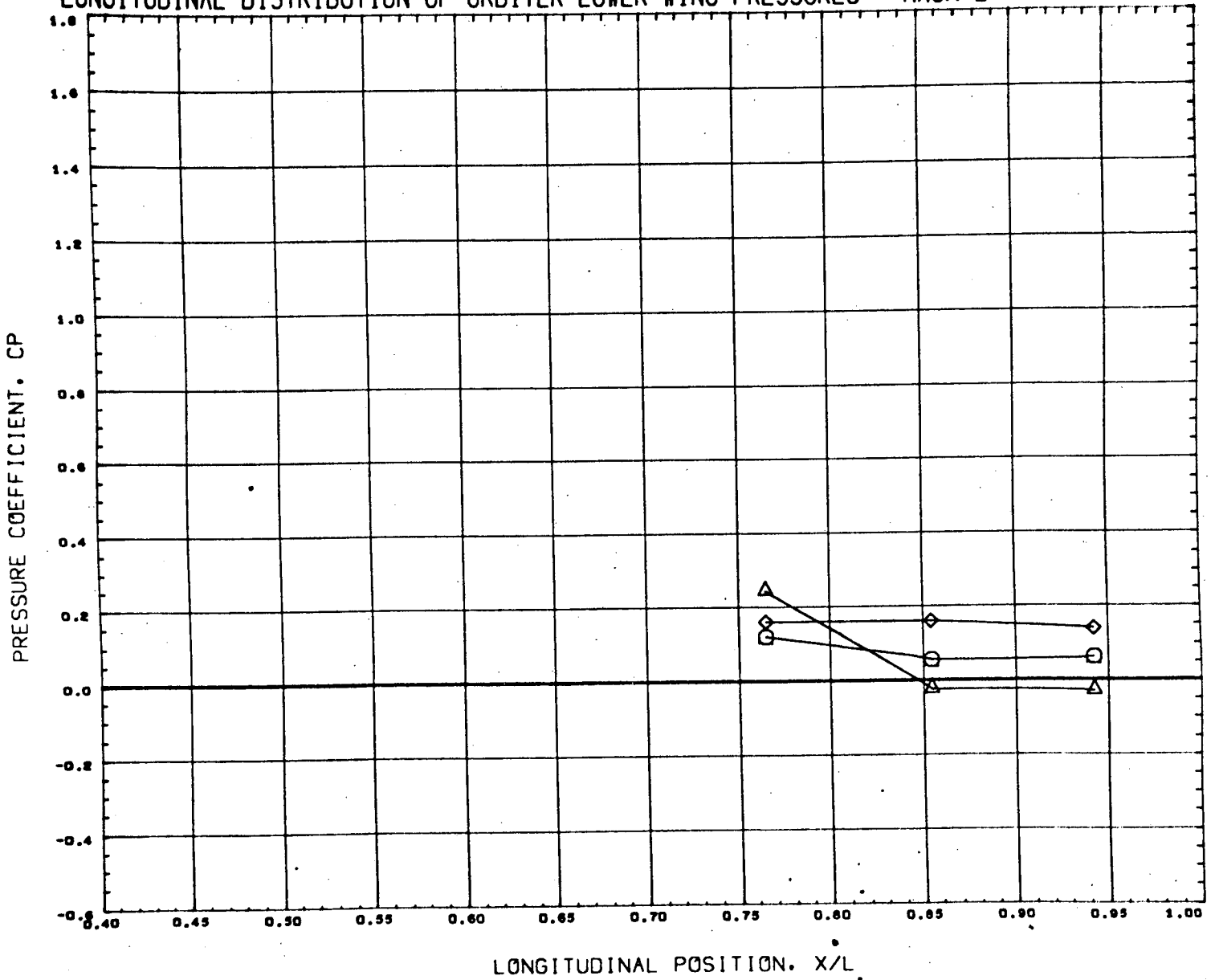


SYMBOL	DELTA X	Y/B	DELTA Z
○	0.143	0.399	0.228
△	0.103		
◇	0.227		

PARAMETRIC VALUES			
ALPHA B	5.041	MACH	2.000
ALPHA I	0.000	ORSPOW	100.000
ESTPOW	50.000		

REFERENCE FILE

# LONGITUDINAL DISTRIBUTION OF ORBITER LOWER WING PRESSURES - MACH 2

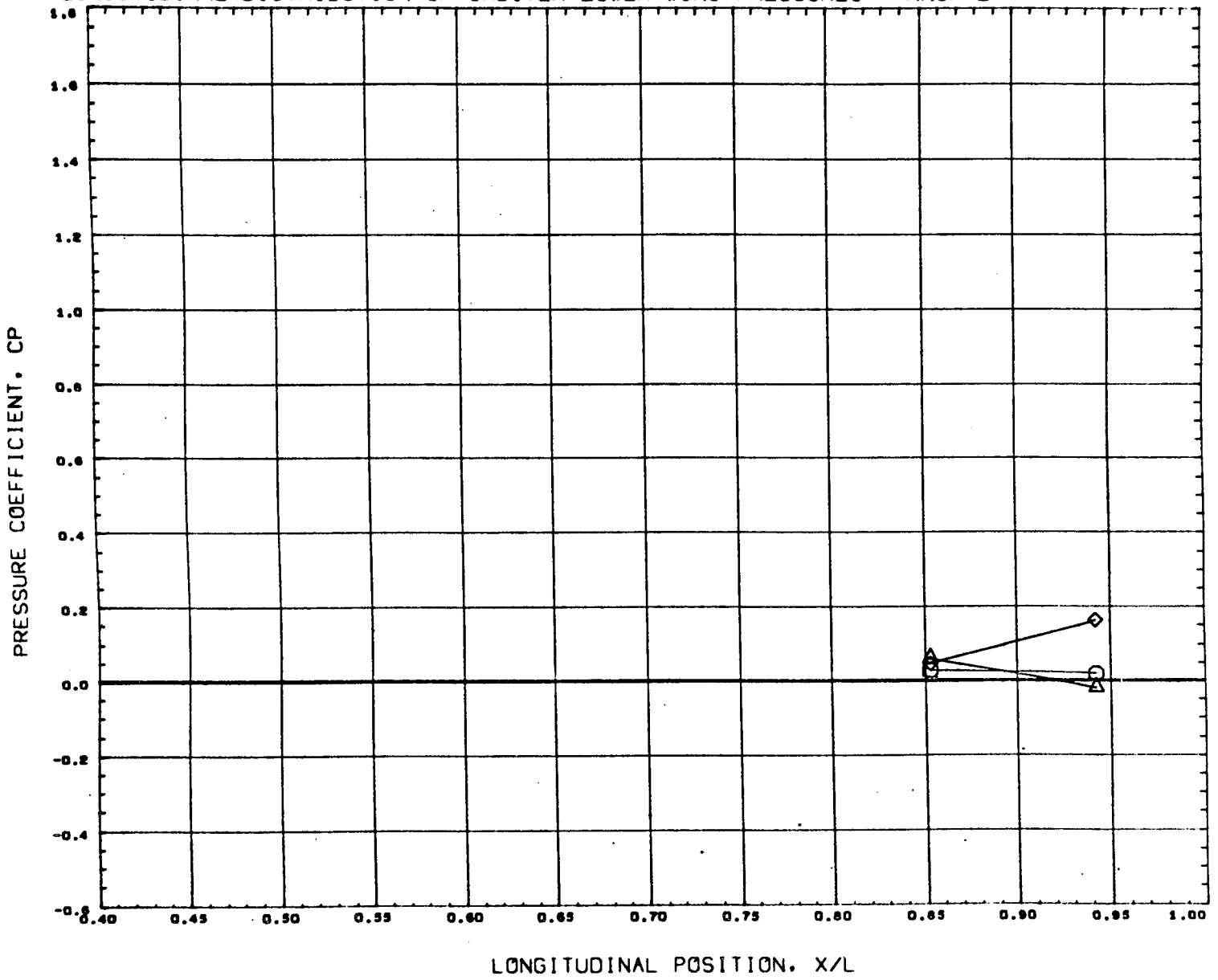


SYMBOL	DELTA X	Y/B	DELTA Z
○	0.143	0.566	0.228
△	0.103		
◇	0.227		

PARAMETRIC VALUES			
ALPHAB	5.041	MACH	2.000
ALPHAI	0.000	ORBPOW	100.000
BSTPOW	50.000		

REFERENCE FILE

# LONGITUDINAL DISTRIBUTION OF ORBITER LOWER WING PRESSURES - MACH 2

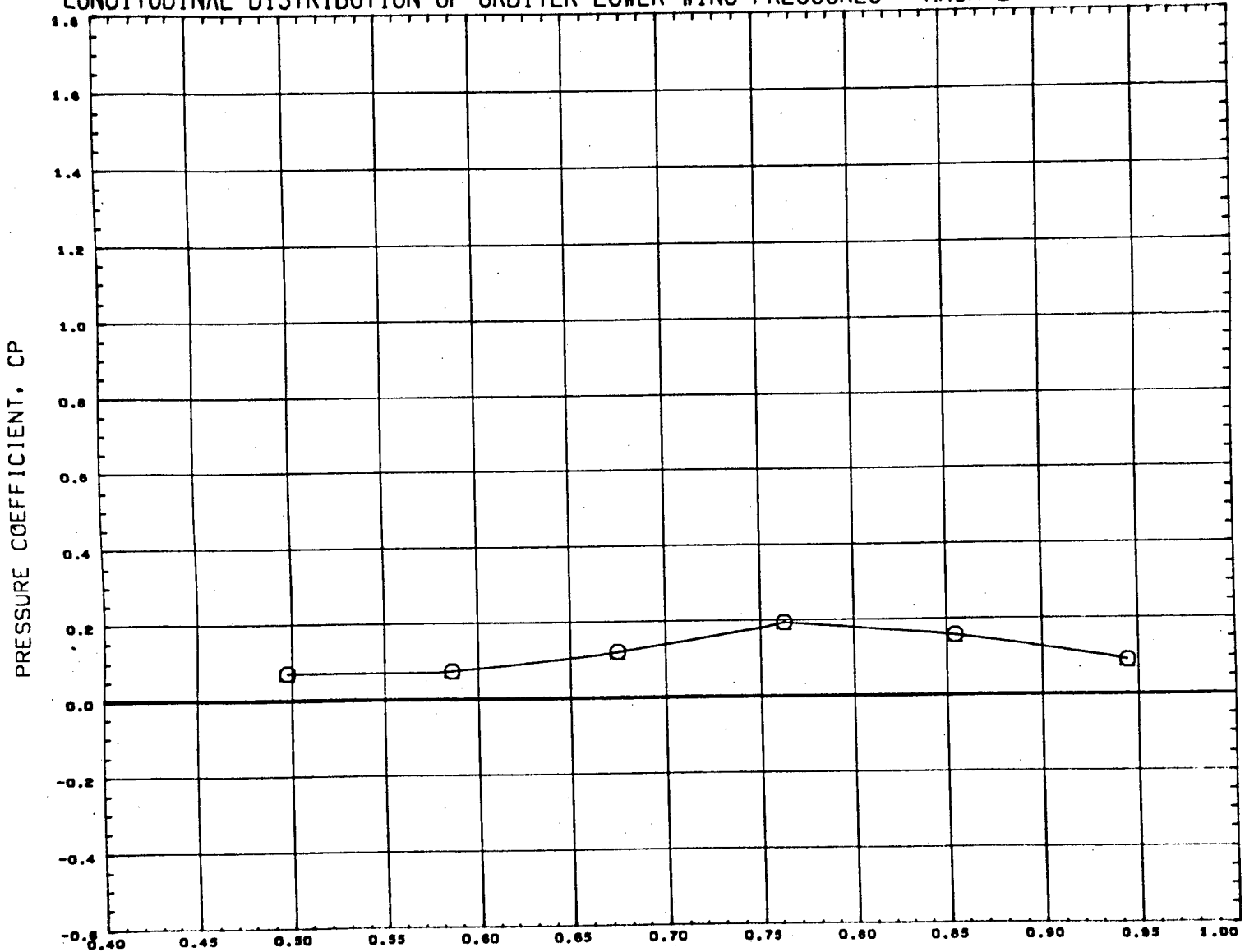


SYMBOL	DELTA X	Y/B	DELTA Z
○	0.143	0.736	0.226
△	0.103		
◇	0.227		

PARAMETRIC VALUES			
ALPHAB	5.041	MACH	2.000
ALPHA1	0.000	ORBPOW	100.000
BSTPOW	50.000		

REFERENCE FILE

# LONGITUDINAL DISTRIBUTION OF ORBITER LOWER WING PRESSURES - MACH 2



LONGITUDINAL POSITION, X/L

SYMBOL	DELTA X	Y/B	DELTA Z
○	0.300	0.230	0.908

PARAMETRIC VALUES			
ALPHAB	5.041	MACH	2.000
ALPHA I	0.000	ORBPOW	100.000
BSTPOW	50.000		

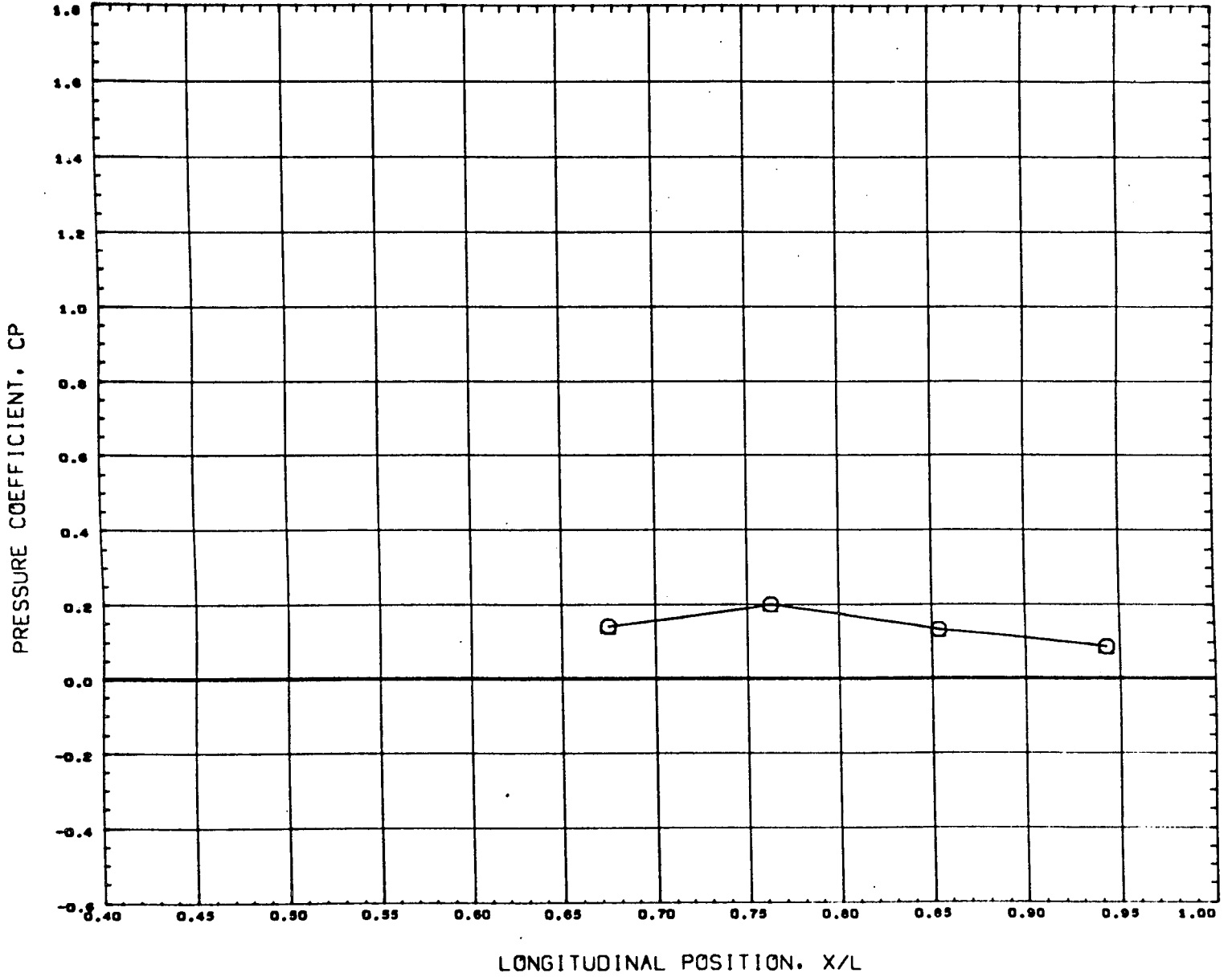
REFERENCE FILE

AEDC VA1163 MDAC ORBITER (LOWER WING)

•HT8214•

PAGE 329

# LONGITUDINAL DISTRIBUTION OF ORBITER LOWER WING PRESSURES - MACH 2



SYMBOL	DELTA X	Y/B	DELTA Z
○	0.390	0.399	0.908

PARAMETRIC VALUES			
ALPHAB	5.041	MACH	2.000
ALPHA1	0.000	ORBPOW	100.000
BSTPOW	50.000		

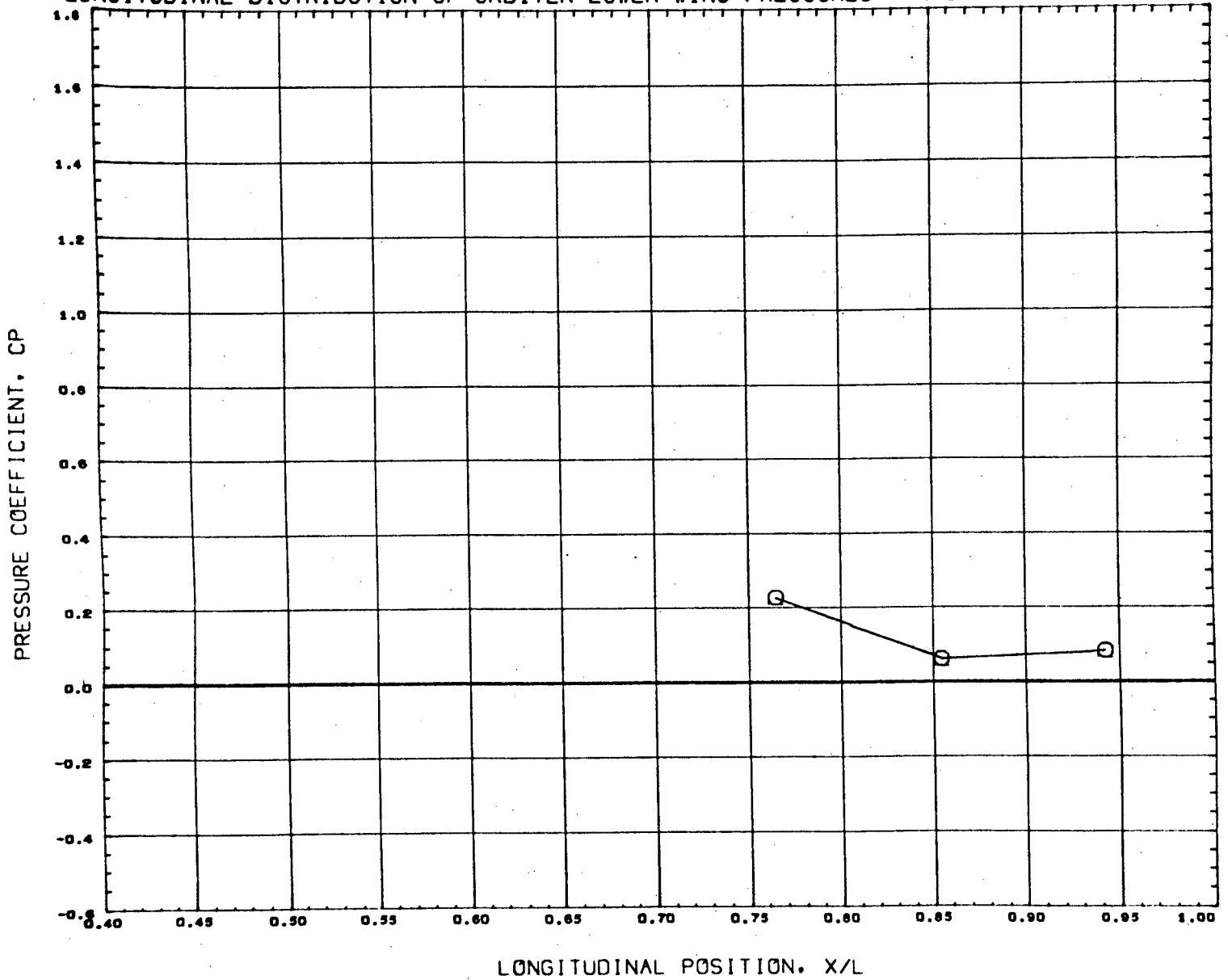
REFERENCE FILE

AEDC VA1163 MDAC ORBITER (LOWER WING)

•HT8214•

PAGE 330

# LONGITUDINAL DISTRIBUTION OF ORBITER LOWER WING PRESSURES - MACH 2



SYMBOL	DELTA X	Y/B	DELTA Z
○	0.390	0.568	0.908

PARAMETRIC VALUES			
ALPHAB	5.041	MACH	2.000
ALPHA I	0.000	ORBPOW	100.000
BSTPOW	90.000		

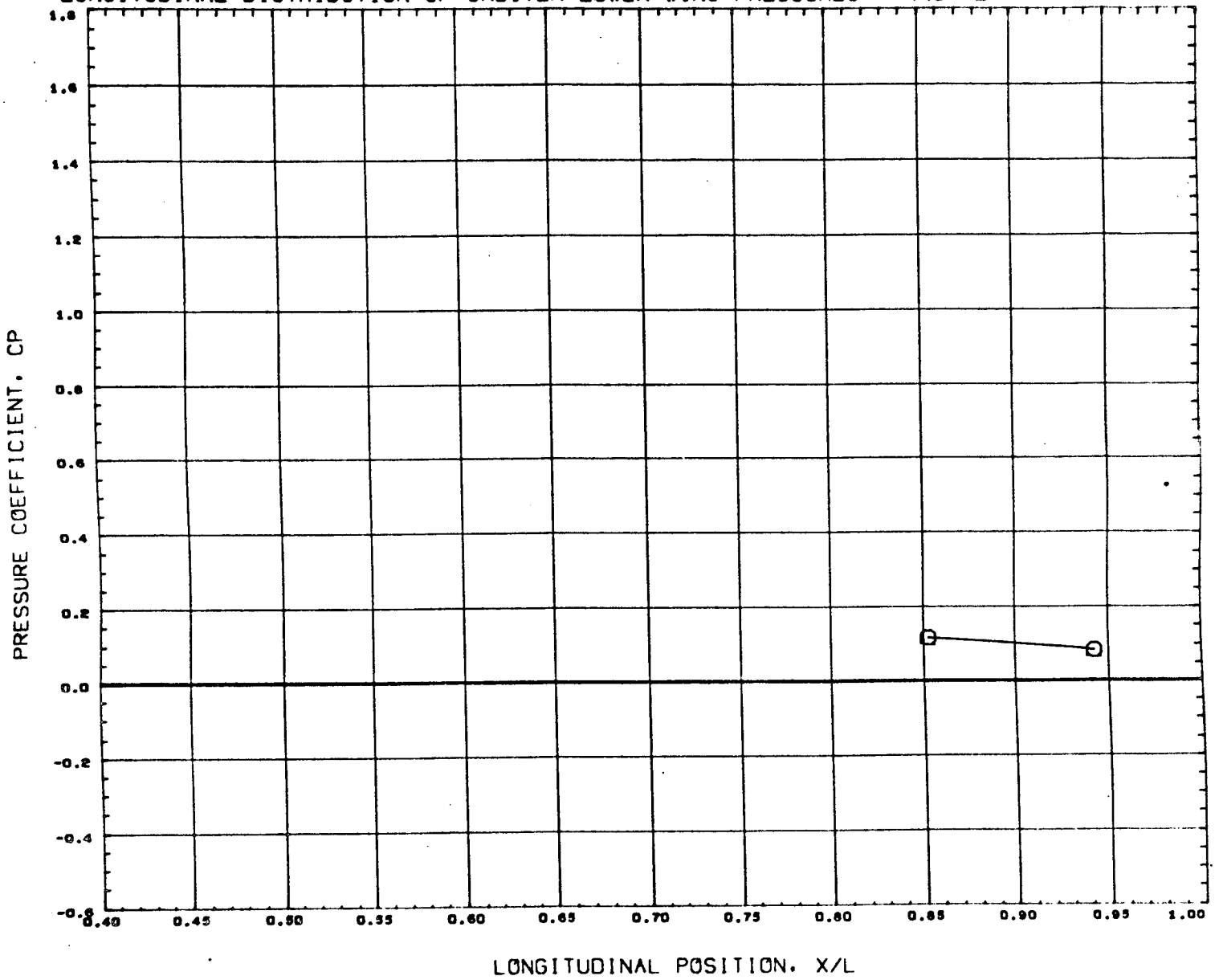
REFERENCE FILE

AEDC VA1163 MDAC ORBITER (LOWER WING)

•HT8214•

PAGE 331

LONGITUDINAL DISTRIBUTION OF ORBITER LOWER WING PRESSURES - MACH 2



SYMBOL	DELTA X	Y/B	DELTA Z
○	0.390	0.738	0.908

PARAMETRIC VALUES			
ALPHAB	5.041	MACH	2.000
ALPHAI	0.000	ORBPOW	100.000
BSTPOW	50.000		

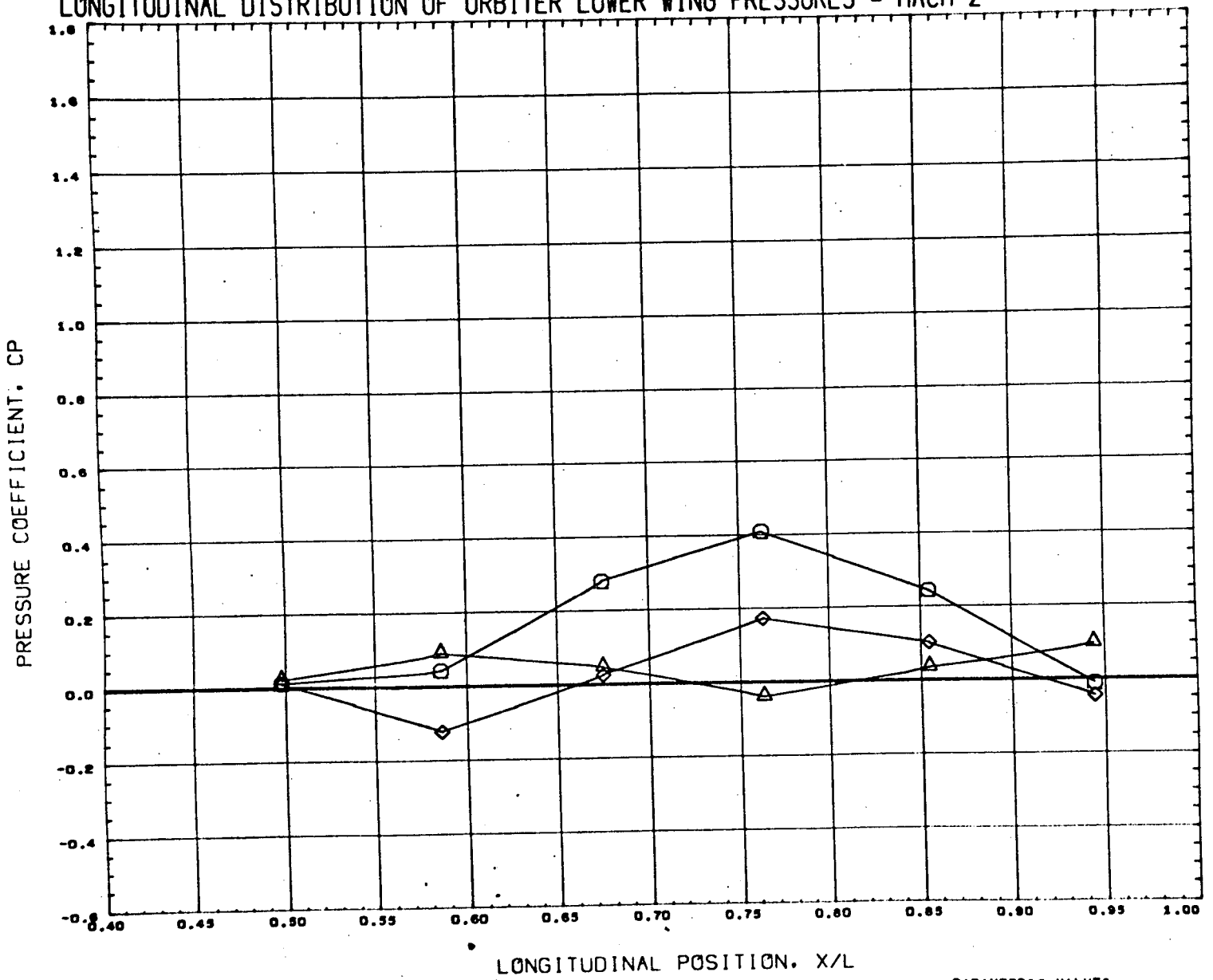
REFERENCE FILE

AEDC VA1163 MDAC ORBITER (LOWER WING)

•HT8214•

PAGE 332

# LONGITUDINAL DISTRIBUTION OF ORBITER LOWER WING PRESSURES - MACH 2



SYMBOL	DELTA X	Y/B	DELTA Z
○	0.143	0.230	0.120
△	0.103		
◇	0.226		

PARAMETRIC VALUES			
ALPHAB	10.030	MACH	2.000
ALPHAI	0.000	ORBPOW	100.000
BSTPOW	30.000		

REFERENCE FILE

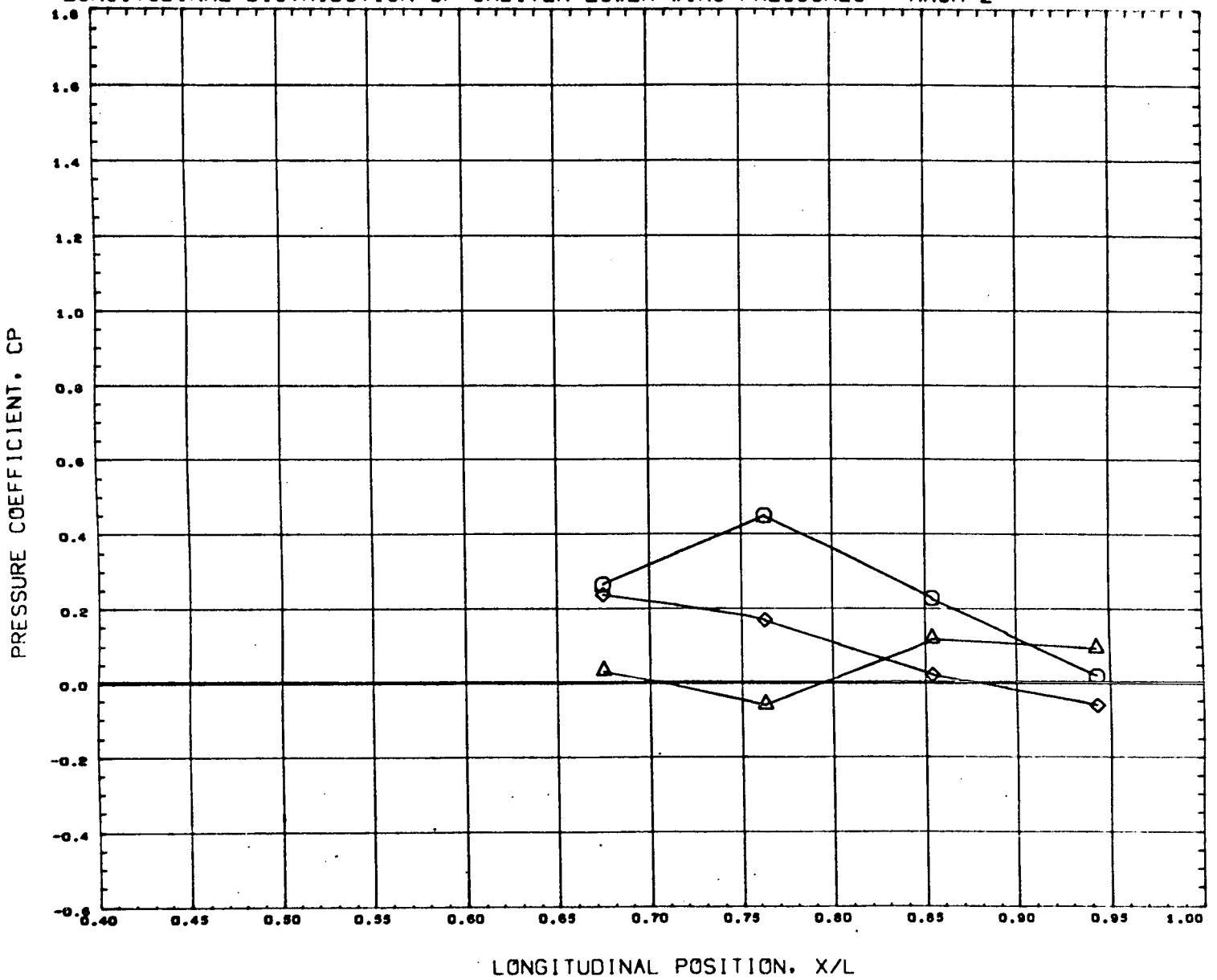
AEDC VA1163 MDAC ORBITER (LOWER WING)

•HT8215•

PAGE 333



# LONGITUDINAL DISTRIBUTION OF ORBITER LOWER WING PRESSURES - MACH 2



SYMBOL	DELTA X	Y/B	DELTA Z
○	0.143	0.399	0.120
△	0.103		
◇	0.226		

PARAMETRIC VALUES			
ALPHAB	10.030	MACH	2.000
ALPHA1	0.000	ORBPOW	100.000
BSTPOW	50.000		

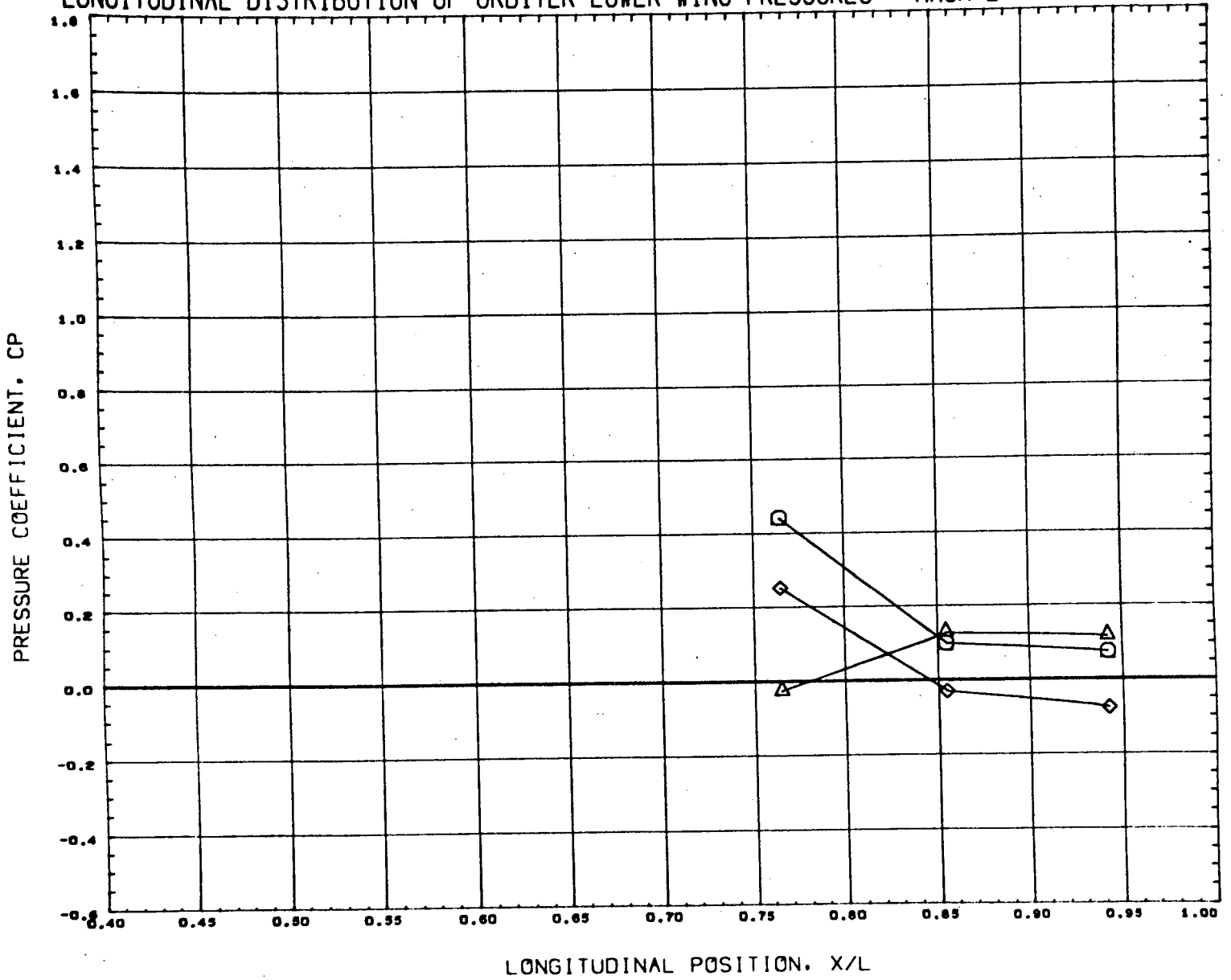
REFERENCE FILE

AEDC VA1163 MDAC ORBITER (LOWER WING)

•HT8215•

PAGE 334

# LONGITUDINAL DISTRIBUTION OF ORBITER LOWER WING PRESSURES - MACH 2

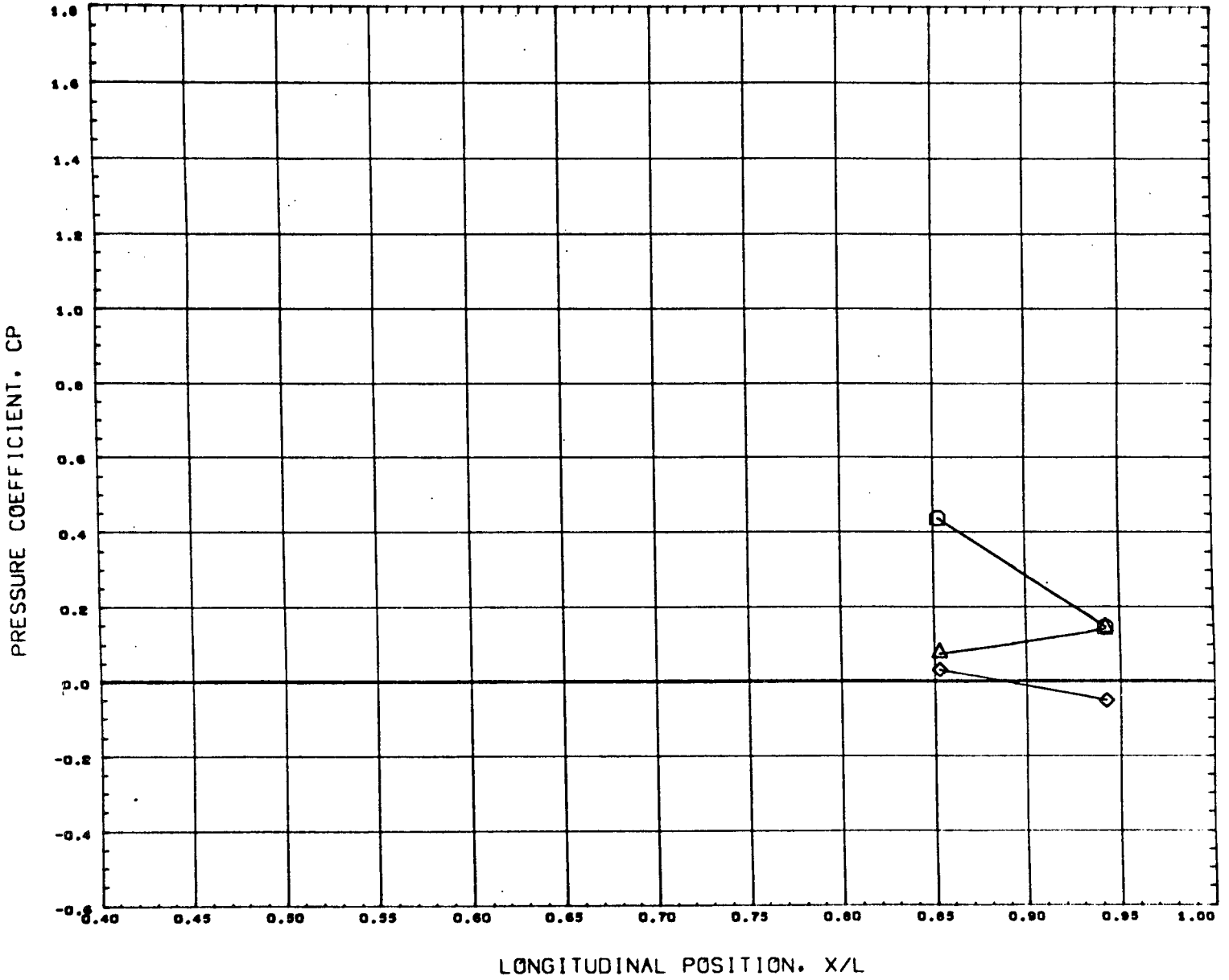


SYMBOL	DELTA X	Y/B	DELTA Z
○	0.143	0.568	0.120
△	0.103		
◇	0.226		

PARAMETRIC VALUES		
ALPHAB	10.030	MACH 2.000
ALPHAT	0.000	ORBPOW 100.000
BSTPOW	50.000	

REFERENCE FILE

# LONGITUDINAL DISTRIBUTION OF ORBITER LOWER WING PRESSURES - MACH 2

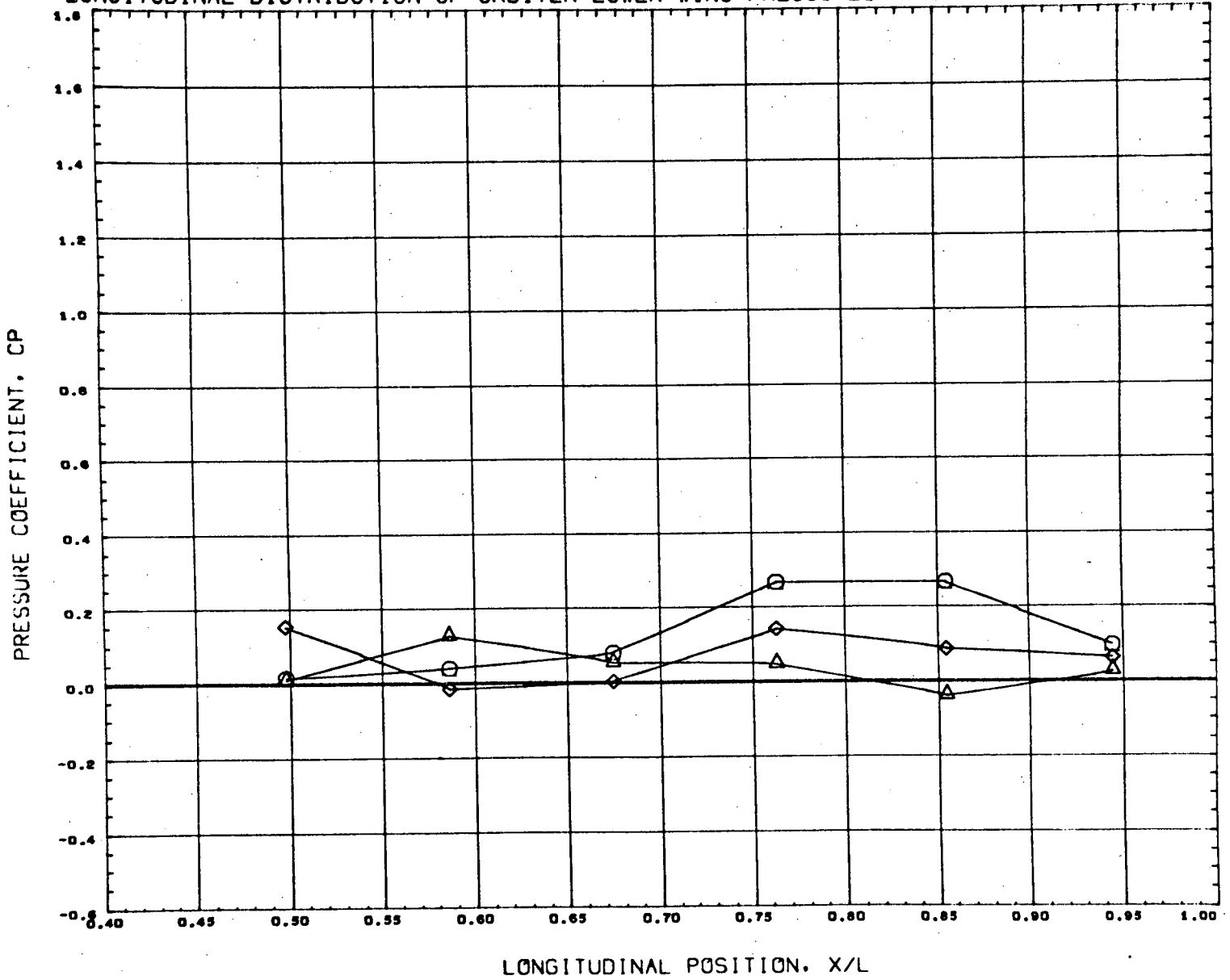


SYMBOL	DELTA X	Y/B	DELTA Z
○	0.143	0.738	0.120
△	0.103		
◇	0.226		

PARAMETRIC VALUES			
ALPHAB	10.030	MACH	2.000
ALPHA I	0.000	ORBPOW	100.000
BSTPOW	50.000		

REFERENCE FILE

# LONGITUDINAL DISTRIBUTION OF ORBITER LOWER WING PRESSURES - MACH 2



SYMBOL	DELTA X	Y/B	DELTA Z
○	0.145	0.230	0.151
△	0.103		
◇	0.226		

PARAMETRIC VALUES			
ALPHAB	10.030	MACH	2.000
ALPHA I	0.000	ORBPOW	100.000
BSTPOW	50.000		

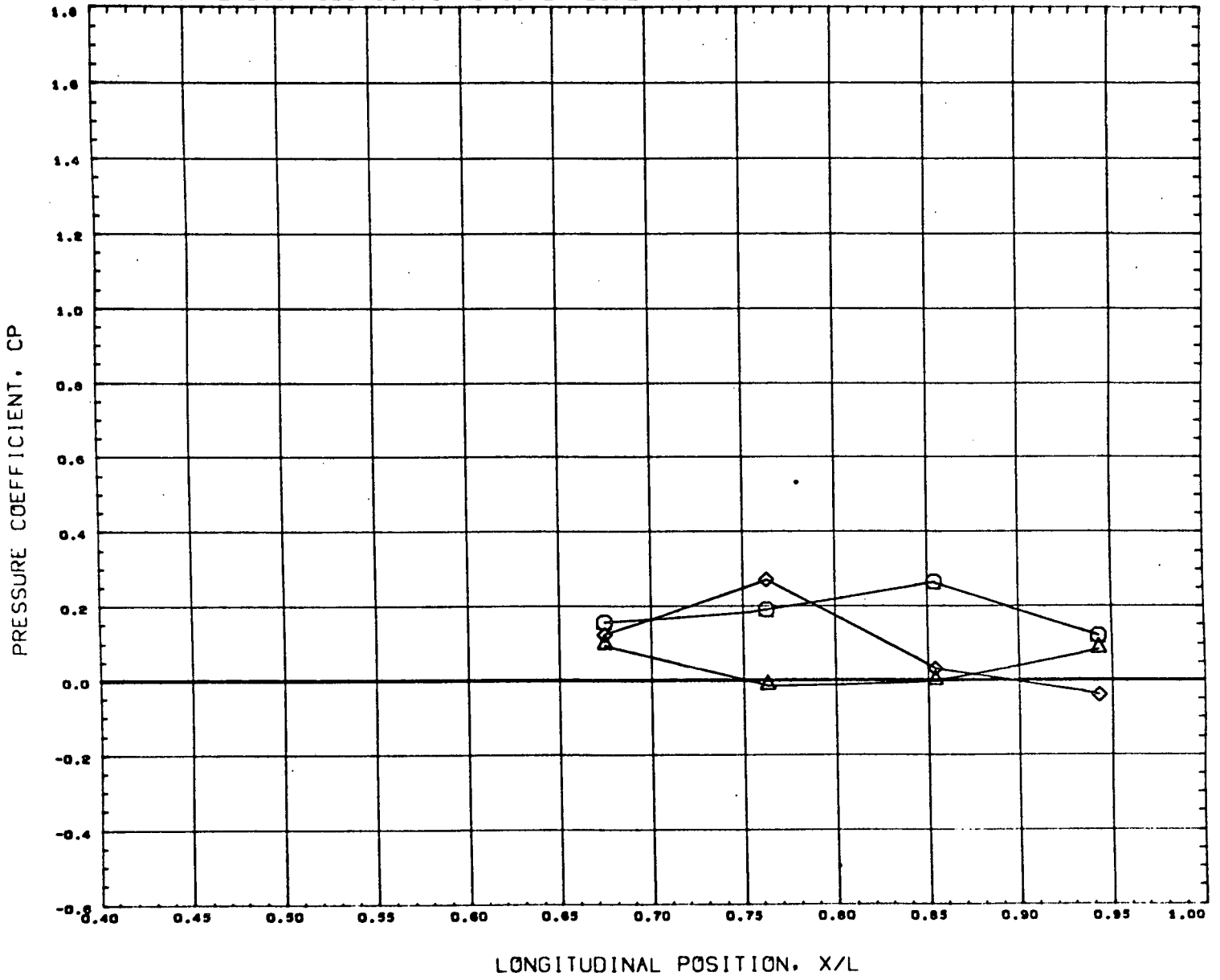
REFERENCE FILE

AEDC VA1163 MDAC ORBITER (LOWER WING)

•HT8215•

PAGE 337

# LONGITUDINAL DISTRIBUTION OF ORBITER LOWER WING PRESSURES - MACH 2



SYMBOL	DELTA X	Y/B	DELTA Z
○	0.145	0.399	0.151
△	0.103		
◇	0.226		

PARAMETRIC VALUES			
ALPHA B	10.030	MACH	2.000
ALPHA I	0.000	ORBPOW	100.000
BSTPOW	90.000		

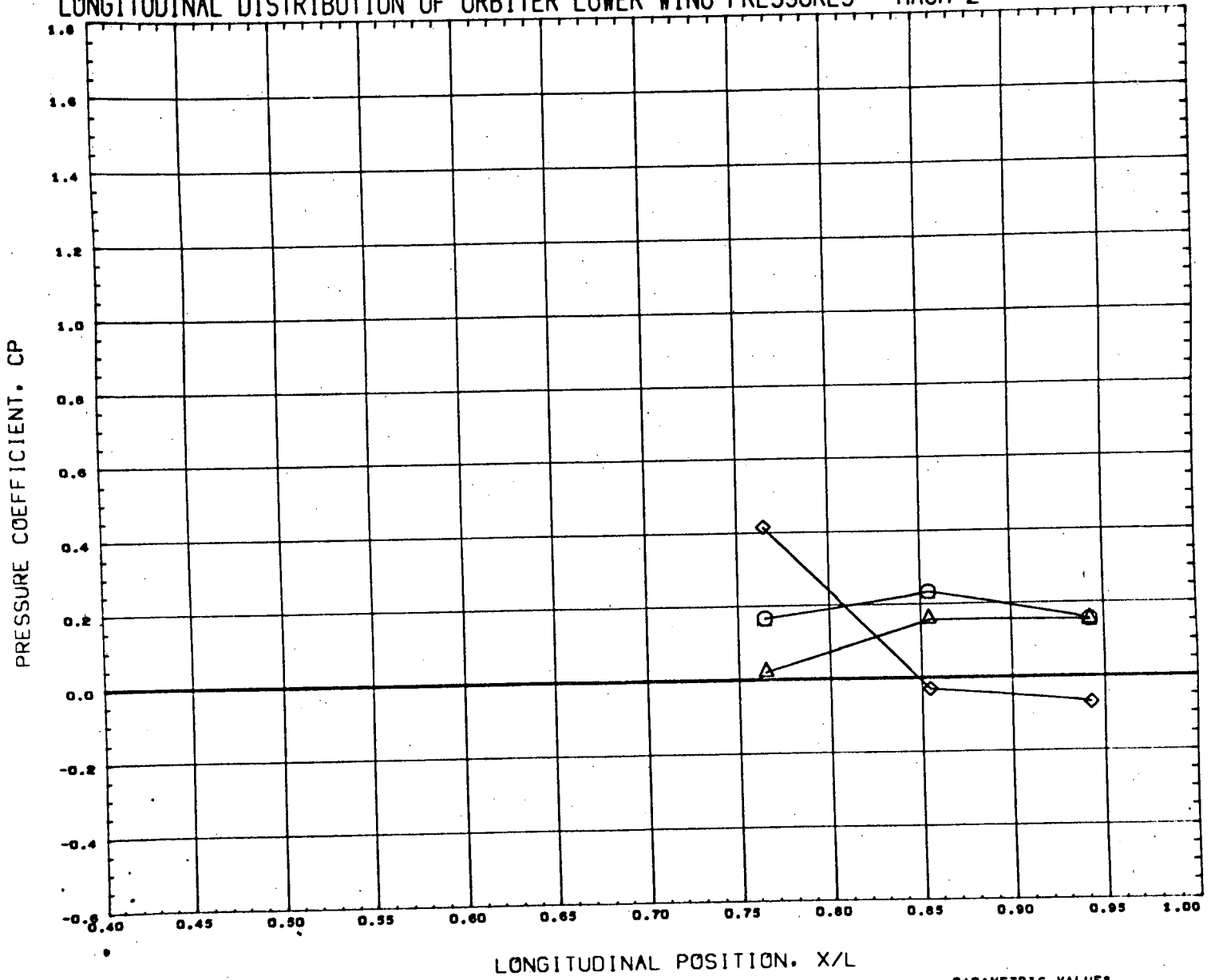
REFERENCE FILE

AEDC VA1163 MDAC ORBITER (LOWER WING)

•HT8215•

PAGE 338

# LONGITUDINAL DISTRIBUTION OF ORBITER LOWER WING PRESSURES - MACH 2



SYMBOL	DELTA X	Y/B	DELTA Z
○	0.145	0.568	0.151
△	0.103		
◇	0.226		

PARAMETRIC VALUES		
ALPHA B	10.030	MACH 2.000
ALPHA T	0.000	ORSPOW 100.000
BSTPOW	50.000	

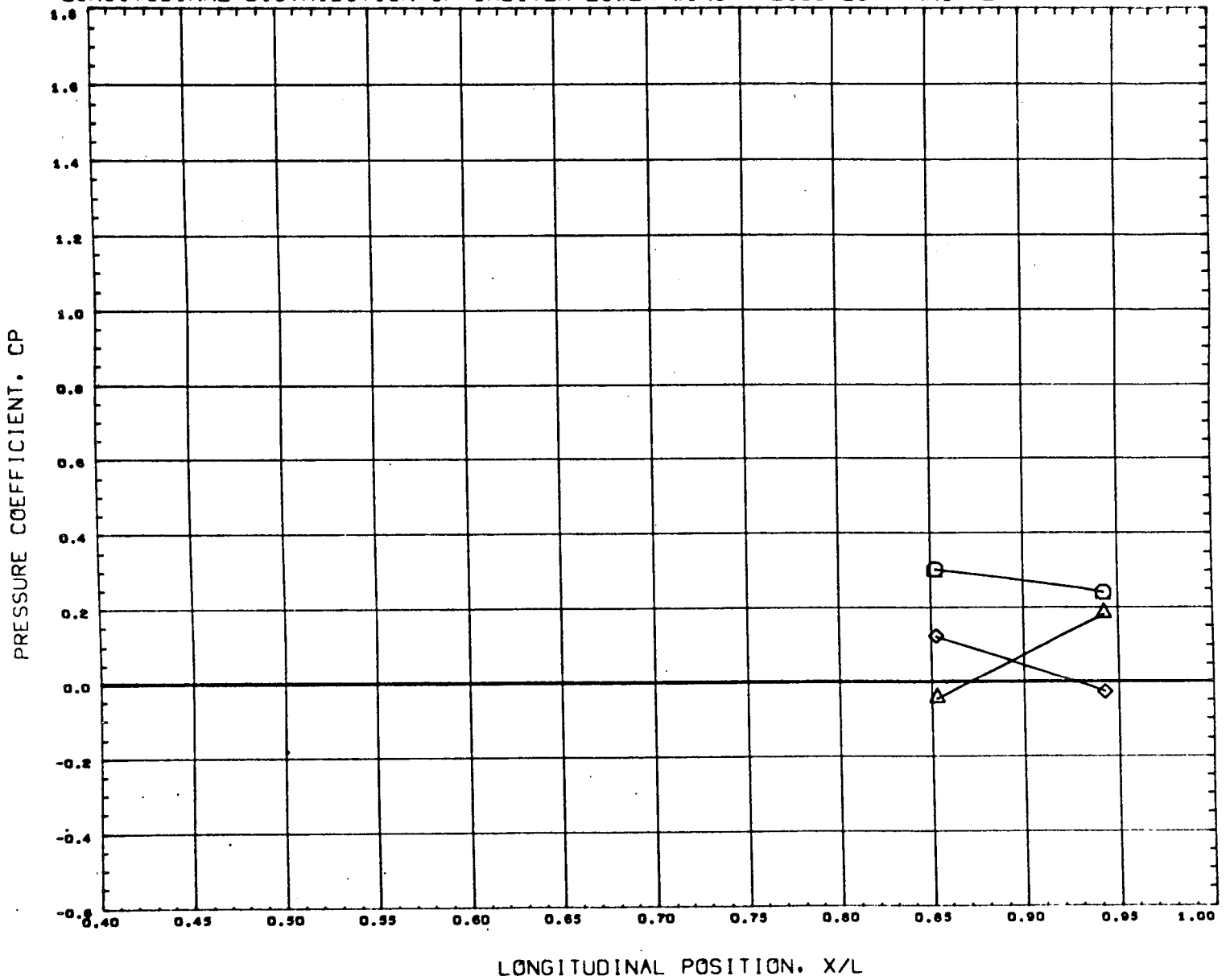
REFERENCE FILE

AEDC VA1163 MDAC ORBITER (LOWER WING)

•HT8215•

PAGE 339

# LONGITUDINAL DISTRIBUTION OF ORBITER LOWER WING PRESSURES - MACH 2

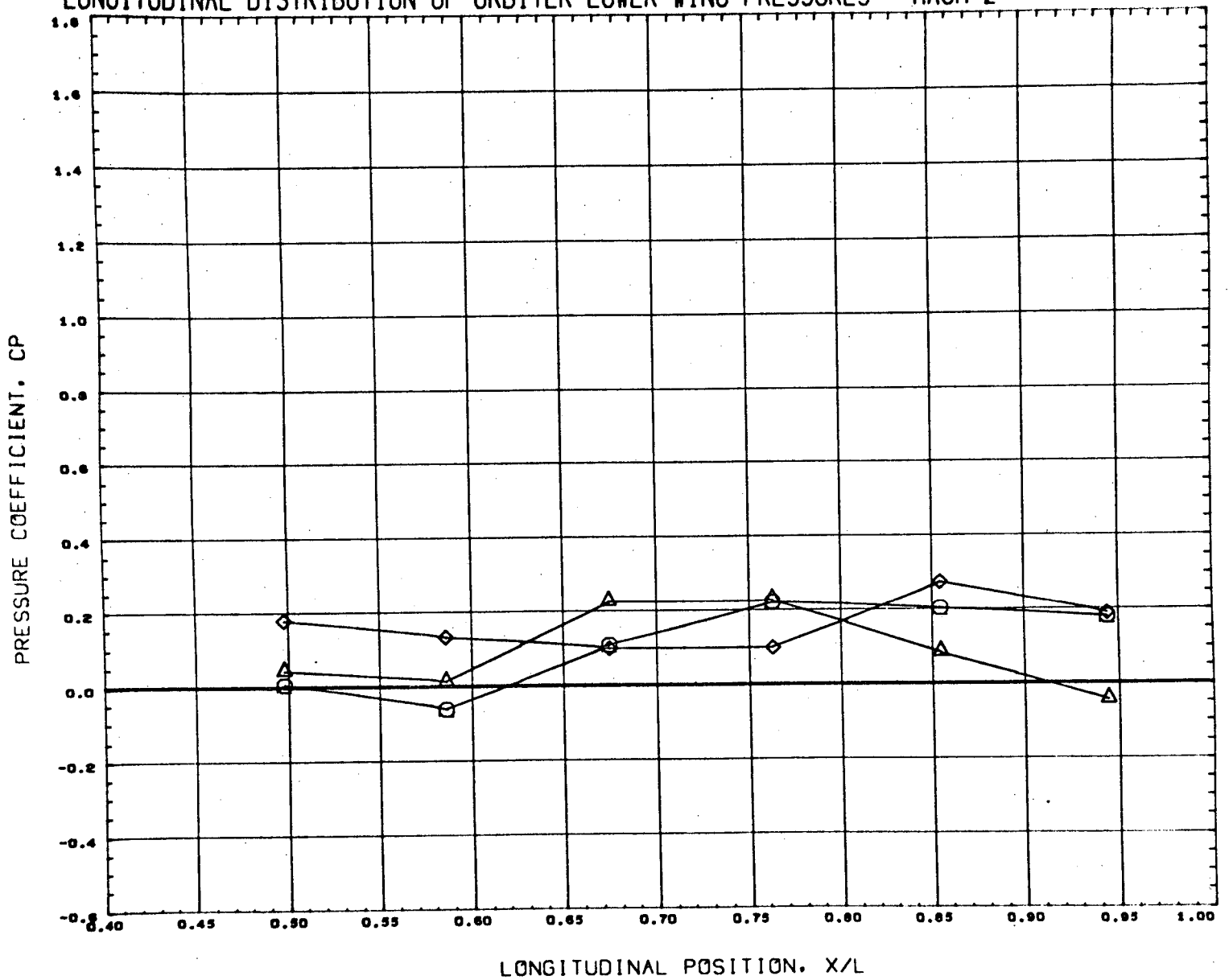


SYMBOL	DELTA X	Y/B	DELTA Z
□	0.145	0.736	0.151
△	0.105		
◇	0.226		

PARAMETRIC VALUES			
ALPHAB	10.050	MACH	2.000
ALPHA1	0.000	ORBPOW	100.000
BSTPOW	50.000		

REFERENCE FILE

# LONGITUDINAL DISTRIBUTION OF ORBITER LOWER WING PRESSURES - MACH 2



SYMBOL	DELTA X	Y/B	DELTA Z
○	0.143	0.230	0.228
△	0.103		
◇	0.227		

PARAMETRIC VALUES		
ALPHA B	10.030	MACH 2.000
ALPHA I	0.000	ORSPOW 100.000
BSTPOW	30.000	

REFERENCE FILE

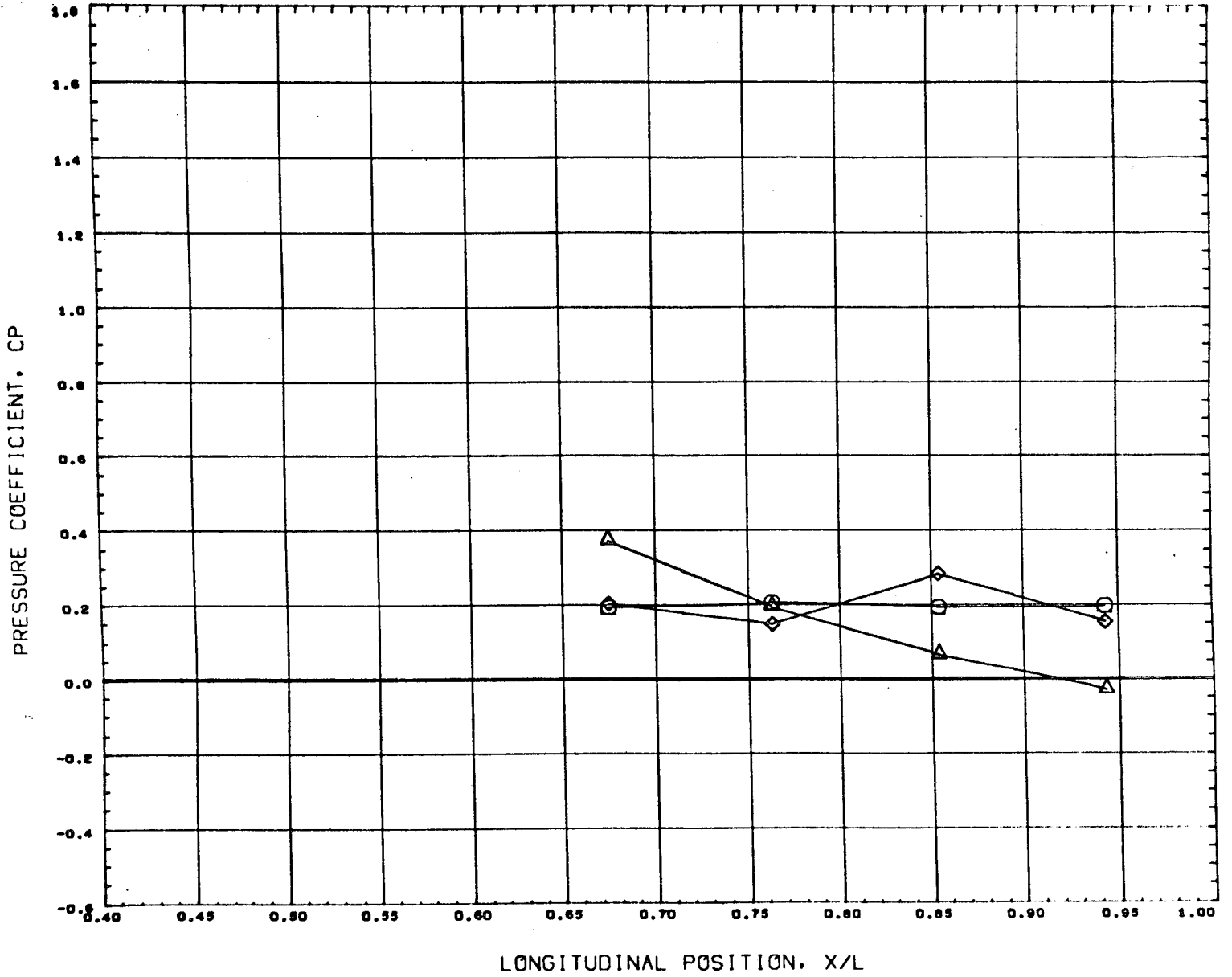
AEDC VA1163 MDAC ORBITER (LOWER WING)

•HT8215•

PAGE 341



# LONGITUDINAL DISTRIBUTION OF ORBITER LOWER WING PRESSURES - MACH 2

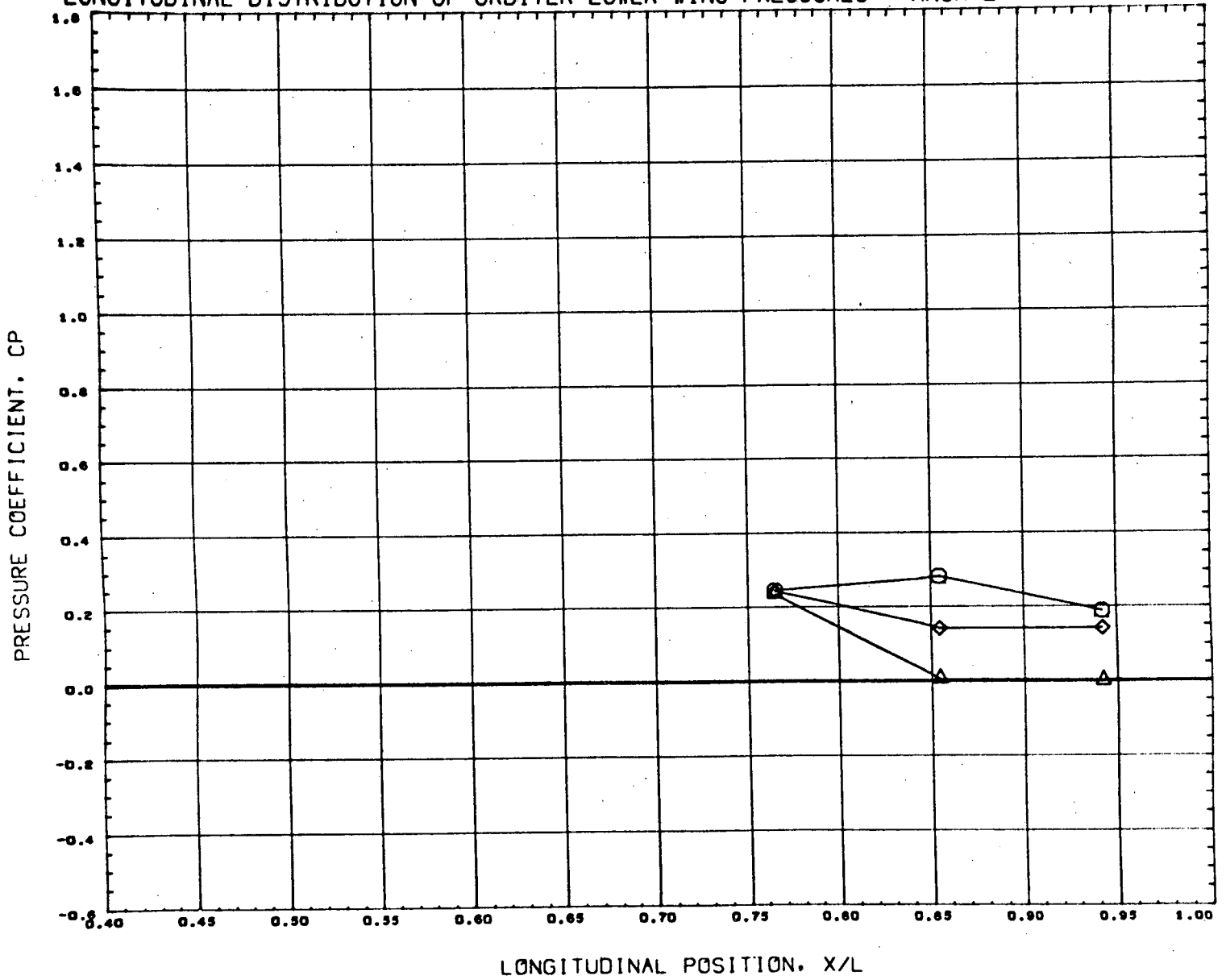


SYMBOL	DELTA X	Y/B	DELTA Z
○	0.143	0.399	0.228
△	0.103		
◇	0.227		

PARAMETRIC VALUES			
ALPHA B	10.030	MACH	2.000
ALPHA I	0.000	ORBPOW	100.000
BSTPOW	50.000		

REFERENCE FILE

# LONGITUDINAL DISTRIBUTION OF ORBITER LOWER WING PRESSURES - MACH 2



SYMBOL	DELTA X	Y/B	DELTA Z
○	0.143	0.566	0.226
△	0.103		
◇	0.227		

PARAMETRIC VALUES			
ALPHAB	10.030	MACH	2.000
ALPHA1	0.000	ORBPOW	100.000
BSTPOW	50.000		

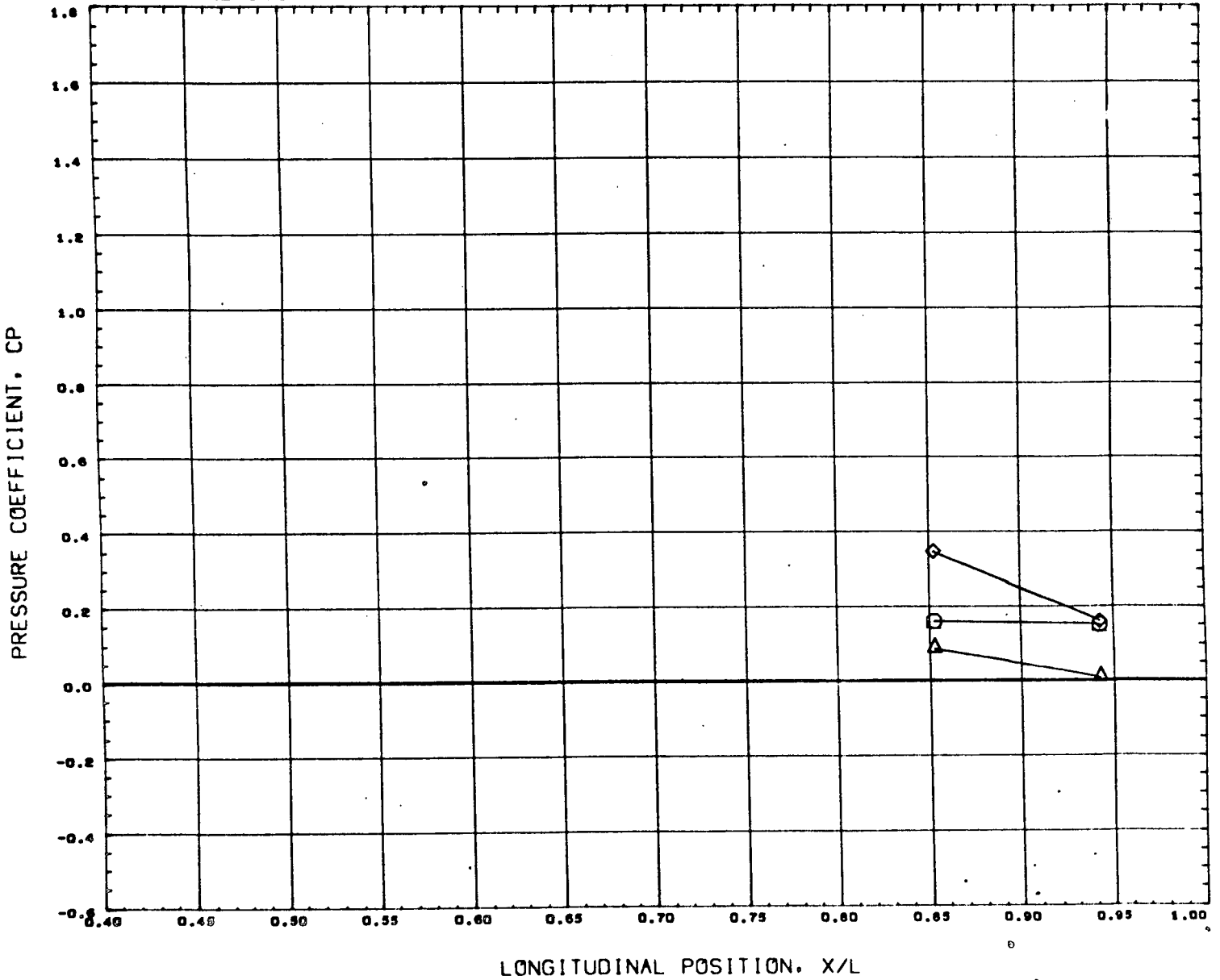
REFERENCE FILE

AEDC VA1163 MDAC ORBITER (LOWER WING)

•HT8215•

PAGE 343

# LONGITUDINAL DISTRIBUTION OF ORBITER LOWER WING PRESSURES - MACH 2

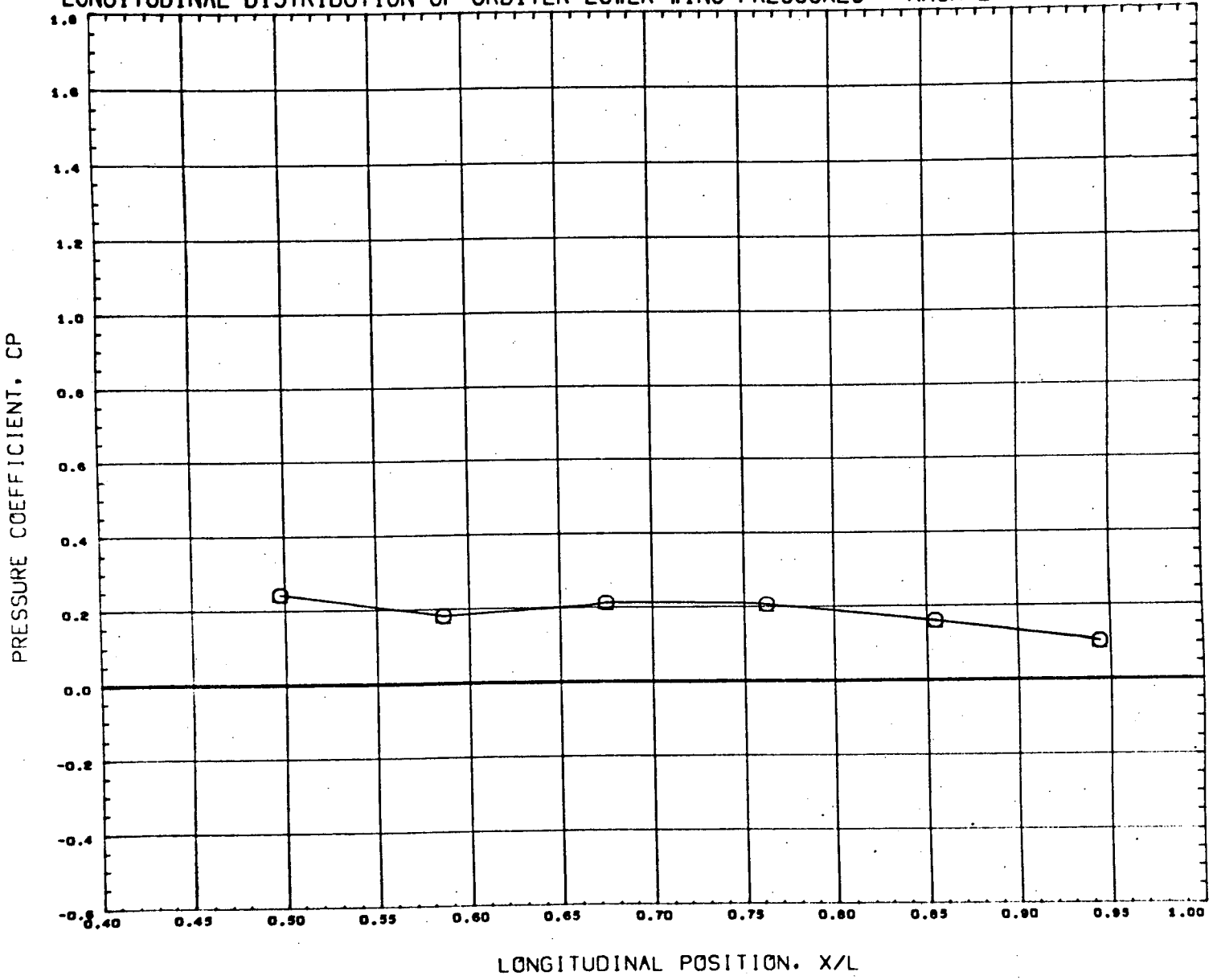


SYMBOL	DELTA X	Y/B	DELTA Z
○	0.143	0.730	0.228
△	0.103		
◇	0.227		

PARAMETRIC VALUES			
ALPHA B	10.030	MACH	2.000
ALPHA 1	0.000	ORBPOW	100.000
BSTPOW	50.000		

REFERENCE FILE

# LONGITUDINAL DISTRIBUTION OF ORBITER LOWER WING PRESSURES - MACH 2



SYMBOL	DELTA X	Y/B	DELTA Z
○	0.390	0.230	0.908

PARAMETRIC VALUES			
ALPHAB	10.030	MACH	2.000
ALPHA1	0.000	ORSPOW	100.000
BSTPOW	50.000		

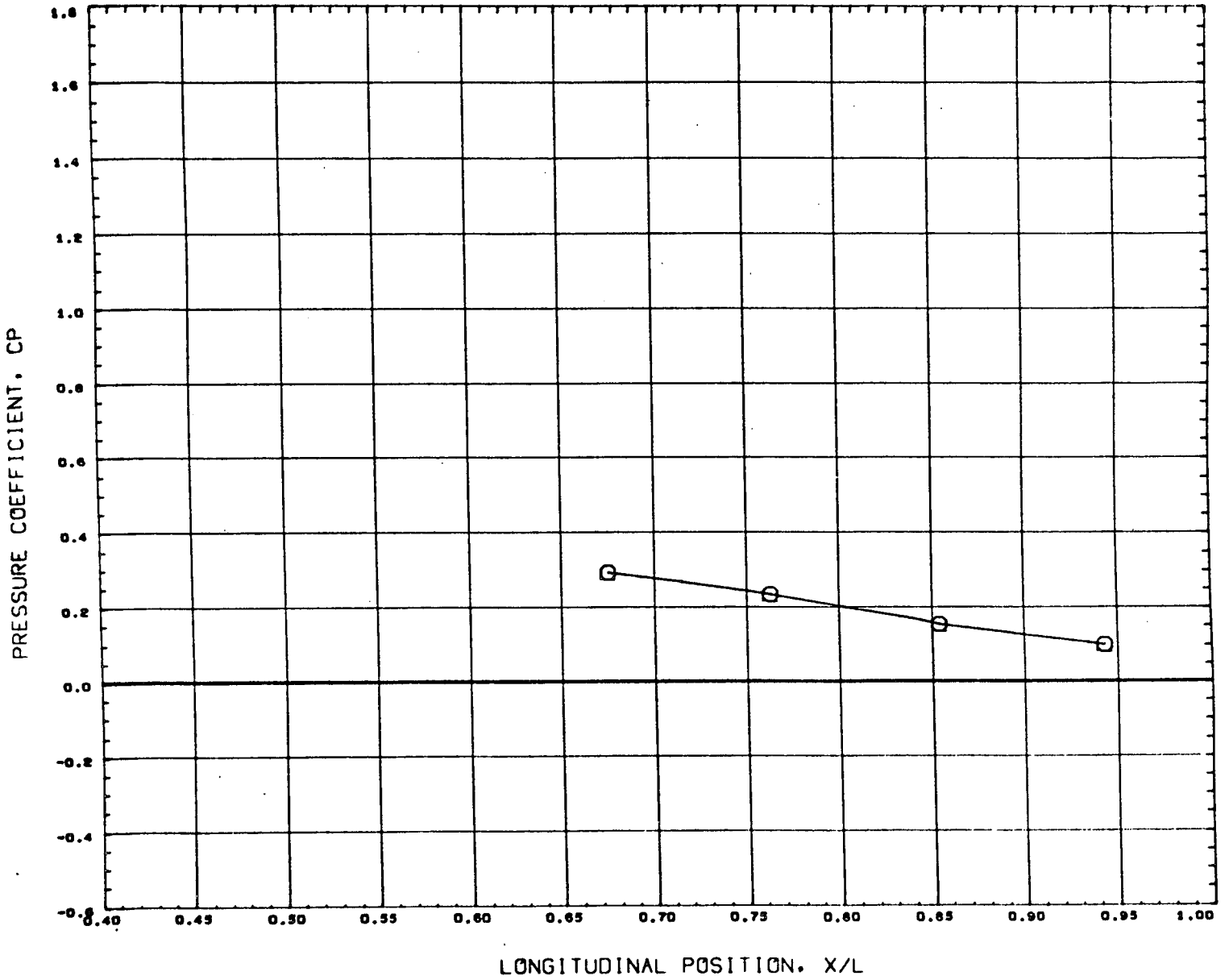
REFERENCE FILE

AEDC VA1163 MDAC ORBITER (LOWER WING)

•HT8215•

PAGE 345

# LONGITUDINAL DISTRIBUTION OF ORBITER LOWER WING PRESSURES - MACH 2



SYMBOL	DELTA X	Y/B	DELTA Z
○	0.390	0.399	0.908

PARAMETRIC VALUES			
ALPHAB	10.030	MACH	2.000
ALPHA1	0.000	ORBPOW	100.000
BSTPOW	50.000		

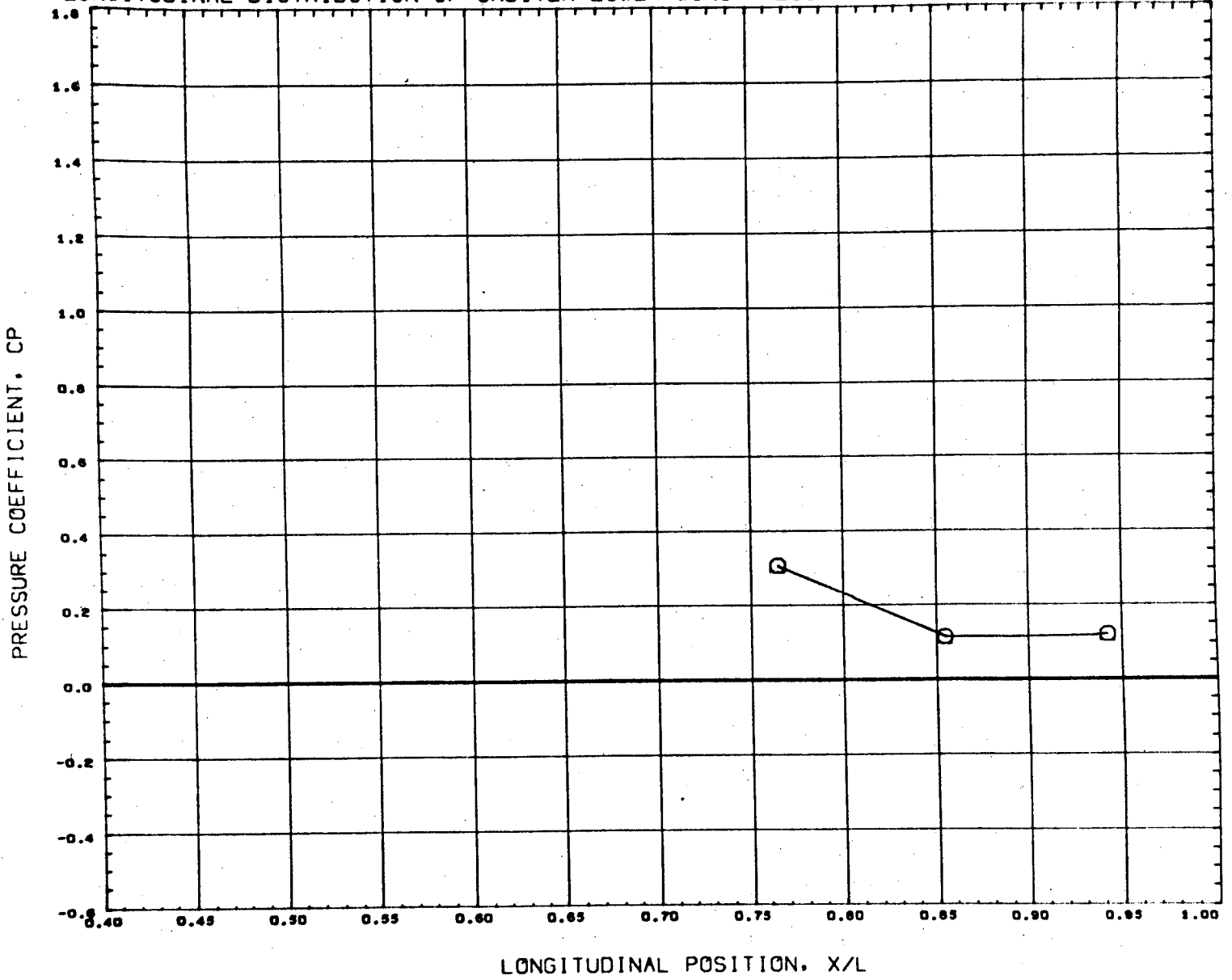
REFERENCE FILE

AEDC VA1163 MDAC ORBITER (LOWER WING)

•HT8215•

PAGE 346

# LONGITUDINAL DISTRIBUTION OF ORBITER LOWER WING PRESSURES - MACH 2



SYMBOL	DELTA X	Y/B	DELTA Z
○	0.390	0.568	0.908

PARAMETRIC VALUES			
ALPHA B	10.030	MACH	2.000
ALPHA I	0.000	ORBPOW	100.000
BSTPOW	50.000		

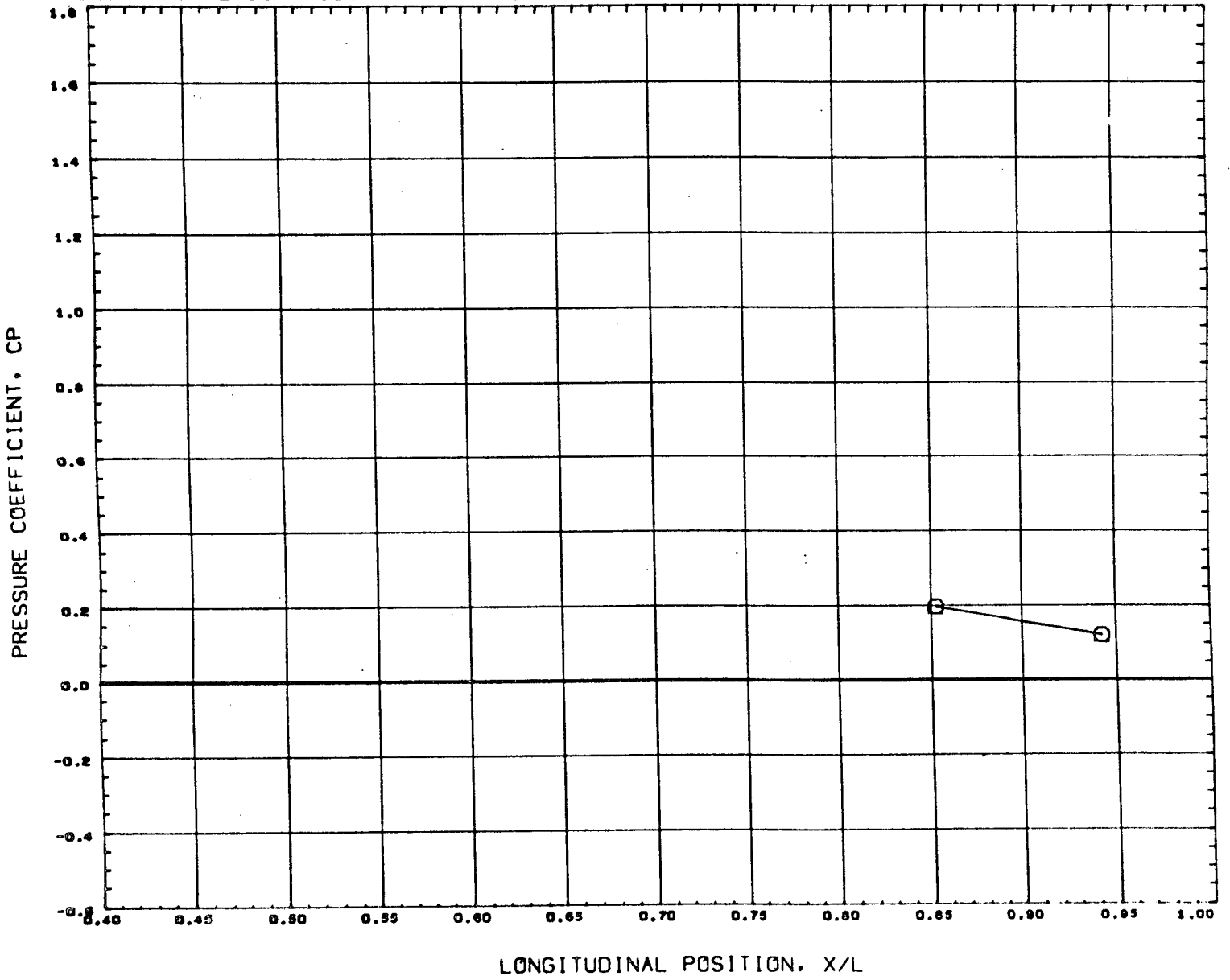
REFERENCE FILE

AEDC VA1163 MDAC ORBITER (LOWER WING)

•HT8215•

PAGE 347

LONGITUDINAL DISTRIBUTION OF ORBITER LOWER WING PRESSURES - MACH 2



SYMBOL	DELTA X	Y/B	DELTA Z
○	0.390	0.738	0.900

PARAMETRIC VALUES			
ALPHA	10.030	MACH	2.000
ALPHA1	0.000	ORBPOW	100.000
BSTPOW	90.000		

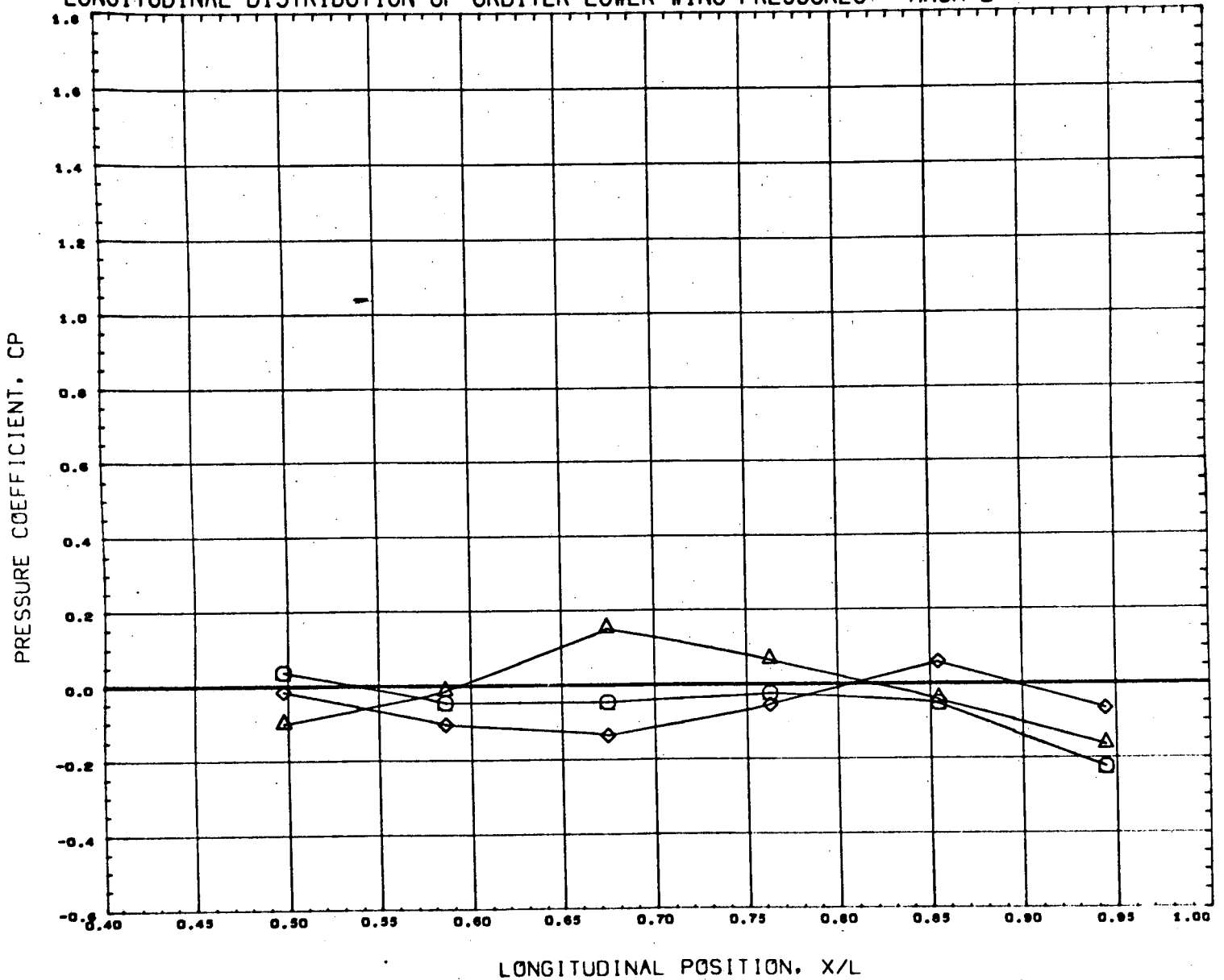
REFERENCE FILE

AEDC VA1163 MDAC ORBITER (LOWER WING)

•HT8215•

PAGE 348

# LONGITUDINAL DISTRIBUTION OF ORBITER LOWER WING PRESSURES - MACH 2



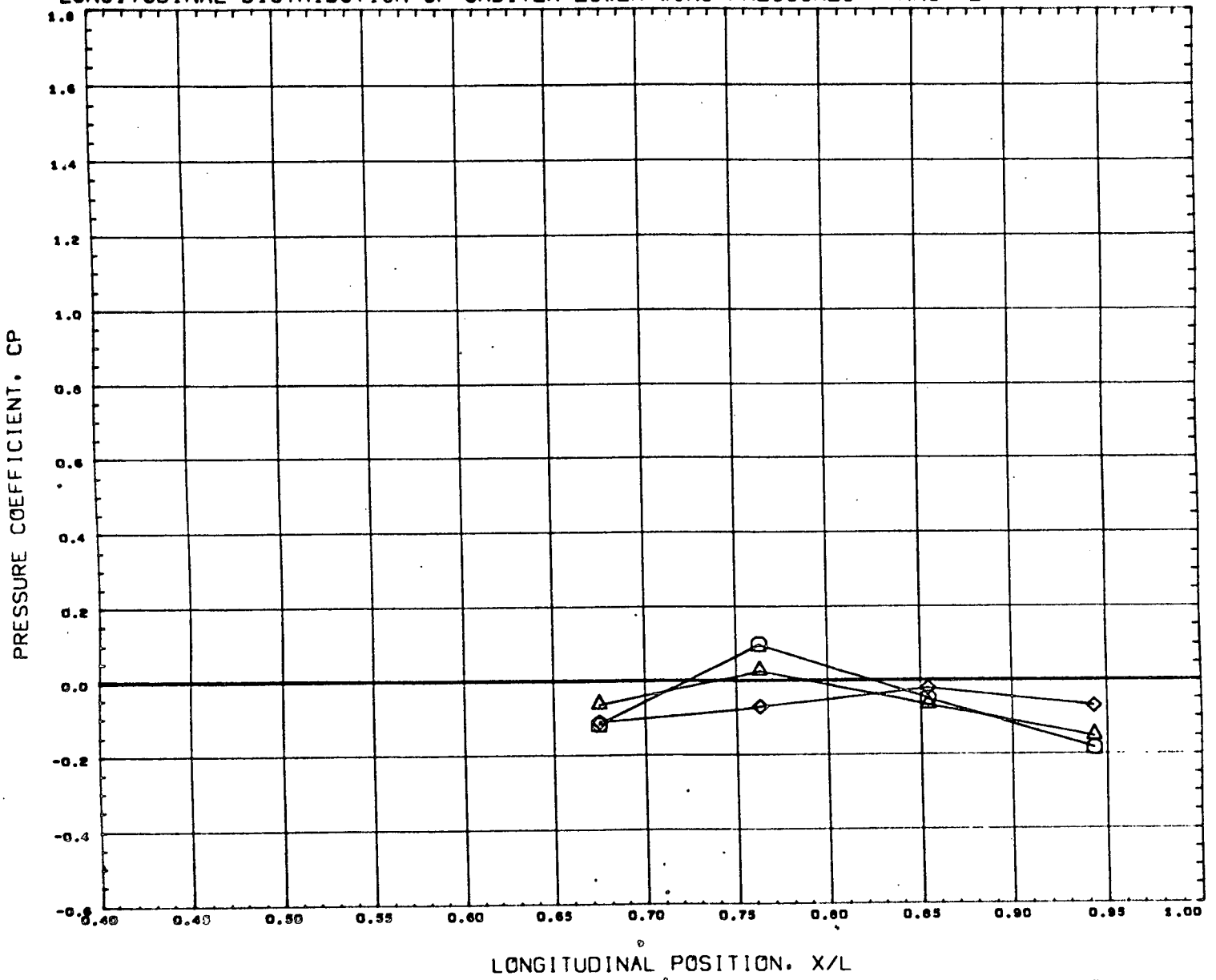
SYMBOL	DELTA X	Y/B	DELTA Z
○	0.143	0.230	0.120
△	0.103		
◇	0.226		

PARAMETRIC VALUES			
ALPHAB	9.961	MACH	2.000
ALPHAI	0.000	ORBPOW	0.000
BSTPCW	0.000		

REFERENCE FILE



# LONGITUDINAL DISTRIBUTION OF ORBITER LOWER WING PRESSURES - MACH 2

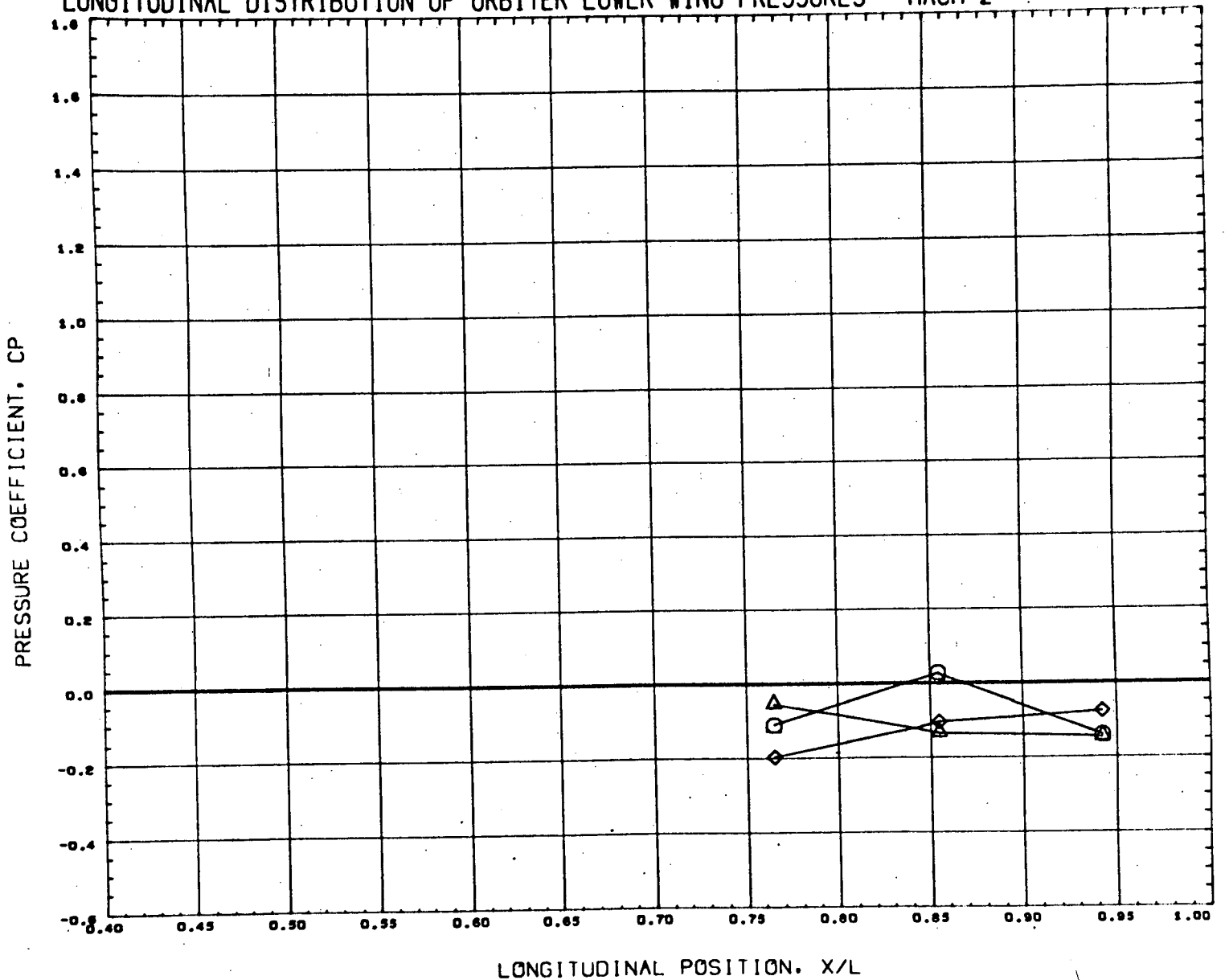


SYMBOL	DELTA X	Y/B	DELTA Z
○	0.143	0.300	0.120
△	0.100		
◇	0.220		

PARAMETRIC VALUES			
ALPHAB	9.981	MACH	2.000
ALPHAI	0.000	ORBPOW	0.000
BSTPOW	0.000		

REFERENCE FILE

# LONGITUDINAL DISTRIBUTION OF ORBITER LOWER WING PRESSURES - MACH 2

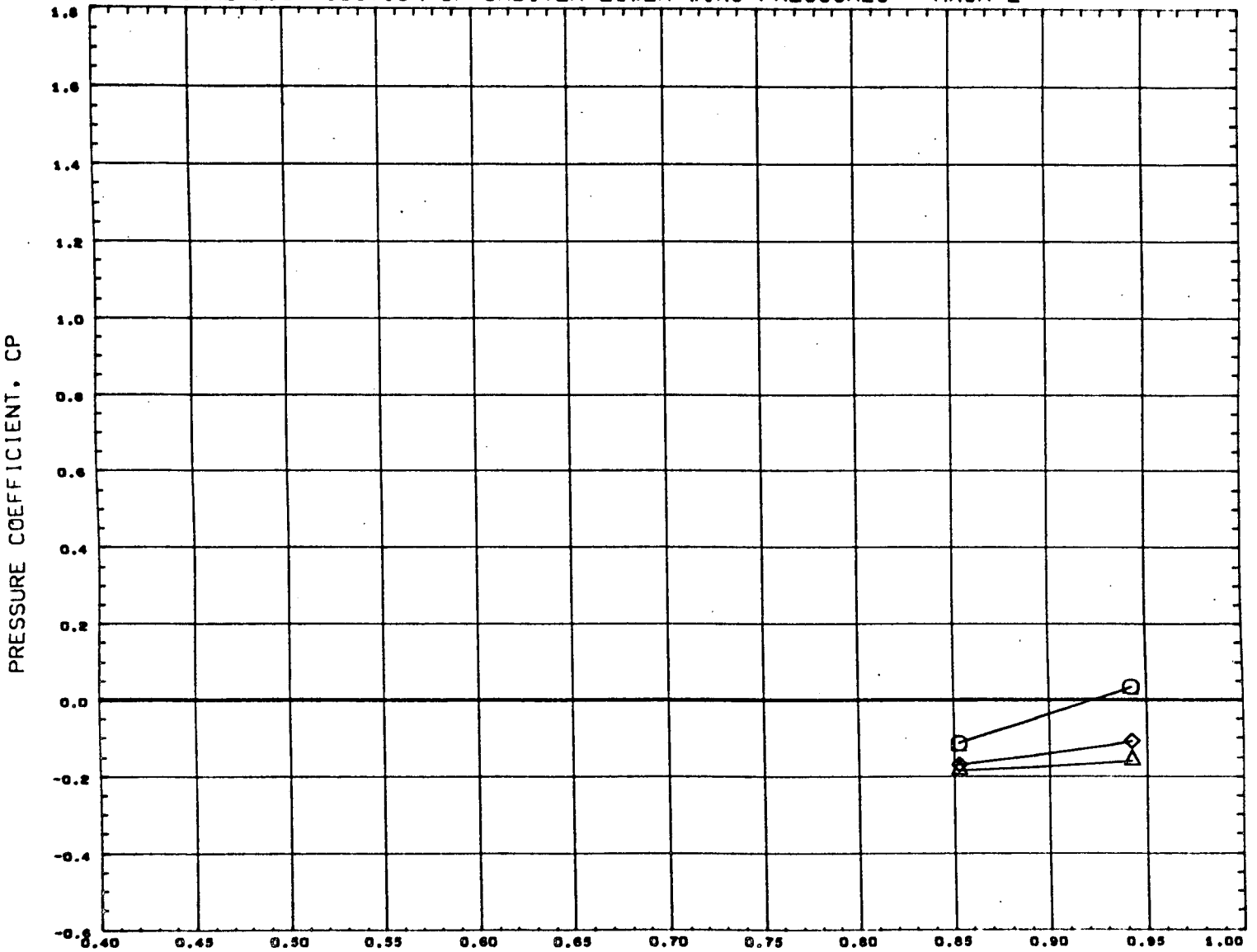


SYMBOL	DELTA X	Y/B	DELTA Z
○	0.143	0.568	0.120
△	0.103		
◇	0.226		

PARAMETRIC VALUES			
ALPHAB	9.981	MACH	2.000
ALPHA1	0.000	ORBPOW	0.000
BSTPOW	0.000		

REFERENCE FILE

# LONGITUDINAL DISTRIBUTION OF ORBITER LOWER WING PRESSURES - MACH 2



LONGITUDINAL POSITION, X/L

SYMBOL	DELTA X	Y/B	DELTA Z
○	0.143	0.730	0.120
◇	0.103		
△	0.226		

PARAMETRIC VALUES			
ALPHAB	9.981	MACH	2.000
ALPHA1	0.000	ORSPOW	0.000
BSTPOW	0.000		

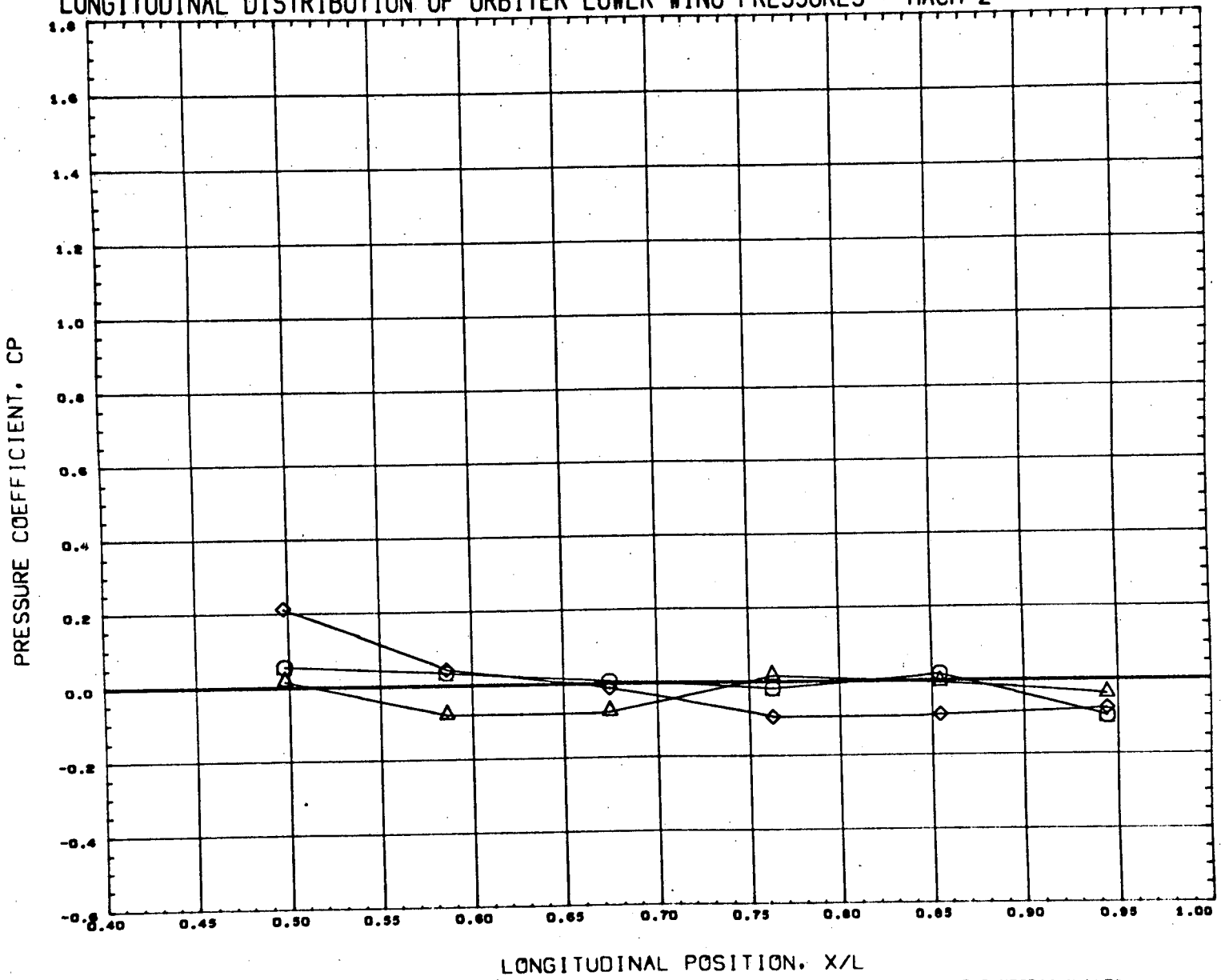
REFERENCE FILE

AEDC VA1163 MDAC ORBITER (LOWER WING)

•HT8221•

PAGE 352

# LONGITUDINAL DISTRIBUTION OF ORBITER LOWER WING PRESSURES - MACH 2



SYMBOL	DELTA X	Y/B	DELTA Z
○	0.143	0.230	0.151
△	0.103		
◇	0.226		

PARAMETRIC VALUES			
ALPHAB	9.961	MACH	2.000
ALPHAI	0.000	ORSPOW	0.000
BSTPOW	0.000		

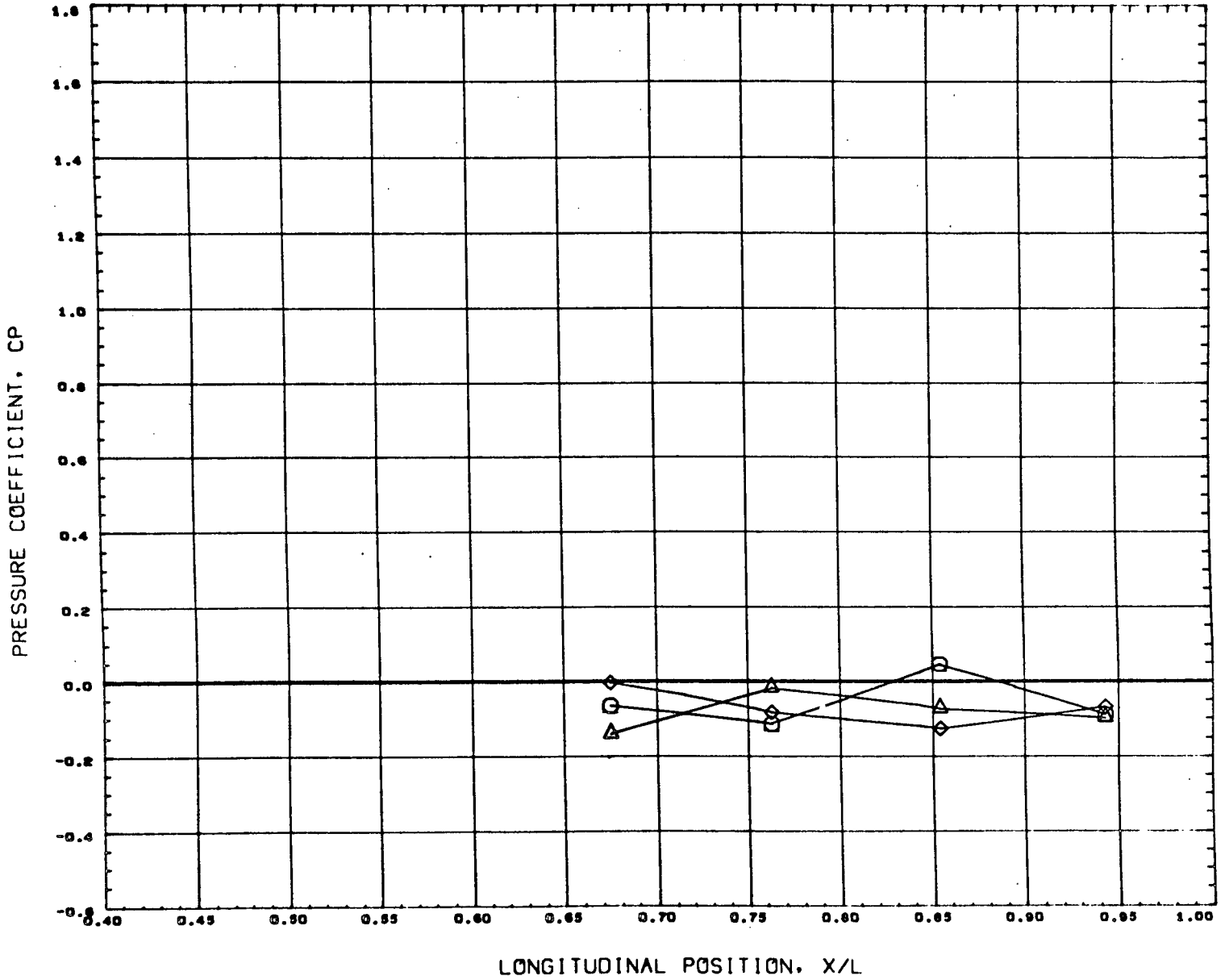
REFERENCE FILE

AEDC VA1163 MDAC ORBITER (LOWER WING)

•HT8221•

PAGE 353

# LONGITUDINAL DISTRIBUTION OF ORBITER LOWER WING PRESSURES - MACH 2



SYMBOL	DELTA X	Y/B	DELTA Z
○	0.143	0.399	0.151
△	0.103		
◊	0.226		

PARAMETRIC VALUES			
ALPHA B	9.981	MACH	2.000
ALPHA I	0.000	ORSPOW	0.000
BSTPOW	0.000		

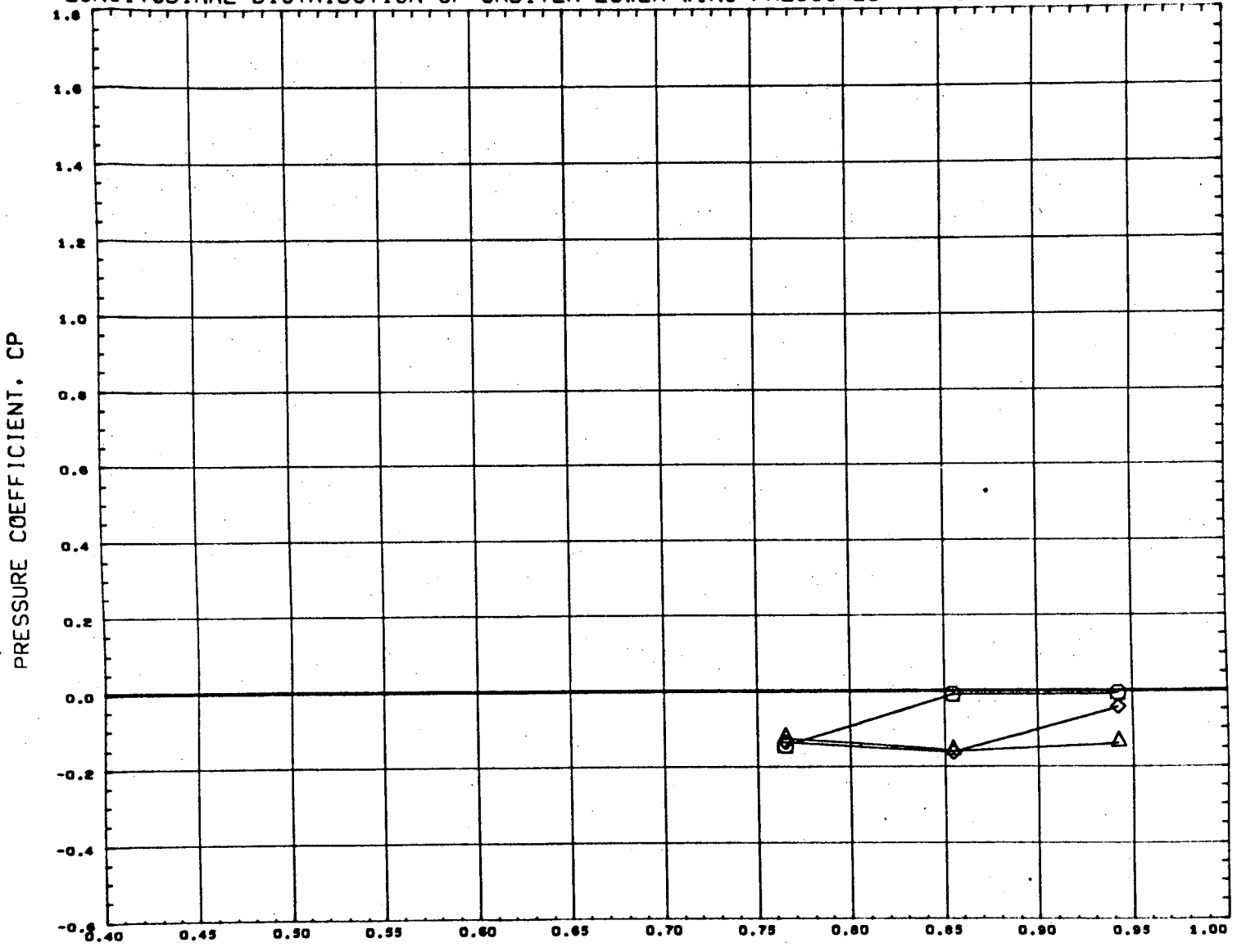
REFERENCE FILE

AEDC VA1163 MDAC ORBITER (LOWER WING)

•HT8221•

PAGE 354

# LONGITUDINAL DISTRIBUTION OF ORBITER LOWER WING PRESSURES - MACH 2



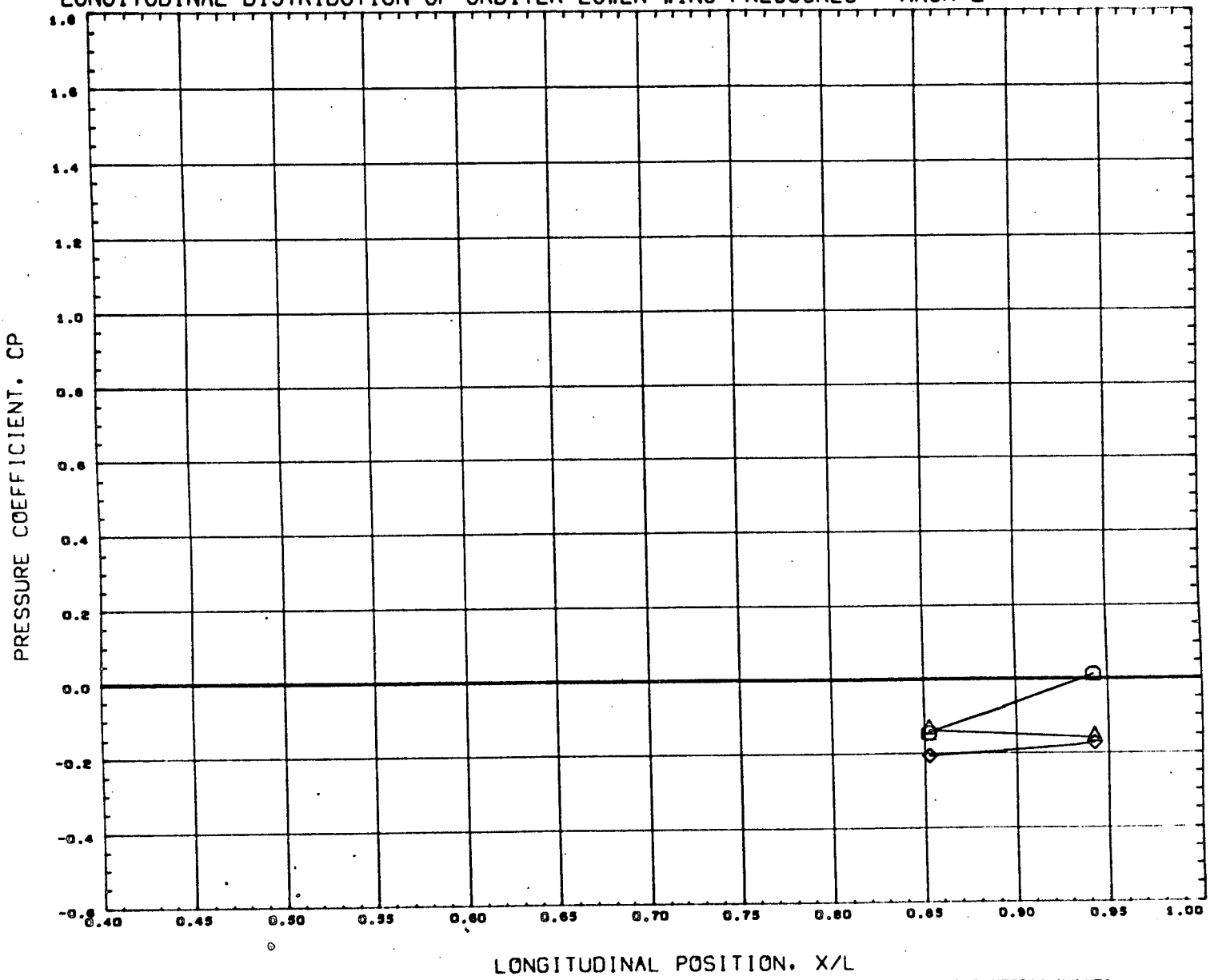
LONGITUDINAL POSITION, X/L

SYMBOL	DELTA X	Y/B	DELTA Z
○	0.143	0.566	0.151
△	0.103		
◇	0.226		

PARAMETRIC VALUES			
ALPHAB	9.981	MACH	2.000
ALPHA I	0.000	ORBPOW	0.000
BSTPOW	0.000		

REFERENCE FILE

# LONGITUDINAL DISTRIBUTION OF ORBITER LOWER WING PRESSURES - MACH 2



SYMBOL	DELTA X	Y/B	DELTA Z
○	0.143	0.736	0.151
△	0.103		
◇	0.226		

PARAMETRIC VALUES			
ALPHAB	9.981	MACH	2.000
ALPHA I	0.000	ORBPOW	0.000
BSTPOW	0.000		

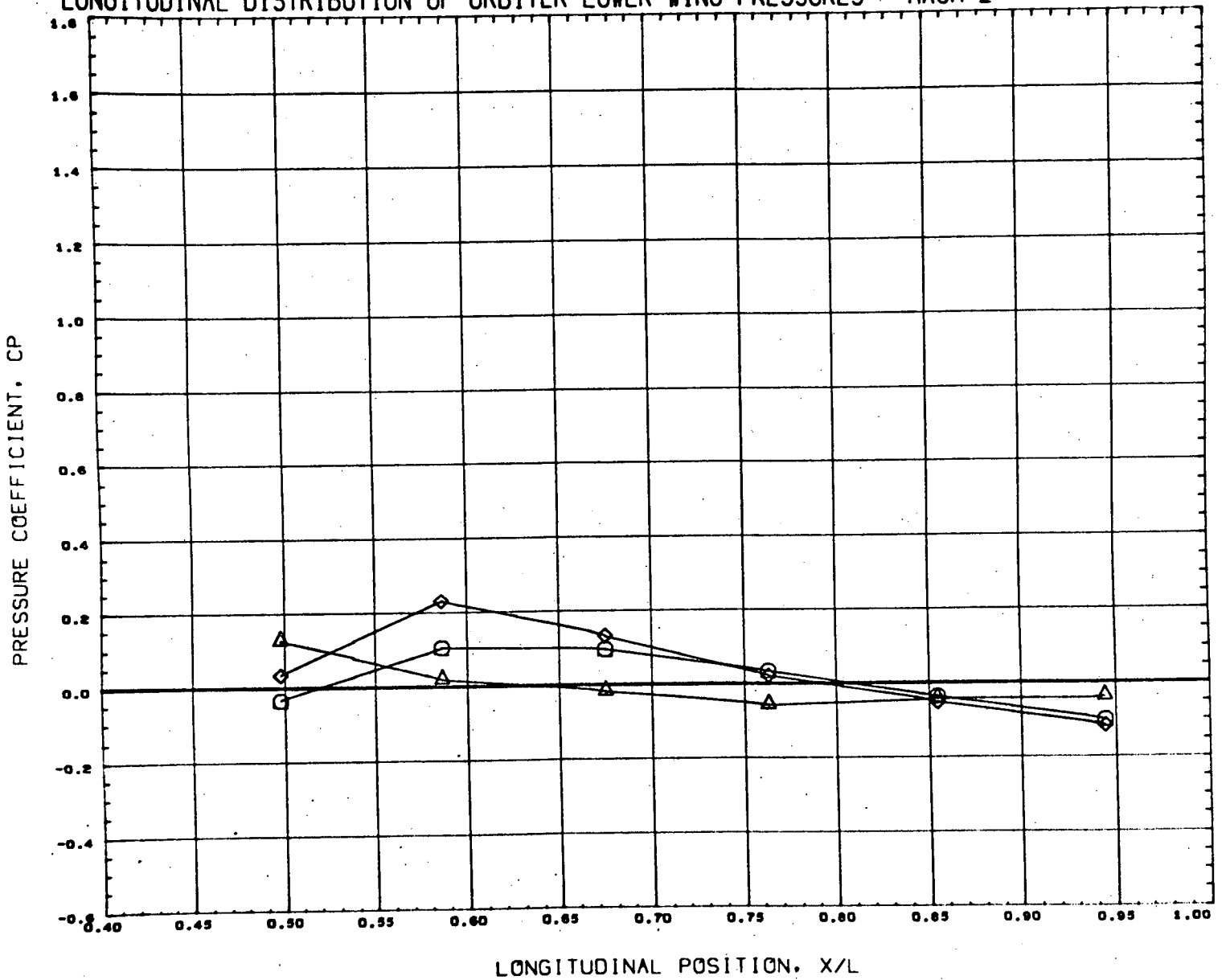
REFERENCE FILE

AEDC VA1163 MDAC ORBITER (LOWER WING)

•HT8221•

PAGE 356

# LONGITUDINAL DISTRIBUTION OF ORBITER LOWER WING PRESSURES - MACH 2



SYMBOL	DELTA X	Y/B	DELTA Z
○	0.144	0.230	0.226
△	0.103		
◇	0.226		

PARAMETRIC VALUES			
ALPHAB	- 9.961	MACH	2.000
ALPHAT	0.000	ORBPOW	0.000
BSTPOW	0.000		

REFERENCE FILE

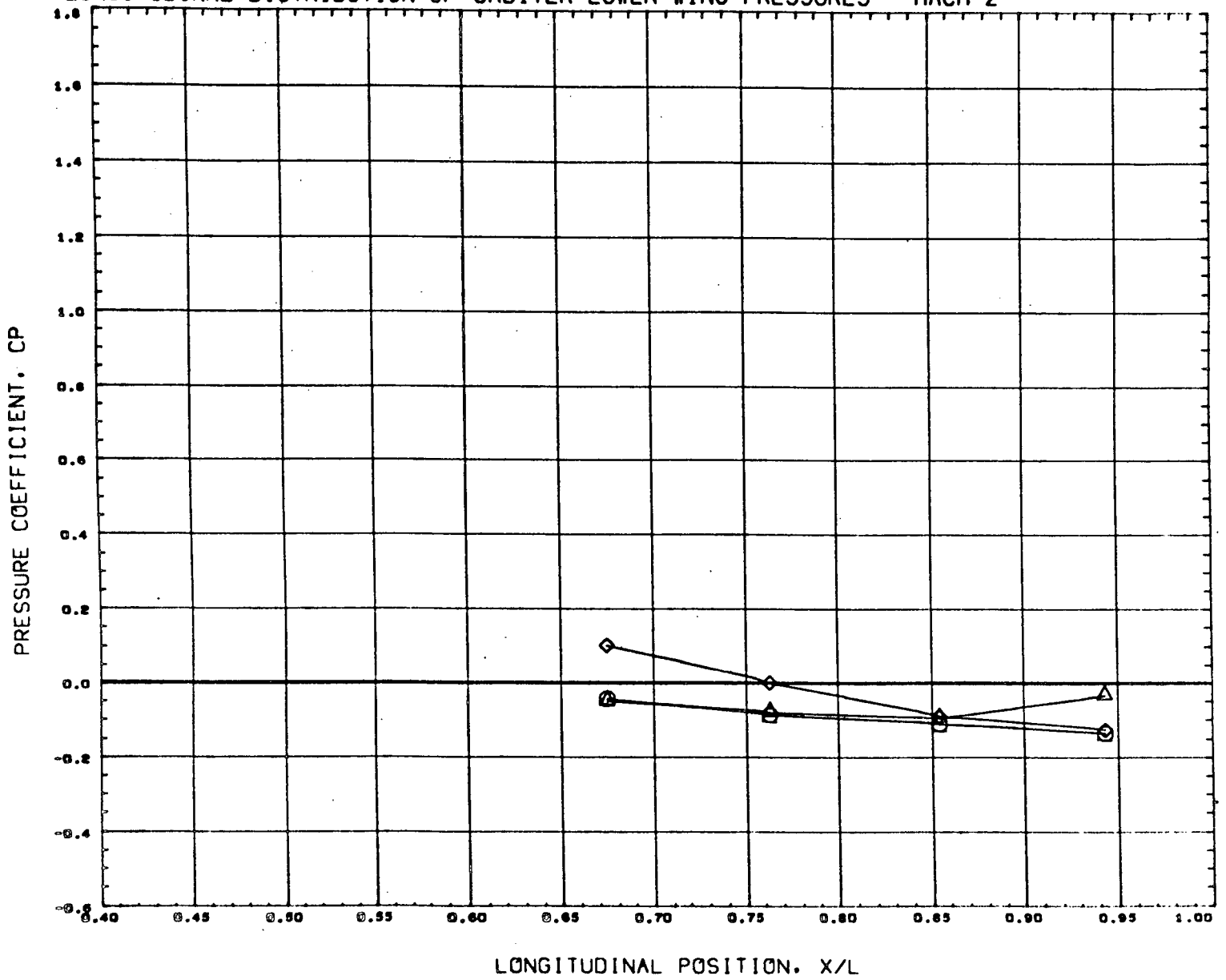
AEDC VA1163 MDAC ORBITER (LOWER WING)

•HT8221•

PAGE 357



# LONGITUDINAL DISTRIBUTION OF ORBITER LOWER WING PRESSURES - MACH 2

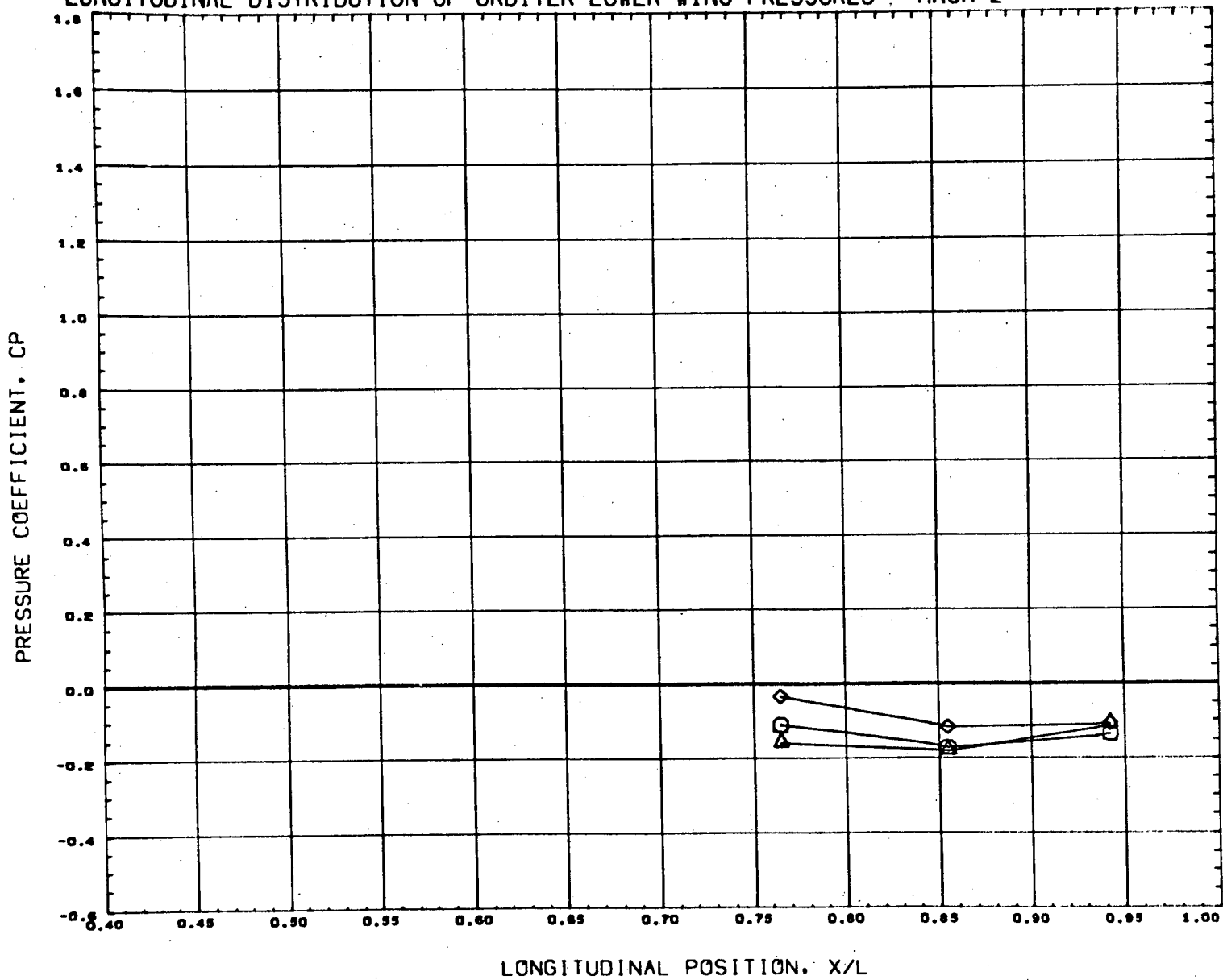


SYMBOL	DELTA X	V/B	DELTA Z
○	0.144	0.399	0.226
△	0.103		
◇	0.226		

PARAMETRIC VALUES			
ALPHAS	0.981	MACH	2.000
ALPHAI	0.000	ORSPOW	0.000
BSTPOW	0.000		

REFERENCE FILE

# LONGITUDINAL DISTRIBUTION OF ORBITER LOWER WING PRESSURES - MACH 2



SYMBOL	DELTA X	Y/B	DELTA Z
○	0.144	0.966	0.226
△	0.103		
◇	0.226		

PARAMETRIC VALUES			
ALPHAS	9.981	MACH	2.000
ALPHAI	0.000	ORBPOW	0.000
BSTPOW	0.000		

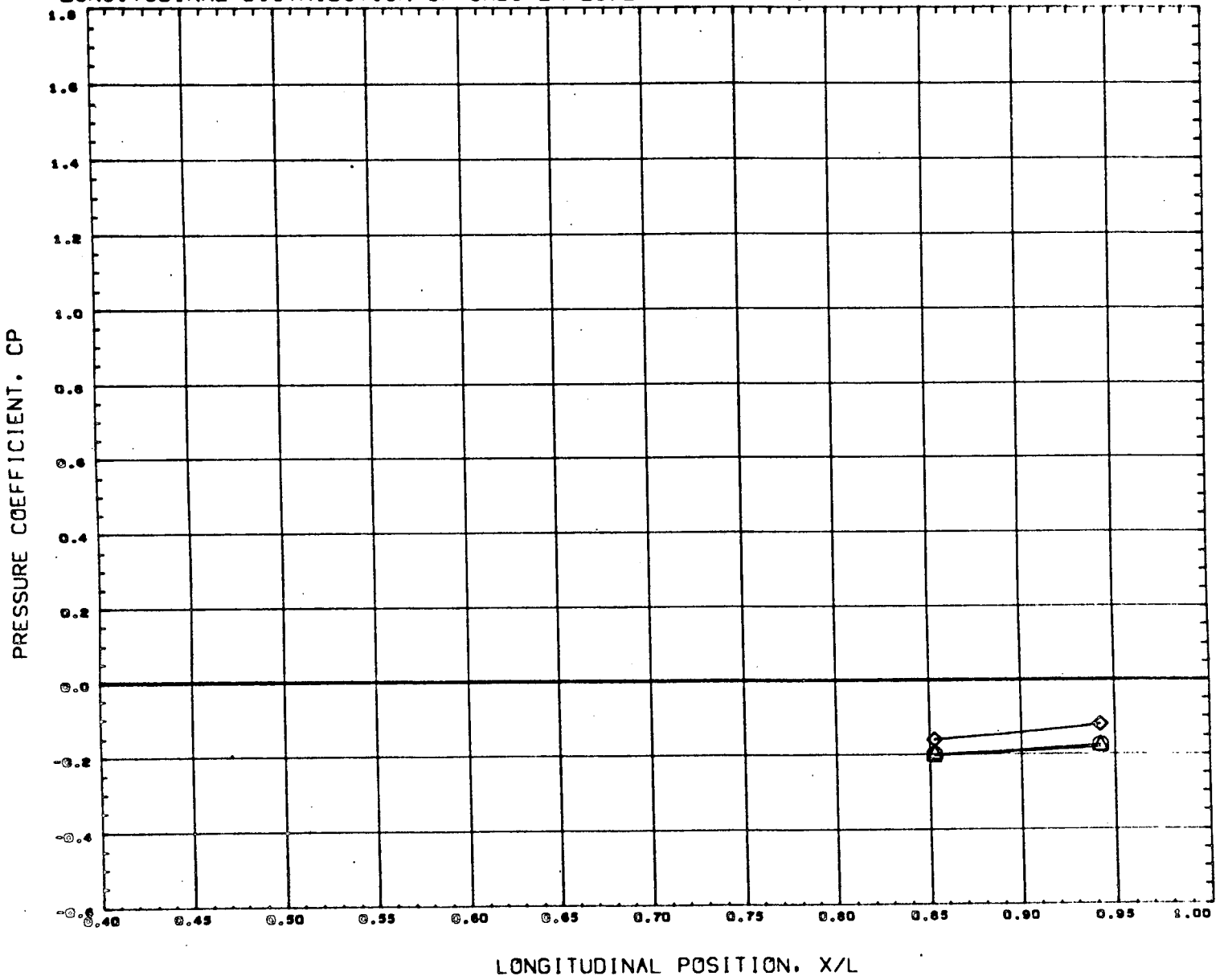
REFERENCE FILE

AEDC VA1163 MDAC ORBITER (LOWER WING)

•HT8221•

PAGE 359

# LONGITUDINAL DISTRIBUTION OF ORBITER LOWER WING PRESSURES - MACH 2

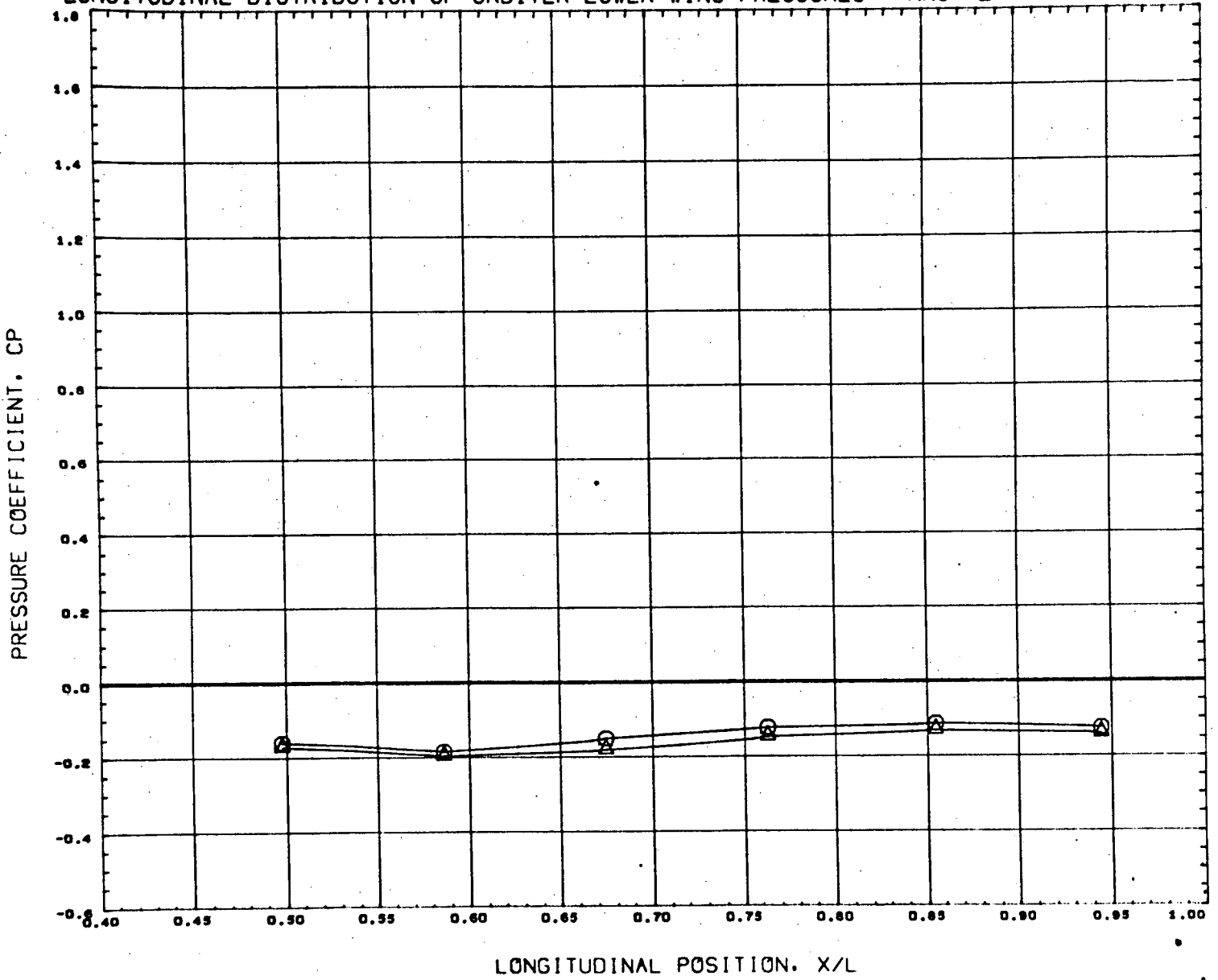


SYMBOL	DELTA X	Y/B	DELTA Z
○	0.144	0.738	0.228
△	0.103		
◇	0.228		

PARAMETRIC VALUES			
ALPHA B	9.981	MACH	2.000
ALPHA I	0.000	ORBPOW	0.000
BSTPOW	0.000		

REFERENCE FILE

# LONGITUDINAL DISTRIBUTION OF ORBITER LOWER WING PRESSURES - MACH 2



SYMBOL	DELTA X	Y/B	DELTA Z
○	0.391	0.230	0.000
△	0.520		

PARAMETRIC VALUES			
ALPHAB	9.981	MACH	2.000
ALPHA1	0.000	ORBPOW	0.000
BSTPOW	0.000		

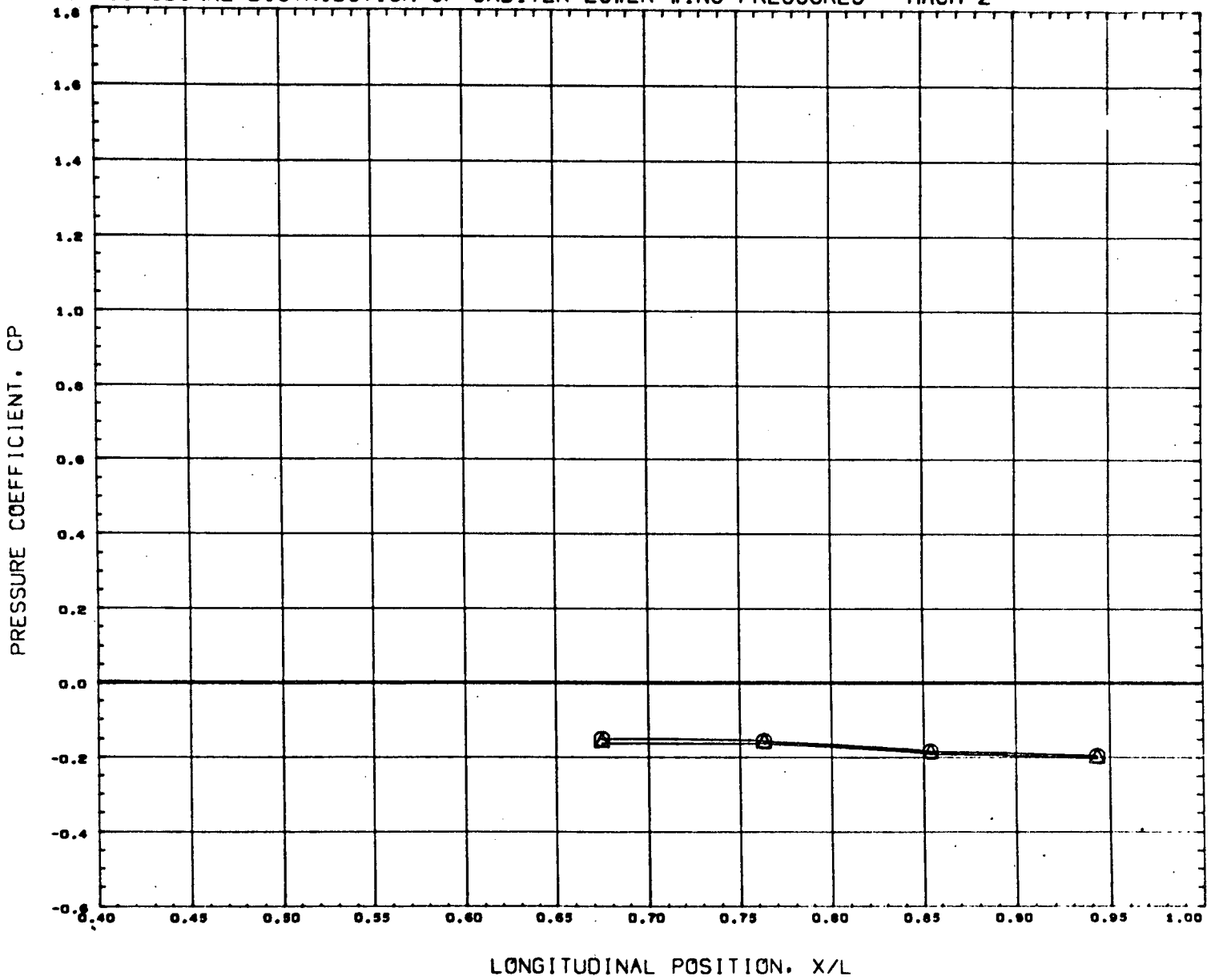
REFERENCE FILE

AEDC VA1163 MDAC ORBITER (LOWER WING)

•HT8221•

PAGE 361

# LONGITUDINAL DISTRIBUTION OF ORBITER LOWER WING PRESSURES - MACH 2



SYMBOL	DELTA X	Y/B	DELTA Z
○	0.391	0.399	0.908
△	0.520		

PARAMETRIC VALUES			
ALPHAB	9.981	MACH	2.000
ALPHA I	0.000	ORBPOW	0.000
BSTPOW	0.000		

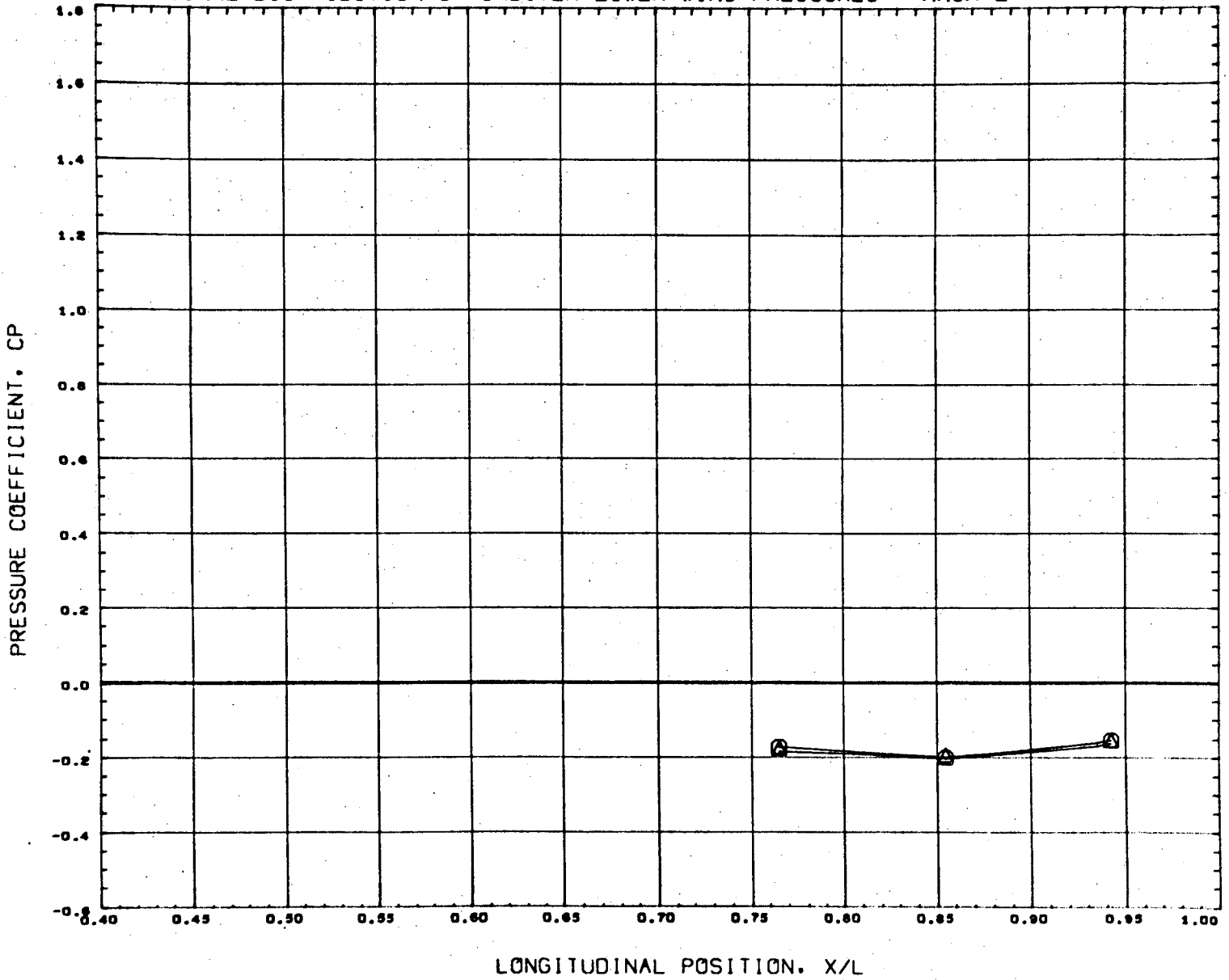
REFERENCE FILE

AEDC VA1163 MDAC ORBITER (LOWER WING)

•HT8221•

PAGE 362

# LONGITUDINAL DISTRIBUTION OF ORBITER LOWER WING PRESSURES - MACH 2

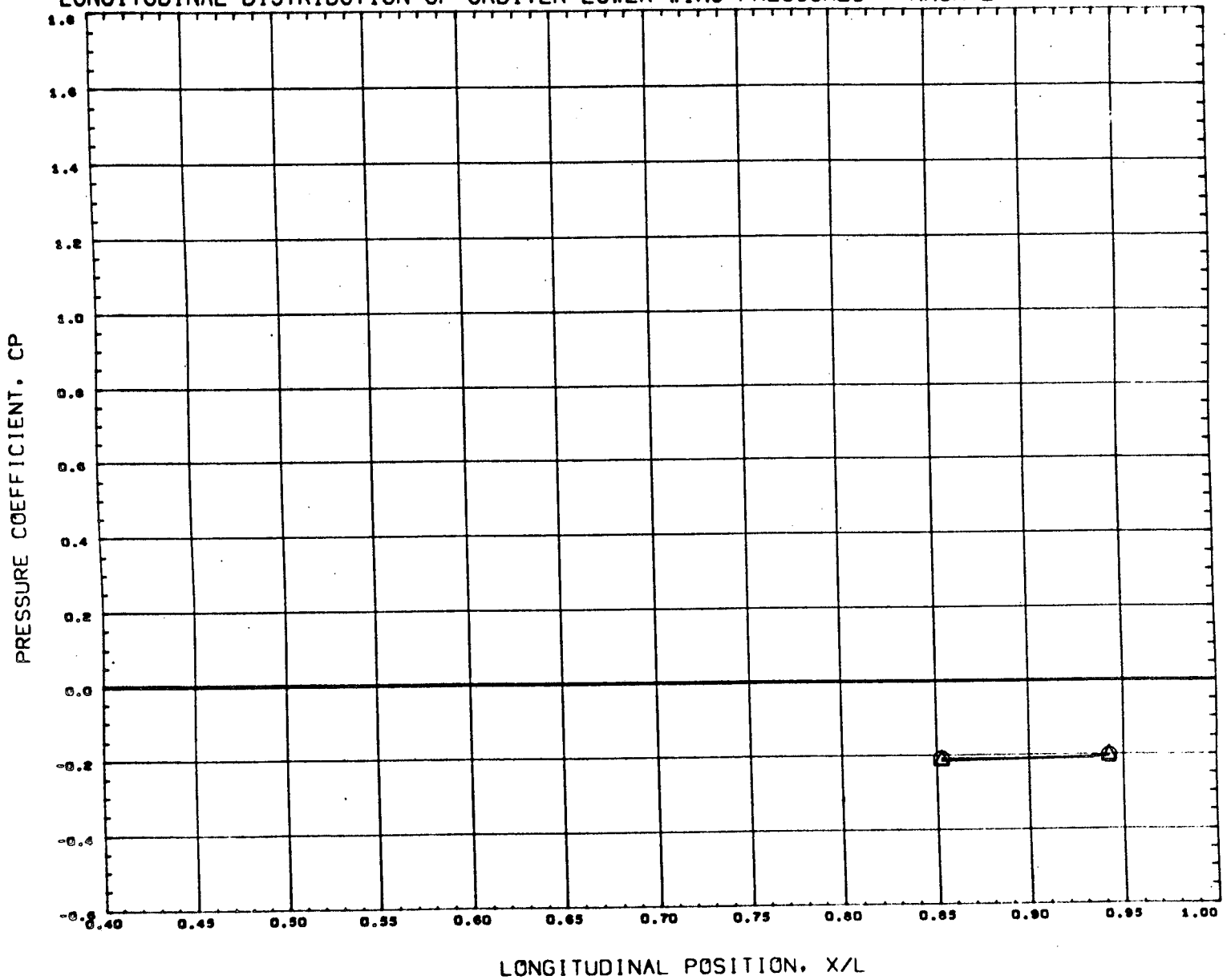


SYMBOL	DELTA X	Y/B	DELTA Z
○	0.391	0.566	0.906
△	0.520		

PARAMETRIC VALUES			
ALPHAB	9.981	MACH	2.000
ALPHA I	0.000	ORBPOW	0.000
BSTPOW	0.000		

REFERENCE FILE

# LONGITUDINAL DISTRIBUTION OF ORBITER LOWER WING PRESSURES - MACH 2



SYMBOL	DELTA X	Y/B	DELTA Z
○	0.391	0.738	0.908
△	0.520		

PARAMETRIC VALUES			
ALPHA B	9.981	MACH	2.000
ALPHA I	0.000	ORBPOW	0.000
BSTPOW	0.000		

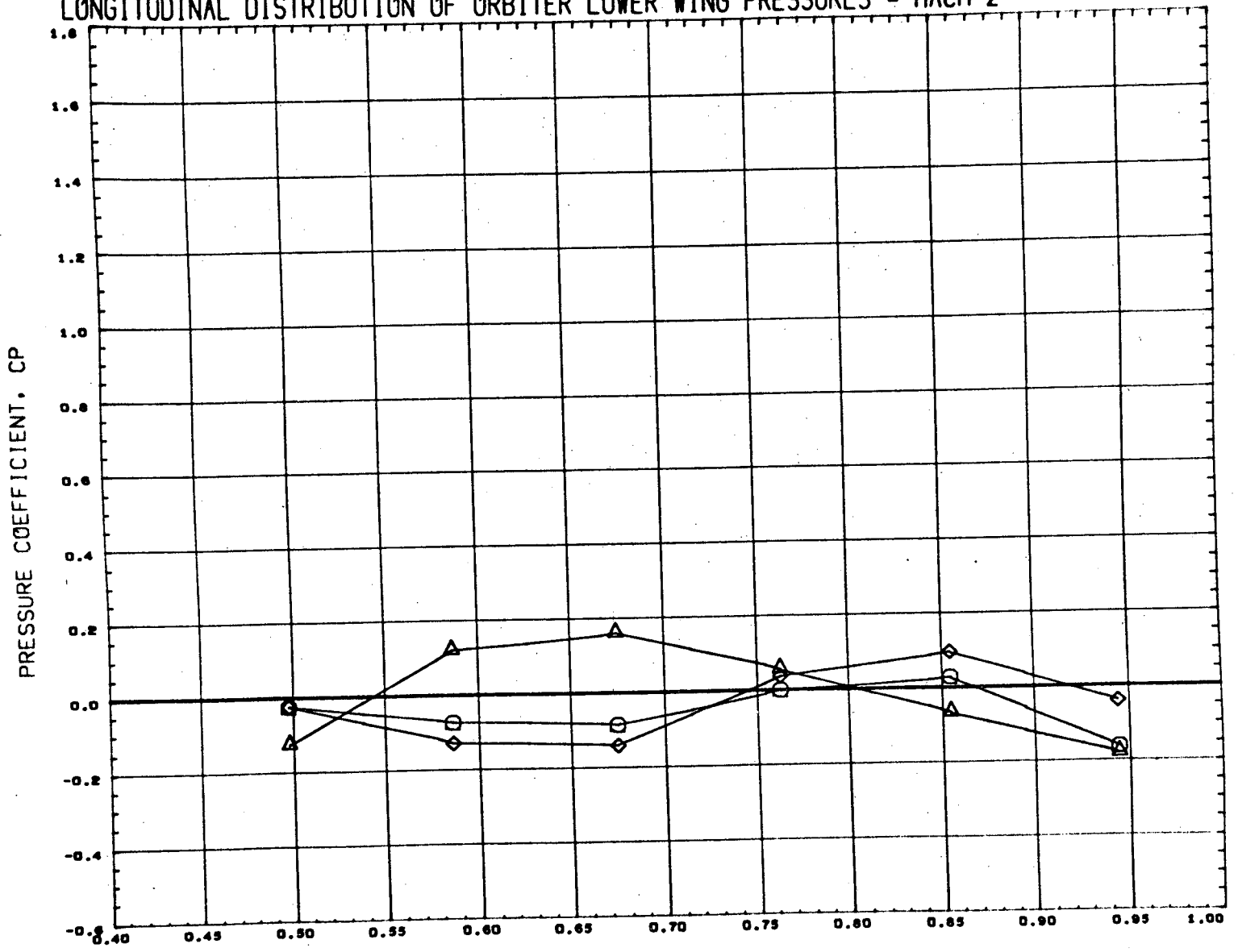
REFERENCE FILE

AEDC VA1163 MDAC ORBITER (LOWER WING)

•HT8221•

PAGE 364

# LONGITUDINAL DISTRIBUTION OF ORBITER LOWER WING PRESSURES - MACH 2



SYMBOL	DELTA X	Y/B	DELTA Z
○	0.143	0.230	0.120
△	0.103		
◇	0.226		

PARAMETRIC VALUES			
ALPHAB	4.970	MACH	2.000
ALPHA I	0.000	ORBPOW	0.000
BSTPOW	0.000		

REFERENCE FILE

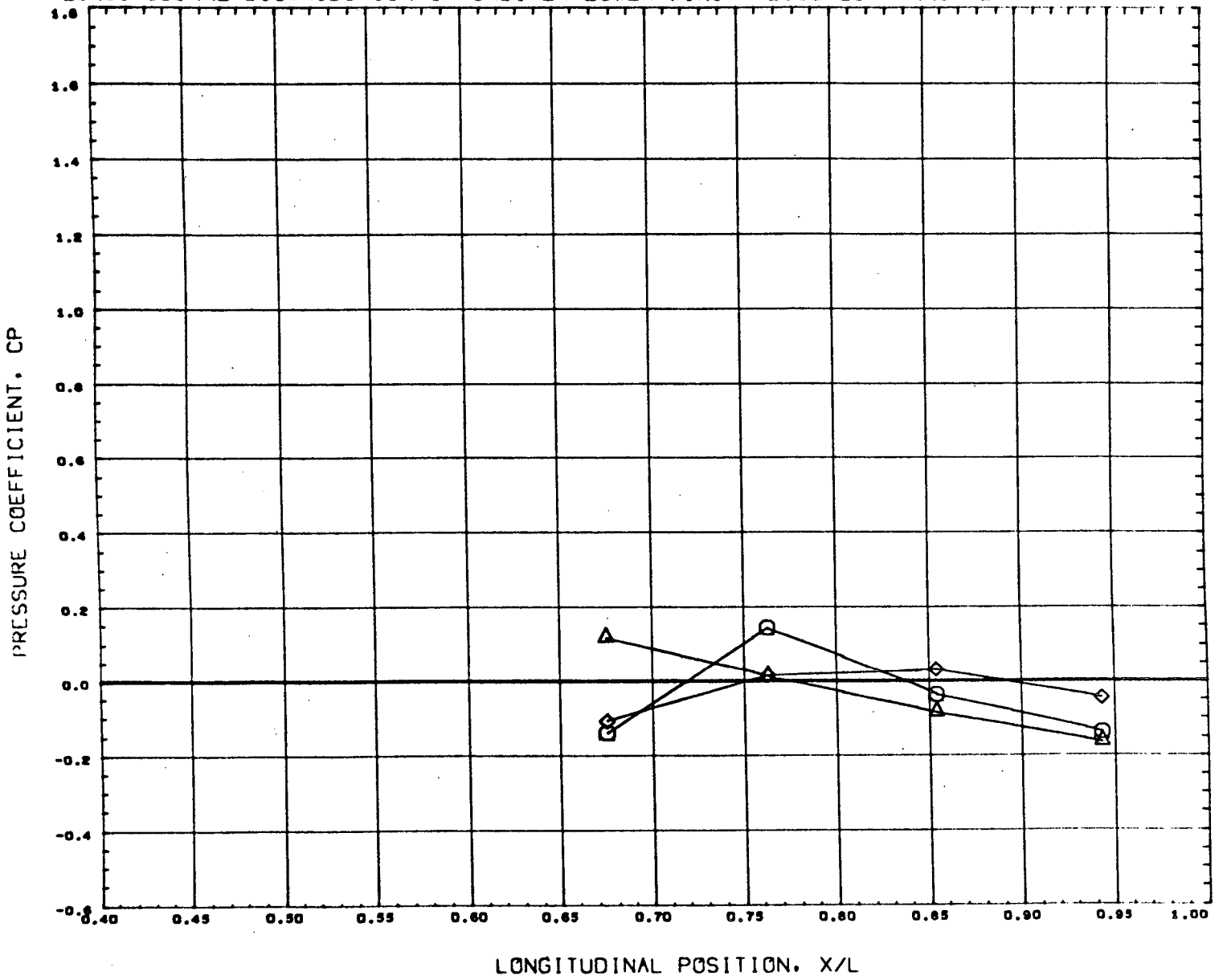
AEDC VA1163 MDAC ORBITER (LOWER WING)

•HT8222•

PAGE 365



# LONGITUDINAL DISTRIBUTION OF ORBITER LOWER WING PRESSURES - MACH 2



SYMBOL	DELTA X	Y/B	DELTA Z
○	0.143	0.399	0.120
△	0.103		
◇	0.226		

PARAMETRIC VALUES			
ALPHAB	4.970	MACH	2.000
ALPHAT	0.000	ORBPOW	0.000
BSTPOW	0.000		

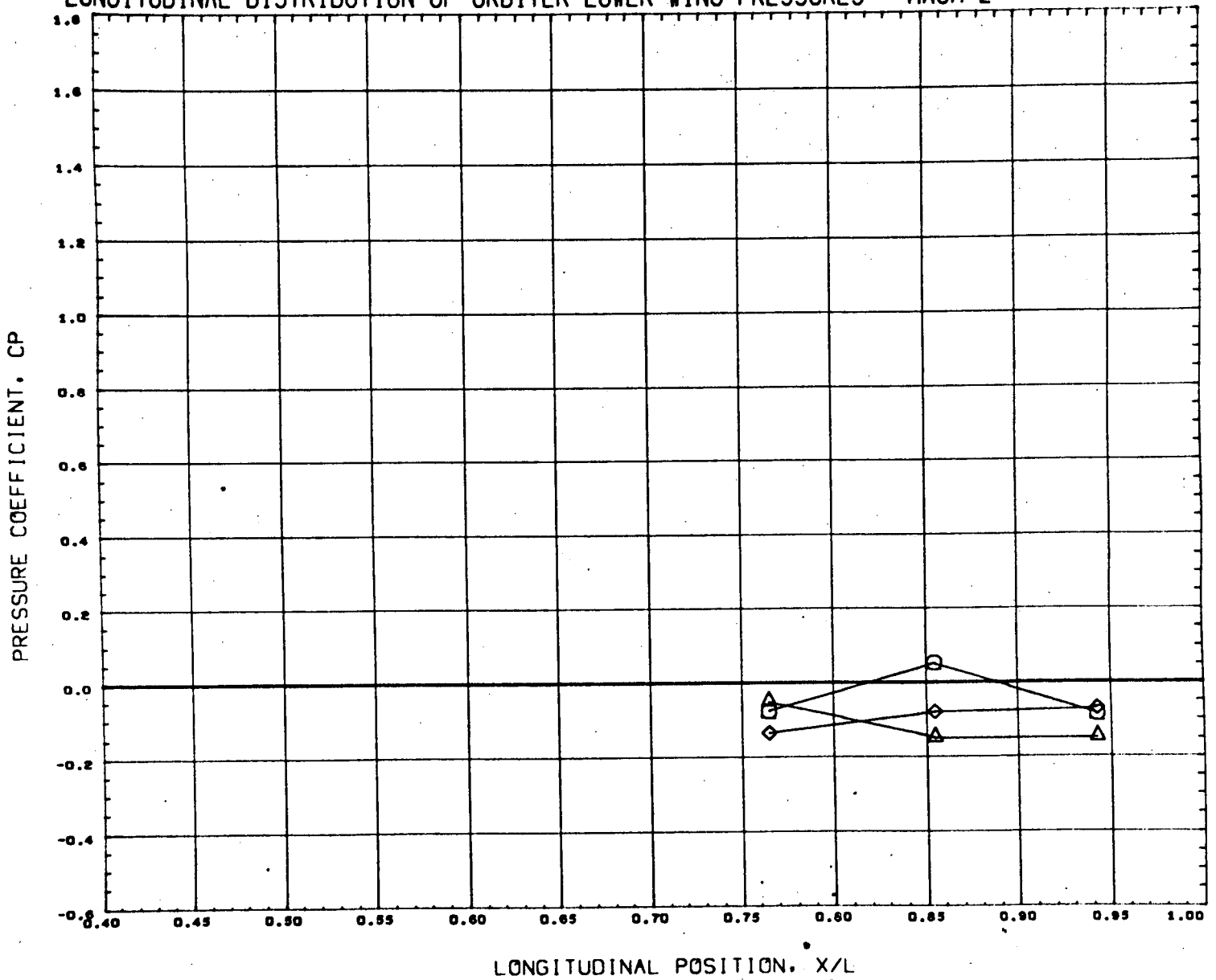
REFERENCE FILE

AEDC VA1163 MDAC ORBITER (LOWER WING)

•HT8222•

PAGE 366

# LONGITUDINAL DISTRIBUTION OF ORBITER LOWER WING PRESSURES - MACH 2



SYMBOL	DELTA X	Y/B	DELTA Z
○	0.143	0.560	0.120
△	0.103		
◇	0.226		

PARAMETRIC VALUES			
ALPHAB	4.970	MACH	2.000
ALPHA I	0.000	ORSPOW	0.000
BSTPOW	0.000		

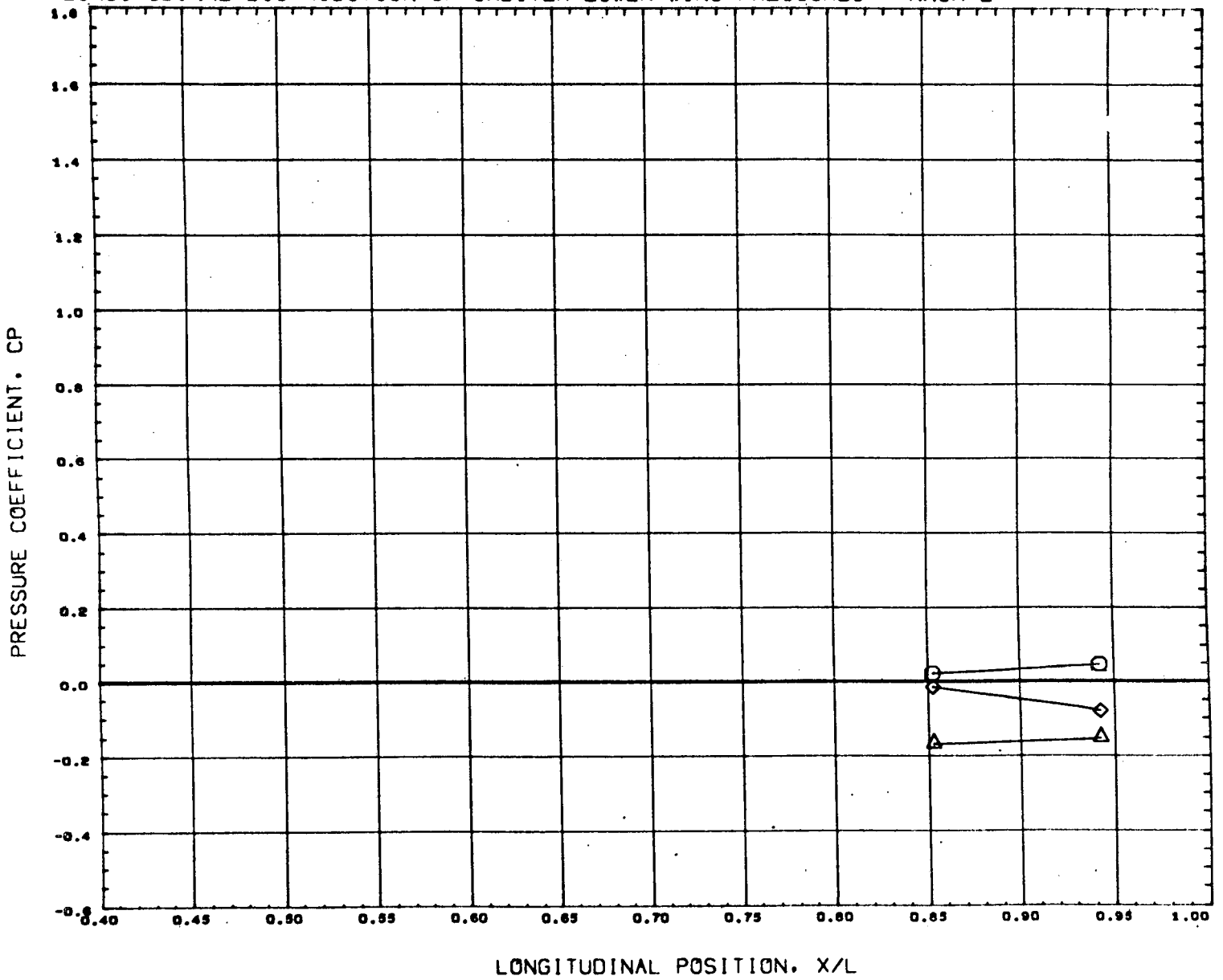
REFERENCE FILE

AEDC VA1163 MDAC ORBITER (LOWER WING)

•HT8222•

PAGE 367

# LONGITUDINAL DISTRIBUTION OF ORBITER LOWER WING PRESSURES - MACH 2



SYMBOL	DELTA X	Y/B	DELTA Z
○	0.143	0.736	0.120
◇	0.103		
△	0.226		

PARAMETRIC VALUES			
ALPHAB	4.970	MACH	2.000
ALPHA I	0.000	ORBPOW	0.000
BSTPOW	0.000		

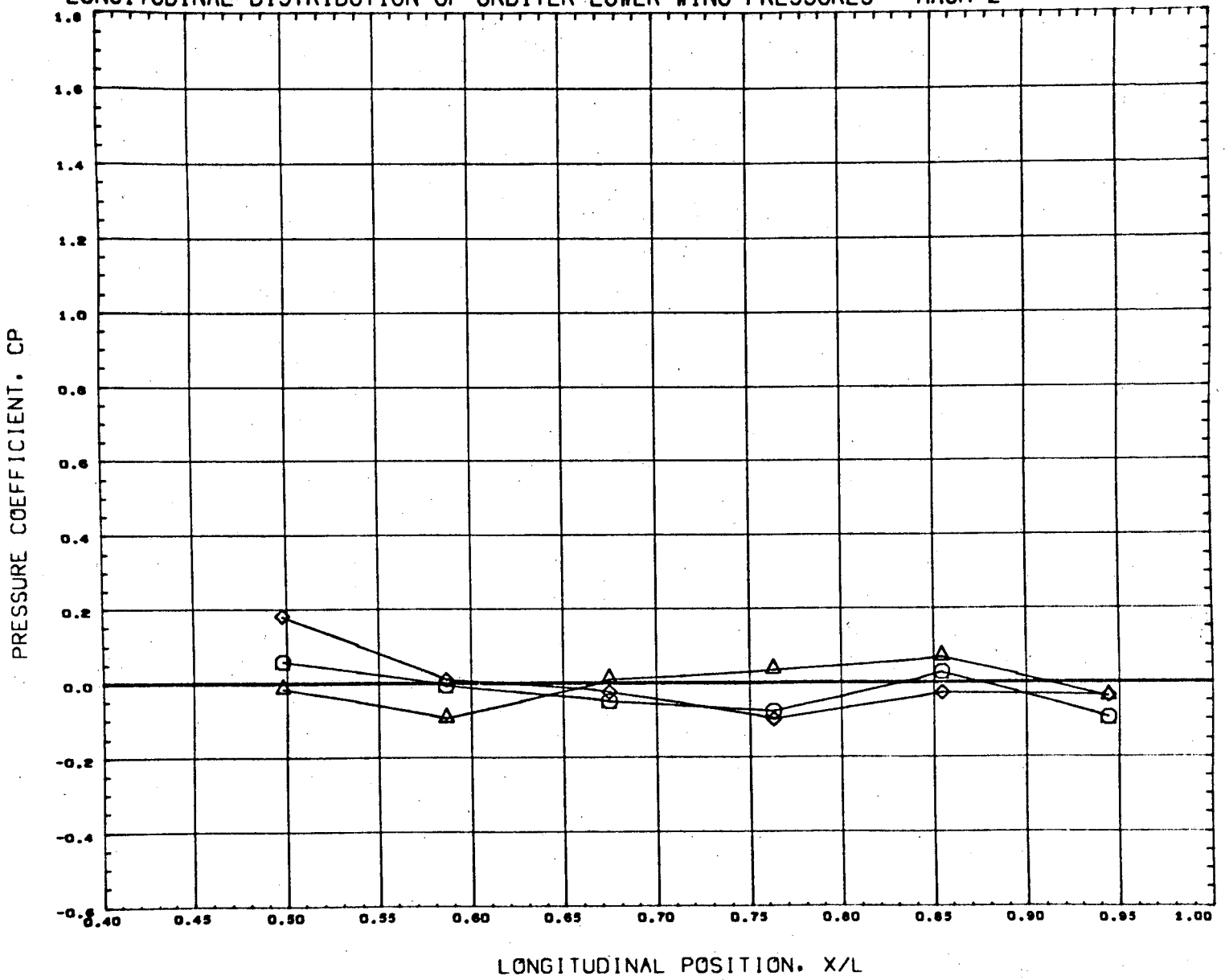
REFERENCE FILE

AEDC VA1163 MDAC ORBITER (LOWER WING)

•HT8222•

PAGE 368

# LONGITUDINAL DISTRIBUTION OF ORBITER LOWER WING PRESSURES - MACH 2

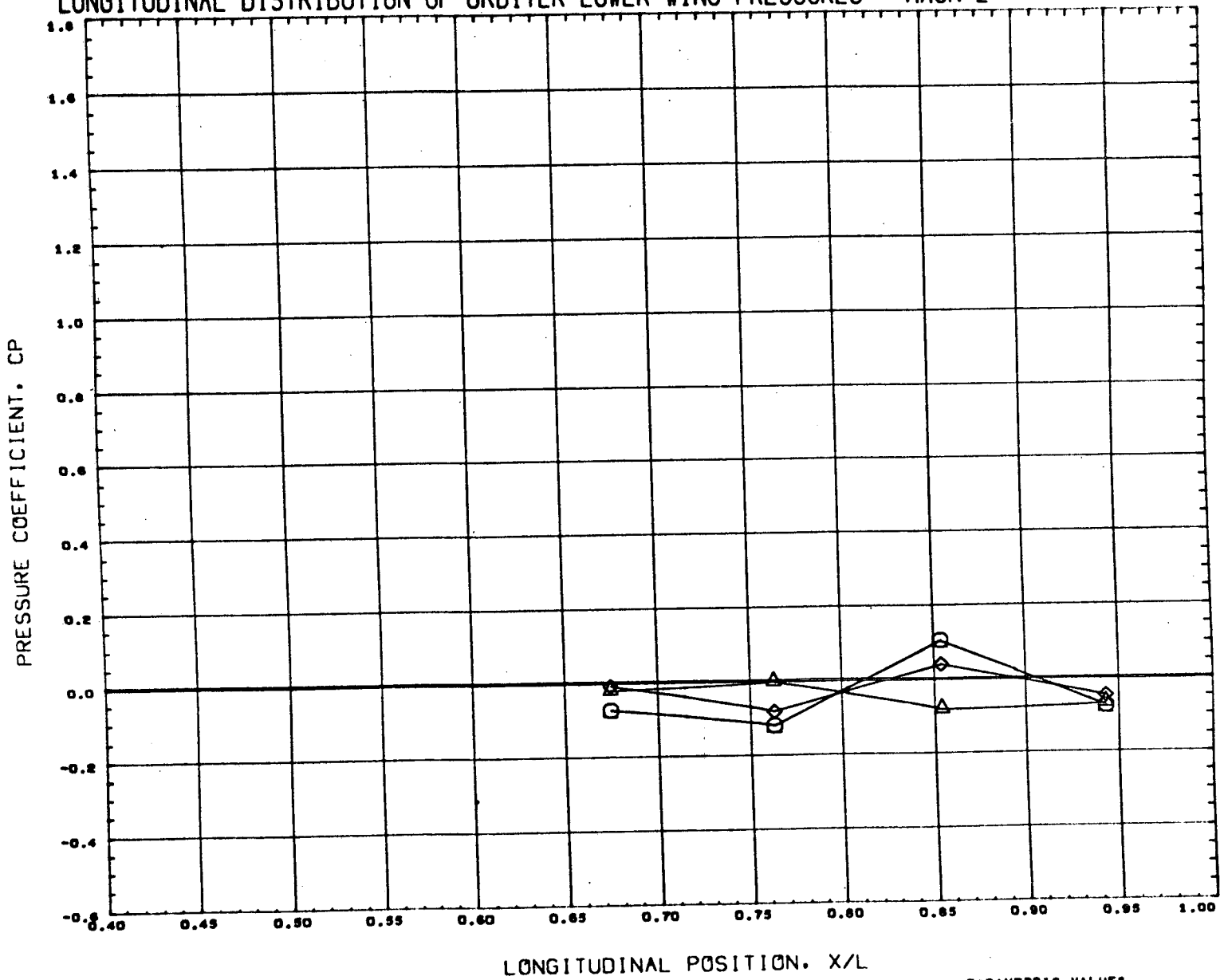


SYMBOL	DELTA X	Y/B	DELTA Z
○	0.144	0.230	0.151
△	0.103		
◇	0.226		

PARAMETRIC VALUES			
ALPHA B	4.970	MACH	2.000
ALPHA I	0.000	ORBPOW	0.000
BSTPOW	0.000		

REFERENCE FILE

# LONGITUDINAL DISTRIBUTION OF ORBITER LOWER WING PRESSURES - MACH 2



SYMBOL	DELTA X	Y/B	DELTA Z
○	0.144	0.399	0.151
△	0.103		
◇	0.226		

PARAMETRIC VALUES			
ALPHA B	4.970	MACH	2.000
ALPHA I	0.000	ORSPW	0.000
BSTPW	0.000		

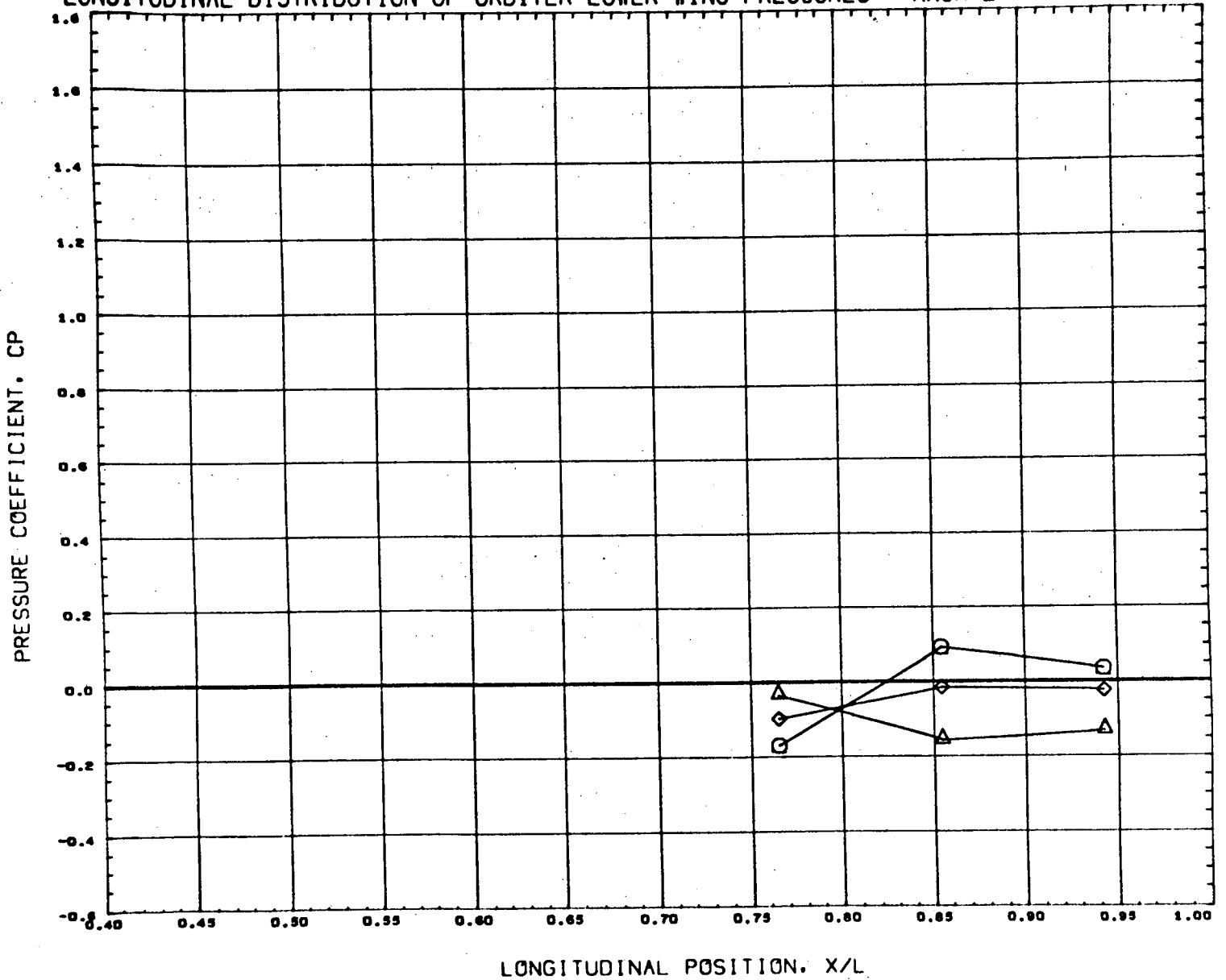
REFERENCE FILE

AEDC VA1163 MDAC ORBITER (LOWER WING)

•HT8222•

PAGE 370

# LONGITUDINAL DISTRIBUTION OF ORBITER LOWER WING PRESSURES - MACH 2



SYMBOL	DELTA X	Y/B	DELTA Z
○	0.144	0.568	0.151
△	0.103		
◇	0.226		

PARAMETRIC VALUES			
ALPHAB	4.970	MACH	2.000
ALPHA1	0.000	ORBPOW	0.000
BSTPOW	0.000		

REFERENCE FILE

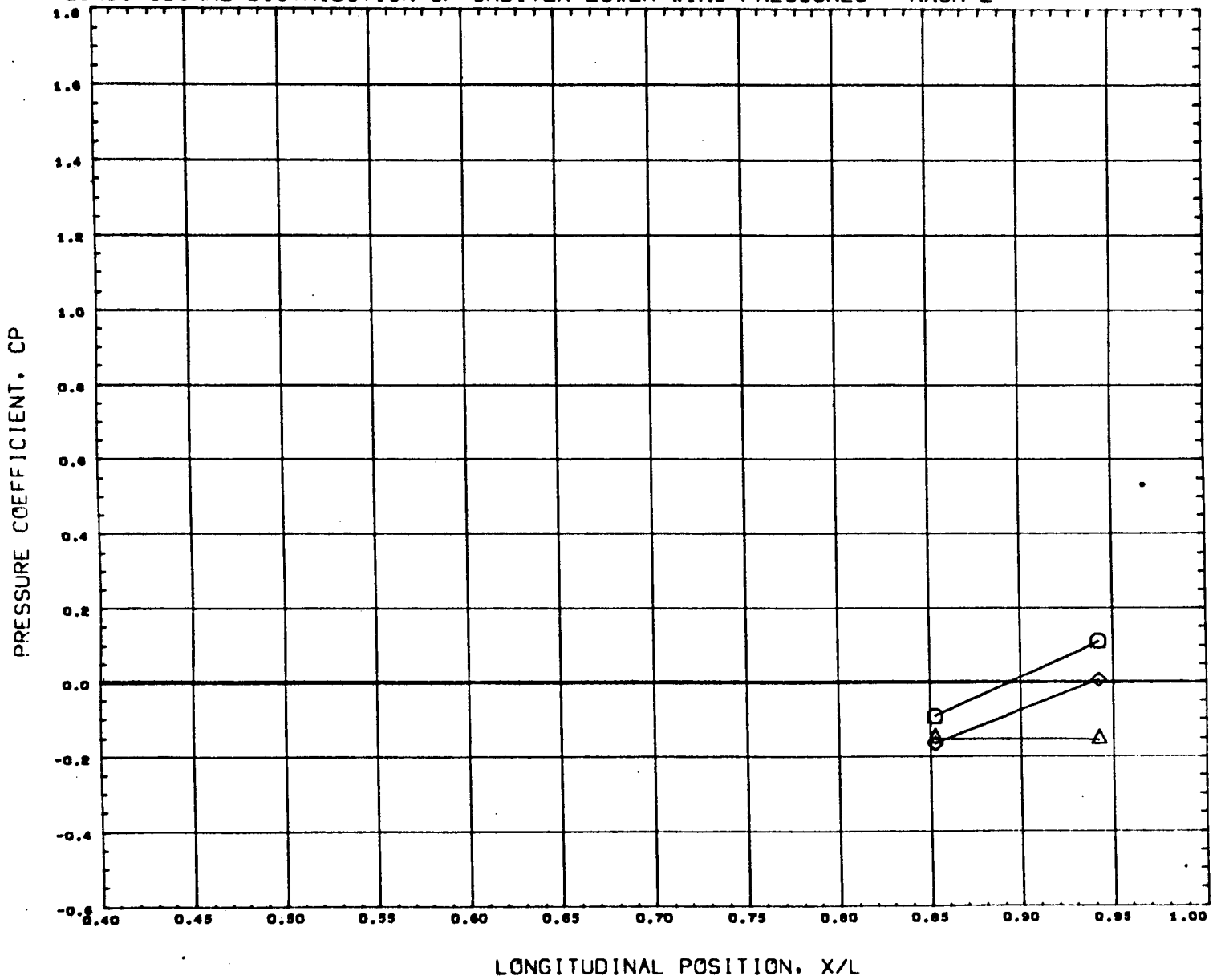
AEDC VA1163 MDAC ORBITER (LOWER WING)

•HT8222•

PAGE 371

8/11

# LONGITUDINAL DISTRIBUTION OF ORBITER LOWER WING PRESSURES - MACH 2



SYMBOL	DELTA X	Y/B	DELTA Z
○	0.144	0.738	0.151
△	0.103		
◇	0.226		

PARAMETRIC VALUES			
ALPHAB	4.970	MACH	2.000
ALPHA I	0.000	ORBPOW	0.000
BSTPOW	0.000		

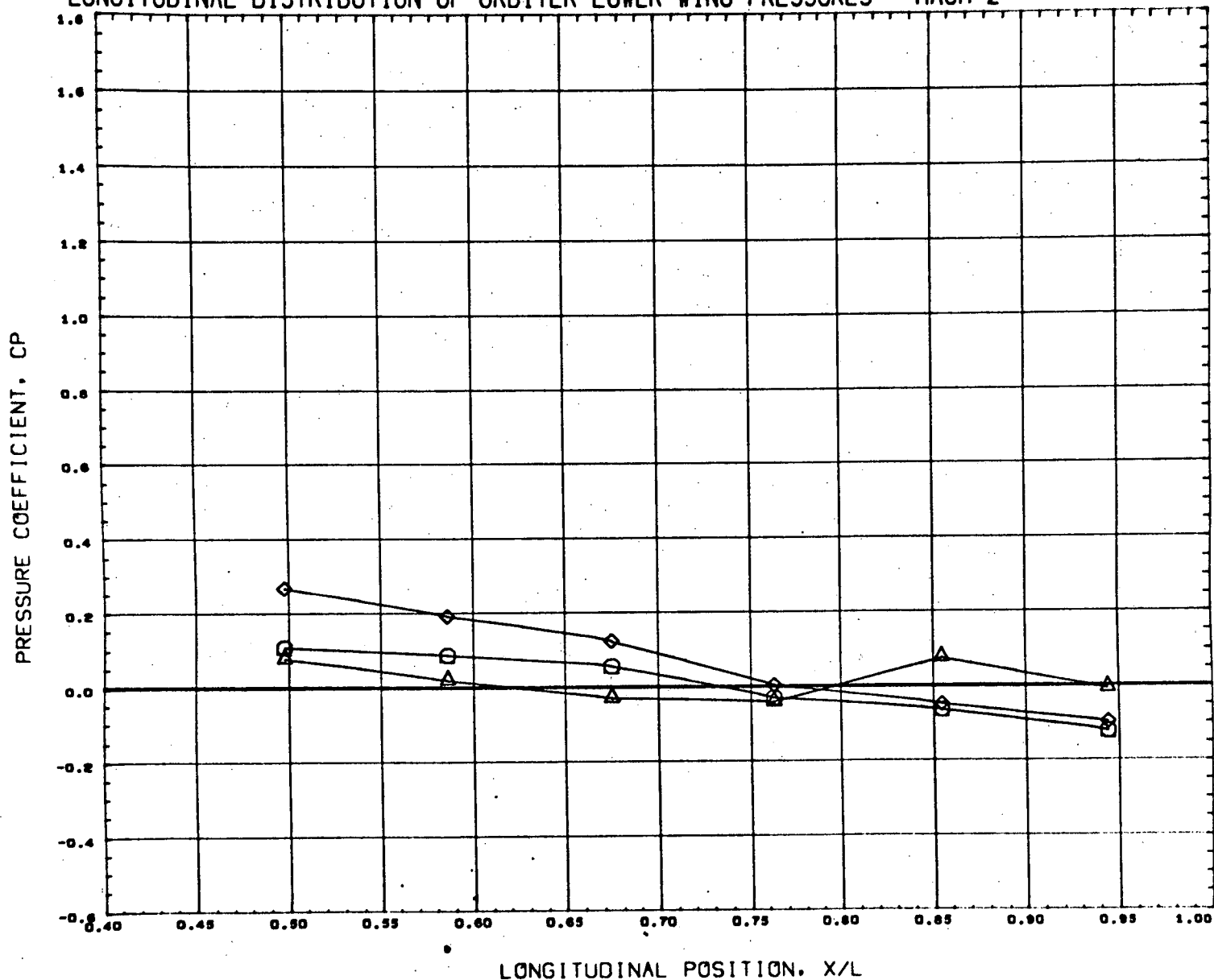
REFERENCE FILE

AEDC VA1163 MDAC ORBITER (LOWER WING)

•HT8222•

PAGE 372

# LONGITUDINAL DISTRIBUTION OF ORBITER LOWER WING PRESSURES - MACH 2



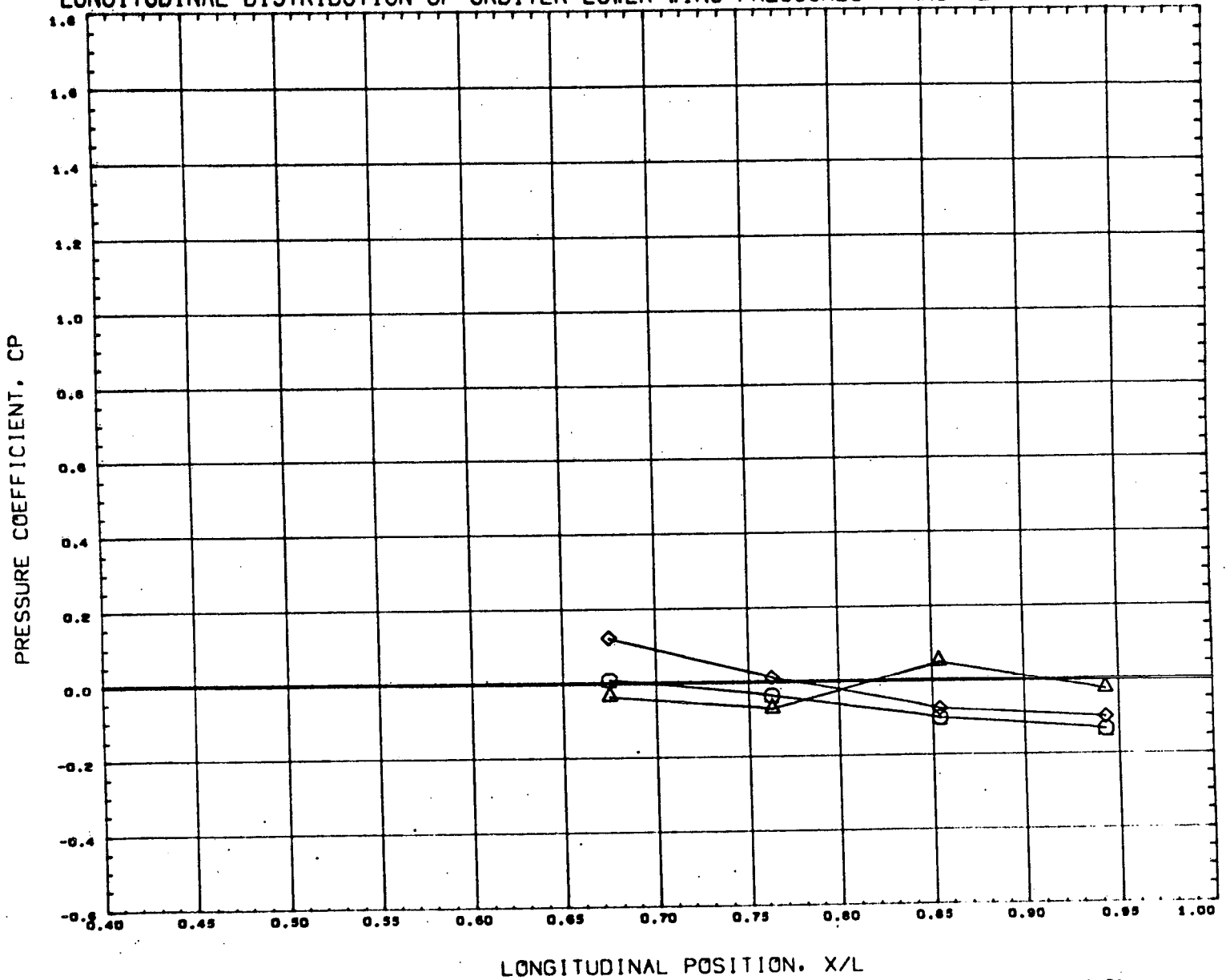
SYMBOL	DELTA X	Y/B	DELTA Z
○	0.144	0.230	0.228
△	0.103		
◇	0.226		

PARAMETRIC VALUES			
ALPHA B	4.970	MACH	2.000
ALPHA I	0.000	ORBPOW	0.000
BSTPOW	0.000		

REFERENCE FILE



# LONGITUDINAL DISTRIBUTION OF ORBITER LOWER WING PRESSURES - MACH 2



SYMBOL	DELTA X	Y/B	DELTA Z
○	0.144	0.399	0.228
△	0.103		
◇	0.226		

PARAMETRIC VALUES			
ALPHA B	4.970	MACH	2.000
ALPHA I	0.000	ORB POW	0.000
BST POW	0.000		

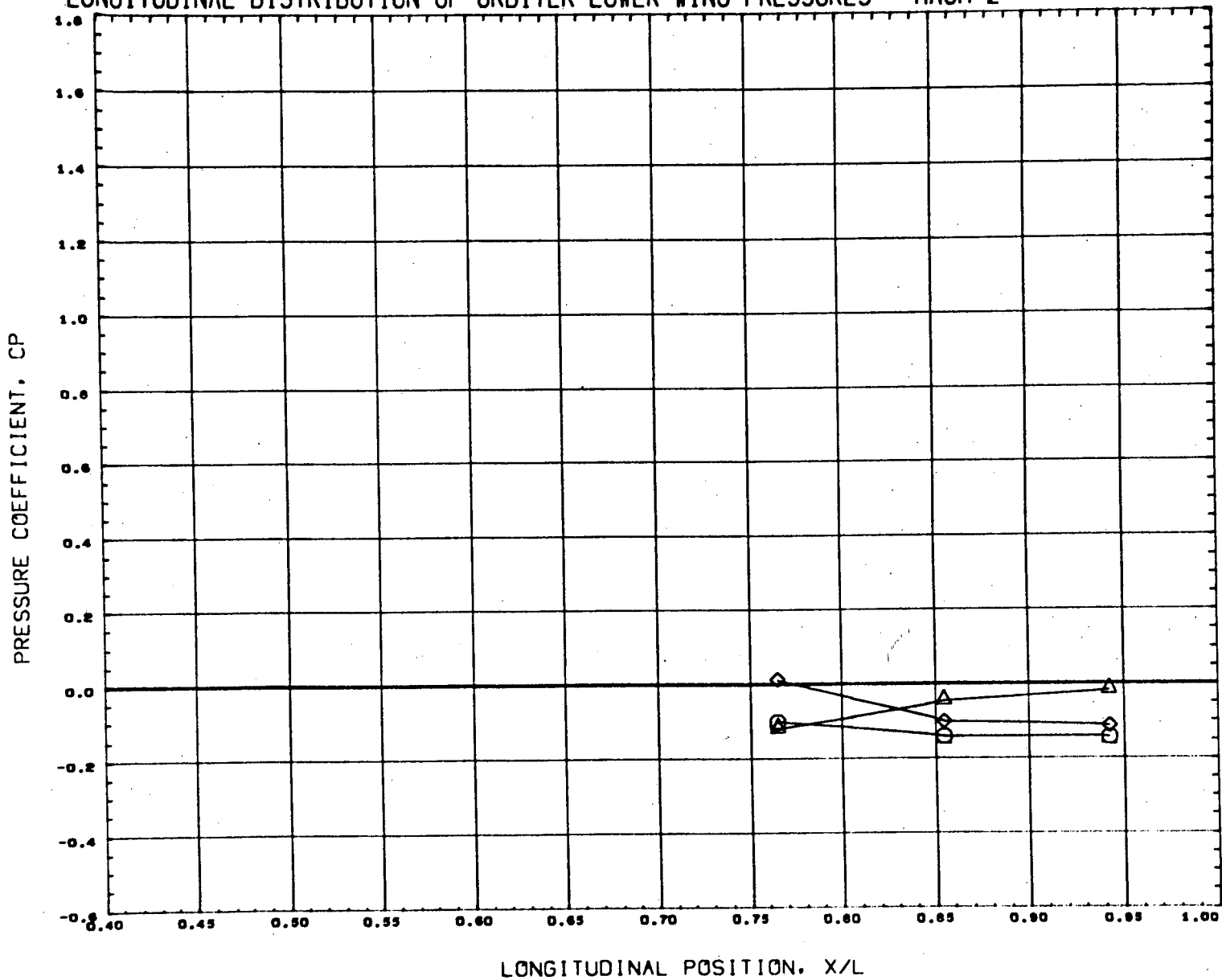
REFERENCE FILE

AEDC VA1163 MDAC ORBITER (LOWER WING)

•HT8222•

PAGE 374

# LONGITUDINAL DISTRIBUTION OF ORBITER LOWER WING PRESSURES - MACH 2

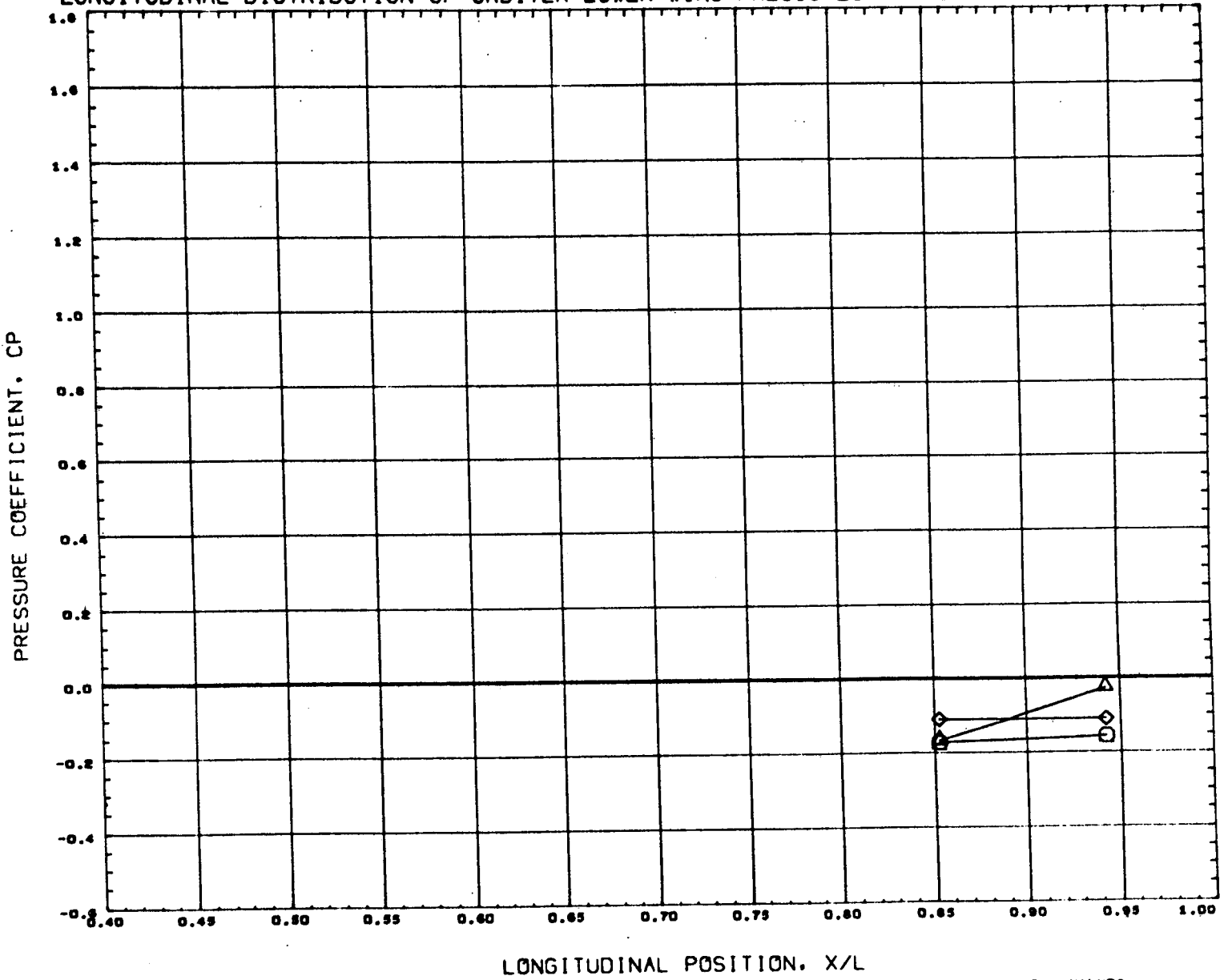


SYMBOL	DELTA X	Y/B	DELTA Z
○	0.144	0.366	0.226
△	0.103		
◇	0.226		

PARAMETRIC VALUES			
ALPHAB	4.970	MACH	2.000
ALPHA1	0.000	ORBPOW	0.000
BSTPOW	0.000		

REFERENCE FILE

# LONGITUDINAL DISTRIBUTION OF ORBITER LOWER WING PRESSURES - MACH 2



SYMBOL	DELTA X	Y/B	DELTA Z
○	0.144	0.738	0.228
△	0.103		
◇	0.226		

PARAMETRIC VALUES			
ALPHAS	4.970	MACH	2.000
ALPHAI	0.000	ORBPOM	0.000
BSTPCW	0.000		

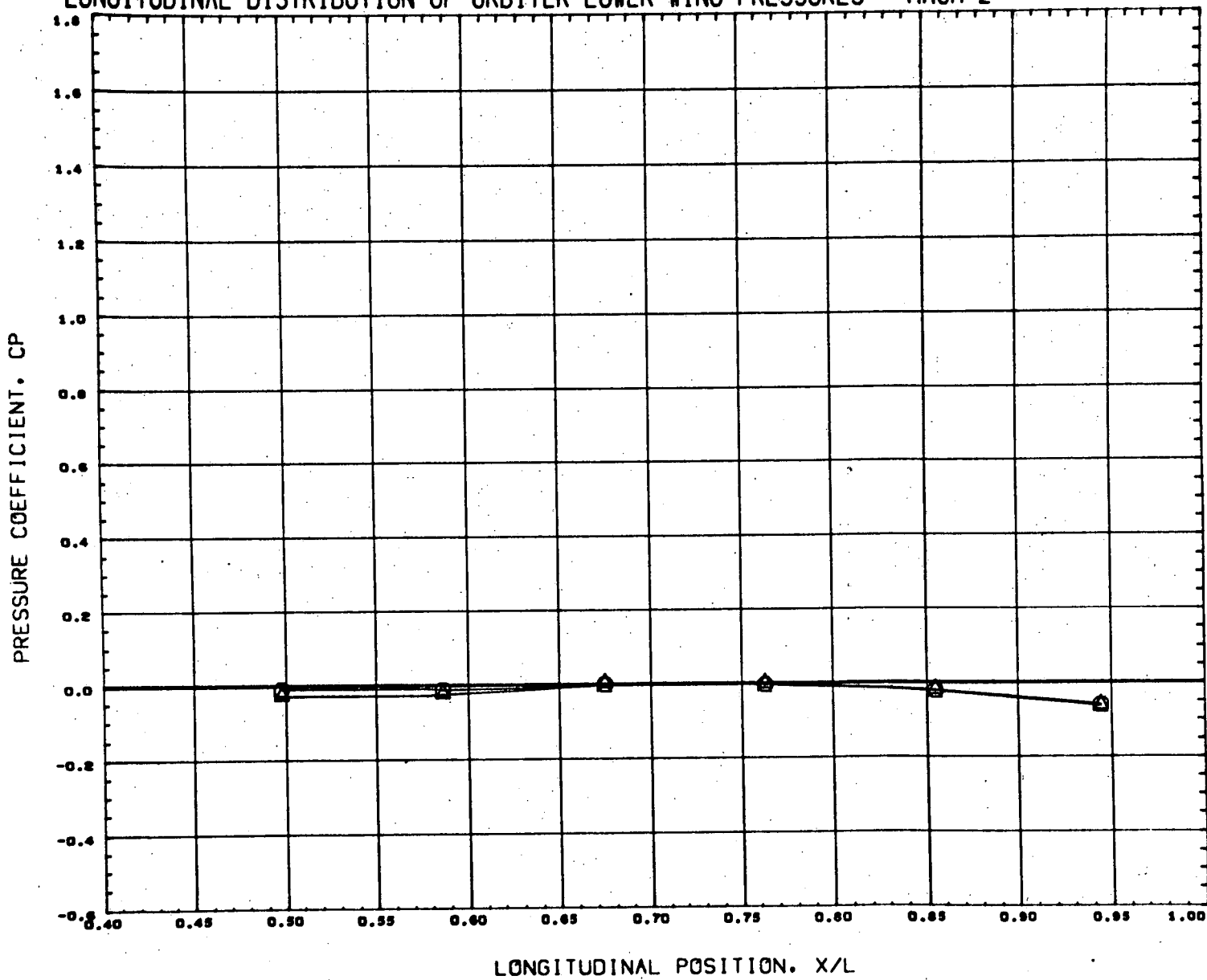
REFERENCE FILE

AEDC VA1163 MDAC ORBITER (LOWER WING)

•HT8222•

PAGE 376

# LONGITUDINAL DISTRIBUTION OF ORBITER LOWER WING PRESSURES - MACH 2



SYMBOL	DELTA X	Y/B	DELTA Z
○	0.391	0.230	0.908
△	0.520		

PARAMETRIC VALUES			
ALPHAB	4.970	MACH	2.000
ALPHA1	0.000	ORBPOW	0.000
BSTPOW	0.000		

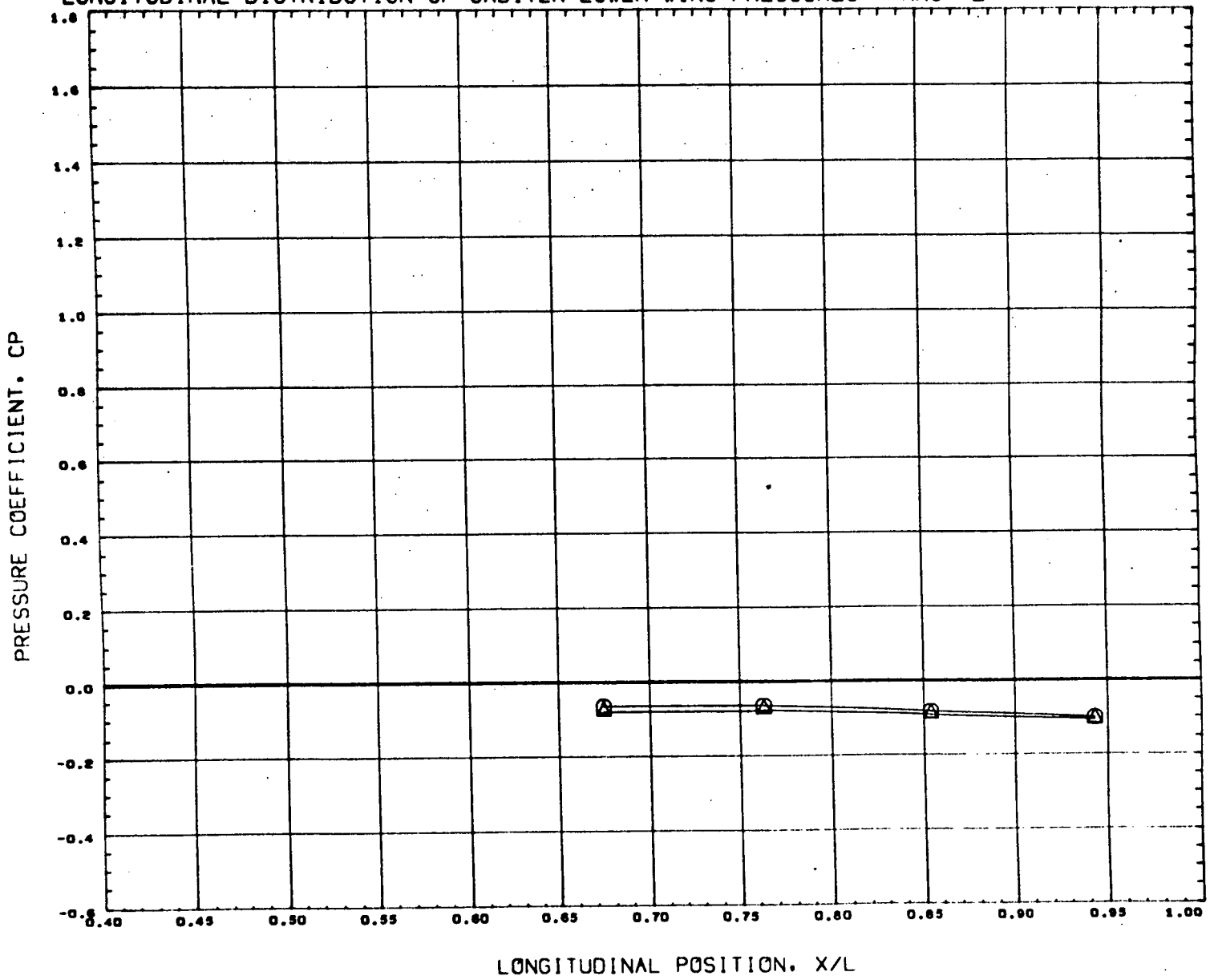
REFERENCE FILE

AEDC VA1163 MDAC ORBITER (LOWER WING)

•HT8222•

PAGE 377

# LONGITUDINAL DISTRIBUTION OF ORBITER LOWER WING PRESSURES - MACH 2



SYMBOL	DELTA X	Y/B	DELTA Z
○	0.391	0.399	0.908
△	0.520		

PARAMETRIC VALUES			
ALPHAB	- 4.970	MACH	2.000
ALPHAI	0.000	ORBPOW	0.000
BSTPOW	0.000		

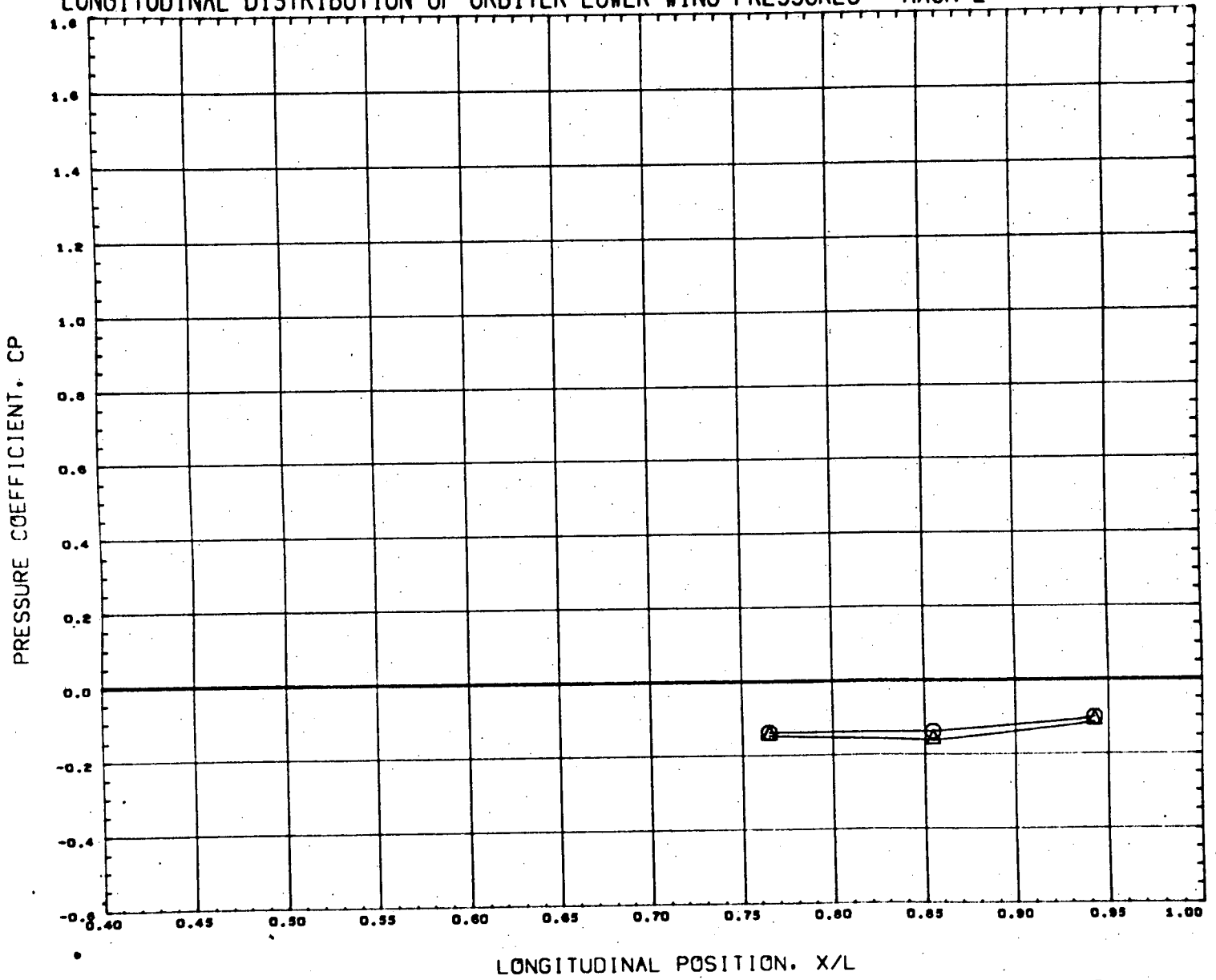
REFERENCE FILE

AEDC VA1163 MDAC ORBITER (LOWER WING)

•HT8222•

PAGE 378

# LONGITUDINAL DISTRIBUTION OF ORBITER LOWER WING PRESSURES - MACH 2



SYMBOL	DELTA X	Y/B	DELTA Z
○	0.391	0.568	0.908
△	0.520		

PARAMETRIC VALUES			
ALPHAB	4.970	MACH	2.000
ALPHAI	0.000	ORBPOW	0.000
BSTPOW	0.000		

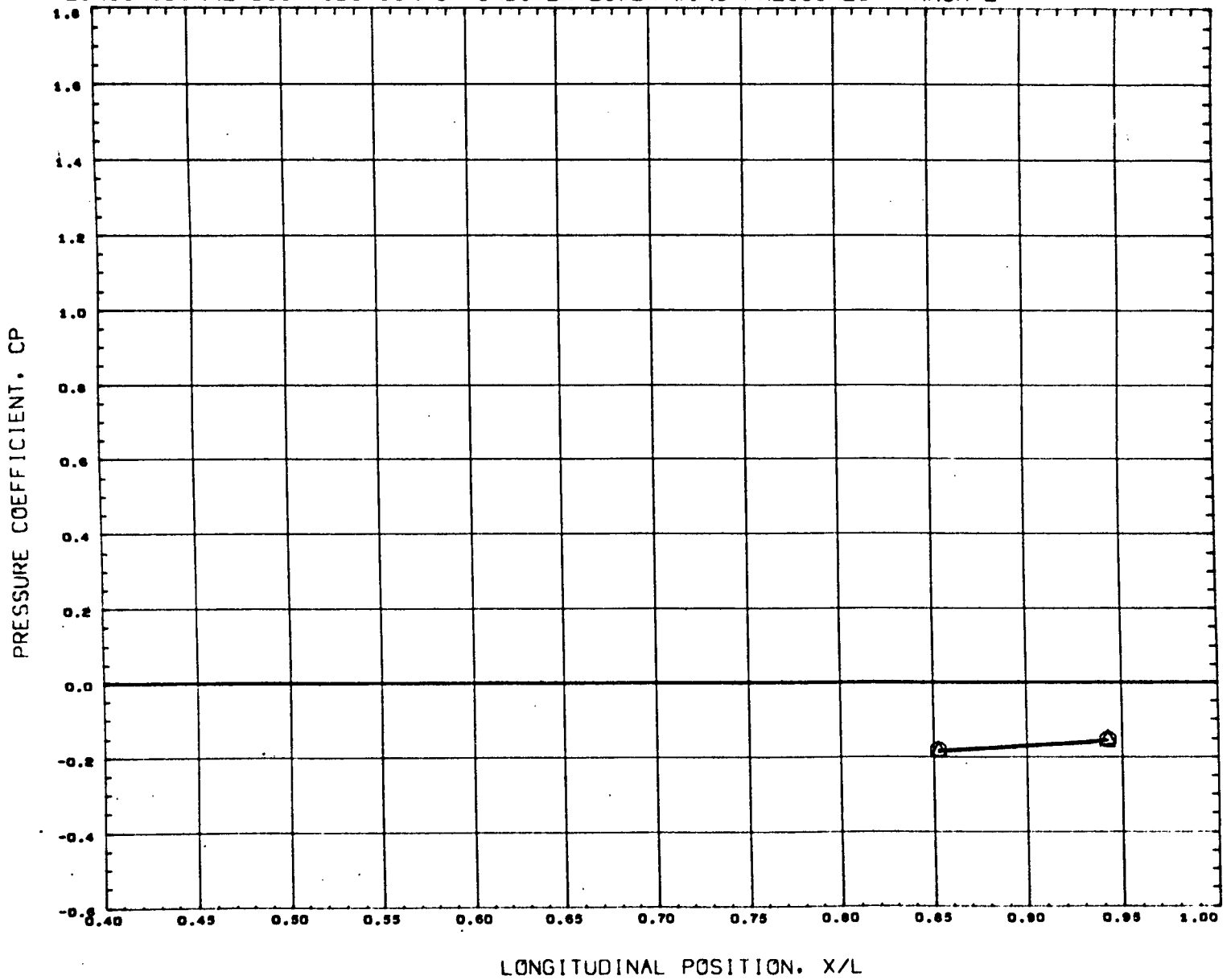
REFERENCE FILE

AEDC VA1163 MDAC ORBITER (LOWER WING)

•HT8222•

PAGE 379

# LONGITUDINAL DISTRIBUTION OF ORBITER LOWER WING PRESSURES - MACH 2



SYMBOL	DELTA X	Y/B	DELTA Z
○	0.391	0.738	0.908
△	0.520		

PARAMETRIC VALUES			
ALPHAB	- 4.970	MACH	2.000
ALPHA I	0.000	ORBPOW	0.000
BSTPOW	0.000		

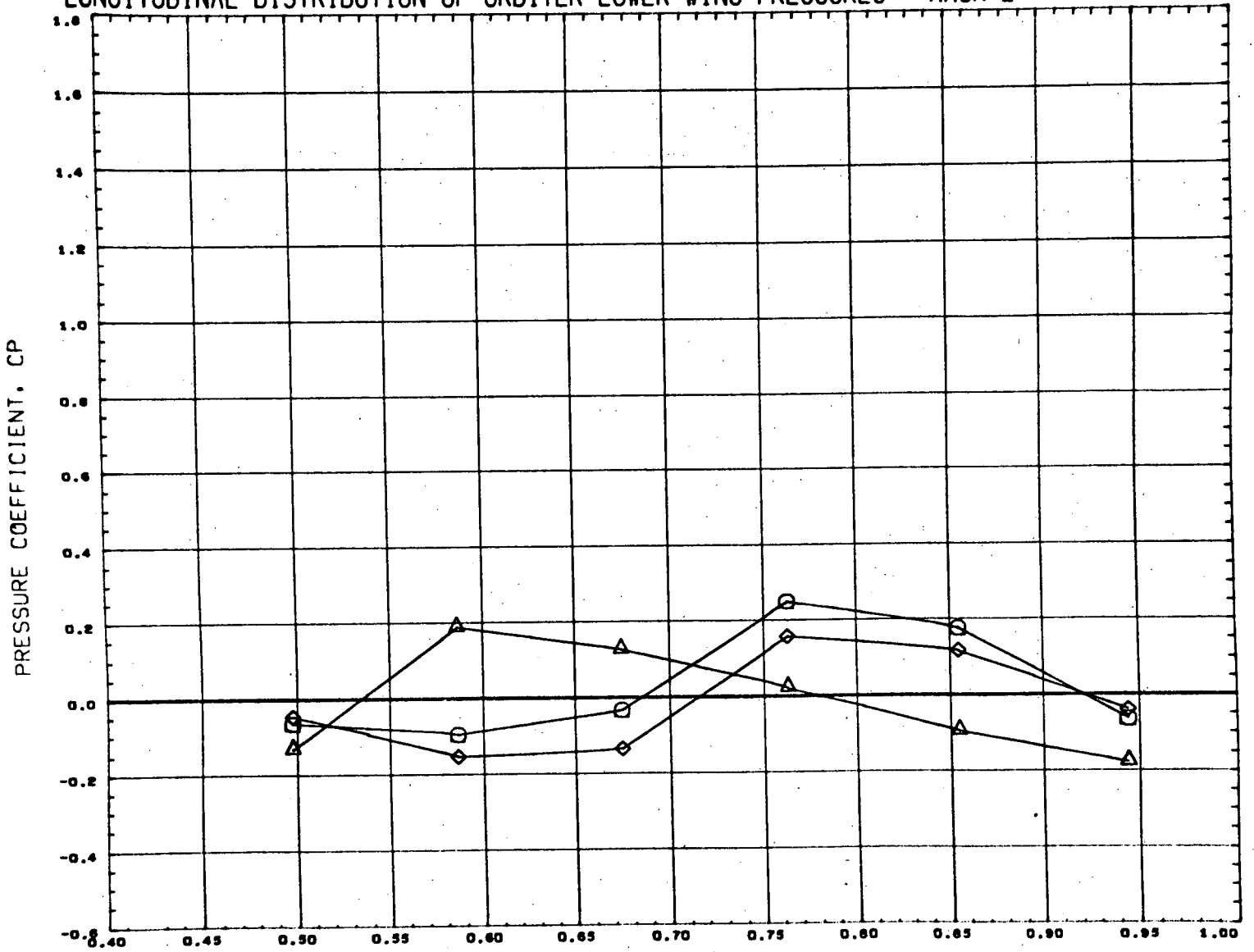
REFERENCE FILE

AEDC VA1163 MDAC ORBITER (LOWER WING)

•HT8222•

PAGE 380

# LONGITUDINAL DISTRIBUTION OF ORBITER LOWER WING PRESSURES - MACH 2



LONGITUDINAL POSITION, X/L

SYMBOL	DELTA X	Y/B	DELTA Z
○	0.143	0.230	0.120
△	0.103		
◇	0.226		

PARAMETRIC VALUES			
ALPHAB	0.002	MACH	2.000
ALPHA I	0.000	ORBPOW	0.000
BSTPOW	0.000		

REFERENCE FILE

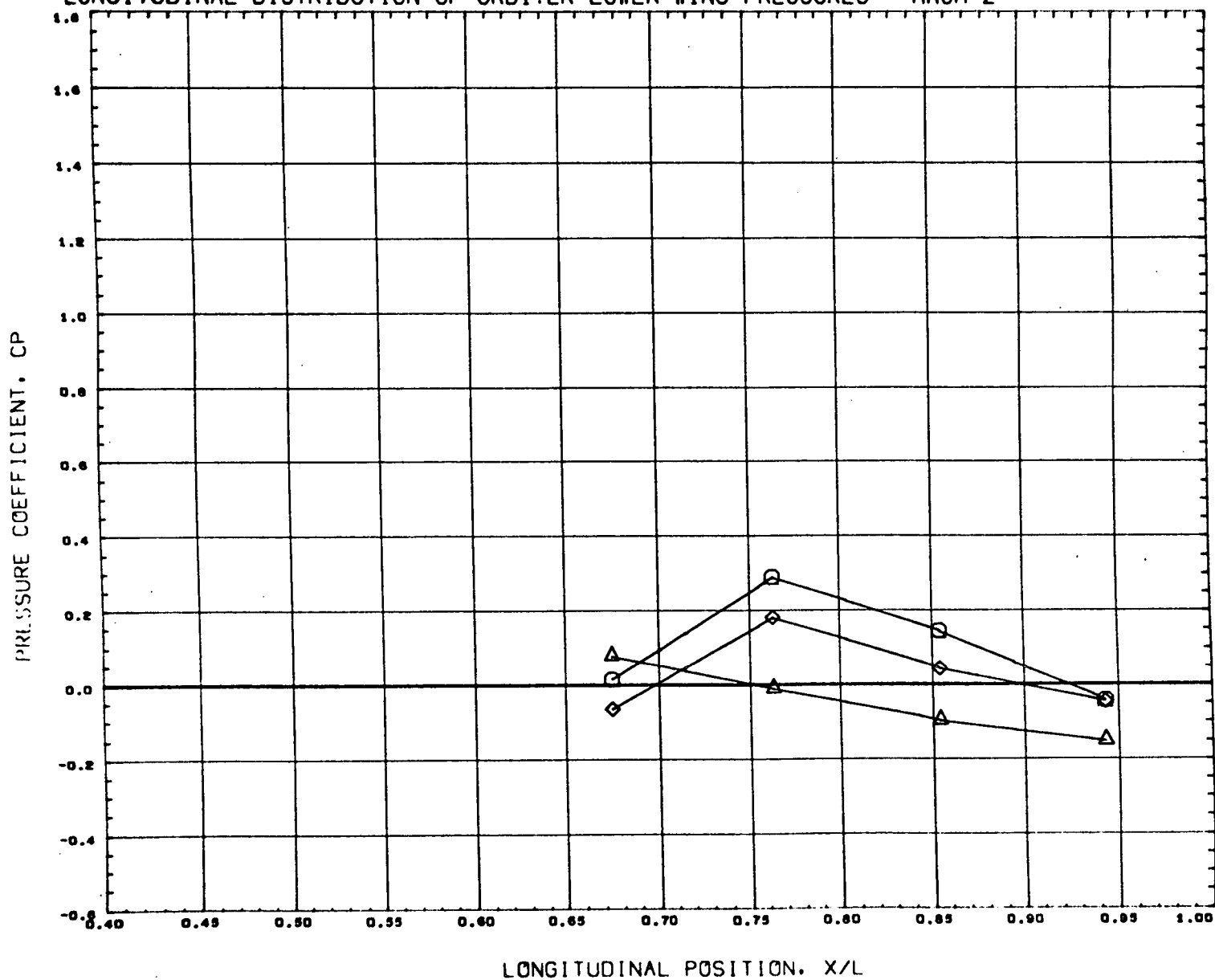
AEDC VA1163 MDAC ORBITER (LOWER WING)

•HT8223•

PAGE 381



# LONGITUDINAL DISTRIBUTION OF ORBITER LOWER WING PRESSURES - MACH 2

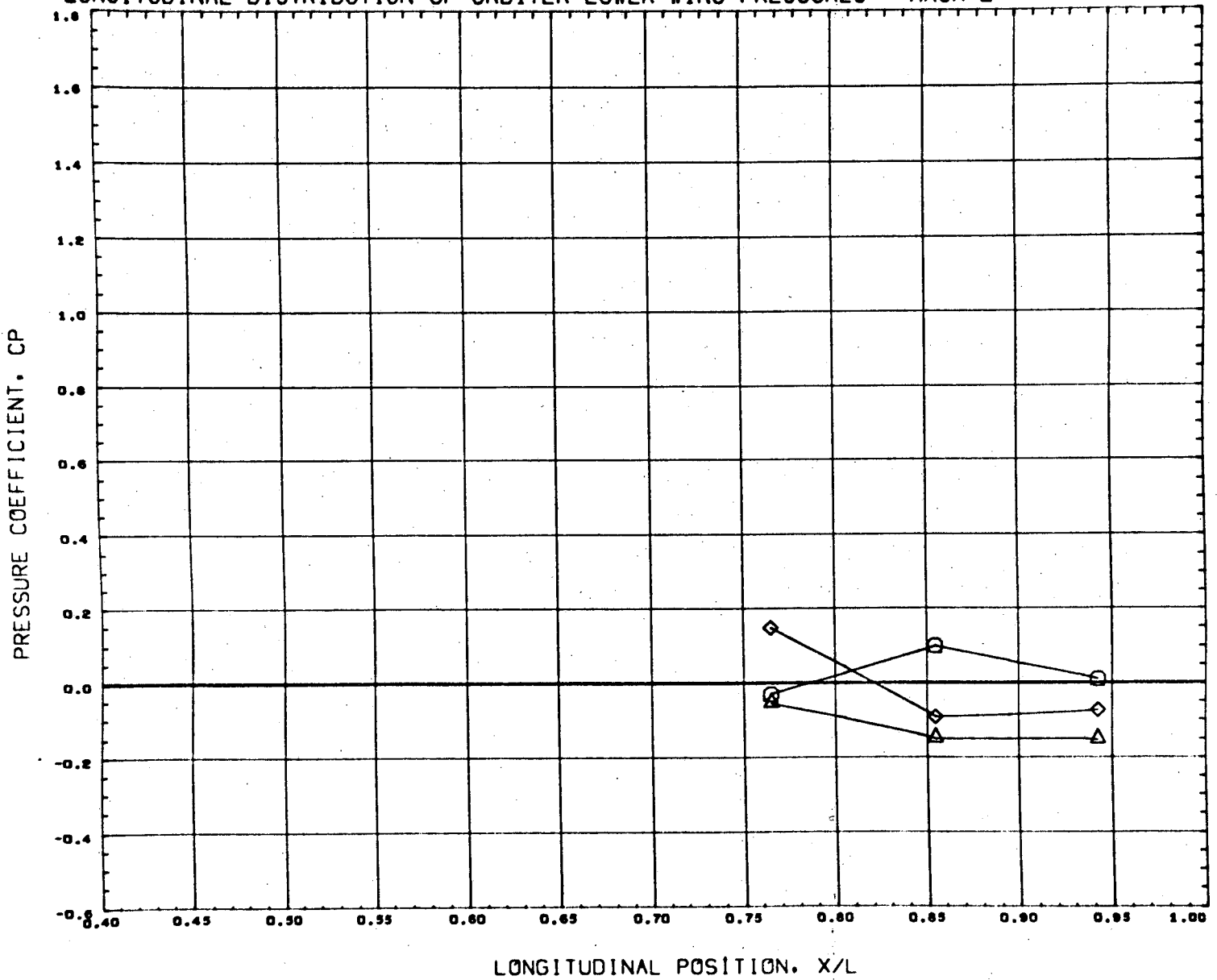


SYMBOL	DELTA X	Y/B	DELTA Z
○	0.143	0.399	0.120
△	0.103		
◇	0.226		

PARAMETRIC VALUES			
ALPHAB	0.002	MACH	2.000
ALPHA1	0.000	ORSPOW	0.000
BSTPOW	0.000		

REFERENCE FILE

# LONGITUDINAL DISTRIBUTION OF ORBITER LOWER WING PRESSURES - MACH 2

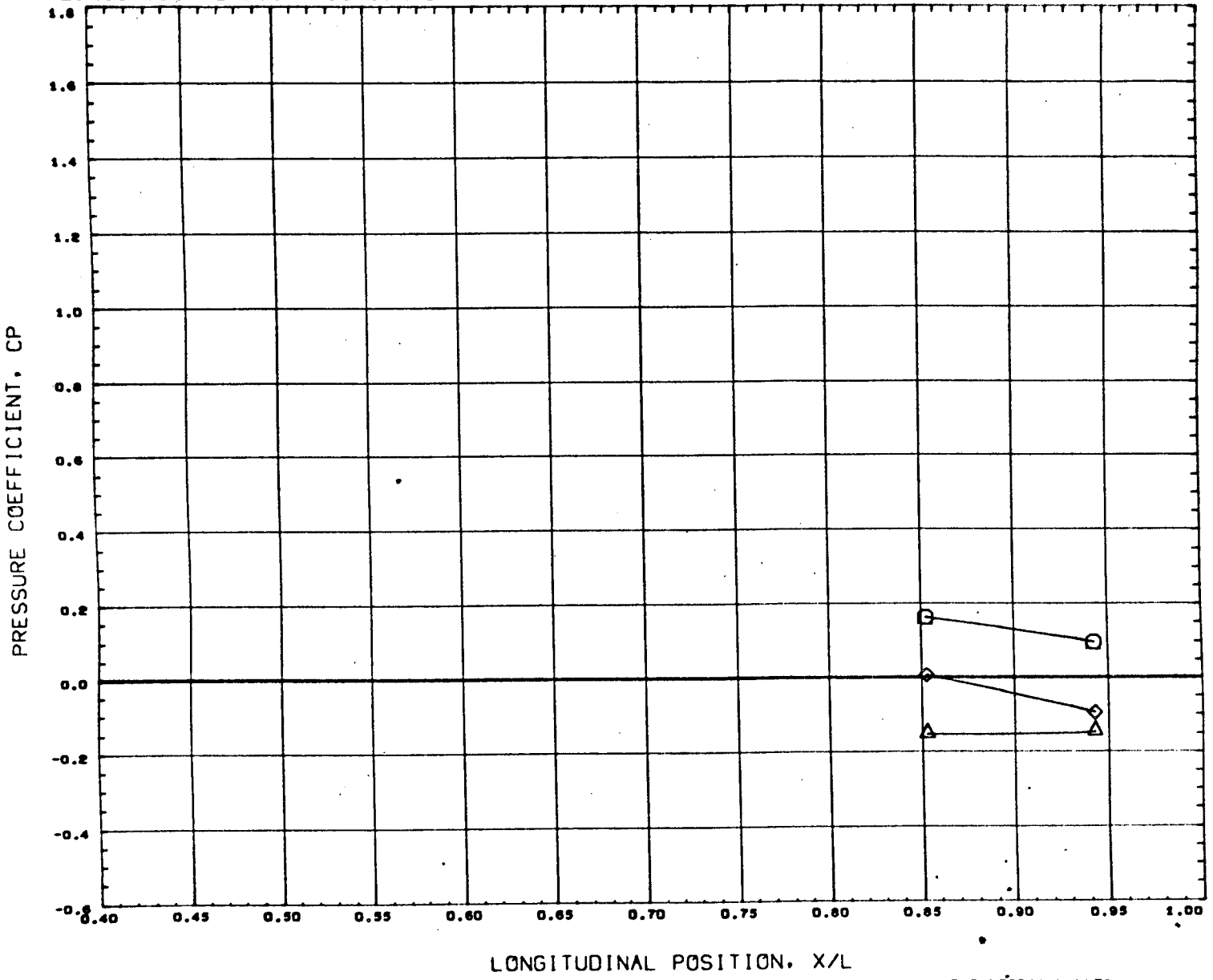


SYMBOL	DELTA X	Y/B	DELTA Z
○	0.143	0.568	0.120
◇	0.103		
△	0.226		

PARAMETRIC VALUES			
ALPHA B	0.002	MACH	2.000
ALPHA I	0.000	ORBPOW	0.000
BSTPOW	0.000		

REFERENCE FILE

# LONGITUDINAL DISTRIBUTION OF ORBITER LOWER WING PRESSURES - MACH 2

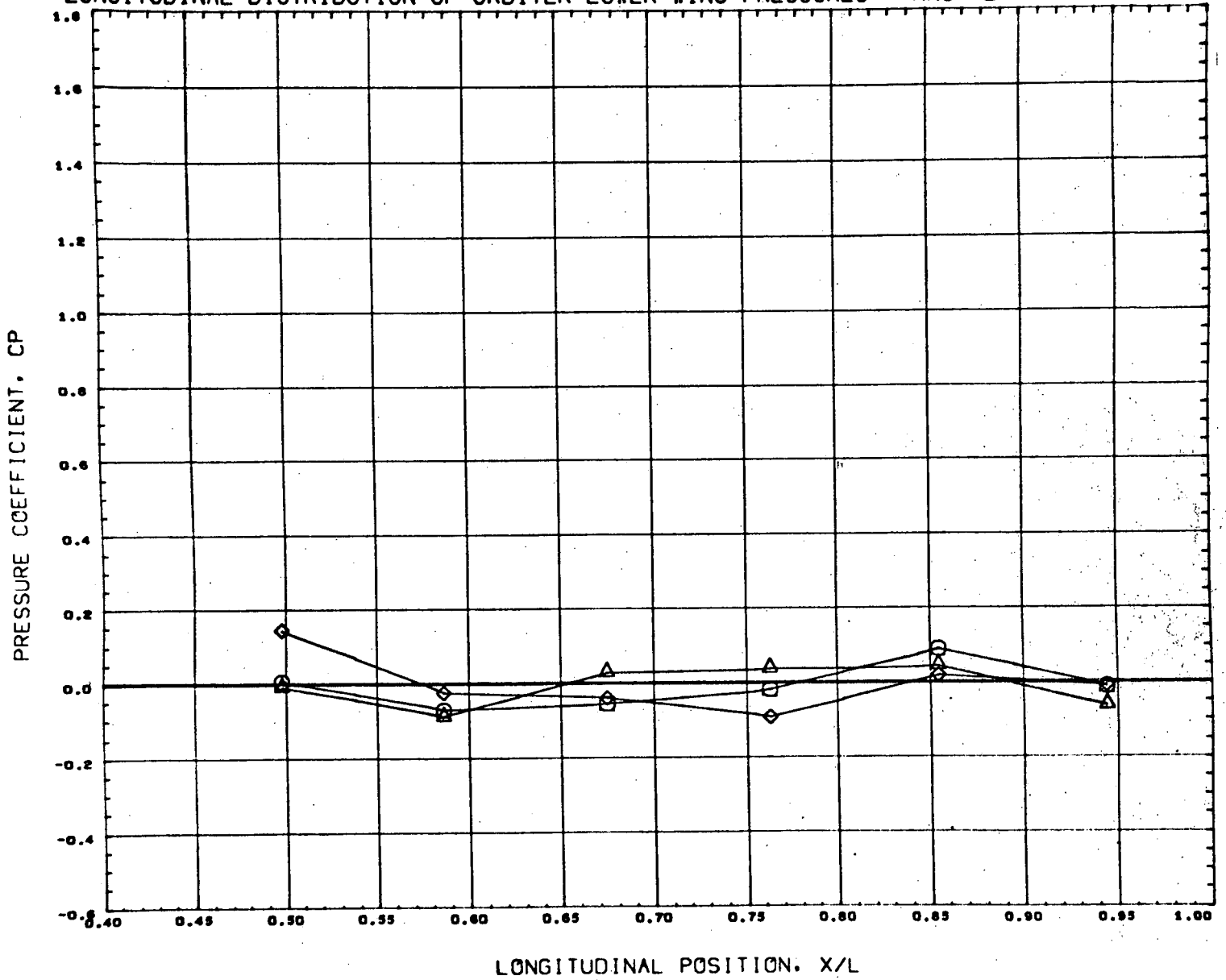


SYMBOL	DELTA X	Y/B	DELTA Z
□	0.143	0.736	0.120
△	0.103		
◇	0.226		

PARAMETRIC VALUES			
ALPHAB	0.002	MACH	2.000
ALPHA1	0.000	ORBPOW	0.000
BSTPOW	0.000		

REFERENCE FILE

# LONGITUDINAL DISTRIBUTION OF ORBITER LOWER WING PRESSURES - MACH 2



SYMBOL	DELTA X	Y/B	DELTA Z
○	0.144	0.230	0.151
△	0.103		
◇	0.226		

PARAMETRIC VALUES			
ALPHAB	0.002	MACH	2.000
ALPHAI	0.000	ORBPOW	0.000
BSTPOW	0.000		

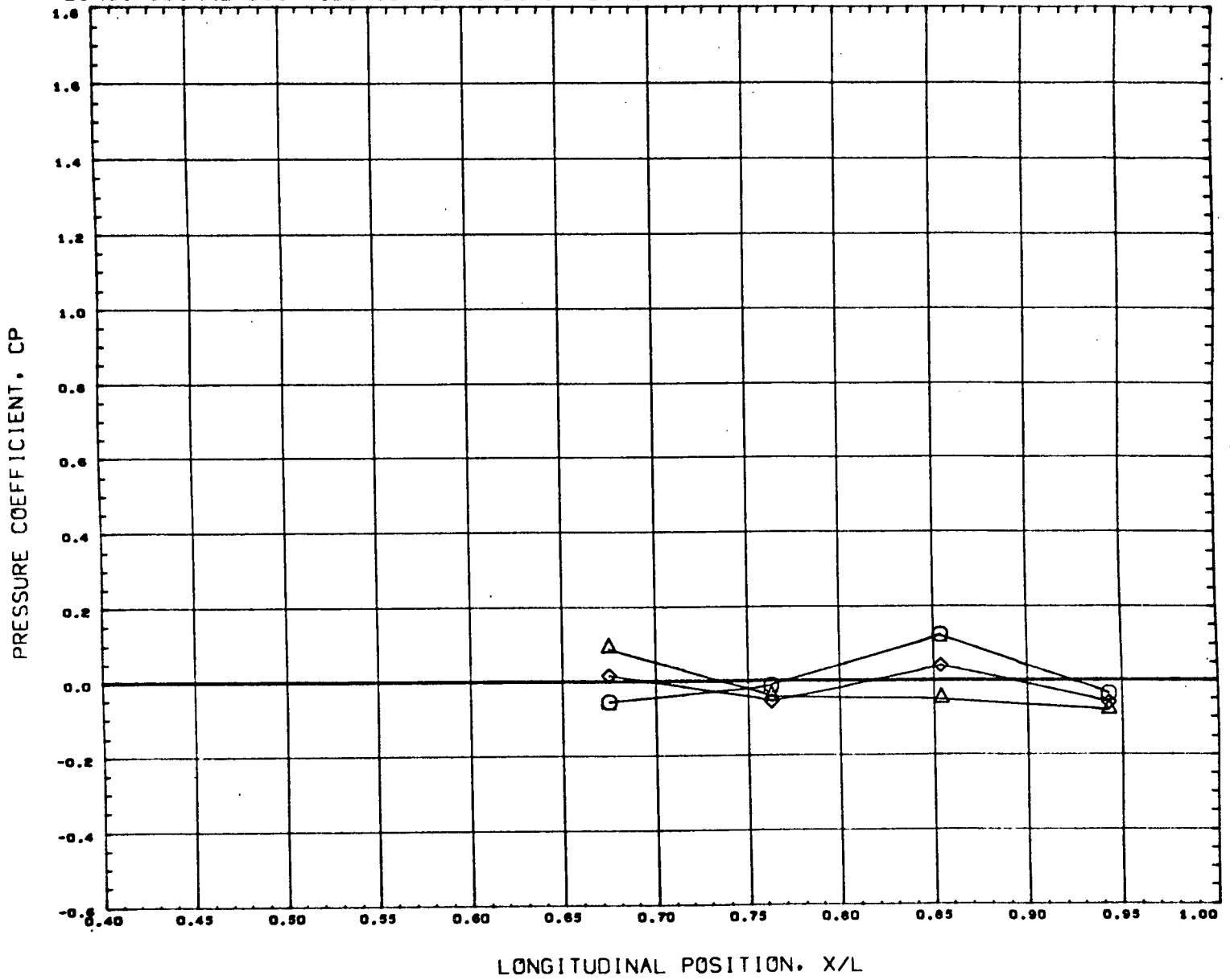
REFERENCE FILE

AEDC VA1163 MDAC ORBITER (LOWER WING)

•HT8223•

PAGE 385

# LONGITUDINAL DISTRIBUTION OF ORBITER LOWER WING PRESSURES - MACH 2



SYMBOL	DELTA X	Y/B	DELTA Z
○	0.144	0.399	0.151
△	0.103		
◇	0.226		

PARAMETRIC VALUES			
ALPHA B	0.002	MACH	2.000
ALPHA I	0.000	ORBPOW	0.000
BSTPOW	0.000		

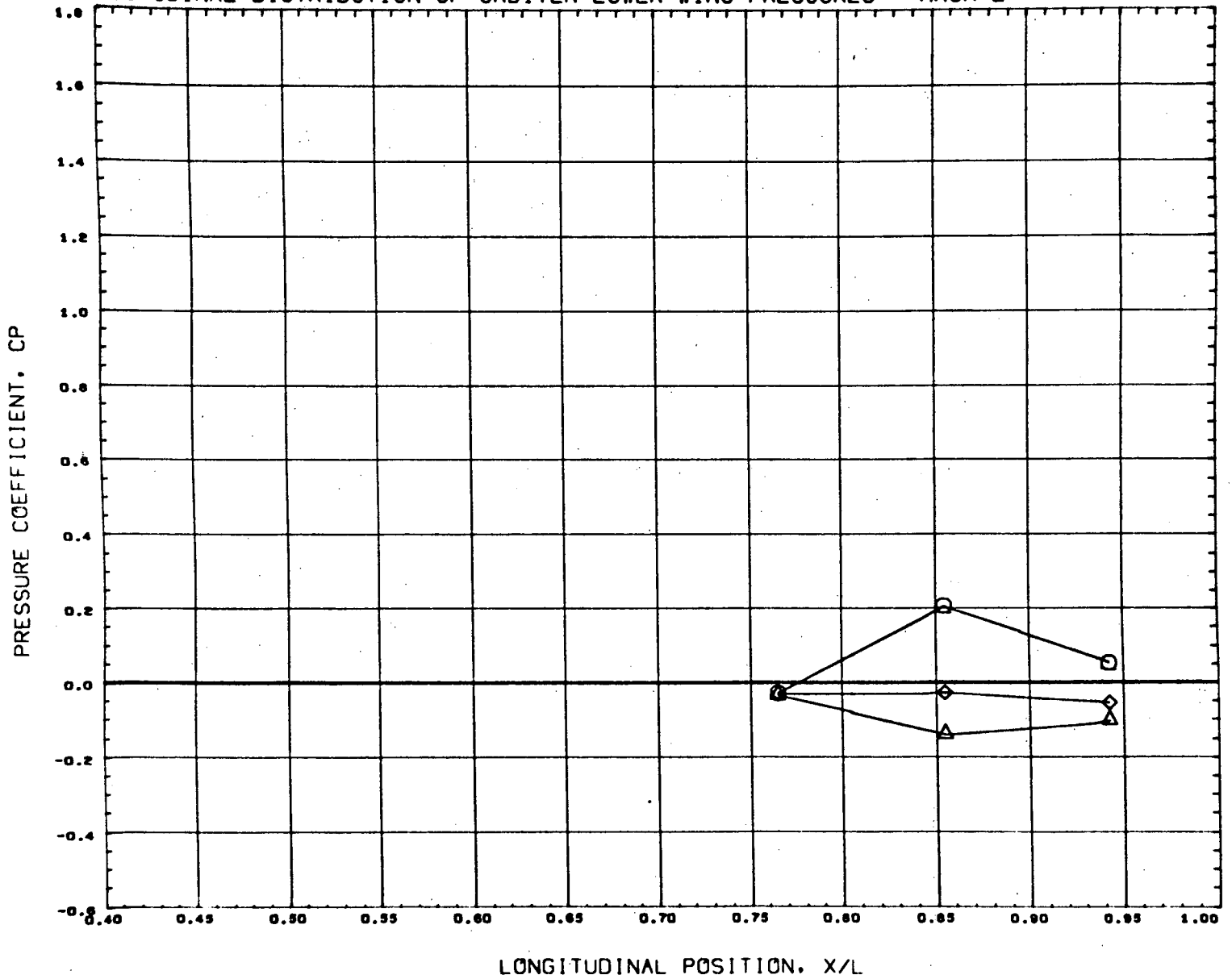
REFERENCE FILE

AEDC VA1163 MDAC ORBITER (LOWER WING)

•HT8223•

PAGE 386

# LONGITUDINAL DISTRIBUTION OF ORBITER LOWER WING PRESSURES - MACH 2

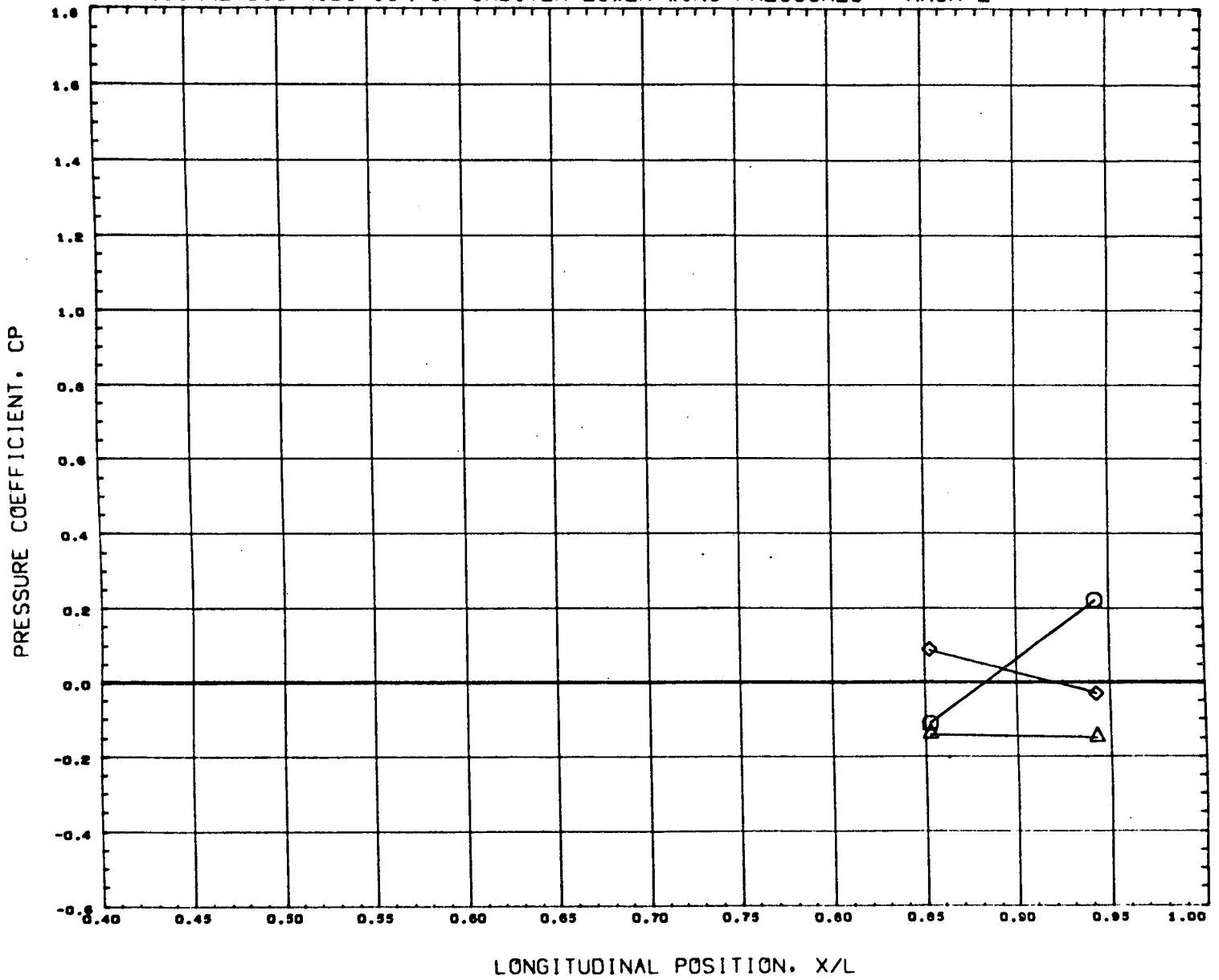


SYMBOL	DELTA X	Y/B	DELTA Z
○	0.144	0.368	0.151
◇	0.103		
△	0.226		

PARAMETRIC VALUES			
ALPHAB	0.002	MACH	2.000
ALPHA I	0.000	ORBPOW	0.000
BSTPOW	0.000		

REFERENCE FILE

# LONGITUDINAL DISTRIBUTION OF ORBITER LOWER WING PRESSURES - MACH 2

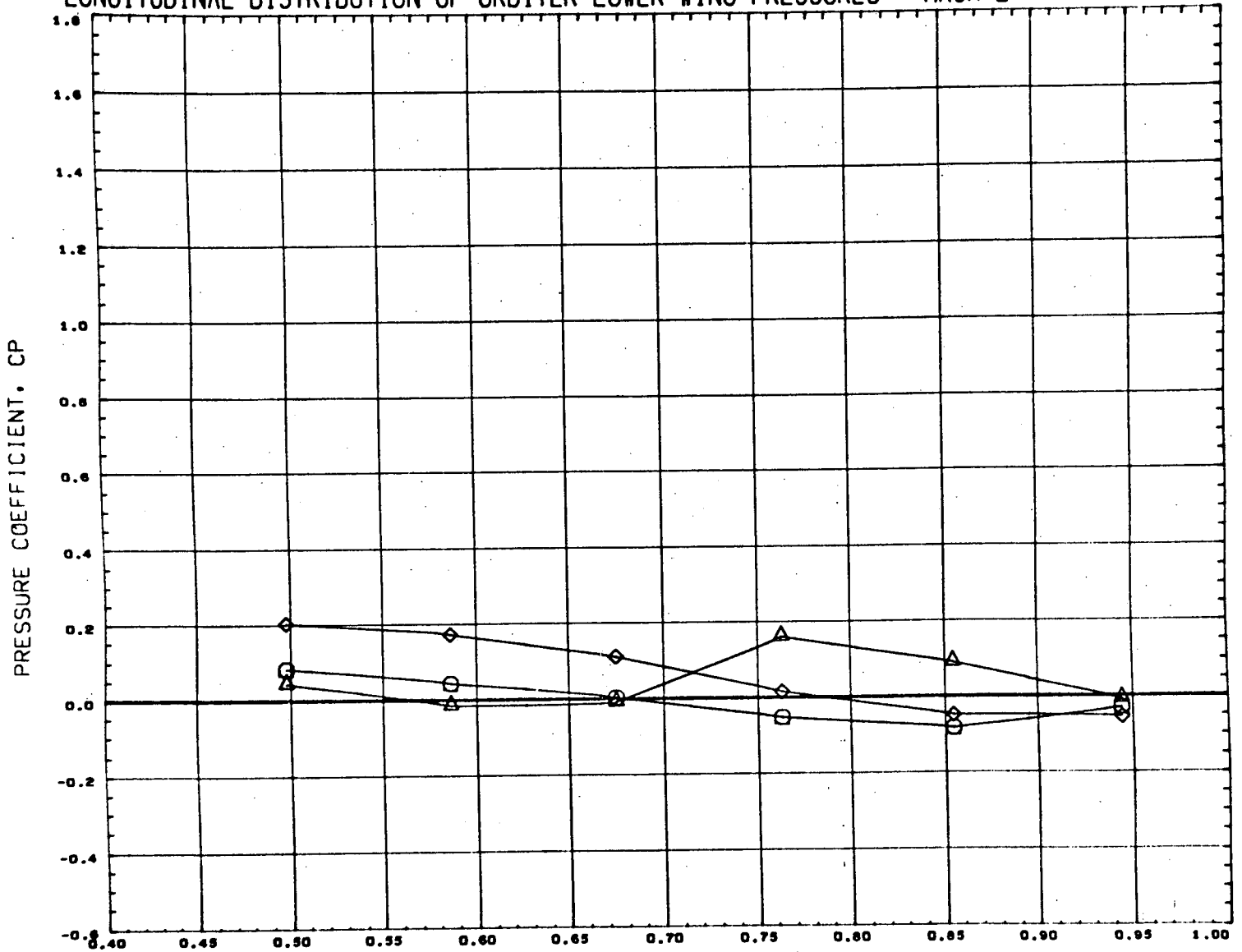


SYMBOL	DELTA X	Y/B	DELTA Z
○	0.144	0.736	0.151
△	0.103		
◇	0.226		

PARAMETRIC VALUES			
ALPHAB	0.002	MACH	2.000
ALPHA I	0.000	ORBPOW	0.000
BSTPOW	0.000		

REFERENCE FILE

# LONGITUDINAL DISTRIBUTION OF ORBITER LOWER WING PRESSURES - MACH 2



LONGITUDINAL POSITION, X/L

SYMBOL	DELTA X	Y/B	DELTA Z
○	0.144	0.230	0.226
△	0.103		
◇	0.226		

PARAMETRIC VALUES			
ALPHAB	0.002	MACH	2.000
ALPHA1	0.000	ORBPOW	0.000
BSTPOW	0.000		

REFERENCE FILE

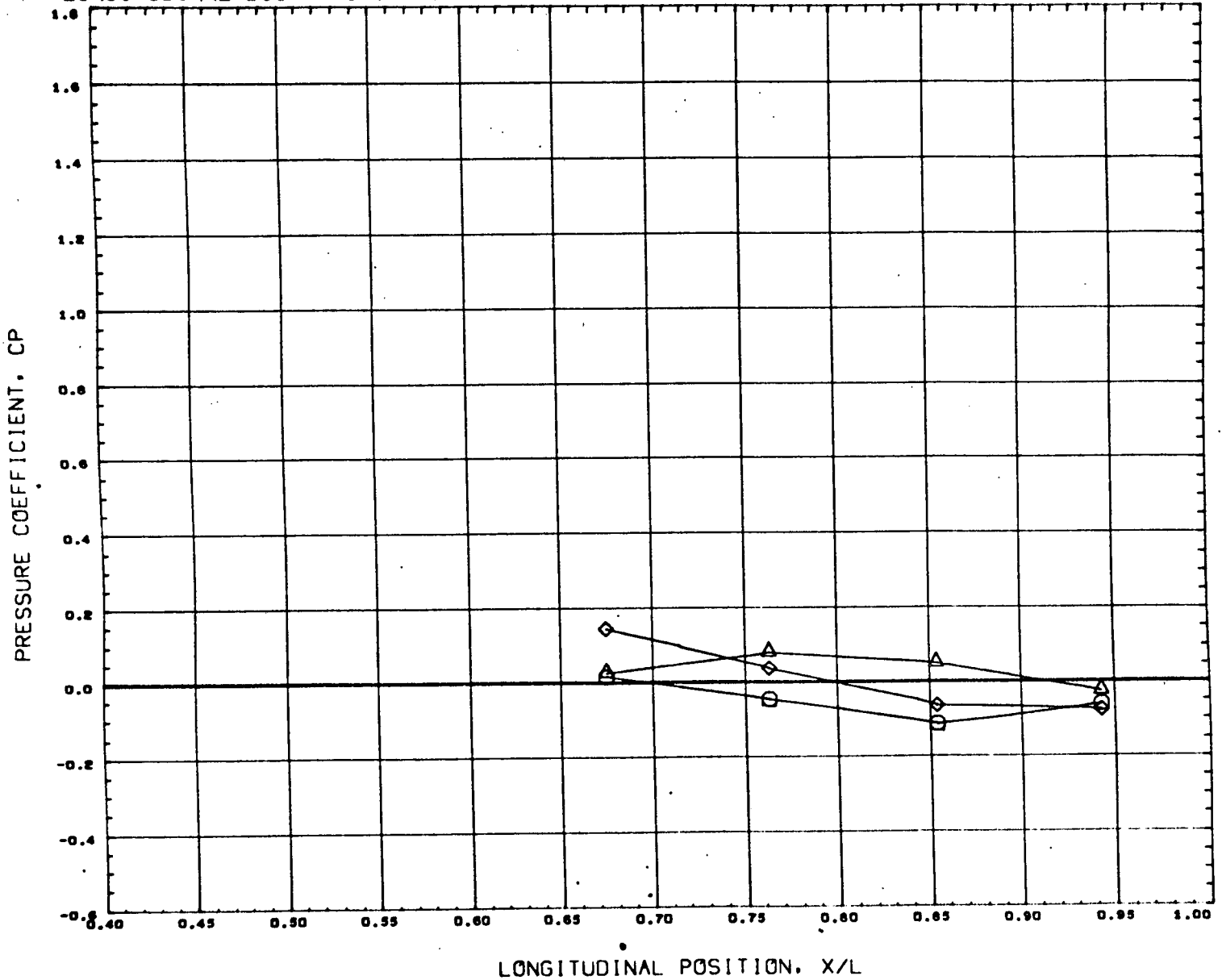
AEDC VA1163 MDAC ORBITER (LOWER WING)

•HT8223•

PAGE 389



# LONGITUDINAL DISTRIBUTION OF ORBITER LOWER WING PRESSURES - MACH 2

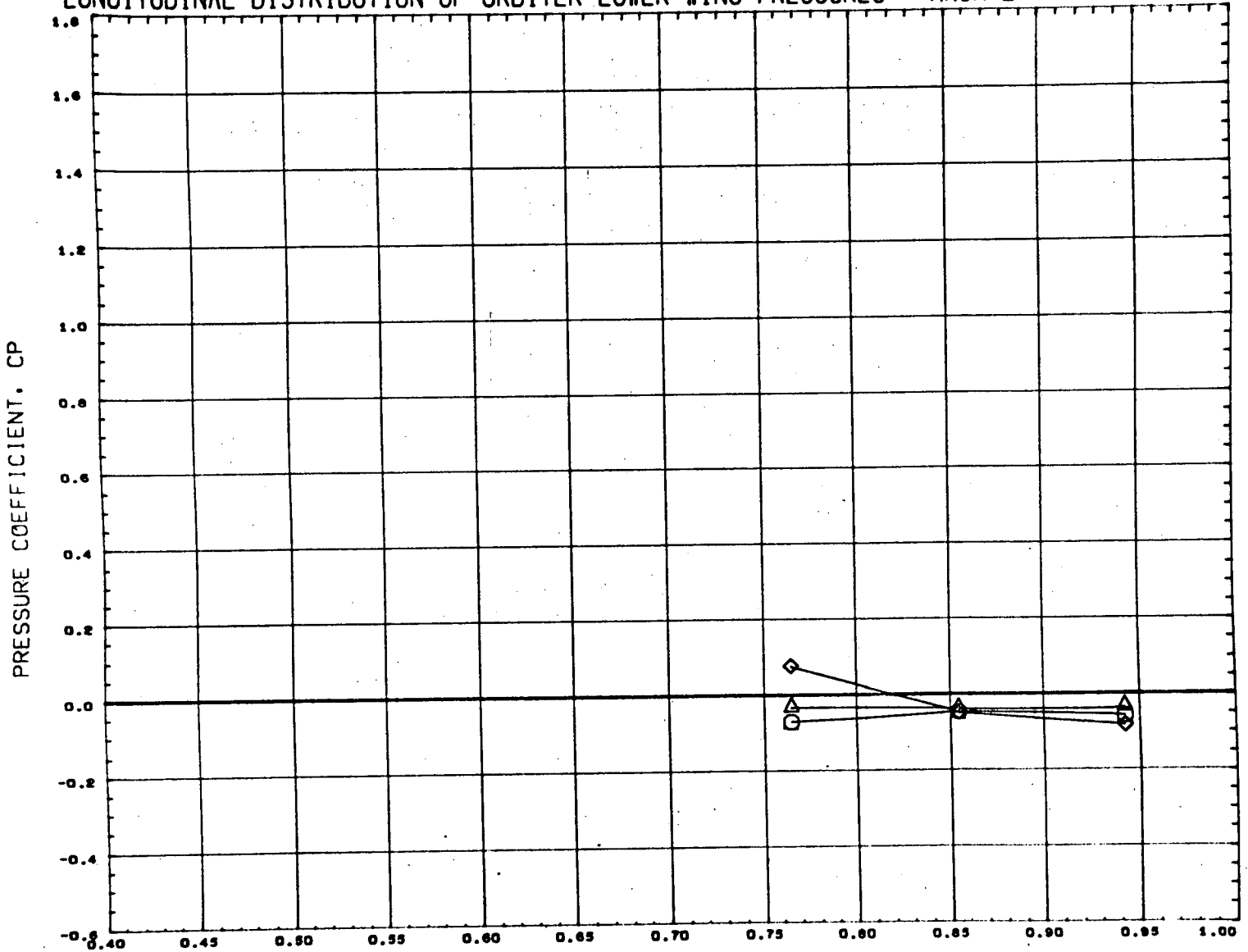


SYMBOL	DELTA X	Y/B	DELTA Z
○	0.144	0.399	0.228
△	0.103		
◇	0.226		

PARAMETRIC VALUES			
ALPHAB	0.002	MACH	2.000
ALPHA1	0.000	ORBPOW	0.000
BSTPOW	0.000		

REFERENCE FILE

# LONGITUDINAL DISTRIBUTION OF ORBITER LOWER WING PRESSURES - MACH 2



SYMBOL	DELTA X	Y/B	DELTA Z
○	0.144	0.566	0.226
△	0.103		
◇	0.226		

PARAMETRIC VALUES			
ALPHA <sub>B</sub>	0.002	MACH	2.000
ALPHA <sub>I</sub>	0.000	ORBPOW	0.000
BSTPOW	0.000		

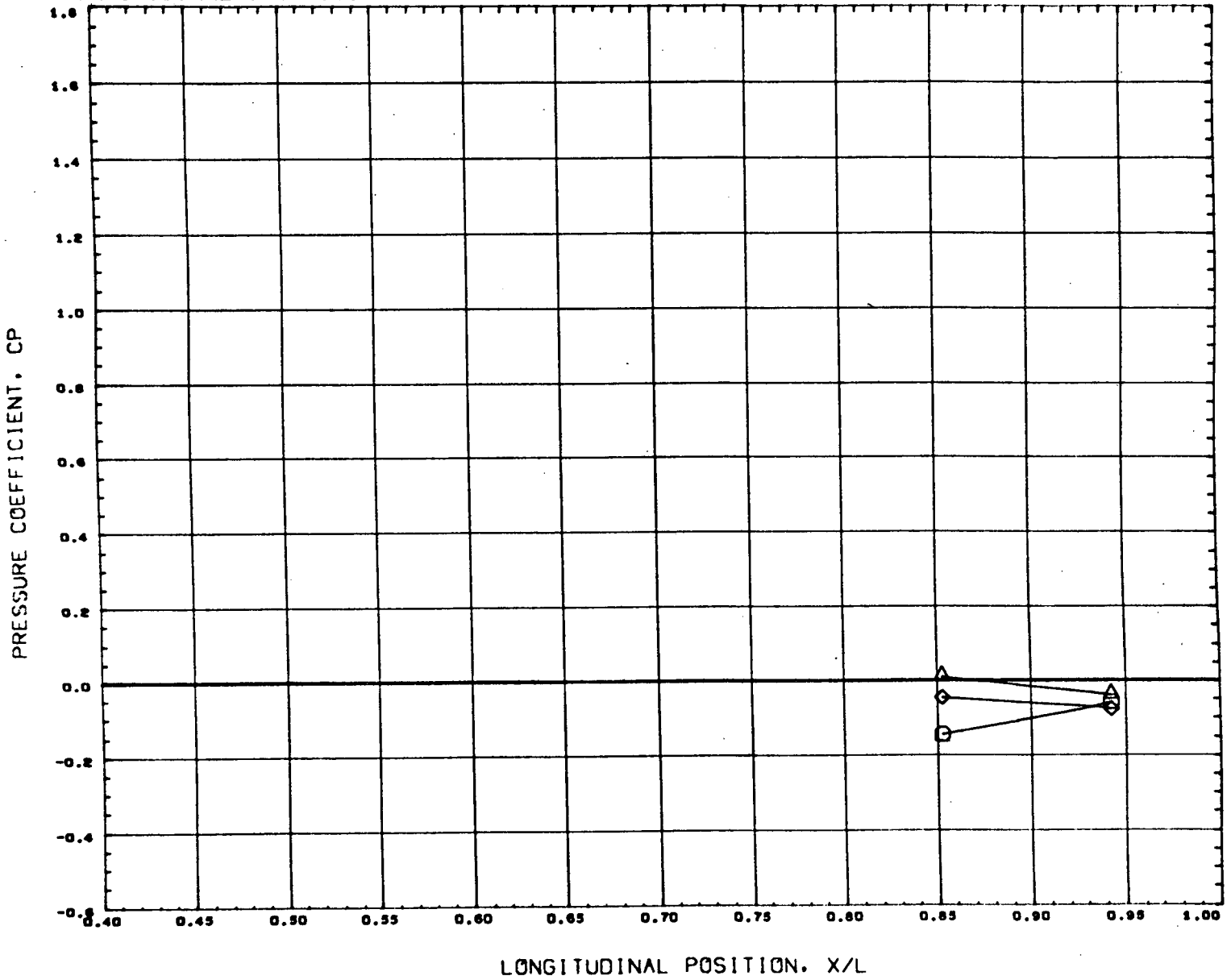
REFERENCE FILE

AEDC VA1163 MDAC ORBITER (LOWER WING)

•HT8223•

PAGE 391

# LONGITUDINAL DISTRIBUTION OF ORBITER LOWER WING PRESSURES - MACH 2



SYMBOL	DELTA X	Y/B	DELTA Z
○	0.144	0.736	0.226
△	0.103		
◇	0.226		

PARAMETRIC VALUES			
ALPHAB	0.002	MACH	2.000
ALPHA I	0.000	ORBPOW	0.000
BSTPOW	0.000		

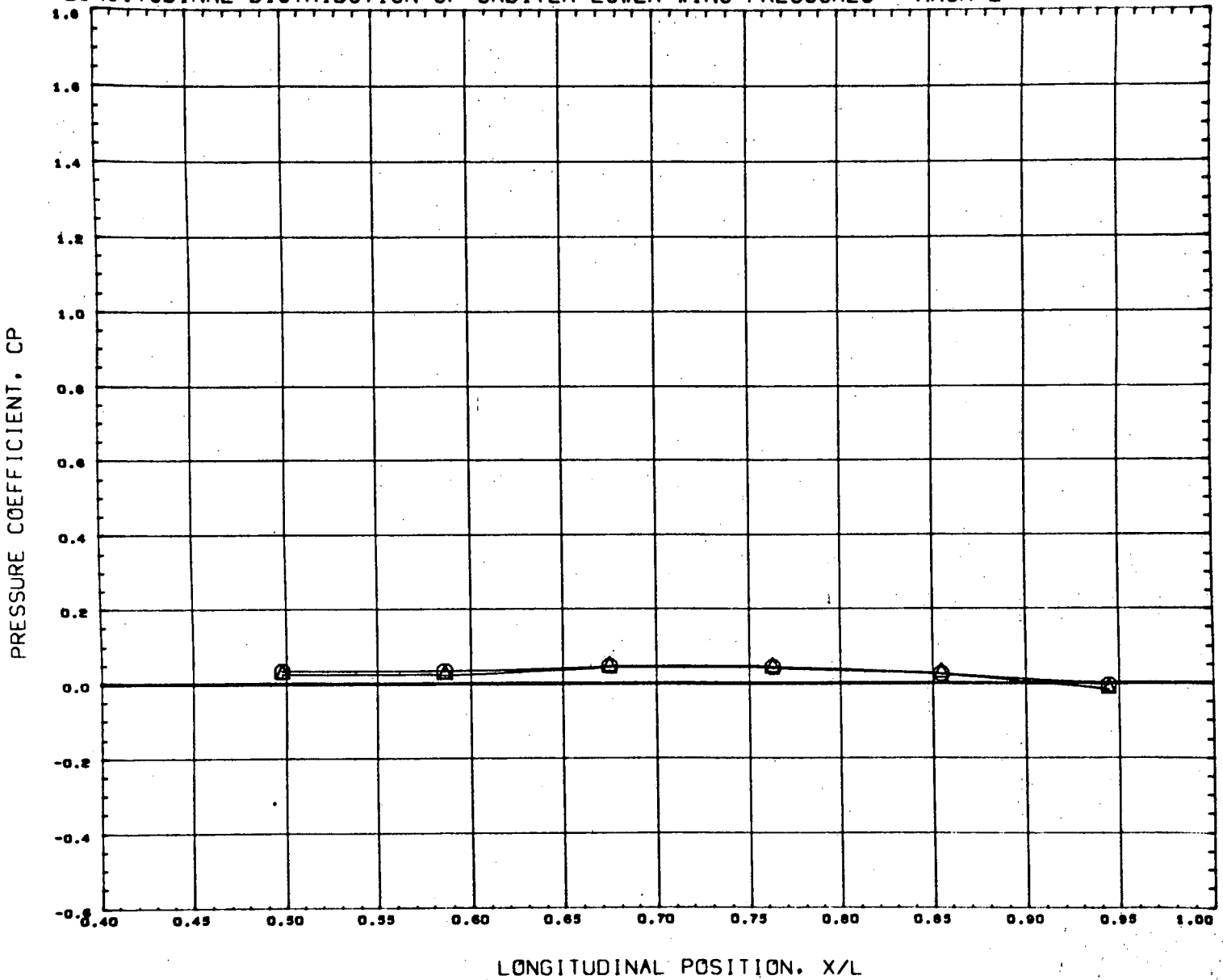
REFERENCE FILE

AEDC VA1163 MDAC ORBITER (LOWER WING)

•HT8223•

PAGE 392

# LONGITUDINAL DISTRIBUTION OF ORBITER LOWER WING PRESSURES - MACH 2



SYMBOL	DELTA X	Y/B	DELTA Z
○	0.391	0.230	0.908
△	0.520		

PARAMETRIC VALUES			
ALPHAB	0.002	MACH	2.000
ALPHA1	0.000	ORSPOW	0.000
BSTPOW	0.000		

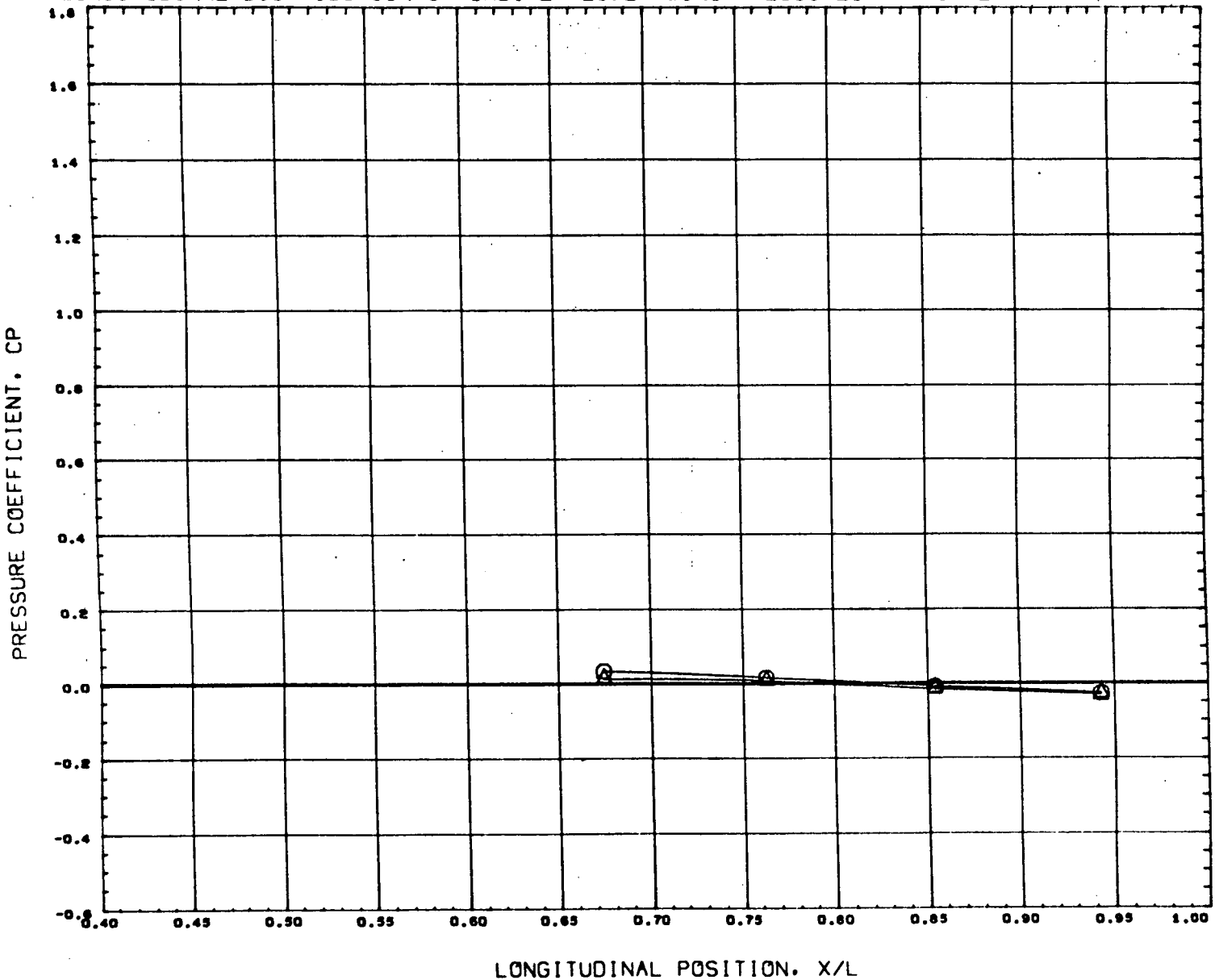
REFERENCE FILE

AEDC VA1163 MDAC ORBITER (LOWER WING)

•HT8223•

PAGE 393

# LONGITUDINAL DISTRIBUTION OF ORBITER LOWER WING PRESSURES - MACH 2



SYMBOL	DELTA X	Y/B	DELTA Z
○	0.391	0.399	0.908
△	0.520		

PARAMETRIC VALUES			
ALPHA B	0.002	MACH	2.000
ALPHA I	0.000	ORBPOW	0.000
BSTPOW	0.000		

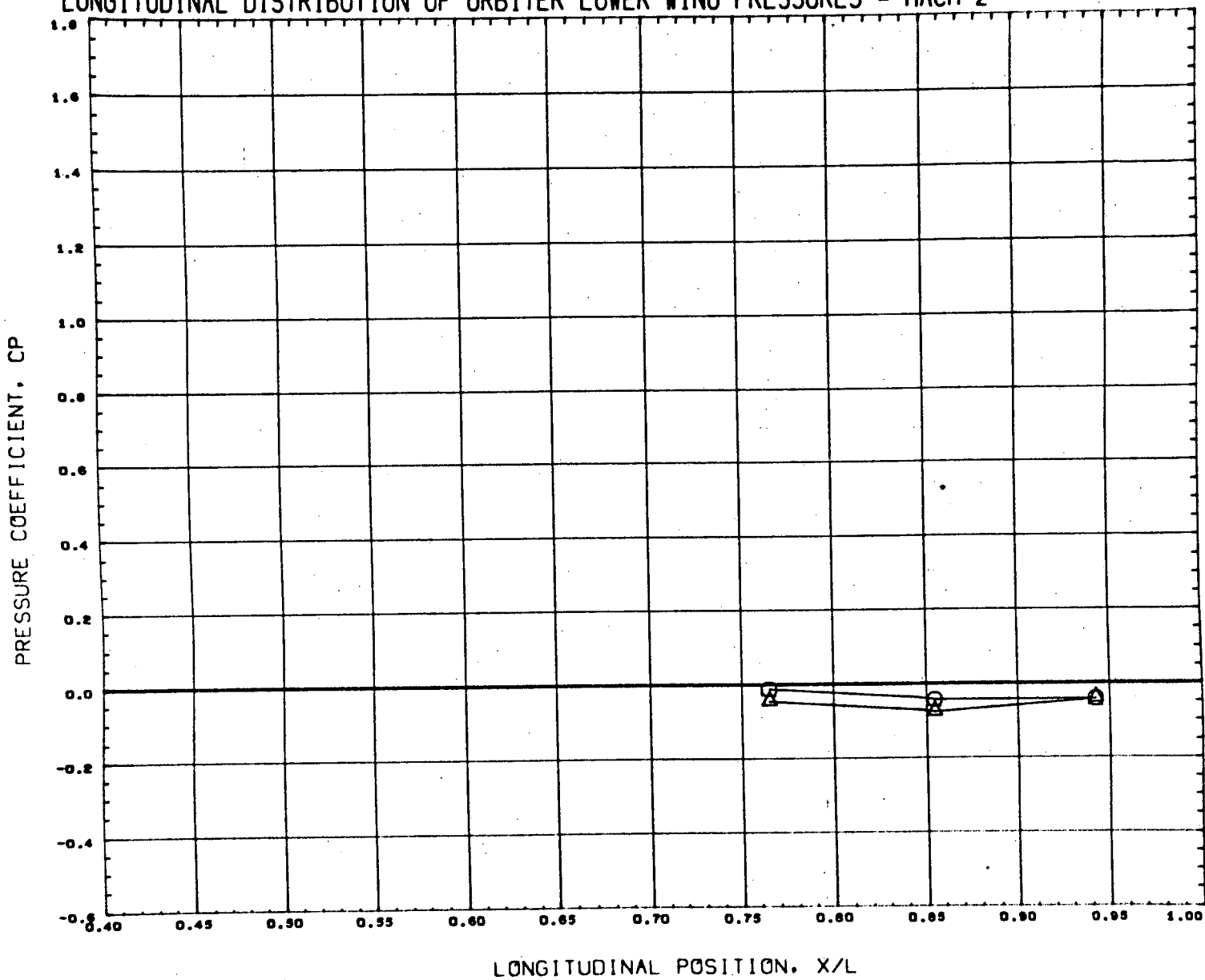
REFERENCE FILE

AEDC VA1163 MDAC ORBITER (LOWER WING)

•HT8223•

PAGE 394

# LONGITUDINAL DISTRIBUTION OF ORBITER LOWER WING PRESSURES - MACH 2



SYMBOL	DELTA X	Y/B	DELTA Z
○	0.391	0.368	0.908
△	0.520		

PARAMETRIC VALUES			
ALPHAB	0.002	MACH	2.000
ALPHAI	0.000	ORBPOW	0.000
BSTPOW	0.000		

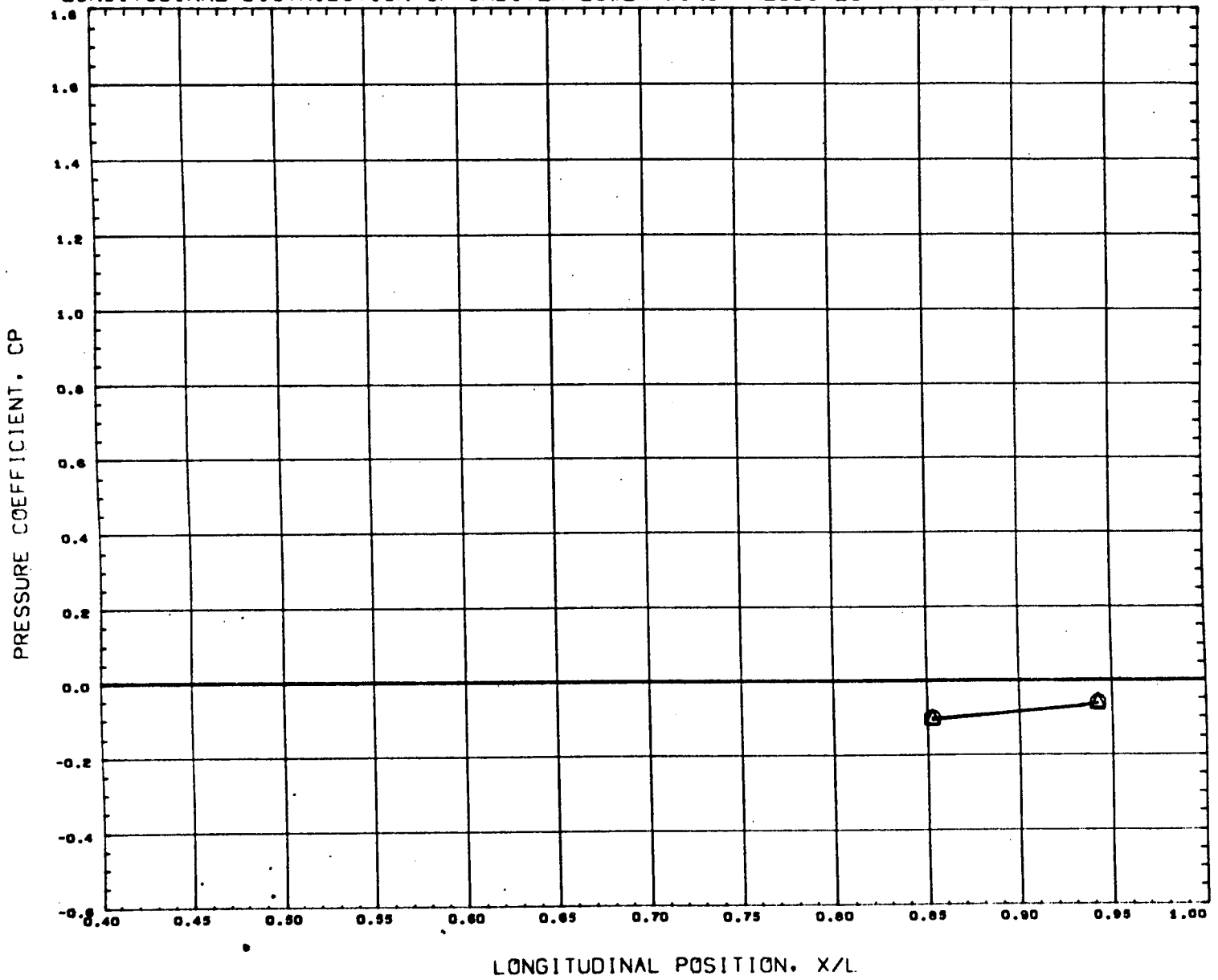
REFERENCE FILE

AEDC VA1163 MDAC ORBITER (LOWER WING)

•HT8223•

PAGE 395

# LONGITUDINAL DISTRIBUTION OF ORBITER LOWER WING PRESSURES - MACH 2



SYMBOL	DELTA X	Y/B	DELTA Z
○	0.391	0.736	0.908
△	0.520		

PARAMETRIC VALUES			
ALPHA B	0.002	MACH	2.000
ALPHA I	0.000	ORSPOW	0.000
BSTPOW	0.000		

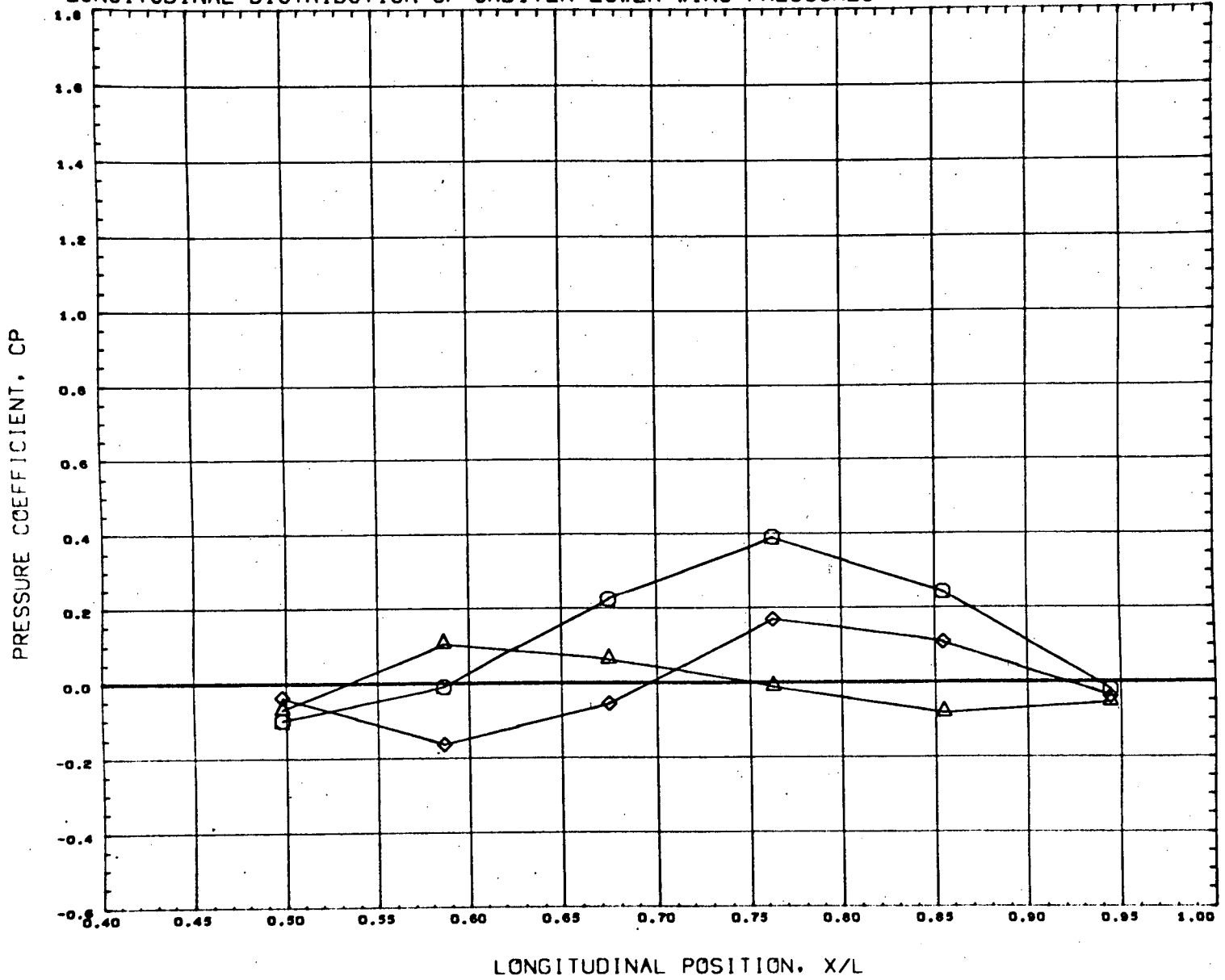
REFERENCE FILE

AEDC VA1163 MDAC ORBITER (LOWER WING)

•HT8223•

PAGE 396

# LONGITUDINAL DISTRIBUTION OF ORBITER LOWER WING PRESSURES - MACH 2



SYMBOL	DELTA X	Y/B	DELTA Z
○	0.143	0.230	0.120
△	0.103		
◇	0.226		

PARAMETRIC VALUES			
ALPHAB	5.009	MACH	2.000
ALPHAT	0.000	ORBPOW	0.000
BSTPOW	0.000		

REFERENCE FILE

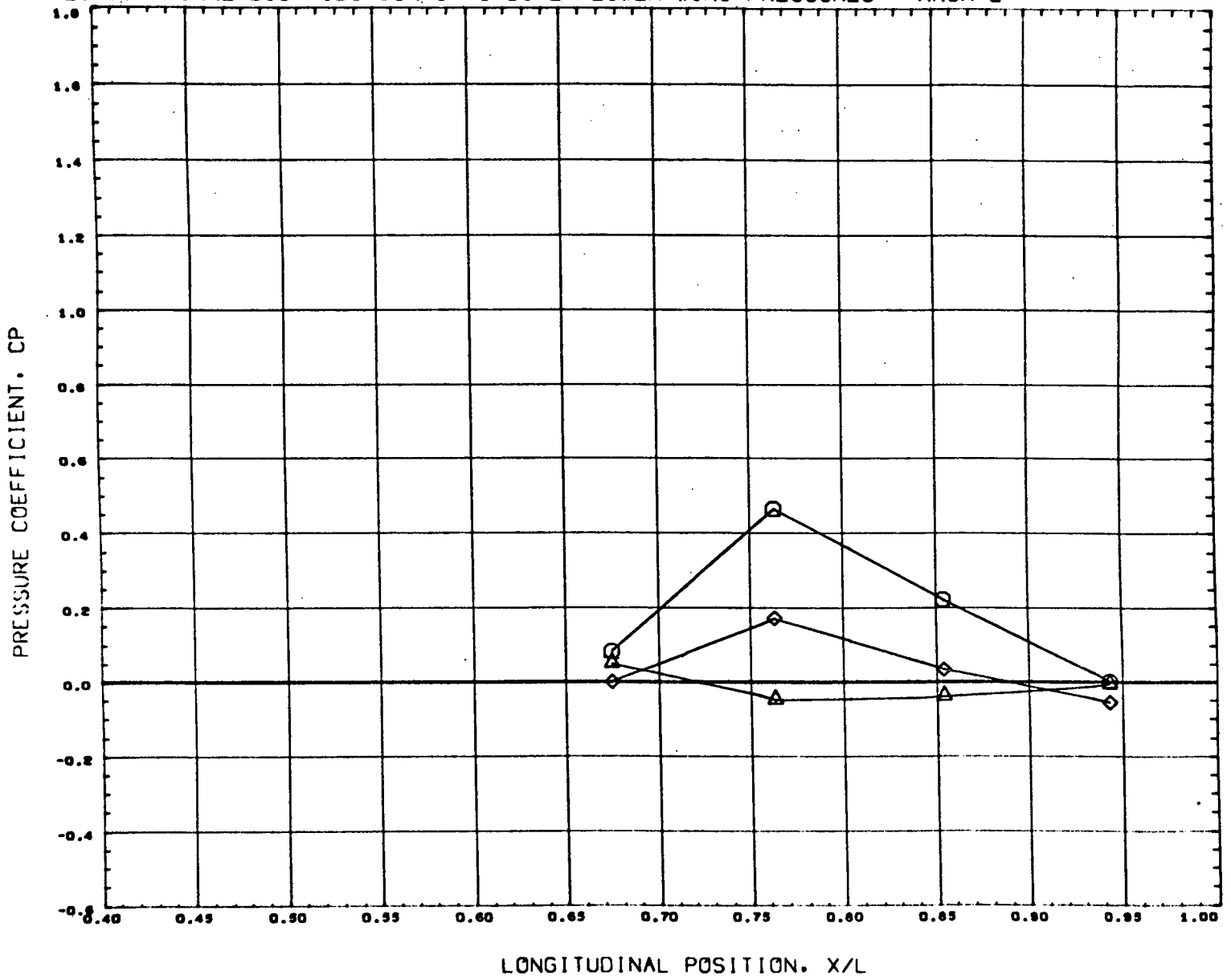
AEDC VA1163 MDAC ORBITER (LOWER WING)

•HT8224•

PAGE 397



# LONGITUDINAL DISTRIBUTION OF ORBITER LOWER WING PRESSURES - MACH 2



SYMBOL	DELTA X	Y/B	DELTA Z
○	0.143	0.399	0.120
△	0.103		
◇	0.226		

PARAMETRIC VALUES			
ALPHAB	5.009	MACH	2.000
ALPHA1	0.000	ORBPOW	0.000
BSTPOW	0.000		

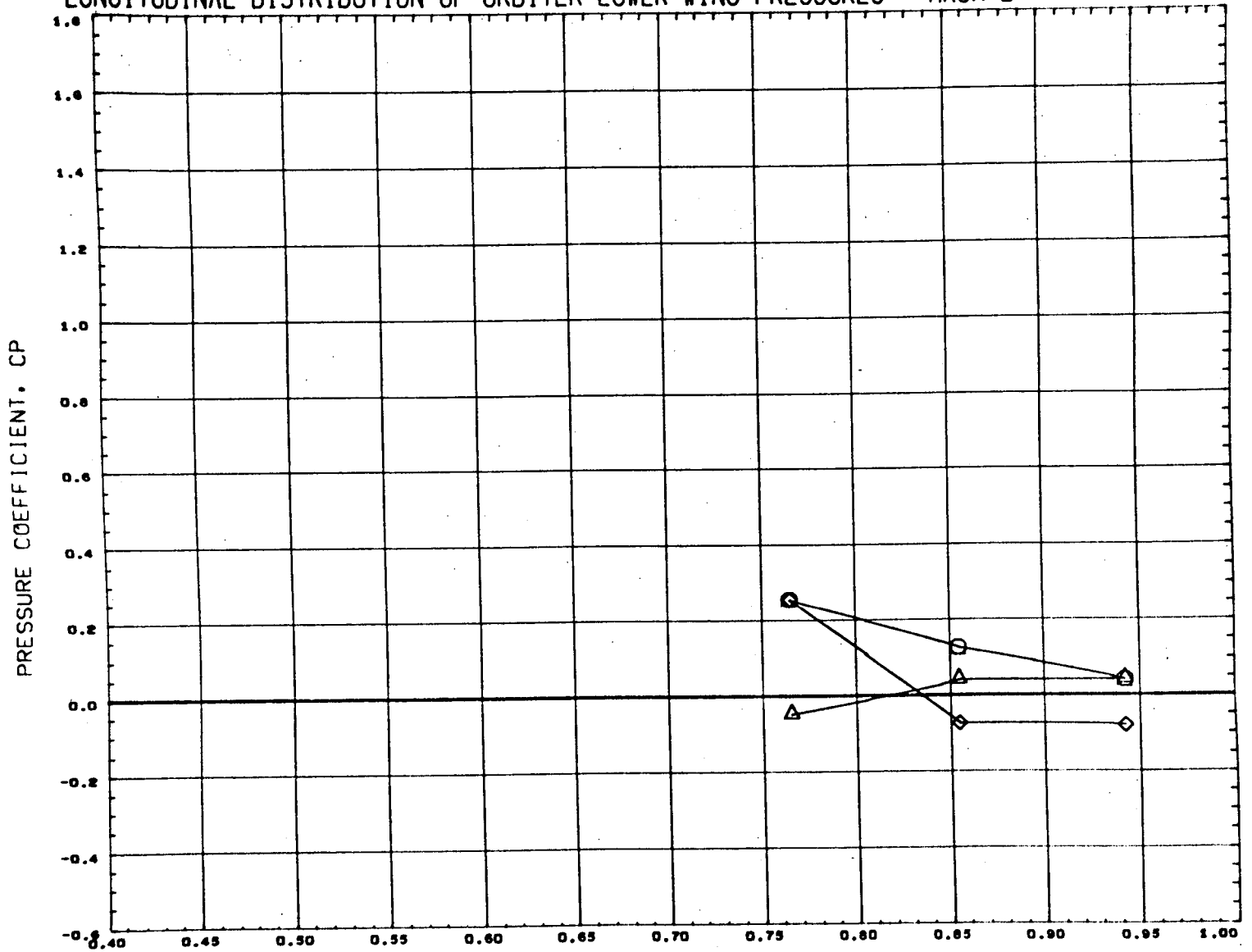
REFERENCE FILE

AEDC VA1163 MDAC ORBITER (LOWER WING)

•HT8224•

PAGE 398

# LONGITUDINAL DISTRIBUTION OF ORBITER LOWER WING PRESSURES - MACH 2

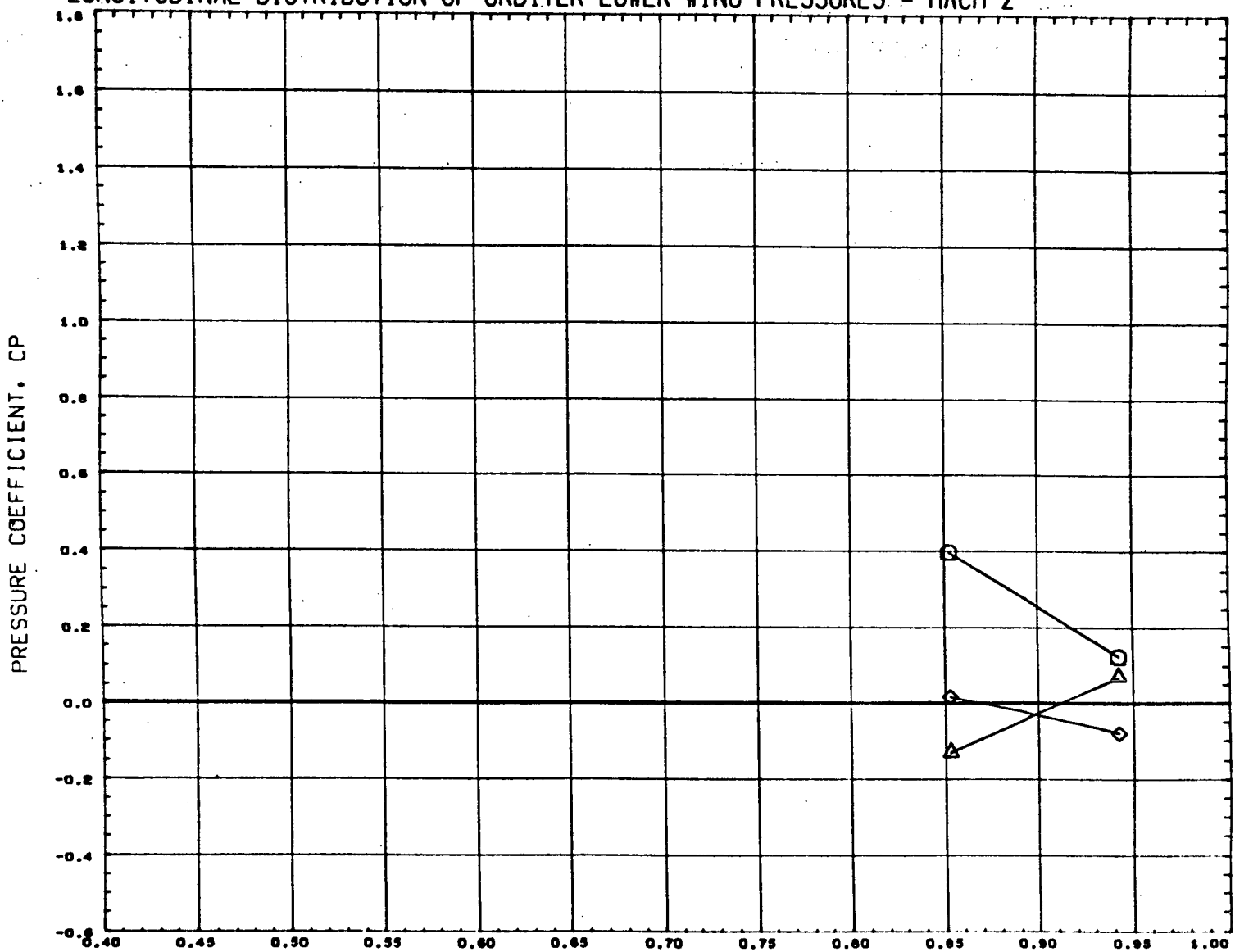


SYMBOL	DELTA X	Y/B	DELTA Z
○	0.143	0.568	0.120
△	0.103		
◇	0.226		

PARAMETRIC VALUES			
ALPHAB	5.009	MACH	2.000
ALPHA I	0.000	ORBPOW	0.000
BSTPOW	0.000		

REFERENCE FILE

# LONGITUDINAL DISTRIBUTION OF ORBITER LOWER WING PRESSURES - MACH 2



LONGITUDINAL POSITION, X/L

SYMBOL	DELTA X	Y/B	DELTA Z
○	0.143	0.730	0.120
△	0.103		
◇	0.226		

PARAMETRIC VALUES			
ALPHA B	5.009	MACH	2.000
ALPHA I	0.000	ORBPOW	0.000
BSTPOW	0.000		

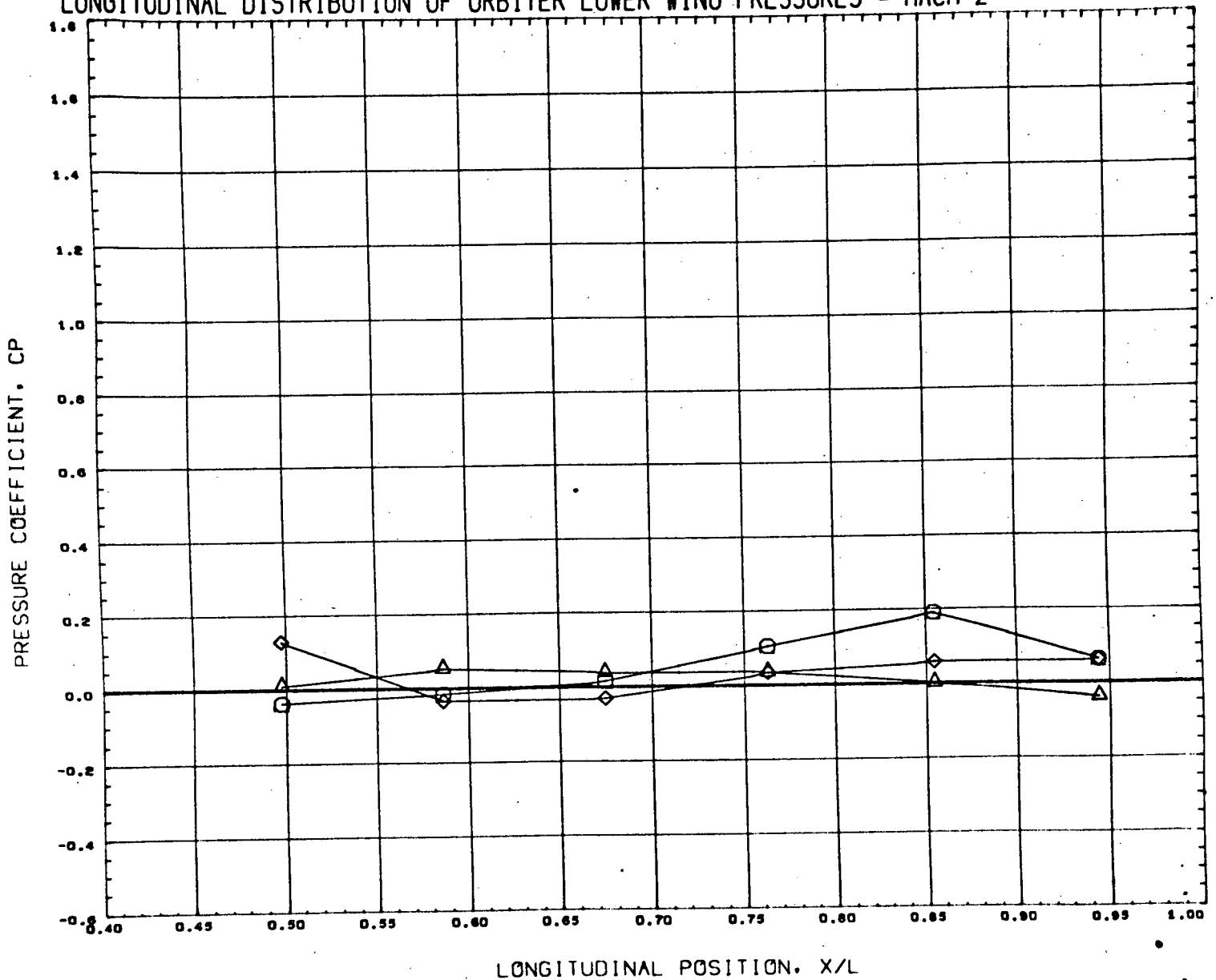
REFERENCE FILE:

AEDC VA1163 MDAC ORBITER (LOWER WING)

•HT8224•

PAGE 400

# LONGITUDINAL DISTRIBUTION OF ORBITER LOWER WING PRESSURES - MACH 2



SYMBOL	DELTA X	Y/B	DELTA Z
○	0.144	0.230	0.151
△	0.103		
◇	0.226		

PARAMETRIC VALUES			
ALPHAB	5.009	MACH	2.000
ALPHA1	0.000	ORBPOW	0.000
BSTPOW	0.000		

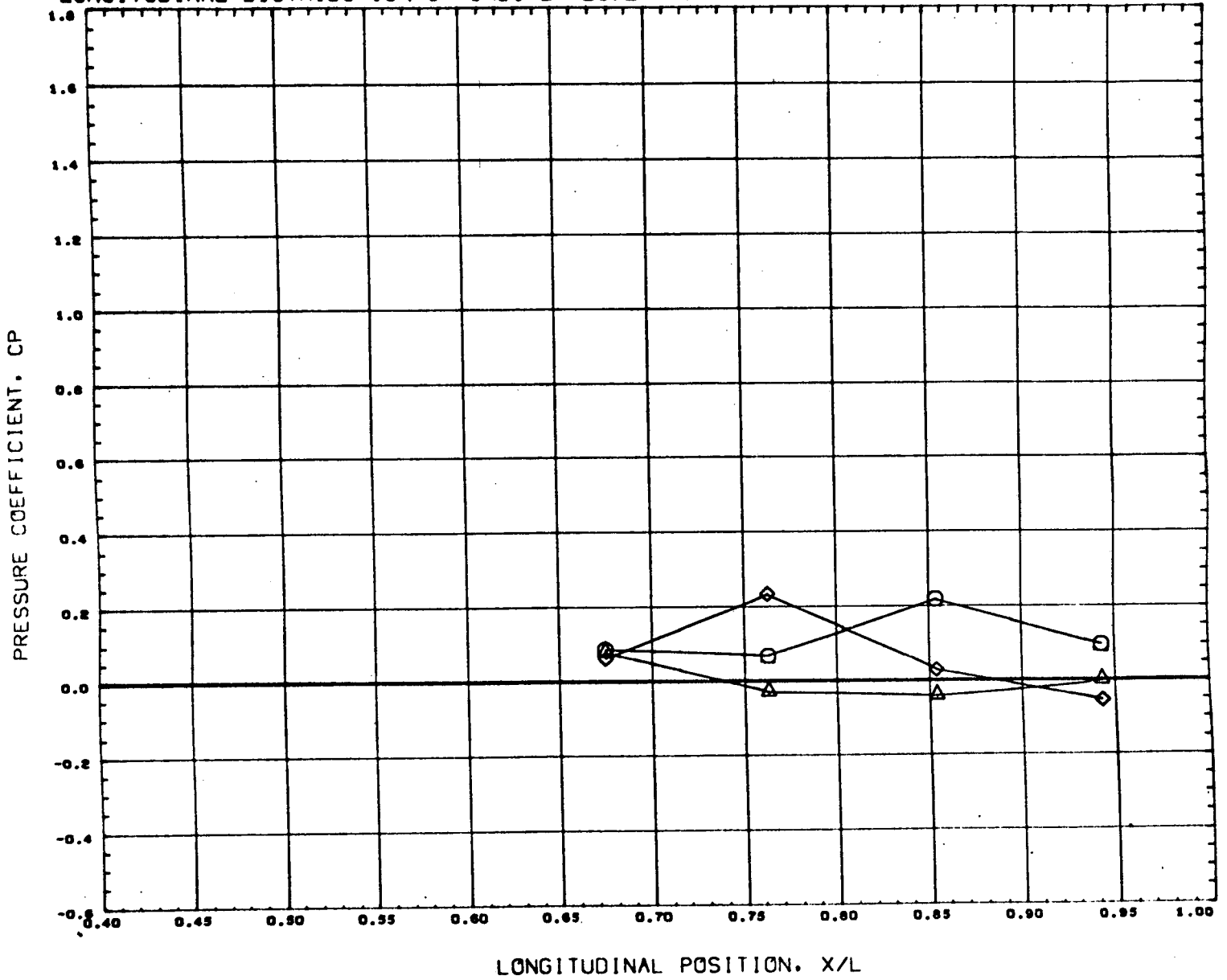
REFERENCE FILE

AEDC VA1163 MDAC ORBITER (LOWER WING)

•HT8224•

PAGE 401

# LONGITUDINAL DISTRIBUTION OF ORBITER LOWER WING PRESSURES - MACH 2



SYMBOL	DELTA X	Y/B	DELTA Z
○	0.244	0.399	0.151
△	0.103		
◇	0.226		

PARAMETRIC VALUES			
ALPHAB	5.009	MACH	2.000
ALPHAI	0.000	ORBPOW	0.000
BSTPOW	0.000		

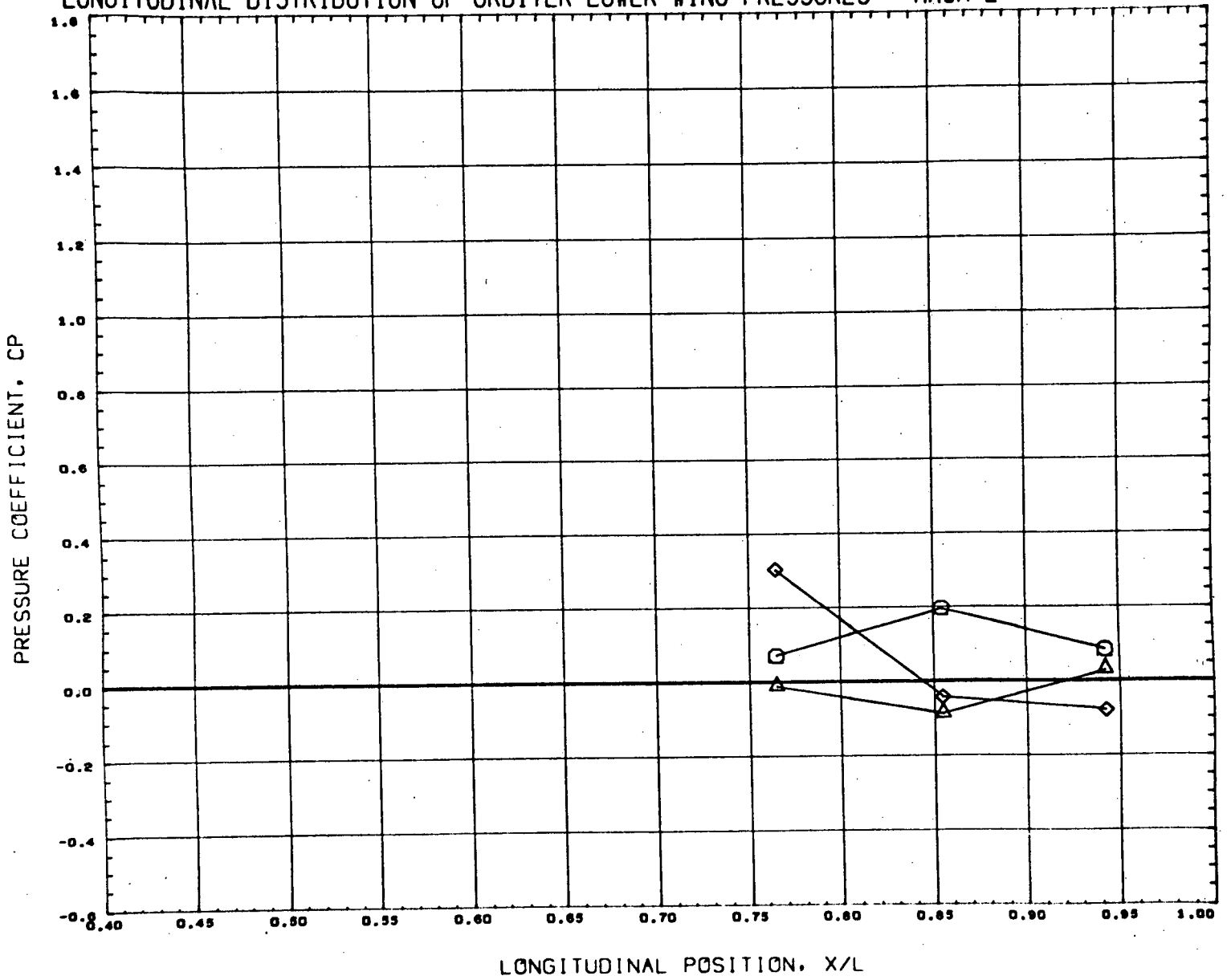
REFERENCE FILE

AEDC VA1163 MDAC ORBITER (LOWER WING)

•HT8224•

PAGE 402

# LONGITUDINAL DISTRIBUTION OF ORBITER LOWER WING PRESSURES - MACH 2



SYMBOL	DELTA X	Y/B	DELTA Z
○	0.144	0.566	0.151
△	0.103		
◇	0.226		

PARAMETRIC VALUES			
ALPHA B	5.009	MACH	2.000
ALPHA I	0.000	ORSPOW	0.000
BSTPOW	0.000		

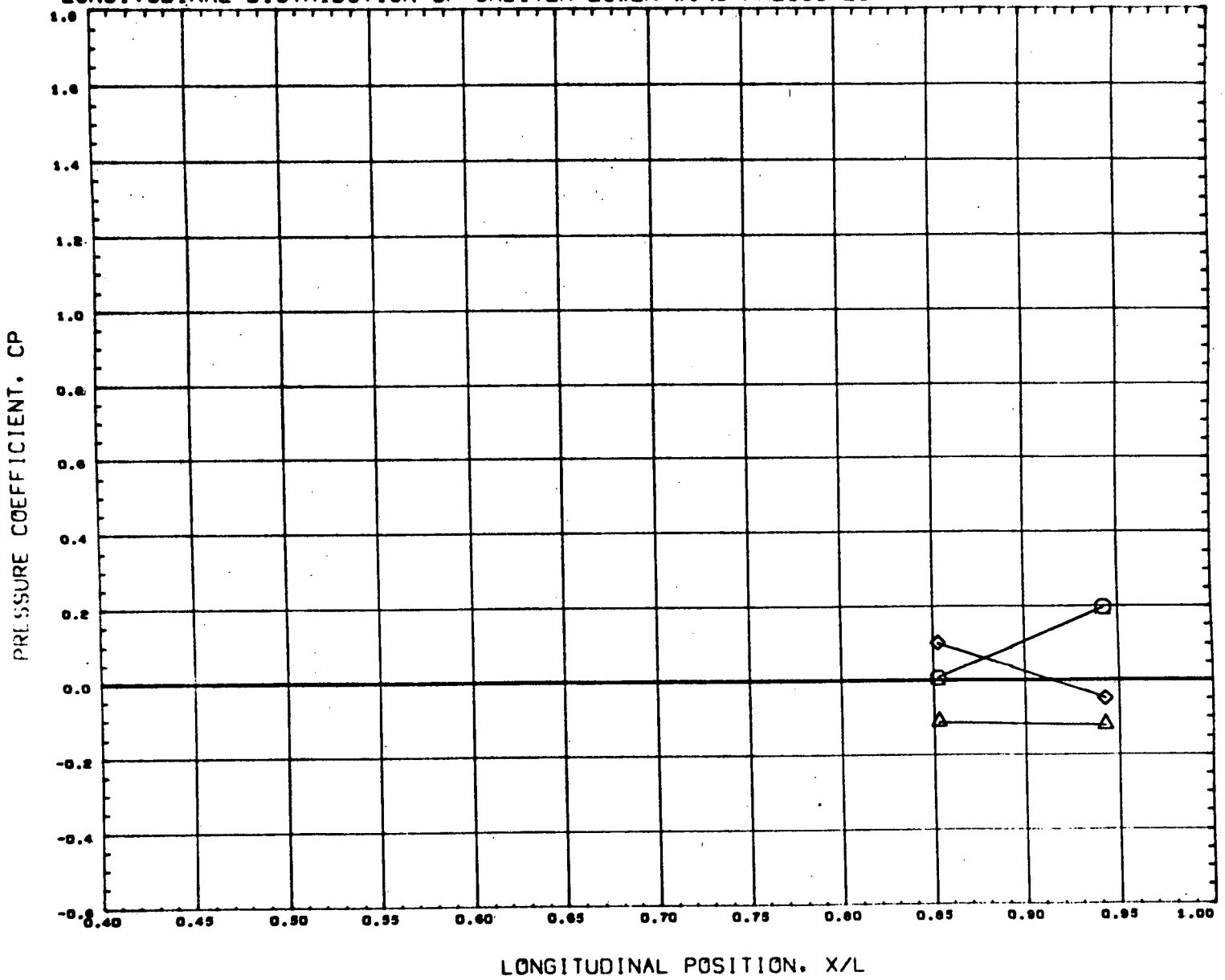
REFERENCE FILE

AEDC VA1163 MDAC ORBITER (LOWER WING)

•HT8224•

PAGE 403

# LONGITUDINAL DISTRIBUTION OF ORBITER LOWER WING PRESSURES - MACH 2



SYMBOL	DELTA X	Y/B	DELTA Z
○	0.144	0.736	0.151
△	0.103		
◇	0.226		

PARAMETRIC VALUES			
ALPHAB	5.009	MACH	2.000
ALPHA I	0.000	ORBPOW	0.000
BSTPOW	0.000		

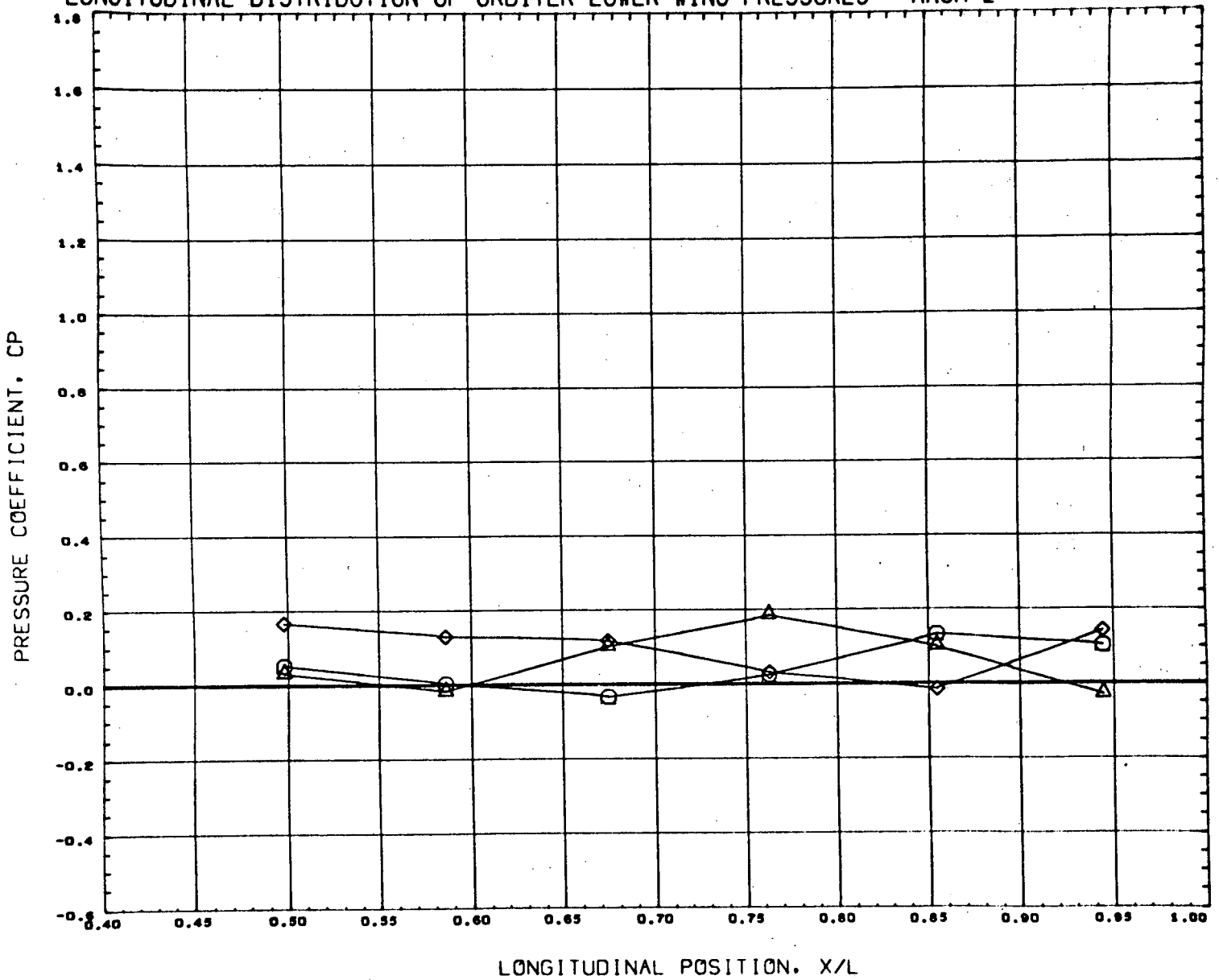
REFERENCE FILE

AEDC VA1163 MDAC ORBITER (LOWER WING)

•HT8224•

PAGE 404

# LONGITUDINAL DISTRIBUTION OF ORBITER LOWER WING PRESSURES - MACH 2



SYMBOL	DELTA X	Y/B	DELTA Z
○	0.144	0.230	0.226
△	0.103		
◇	0.226		

PARAMETRIC VALUES			
ALPHAB	5.009	MACH	2.000
ALPHA1	0.000	ORBPOW	0.000
BSTPOW	0.000		

REFERENCE FILE

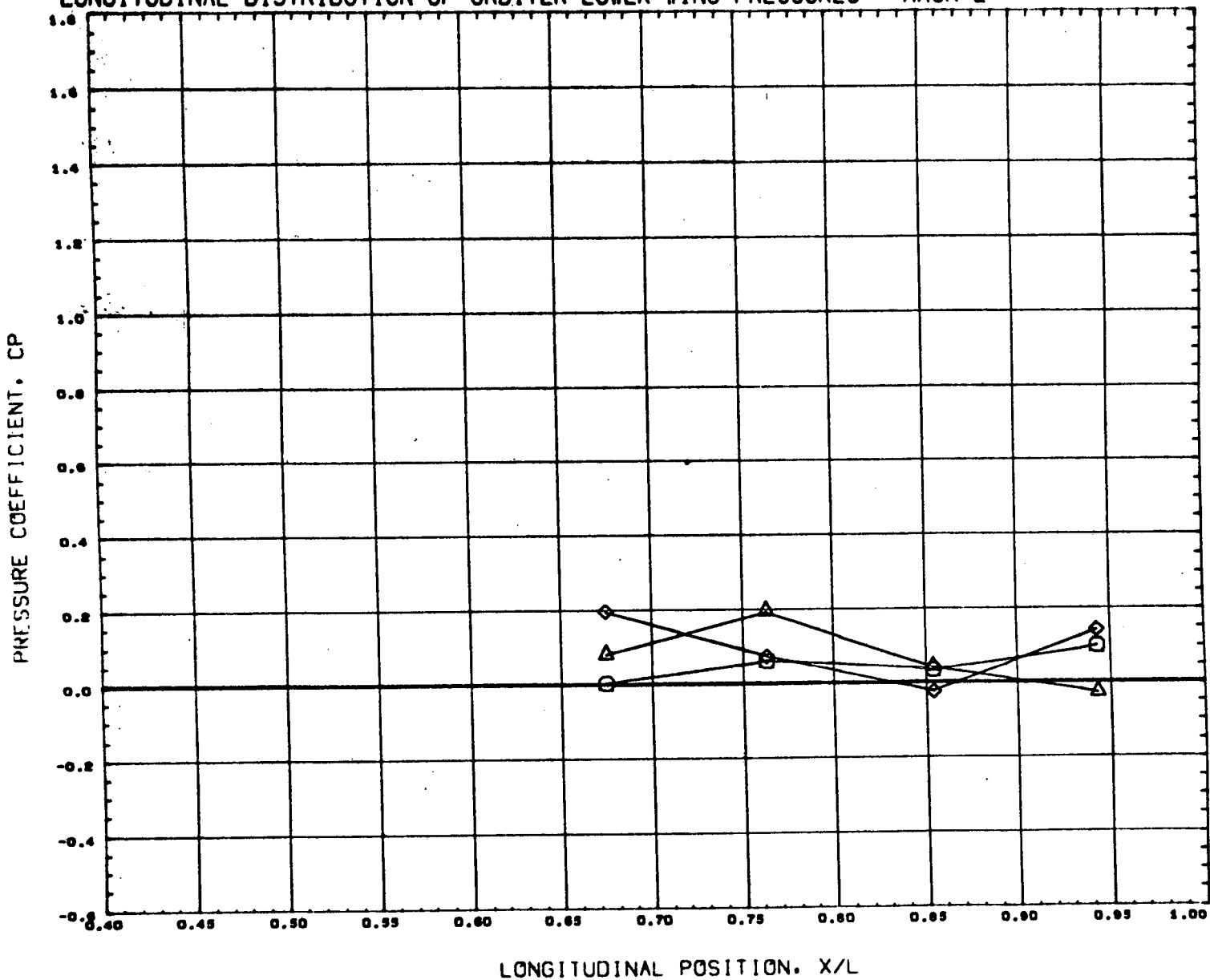
AEDC VA1163 MOAC ORBITER (LOWER WING)

•HT8224•

PAGE 405



# LONGITUDINAL DISTRIBUTION OF ORBITER LOWER WING PRESSURES - MACH 2



SYMBOL	DELTA X	Y/B	DELTA Z
○	0.144	0.399	0.226
△	0.103		
◇	0.226		

PARAMETRIC VALUES			
ALPHAB	3.000	MACH	2.000
ALPHA I	0.000	ORBPOW	0.000
BSTPOW	0.000		

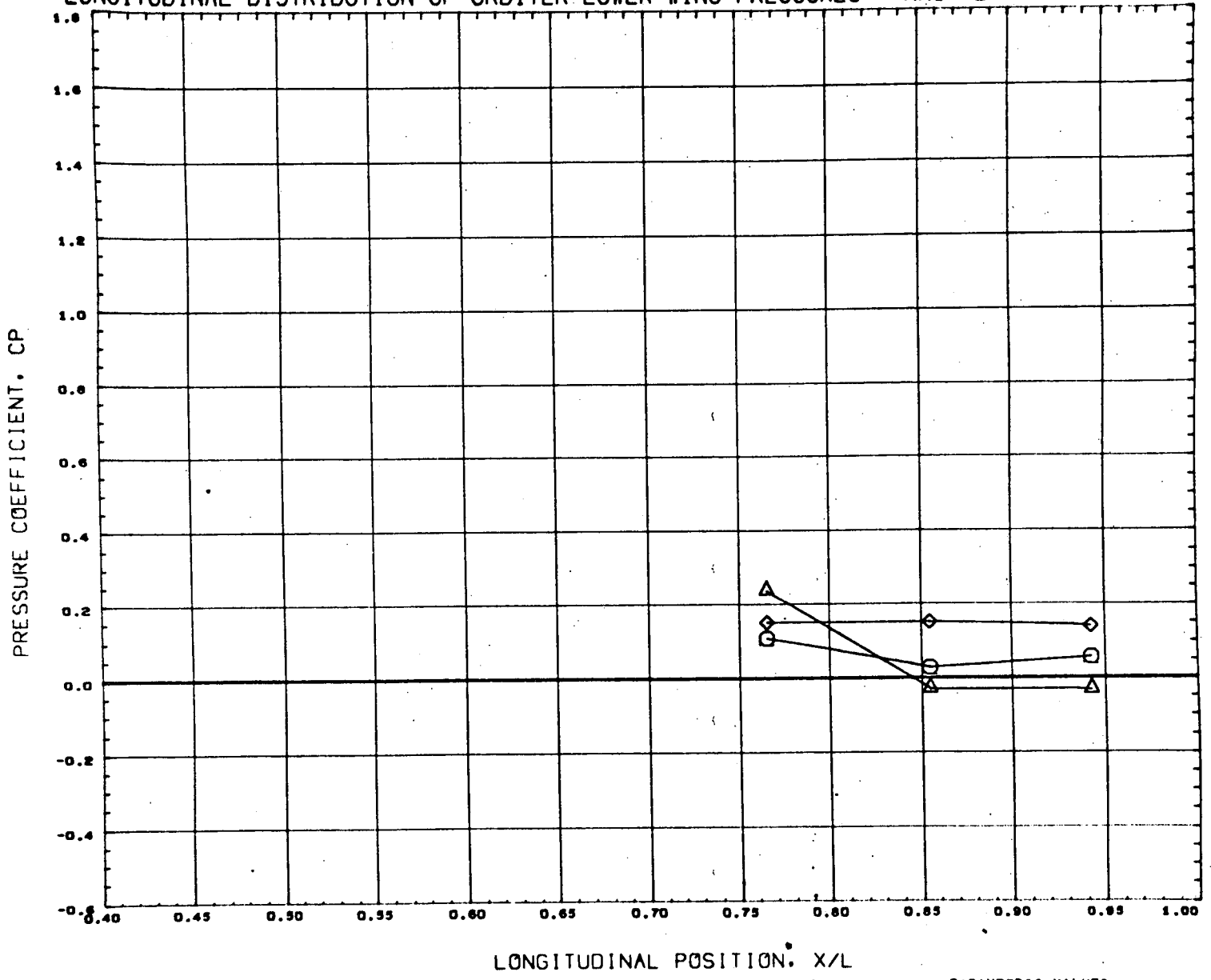
REFERENCE FILE

AEDC VA1163 MDAC ORBITER (LOWER WING)

•HT8224•

PAGE 406

# LONGITUDINAL DISTRIBUTION OF ORBITER LOWER WING PRESSURES - MACH 2

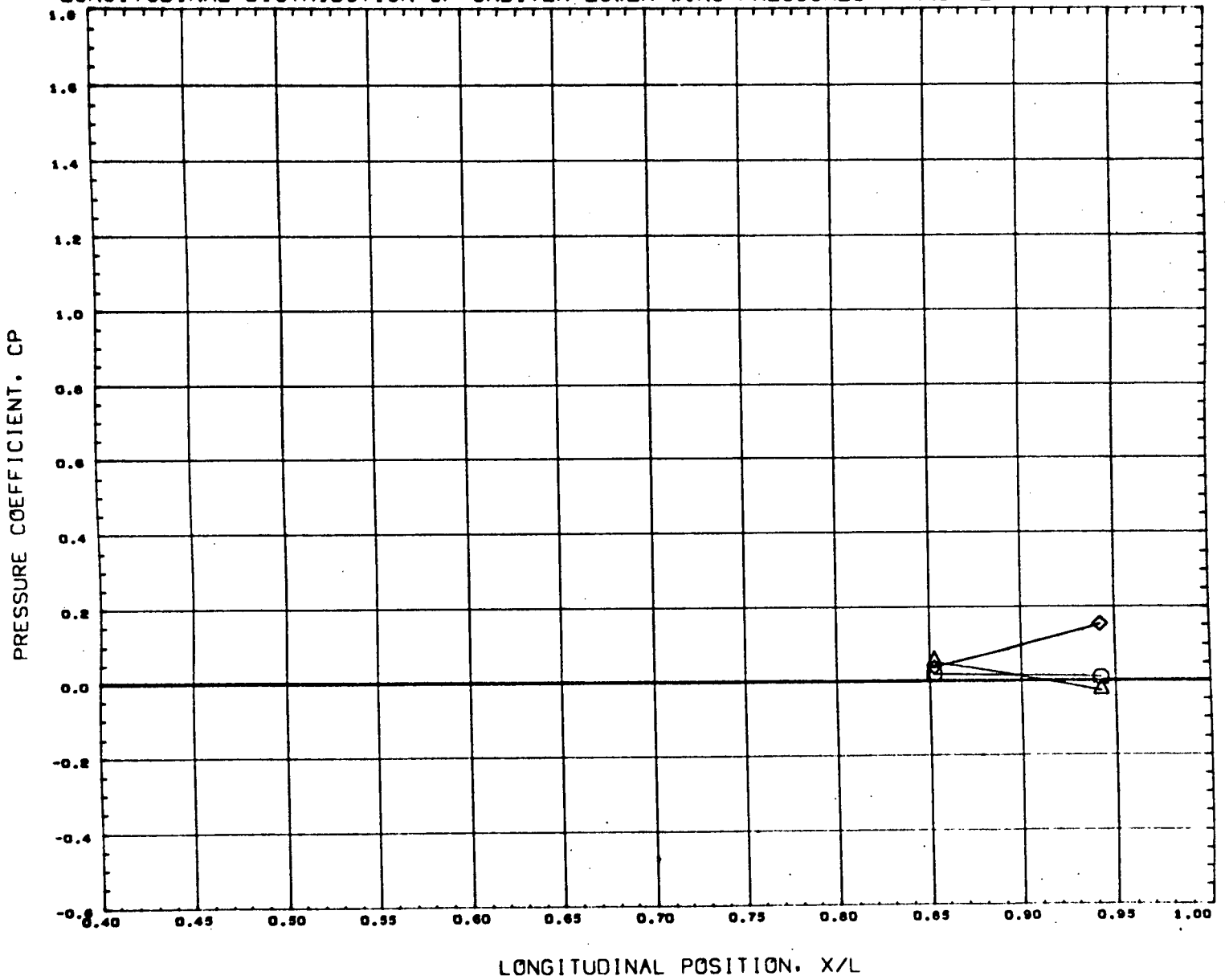


SYMBOL	DELTA X	Y/B	DELTA Z
○	0.144	0.566	0.226
△	0.103		
◇	0.226		

PARAMETRIC VALUES		
ALPHAB	5.009	MACH 2.000
ALPHAI	0.000	ORBPOW 0.000
BSTPOW	0.000	

REFERENCE FILE

# LONGITUDINAL DISTRIBUTION OF ORBITER LOWER WING PRESSURES - MACH 2



SYMBOL	DELTA X	Y/B	DELTA Z
○	0.144	0.736	0.228
△	0.103		
◇	0.226		

PARAMETRIC VALUES			
ALPHAB	3.009	MACH	2.000
ALPHA1	0.000	ORBPOW	0.000
BSTPOW	0.000		

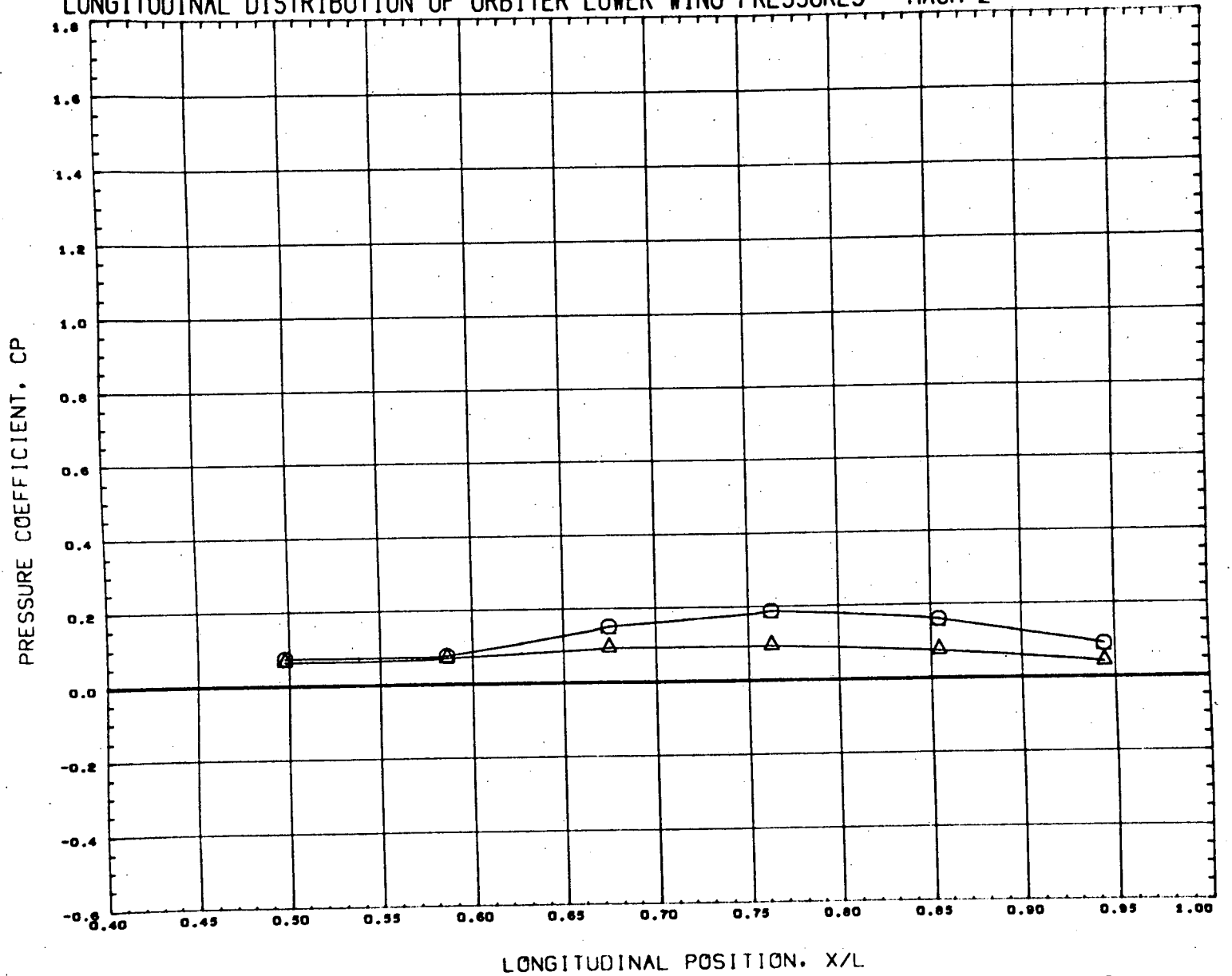
REFERENCE FILE

AEDC VA1163 MDAC ORBITER (LOWER WING)

•HT8224•

PAGE 408

# LONGITUDINAL DISTRIBUTION OF ORBITER LOWER WING PRESSURES - MACH 2



SYMBOL	DELTA X	Y/B	DELTA Z
○	0.391	0.230	0.908
△	0.520		

PARAMETRIC VALUES			
ALPHA B	9.009	MACH	2.000
ALPHA I	0.000	ORSPOW	0.000
BSTPOW	0.000		

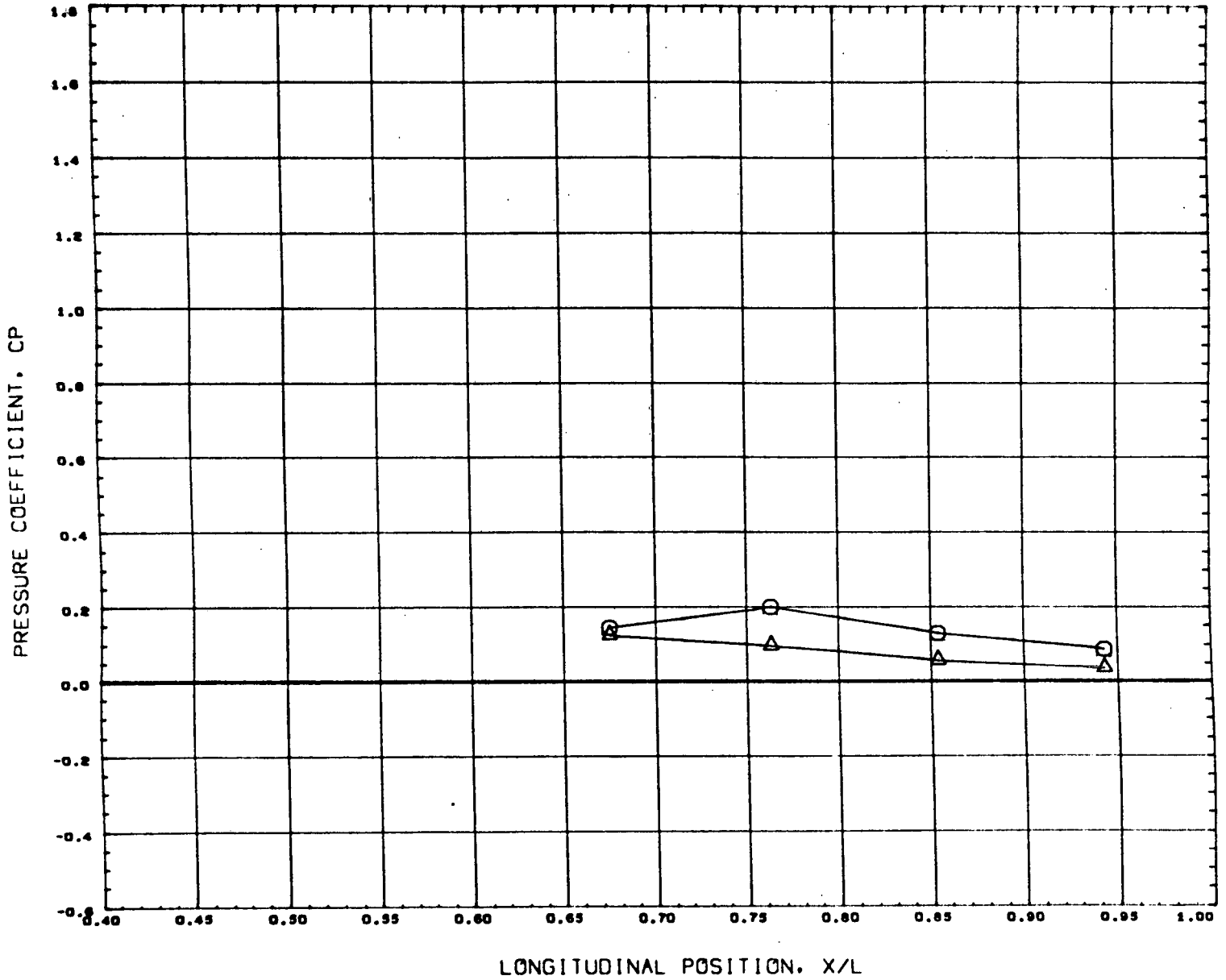
REFERENCE FILE

AEDC VA1163 MDAC ORBITER (LOWER WING)

•HT8224•

PAGE 409

# LONGITUDINAL DISTRIBUTION OF ORBITER LOWER WING PRESSURES - MACH 2



SYMBOL	DELTA X	Y/B	DELTA Z
○	0.391	0.399	0.908
△	0.380		

PARAMETRIC VALUES			
ALPHAB	5.009	MACH	2.000
ALPHA I	0.000	ORBPOW	0.000
BSTPOW	0.000		

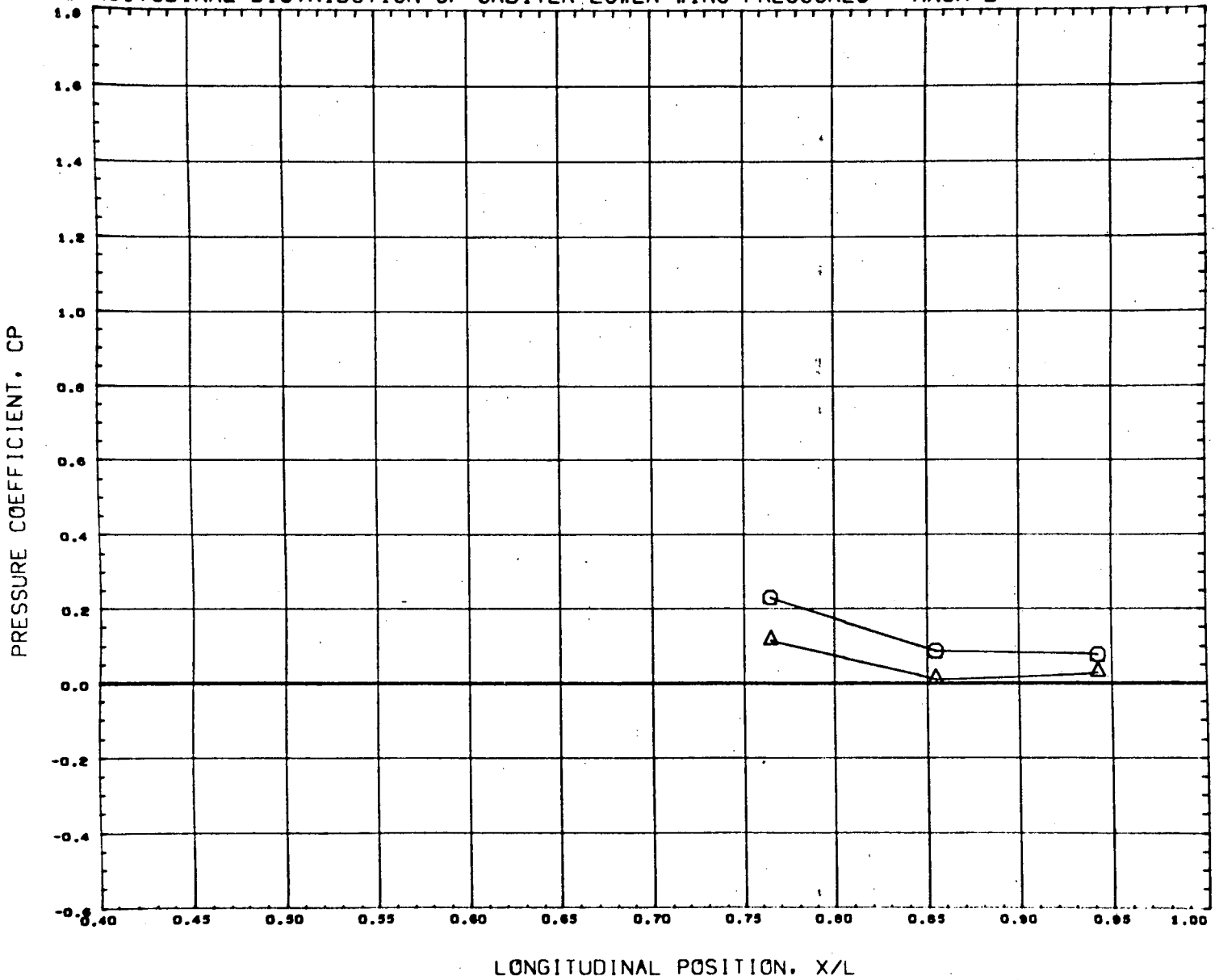
REFERENCE FILE

AEOC VA1163 MDAC ORBITER (LOWER WING)

•HT8224•

PAGE 410

# LONGITUDINAL DISTRIBUTION OF ORBITER LOWER WING PRESSURES - MACH 2



SYMBOL	DELTA X	Y/B	DELTA Z
○	0.391	0.566	0.908
△	0.320		

PARAMETRIC VALUES			
ALPHAB	5.009	MACH	2.000
ALPHA I	0.000	ORBP OW	0.000
BSTPOW	0.000		

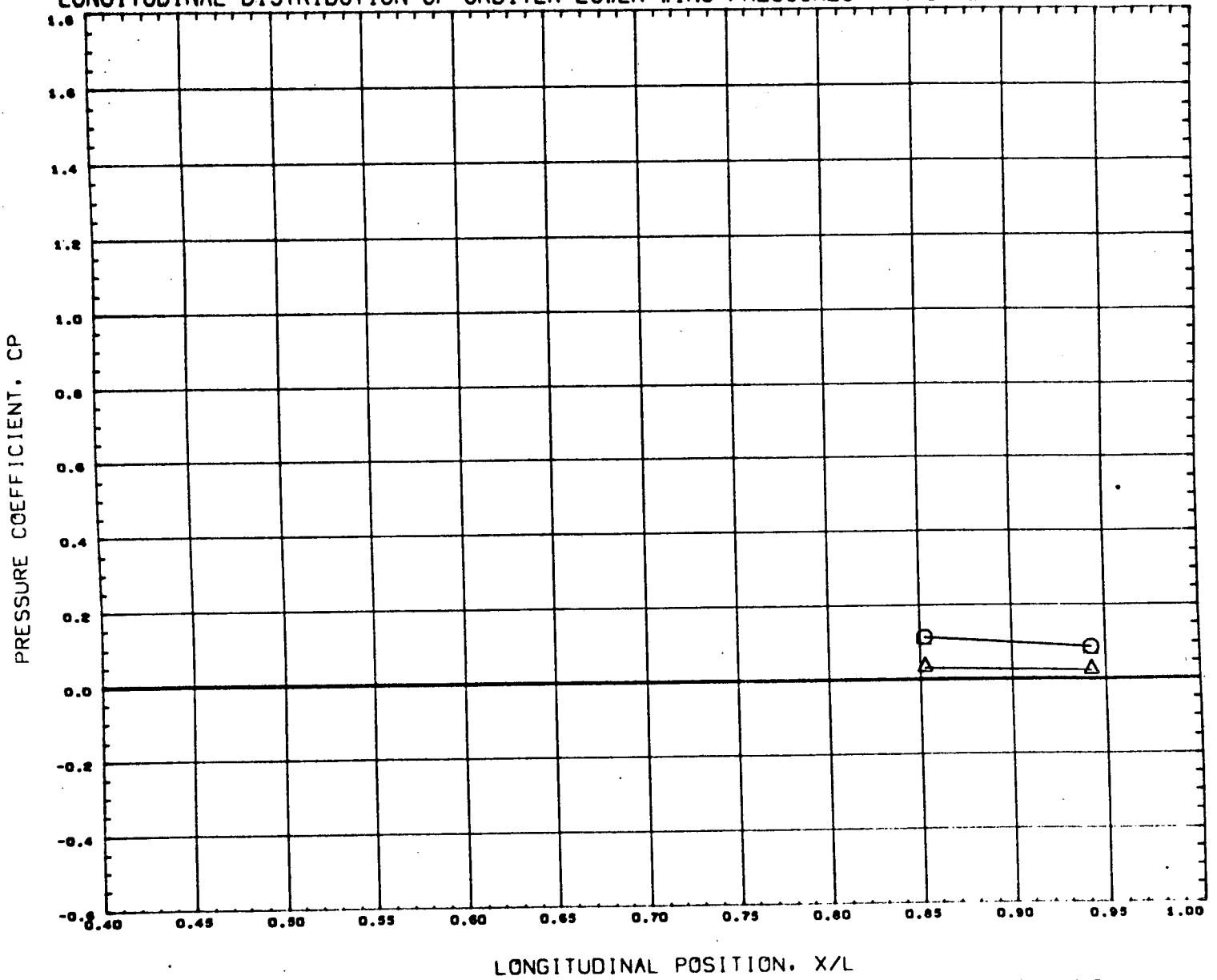
REFERENCE FILE

AEDC VA:163 MDAC ORBITER (LOWER WING)

•HT8224•

PAGE 411

# LONGITUDINAL DISTRIBUTION OF ORBITER LOWER WING PRESSURES - MACH 2



SYMBOL	DELTA X	Y/B	DELTA Z
○	0.391	0.738	0.908
△	0.520		

PARAMETRIC VALUES			
ALPHAB	5.008	MACH	2.000
ALPHA I	0.000	ORBPOW	0.000
BSTPOW	0.000		

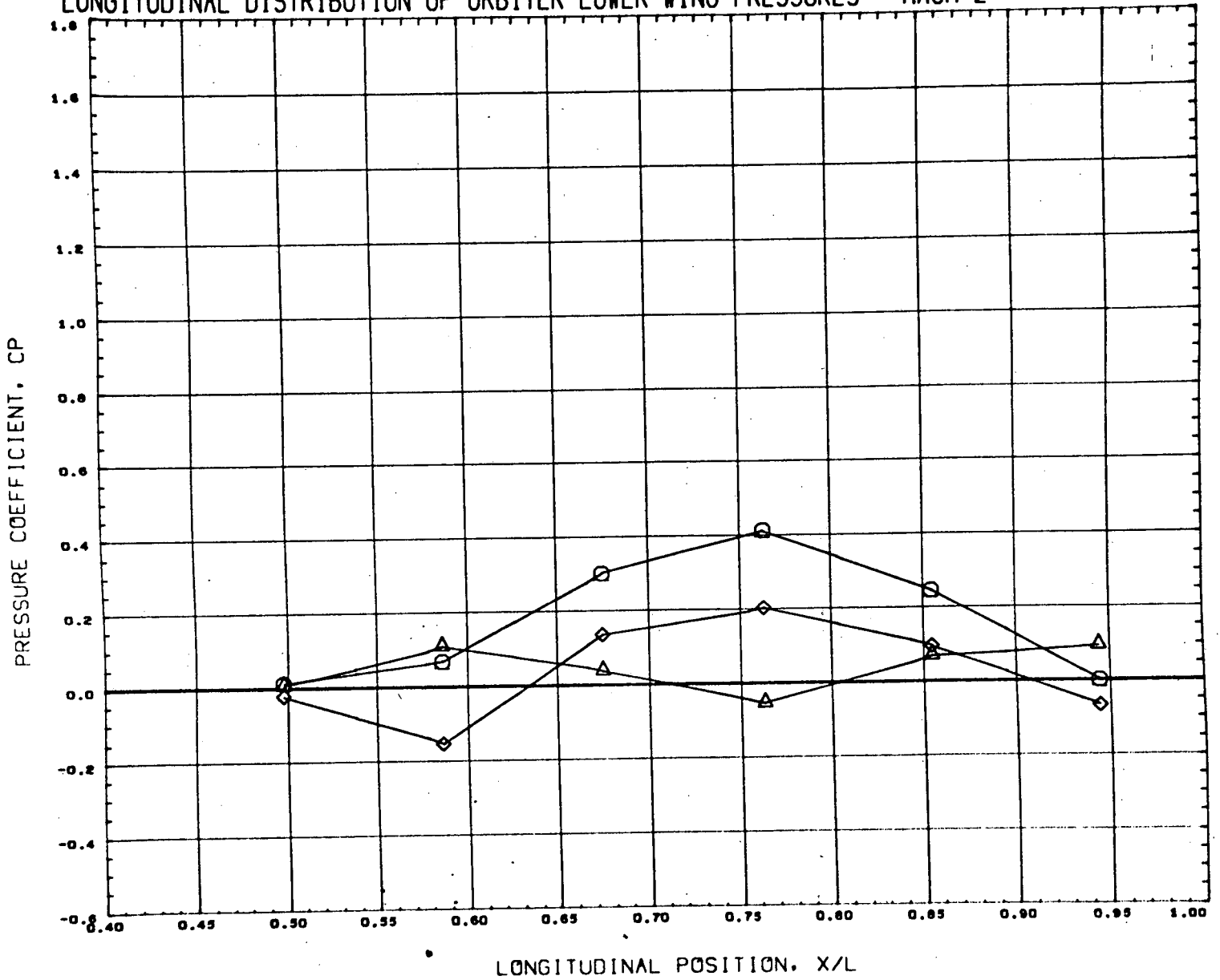
REFERENCE FILE

AEDC VA1163 MDAC ORBITER (LOWER WING)

•HT8224•

PAGE 412

# LONGITUDINAL DISTRIBUTION OF ORBITER LOWER WING PRESSURES - MACH 2



SYMBOL	DELTA X	Y/B	DELTA Z
○	0.143	0.230	0.120
△	0.103		
◇	0.226		

PARAMETRIC VALUES		
ALPHAB	10.002	MACH 2.000
ALPHA1	0.000	ORBPOW 0.000
BSTPOW	0.000	

REFERENCE FILE

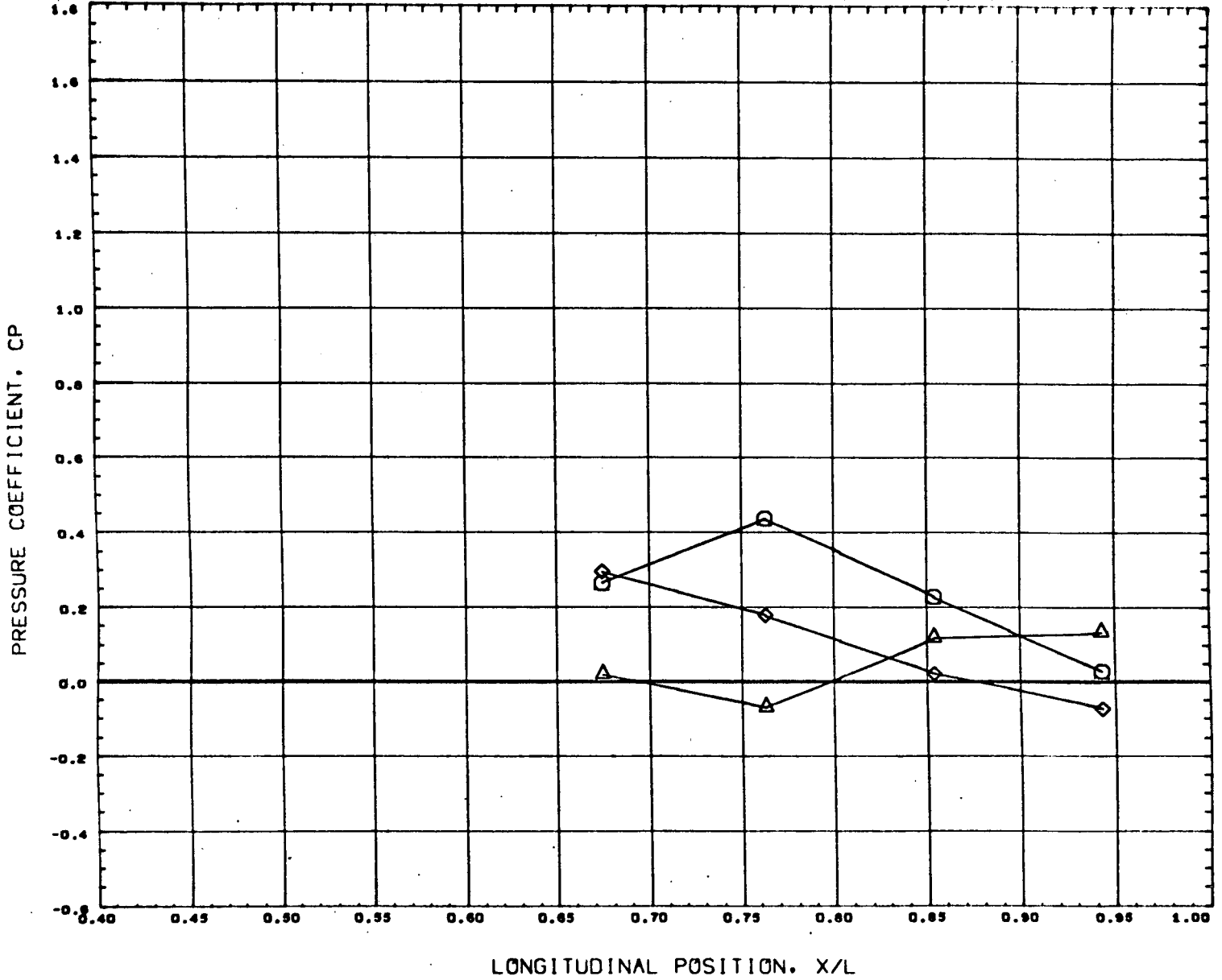
AEDC VA1163 MDAC ORBITER (LOWER WING)

•HT8225•

PAGE 413



# LONGITUDINAL DISTRIBUTION OF ORBITER LOWER WING PRESSURES - MACH 2

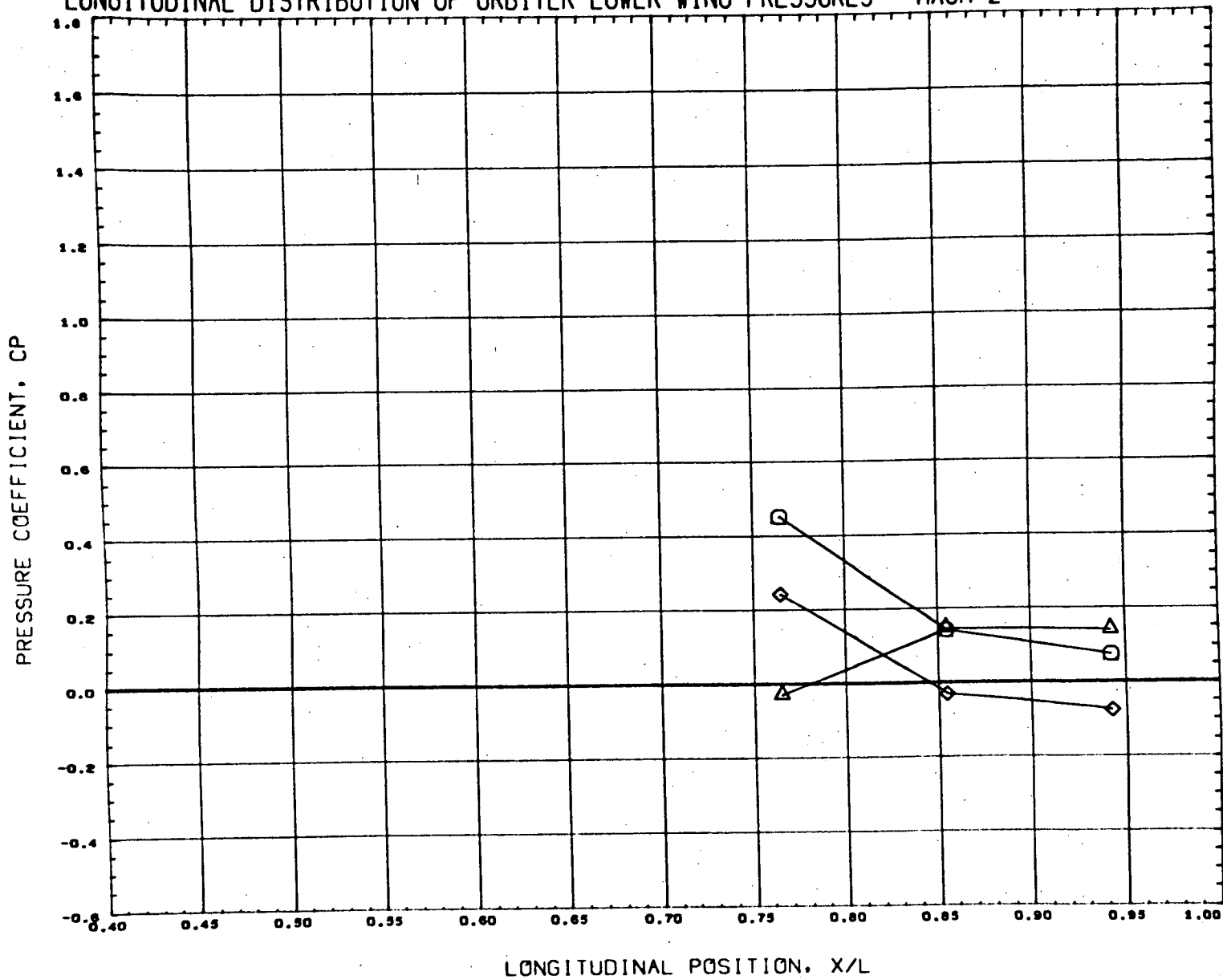


SYMBOL	DELTA X	Y/B	DELTA Z
○	0.143	0.399	0.120
△	0.103		
◇	0.226		

PARAMETRIC VALUES			
ALPHAB	10.002	MACH	2.000
ALPHA1	0.000	ORSPOW	0.000
BSTPOW	0.000		

REFERENCE FILE

# LONGITUDINAL DISTRIBUTION OF ORBITER LOWER WING PRESSURES - MACH 2



SYMBOL	DELTA X	Y/B	DELTA Z
○	0.143	0.568	0.120
△	0.103		
◇	0.226		

PARAMETRIC VALUES			
ALPHA B	10.002	MACH	2.000
ALPHA I	0.000	ORBPOW	0.000
BSTPOW	0.000		

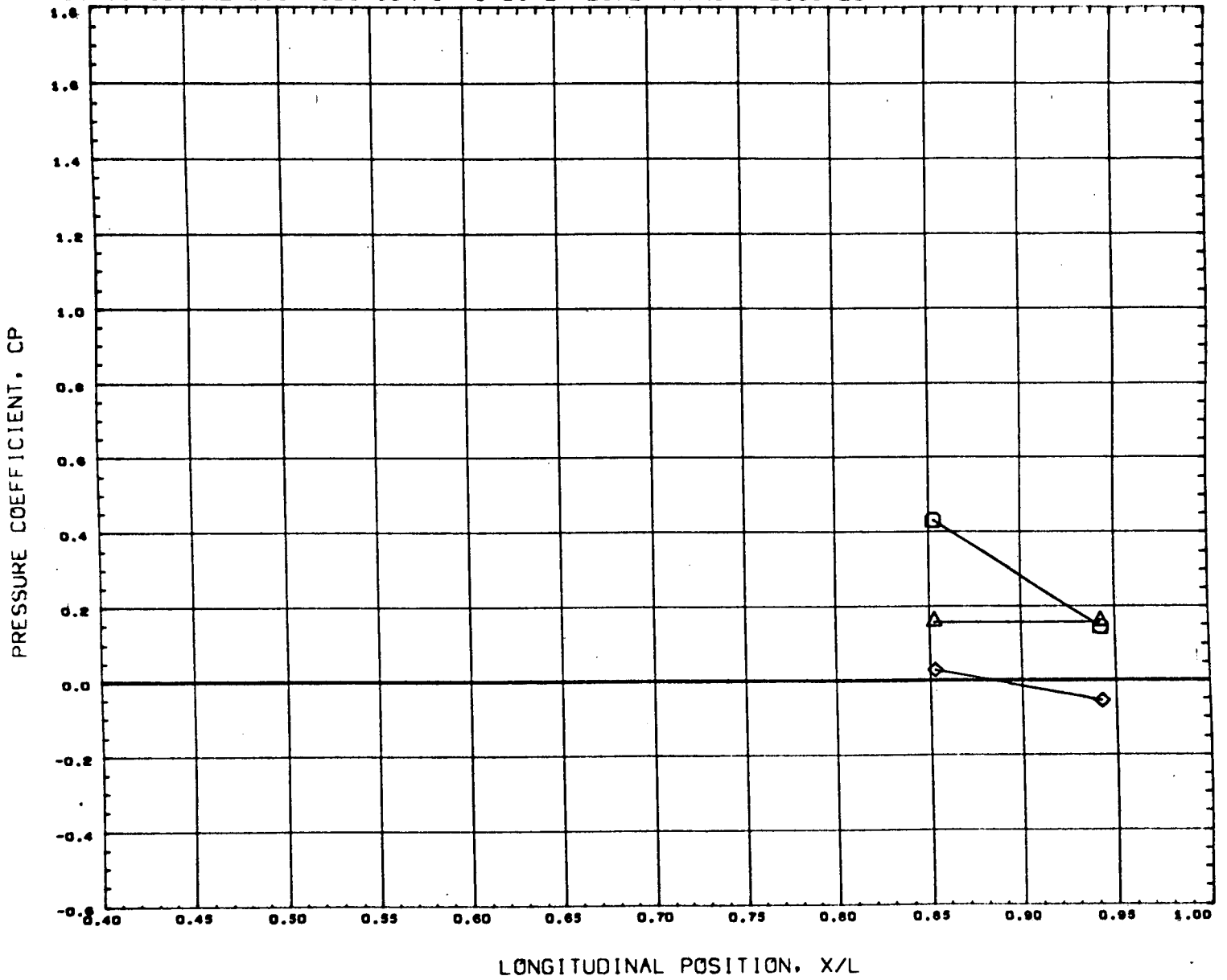
REFERENCE FILE

AEDC VA1163 MDAC ORBITER (LOWER WING)

•HT8225•

PAGE 415

# LONGITUDINAL DISTRIBUTION OF ORBITER LOWER WING PRESSURES - MACH 2



SYMBOL	DELTA X	Y/B	DELTA Z
□	0.143	0.738	0.120
△	0.103		
◇	0.226		

PARAMETRIC VALUES			
ALPHAB	10.002	MACH	2.000
ALPHA1	0.000	ORBPOW	0.000
BSTPOW	0.000		

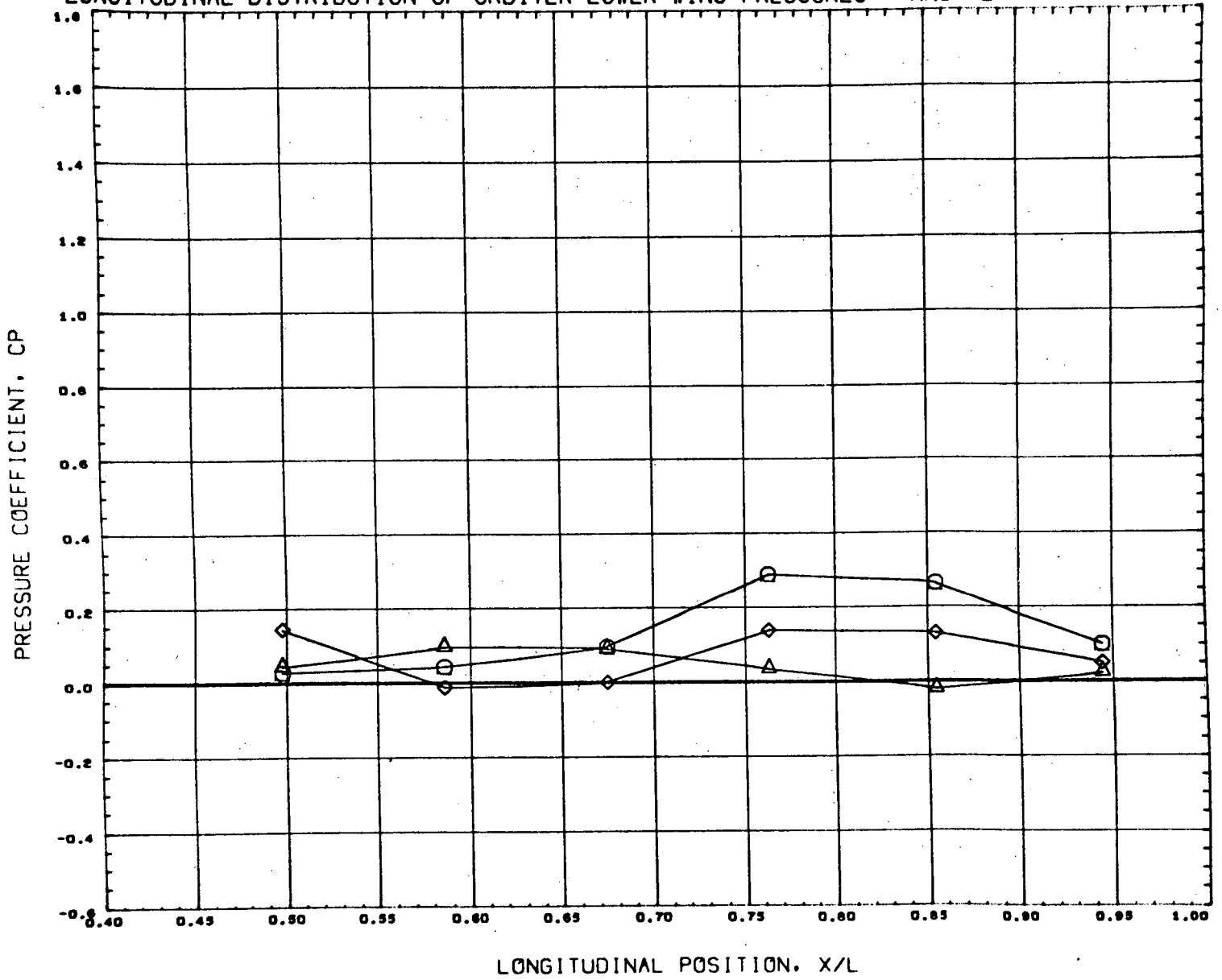
REFERENCE FILE

AEDC VA1163 MDAC ORBITER (LOWER WING)

•HT8225•

PAGE 416

# LONGITUDINAL DISTRIBUTION OF ORBITER LOWER WING PRESSURES - MACH 2



LONGITUDINAL POSITION, X/L

SYMBOL	DELTA X	Y/B	DELTA Z
○	0.144	0.230	0.131
△	0.103		
◇	0.226		

PARAMETRIC VALUES			
ALPHAB	10.002	MACH	2.000
ALPHA1	0.000	ORBPOW	0.000
BSTPOW	0.000		

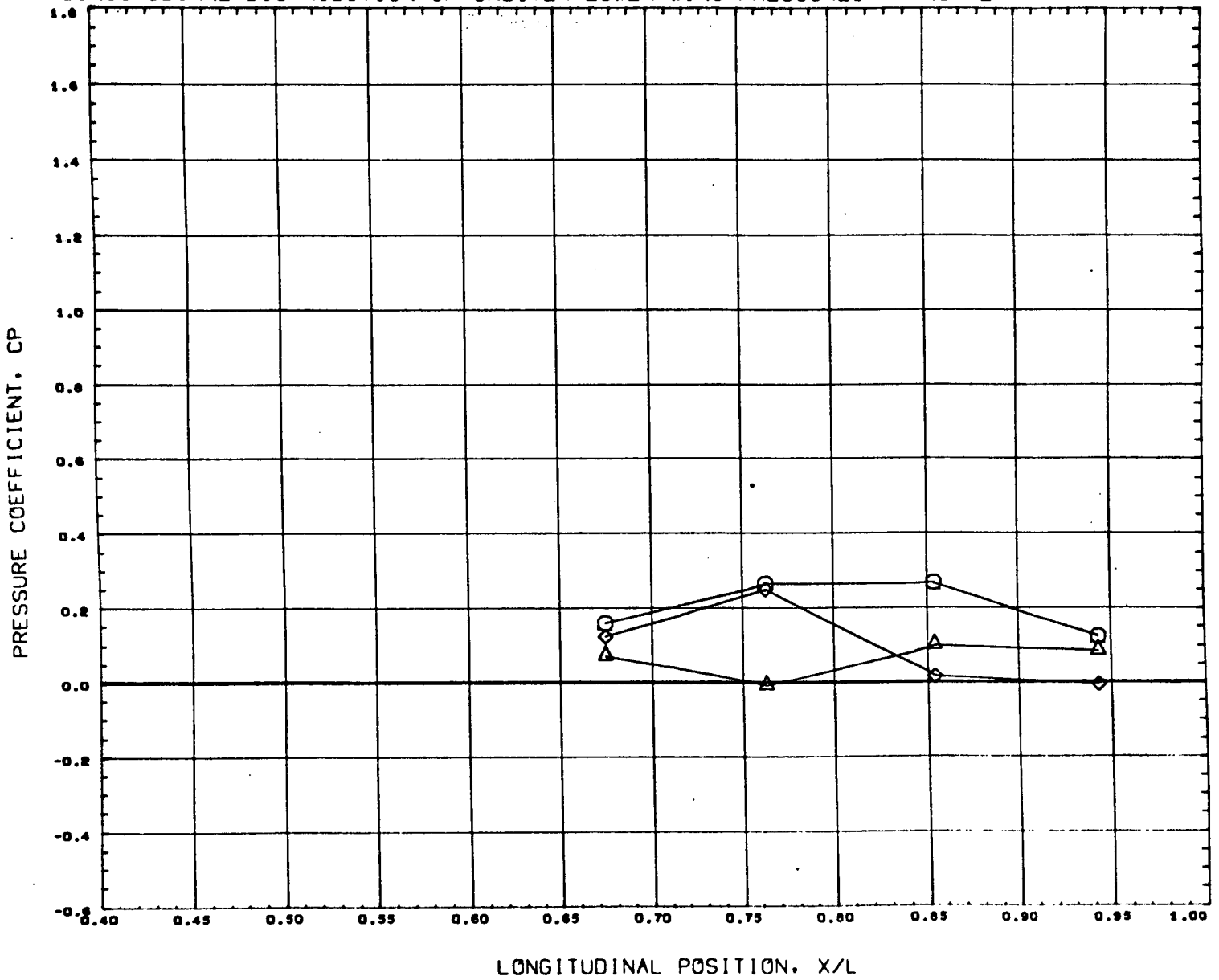
REFERENCE FILE

AEDC VA1163 MDAC ORBITER (LOWER WING)

•HT8225•

PAGE 417

# LONGITUDINAL DISTRIBUTION OF ORBITER LOWER WING PRESSURES - MACH 2



SYMBOL	DELTA X	Y/B	DELTA Z
○	0.144	0.399	0.151
△	0.105		
◇	0.226		

PARAMETRIC VALUES			
ALPHAB	10.002	MACH	2.000
ALPHA I	0.000	ORSPOW	0.000
BSTPOW	0.000		

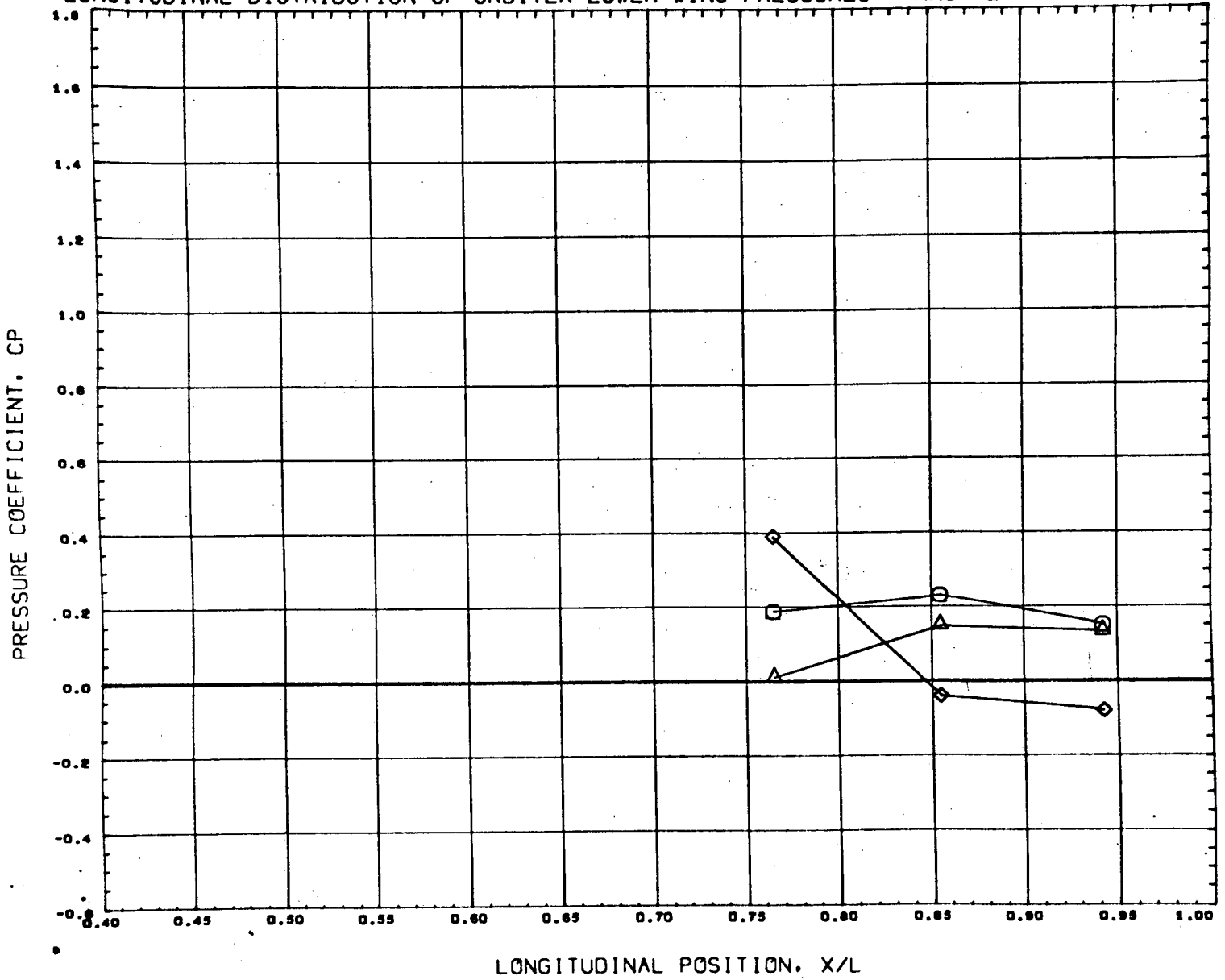
REFERENCE FILE

AEDC VA1163 MDAC ORBITER (LOWER WING)

•HT8225•

PAGE 418

# LONGITUDINAL DISTRIBUTION OF ORBITER LOWER WING PRESSURES - MACH 2

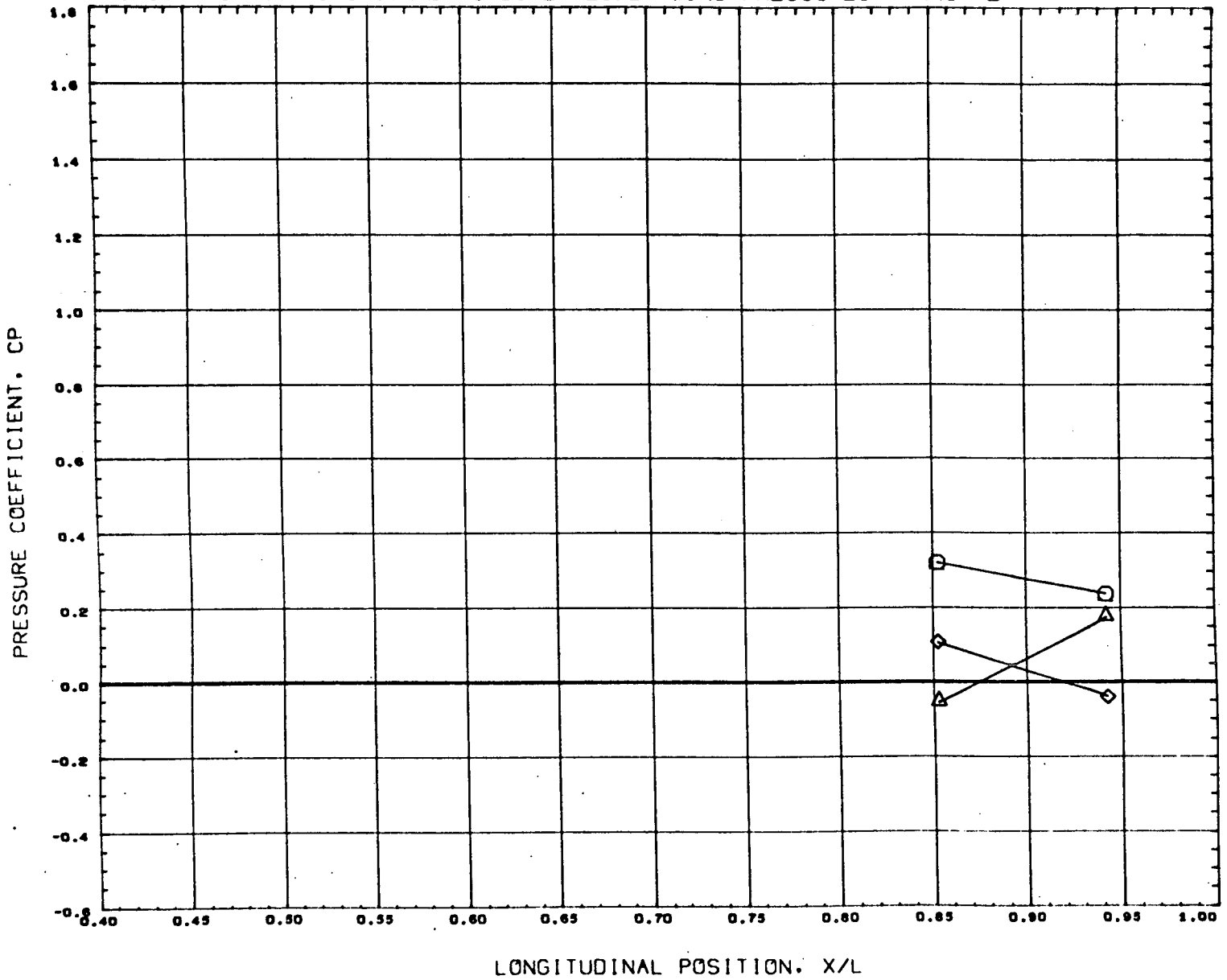


SYMBOL	DELTA X	Y/B	DELTA Z
○	0.144	0.368	0.151
△	0.103		
◇	0.226		

PARAMETRIC VALUES			
ALPHAB	10.002	MACH	2.000
ALPHA I	0.000	ORBPOW	0.000
BSTPOW	0.000		

REFERENCE FILE

# LONGITUDINAL DISTRIBUTION OF ORBITER LOWER WING PRESSURES - MACH 2



SYMBOL	DELTA X	Y/B	DELTA Z
○	0.144	0.736	0.151
△	0.103		
◇	0.226		

PARAMETRIC VALUES			
ALPHAS	10.002	MACH	2.000
ALPHA1	0.000	ORSP0W	0.000
BSTPOW	0.000		

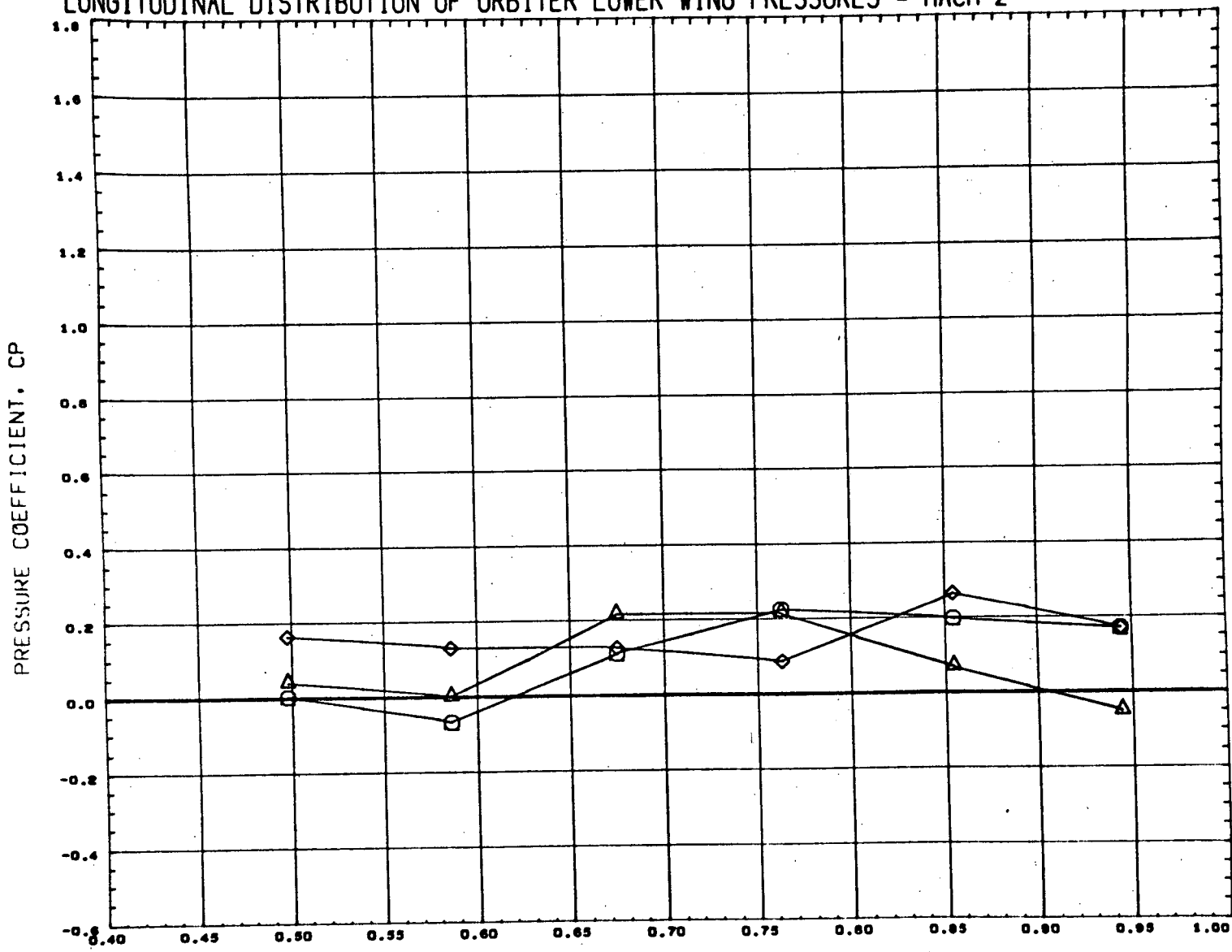
REFERENCE FILE

AEDC VA1163 MDAC ORBITER (LOWER WING)

•HT8225•

PAGE 420

# LONGITUDINAL DISTRIBUTION OF ORBITER LOWER WING PRESSURES - MACH 2



LONGITUDINAL POSITION, X/L

SYMBOL	DELTA X	Y/B	DELTA Z
○	0.144	0.230	0.226
△	0.103		
◇	0.226		

PARAMETRIC VALUES			
ALPHAB	10.002	MACH	2.000
ALPHA1	0.000	ORBPOW	0.000
BSTPOW	0.000		

REFERENCE FILE

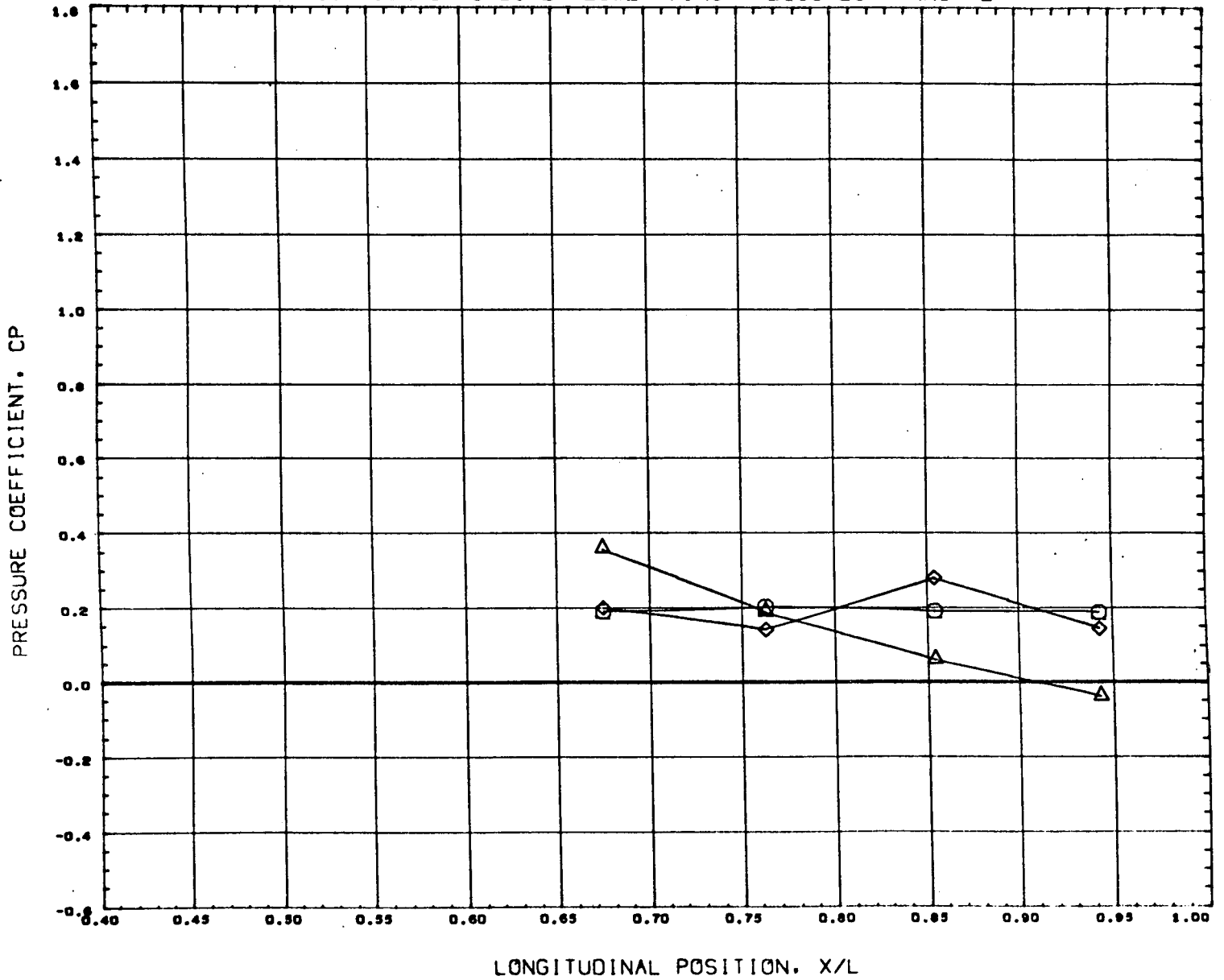
AEDC VA1163 MDAC ORBITER (LOWER WING)

•HT8225•

PAGE 421



# LONGITUDINAL DISTRIBUTION OF ORBITER LOWER WING PRESSURES - MACH 2



SYMBOL	DELTA X	Y/B	DELTA Z
○	0.144	0.399	0.226
△	0.103		
◇	0.226		

PARAMETRIC VALUES			
ALPHAB	10.002	MACH	2.000
ALPHA1	0.000	ORBPOW	0.000
BSTPOW	0.000		

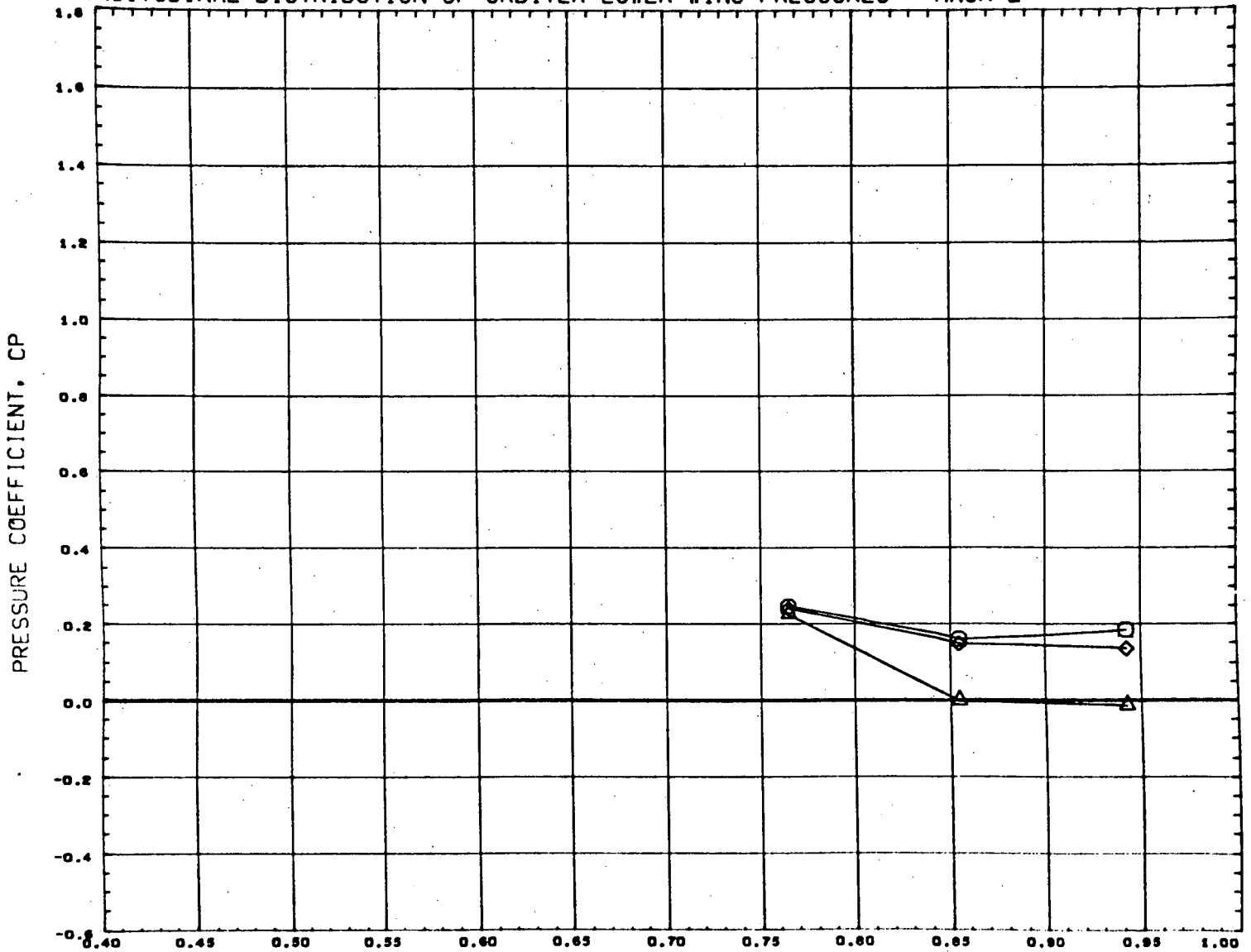
REFERENCE FILE

AEDC VA1163 MDAC ORBITER (LOWER WING)

•HT8225•

PAGE 422

# LONGITUDINAL DISTRIBUTION OF ORBITER LOWER WING PRESSURES - MACH 2



LONGITUDINAL POSITION, X/L

SYMBOL	DELTA X	Y/B	DELTA Z
○	0.144	0.566	0.226
△	0.103		
◇	0.226		

PARAMETRIC VALUES			
ALPHAB	10.002	MACH	2.000
ALPHA1	0.000	ORBPOW	0.000
BSTPOW	0.000		

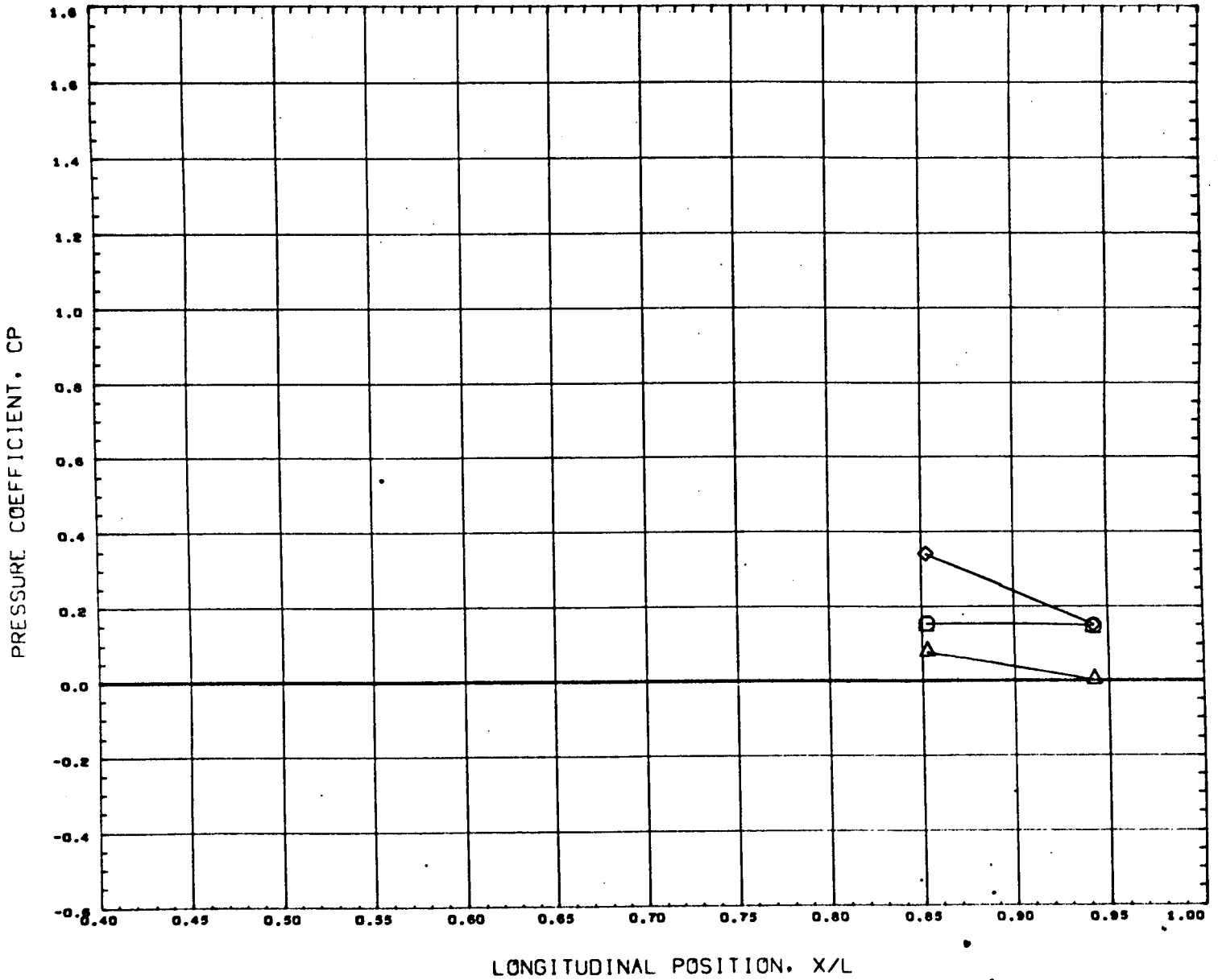
REFERENCE FILE

AEDC VA1163 MDAC ORBITER (LOWER WING)

•HT8225•

PAGE 423

# LONGITUDINAL DISTRIBUTION OF ORBITER LOWER WING PRESSURES - MACH 2



SYMBOL	DELTA X	Y/B	DELTA Z
○	0.144	0.736	0.226
△	0.103		
◇	0.226		

PARAMETRIC VALUES			
ALPHAB	10.002	MACH	2.000
ALPHA I	0.000	ORBPOW	0.000
BSTPCW	0.000		

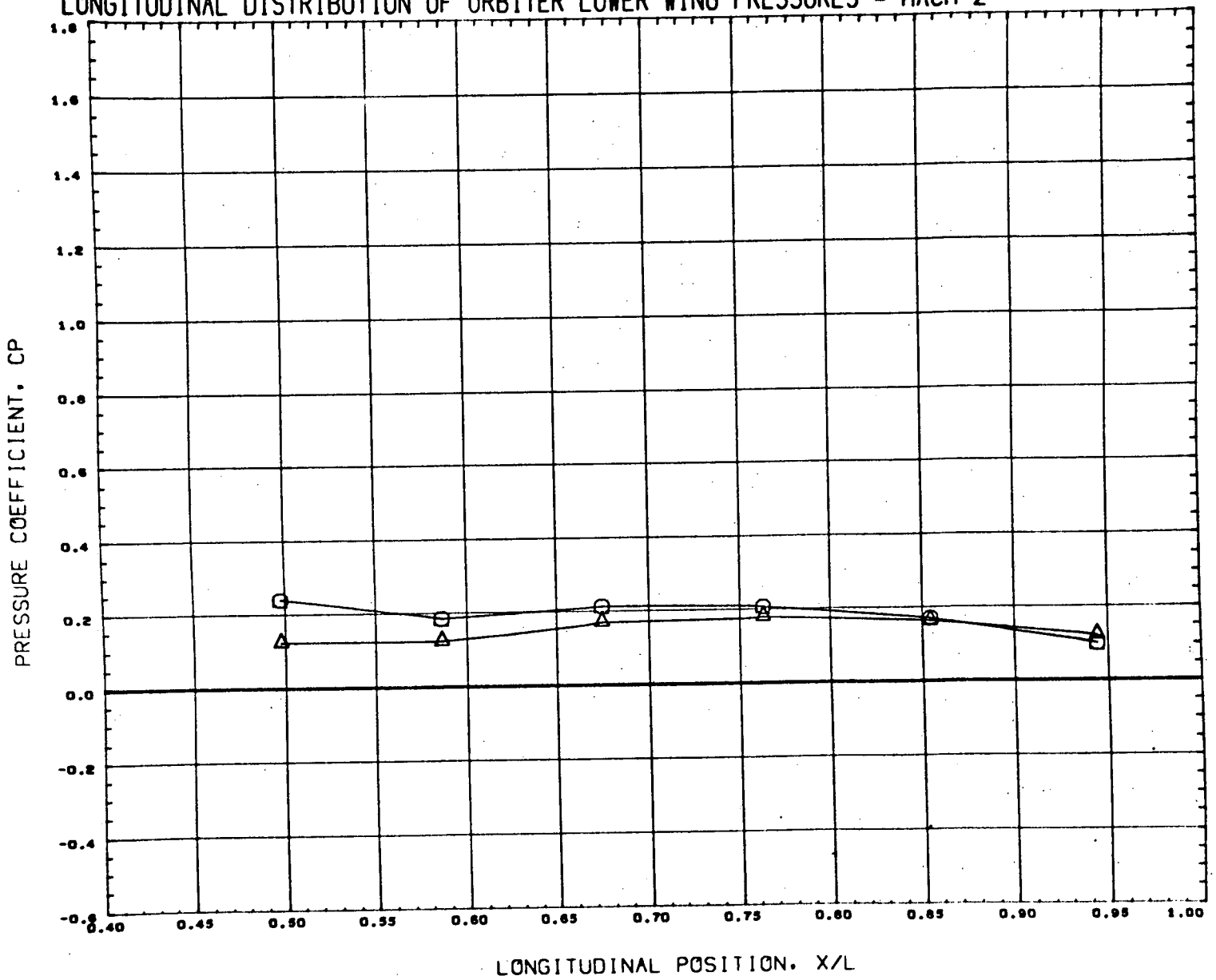
REFERENCE FILE

AEDC VA1163 MDAC ORBITER (LOWER WING)

•HT8225•

PAGE 424

# LONGITUDINAL DISTRIBUTION OF ORBITER LOWER WING PRESSURES - MACH 2



SYMBOL	DELTA X	Y/B	DELTA Z
○	0.390	0.230	0.908
△	0.920		

PARAMETRIC VALUES			
ALPHAB	10.002	MACH	2.000
ALPHAI	0.000	ORBPOW	0.000
BSTPOW	0.000		

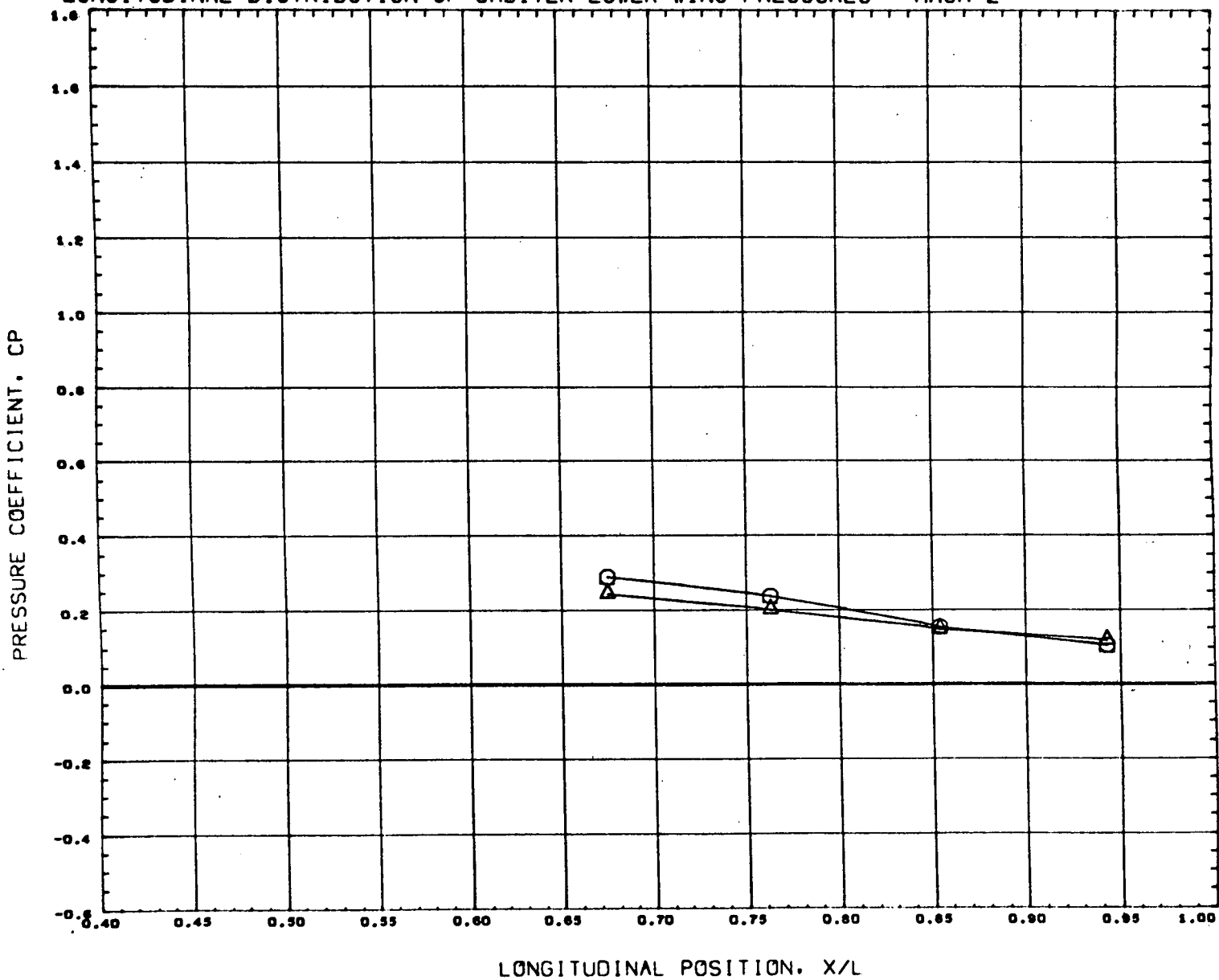
REFERENCE FILE

AEDC VA1163 MDAC ORBITER (LOWER WING)

•HT8225•

PAGE 425

# LONGITUDINAL DISTRIBUTION OF ORBITER LOWER WING PRESSURES - MACH 2



SYMBOL	DELTA X	Y/B	DELTA Z
○	0.390	0.399	0.908
△	0.520		

PARAMETRIC VALUES			
ALPHAB	10.002	MACH	2.000
ALPHA1	0.000	ORSPOW	0.000
BSTPOW	0.000		

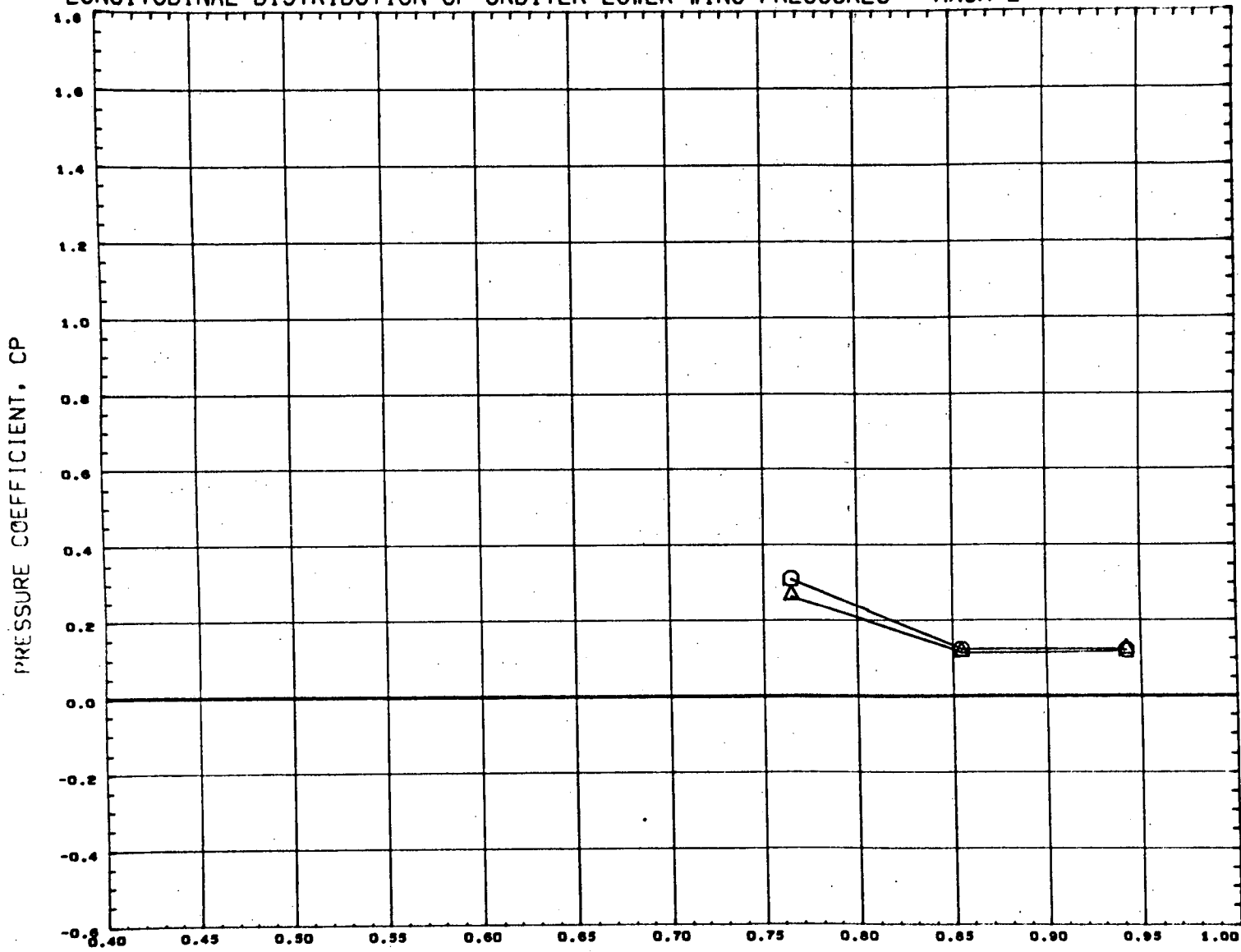
REFERENCE FILE

AEDC VA1163 MDAC ORBITER (LOWER WING)

•HT8225•

PAGE 426

# LONGITUDINAL DISTRIBUTION OF ORBITER LOWER WING PRESSURES - MACH 2



LONGITUDINAL POSITION, X/L

SYMBOL	DELTA X	Y/B	DELTA Z
○	0.390	0.568	0.908
△	0.520		

PARAMETRIC VALUES			
ALPHAB	10.002	MACH	2.000
ALPHA I	0.000	ORBPOW	0.000
BSTPOW	0.000		

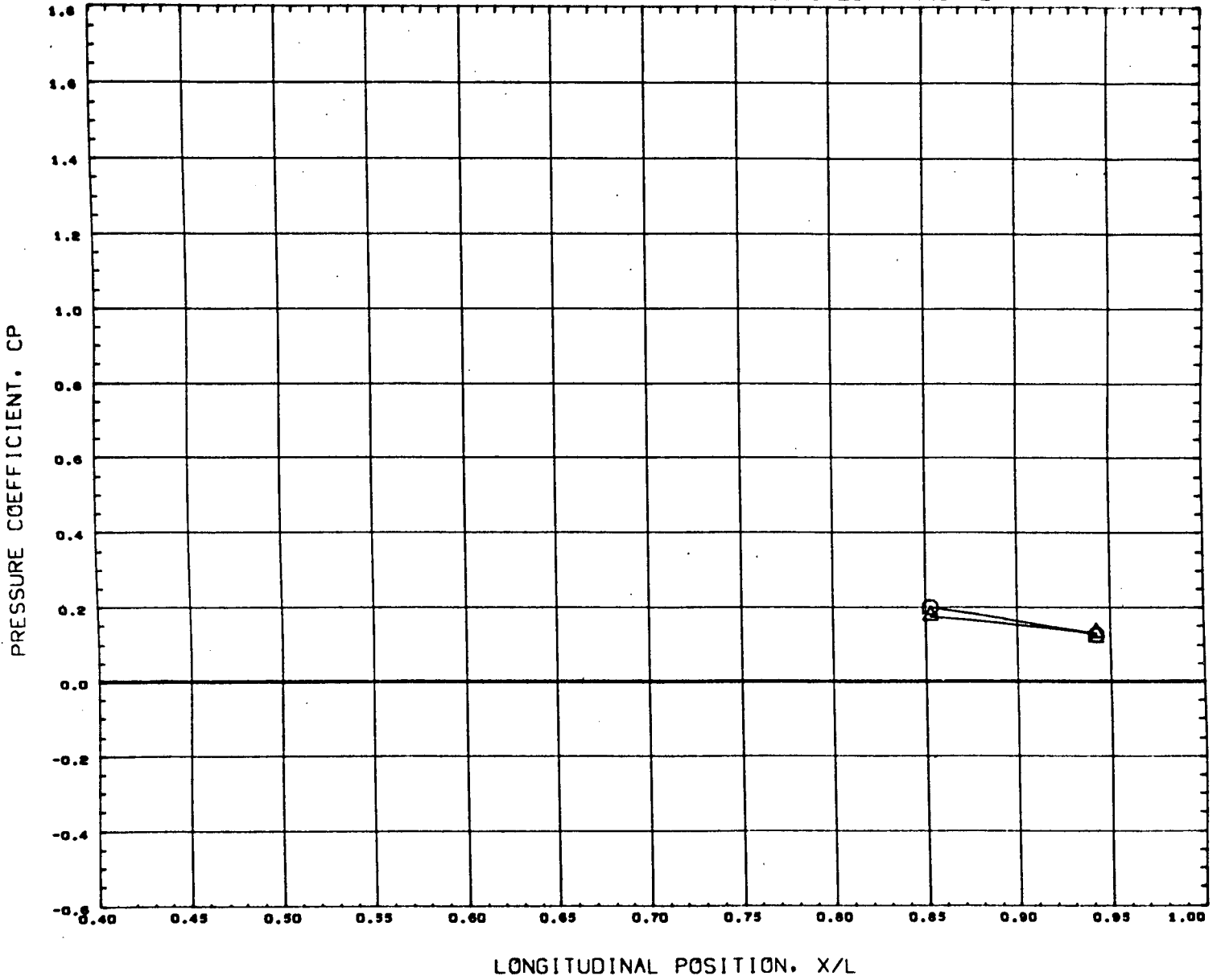
REFERENCE FILE

AEDC VA1163 MDAC ORBITER (LOWER WING)

•HT8225•

PAGE 427

# LONGITUDINAL DISTRIBUTION OF ORBITER LOWER WING PRESSURES - MACH 2



SYMBOL	DELTA X	Y/B	DELTA Z
○	0.390	0.736	0.908
△	0.920		

PARAMETRIC VALUES			
ALPHAB	10.002	MACH	2.000
ALPHA1	0.000	ORSP0W	0.000
BSTP0W	0.000		

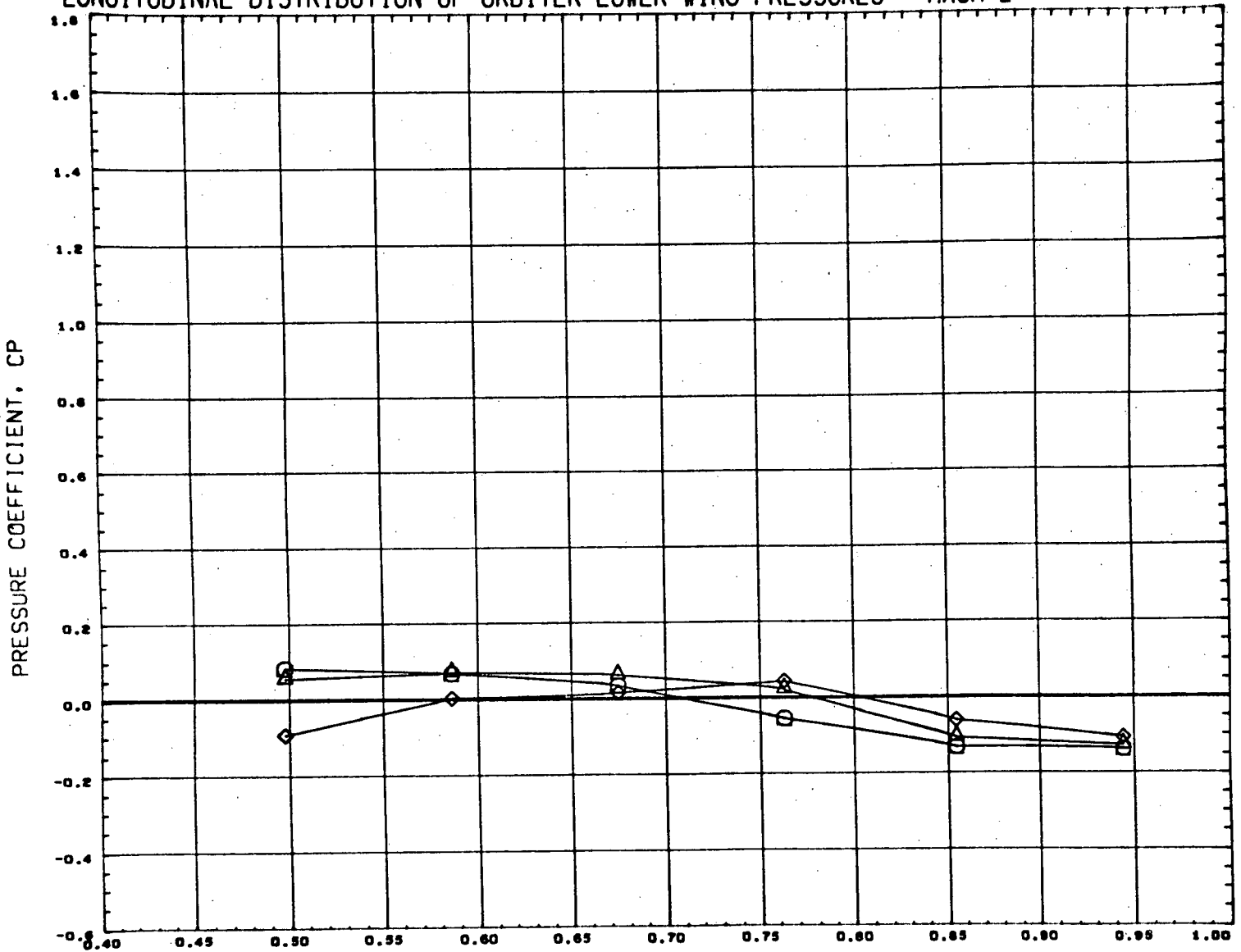
REFERENCE FILE

AEDC VA1163 MDAC ORBITER (LOWER WING)

•HT8225•

PAGE 428

# LONGITUDINAL DISTRIBUTION OF ORBITER LOWER WING PRESSURES - MACH 2



LONGITUDINAL POSITION, X/L

SYMBOL	DELTA X	Y/B	DELTA Z
□	0.041	0.230	0.105
△	0.103		
◇	0.165		

PARAMETRIC VALUES			
ALPHAB	9.980	MACH	2.000
ALPHA1	0.000	ORSPW	0.000
BSTPW	0.000		

REFERENCE FILE

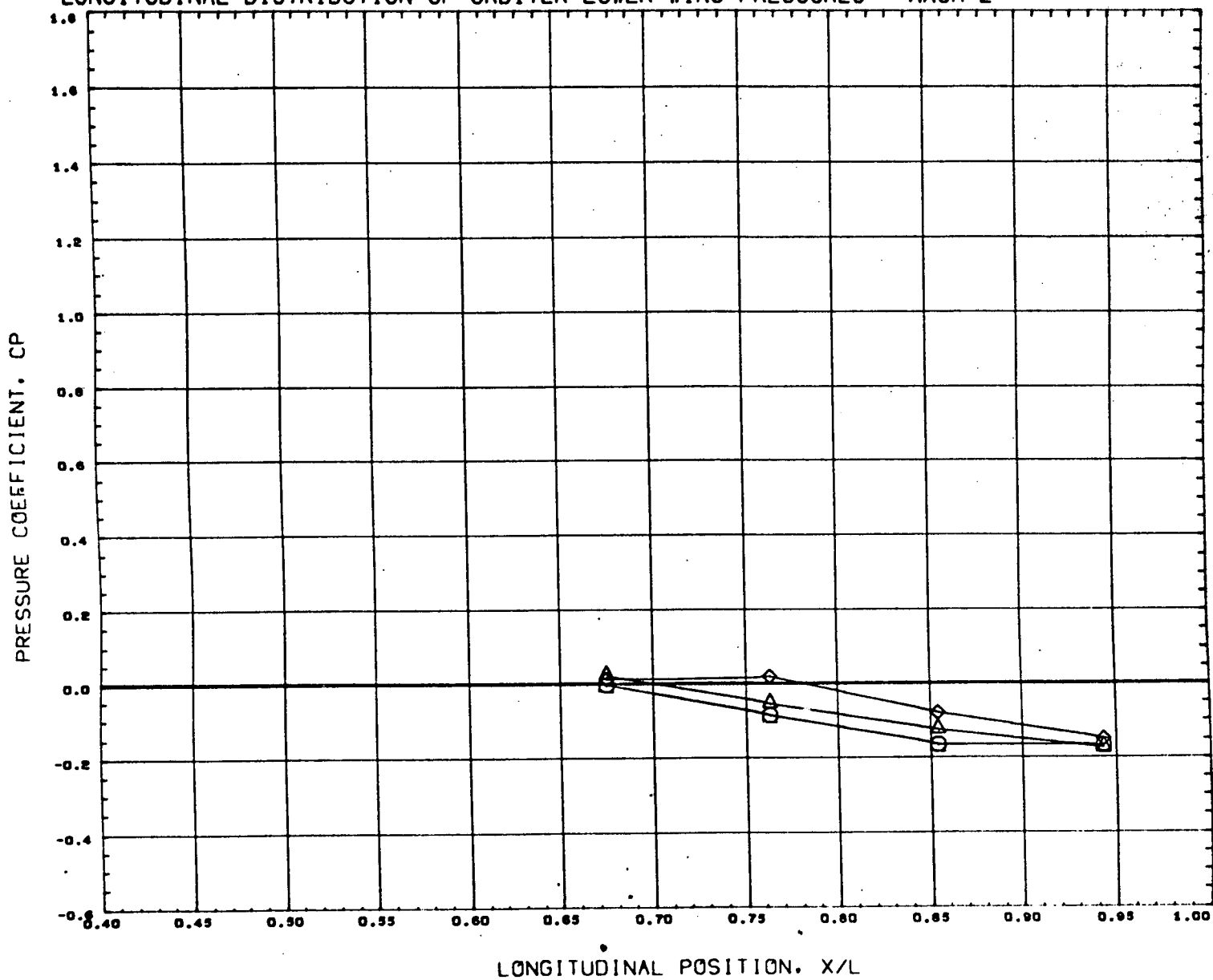
AEDC VA1163 MDAC ORBITER (LOWER WING)

•HT8231•

PAGE 429



# LONGITUDINAL DISTRIBUTION OF ORBITER LOWER WING PRESSURES - MACH 2



SYMBOL	DELTA X	Y/B	DELTA Z
○	0.041	0.399	0.105
△	0.103		
◇	0.165		

PARAMETRIC VALUES			
ALPHA B	9.980	MACH	2.000
ALPHA I	0.000	ORBPOW	0.000
BSTPOW	0.000		

REFERENCE FILE

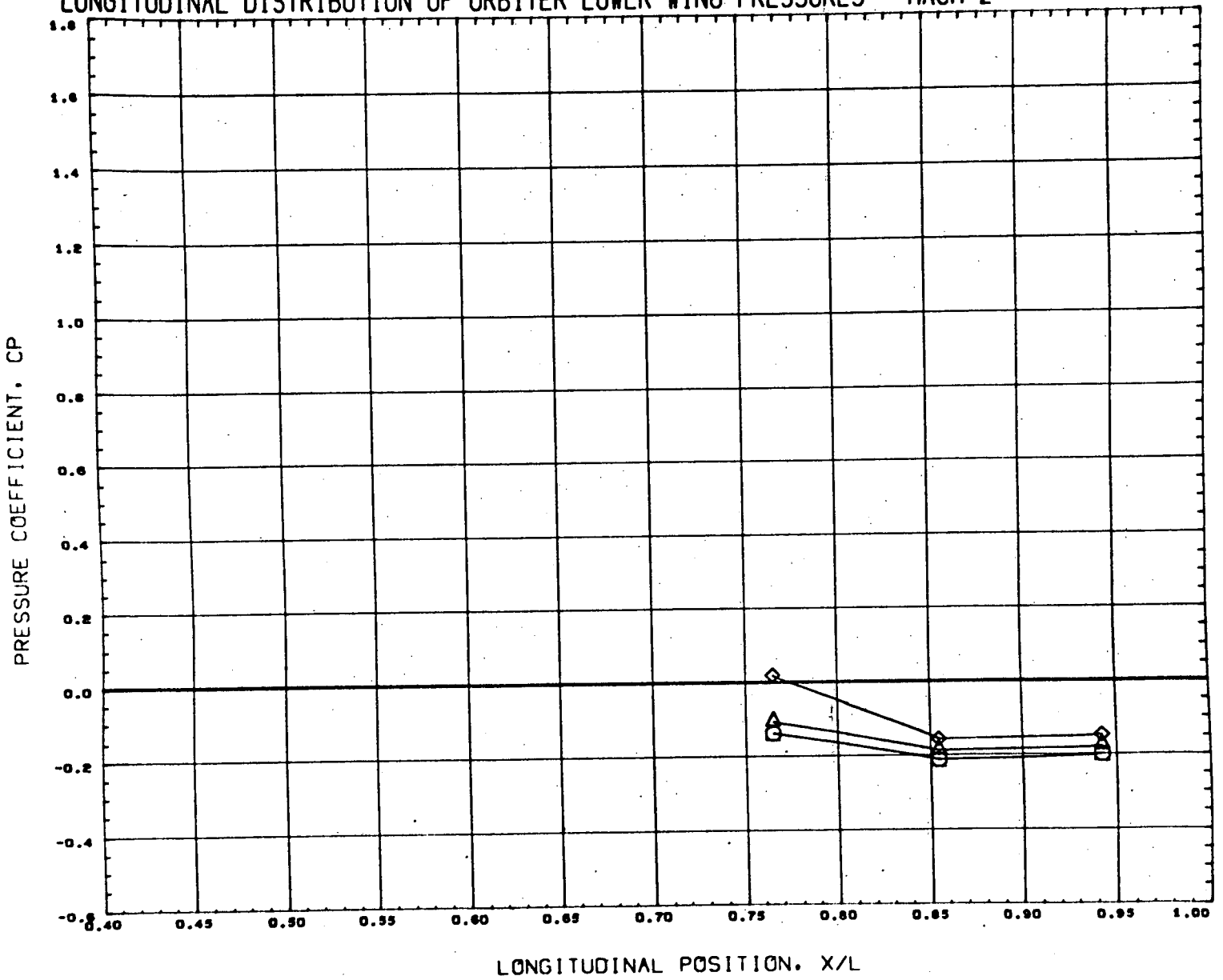
AEDC VA1163 MDAC ORBITER (LOWER WING)

•HT8231•

PAGE 430

9/11

# LONGITUDINAL DISTRIBUTION OF ORBITER LOWER WING PRESSURES - MACH 2



SYMBOL	DELTA X	Y/B	DELTA Z
○	0.041	0.368	0.103
△	0.103		
◇	0.163		

PARAMETRIC VALUES			
ALPHAB	- 9.980	MACH	2.000
ALPHA1	0.000	ORSPOW	0.000
BSTPOW	0.000		

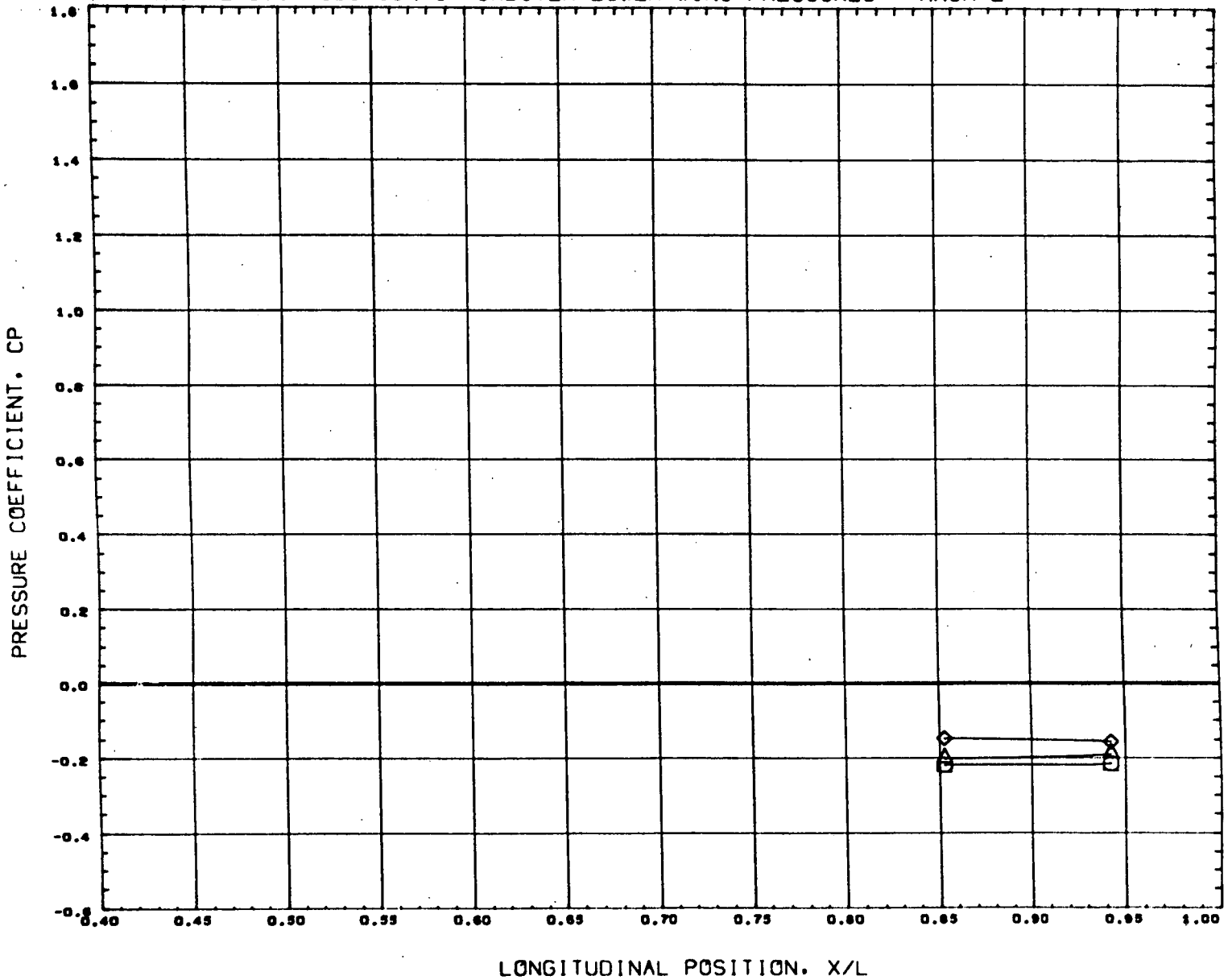
REFERENCE FILE

AEDC VA1163 MDAC ORBITER (LOWER WING)

•HT8231•

PAGE 431

# LONGITUDINAL DISTRIBUTION OF ORBITER LOWER WING PRESSURES - MACH 2

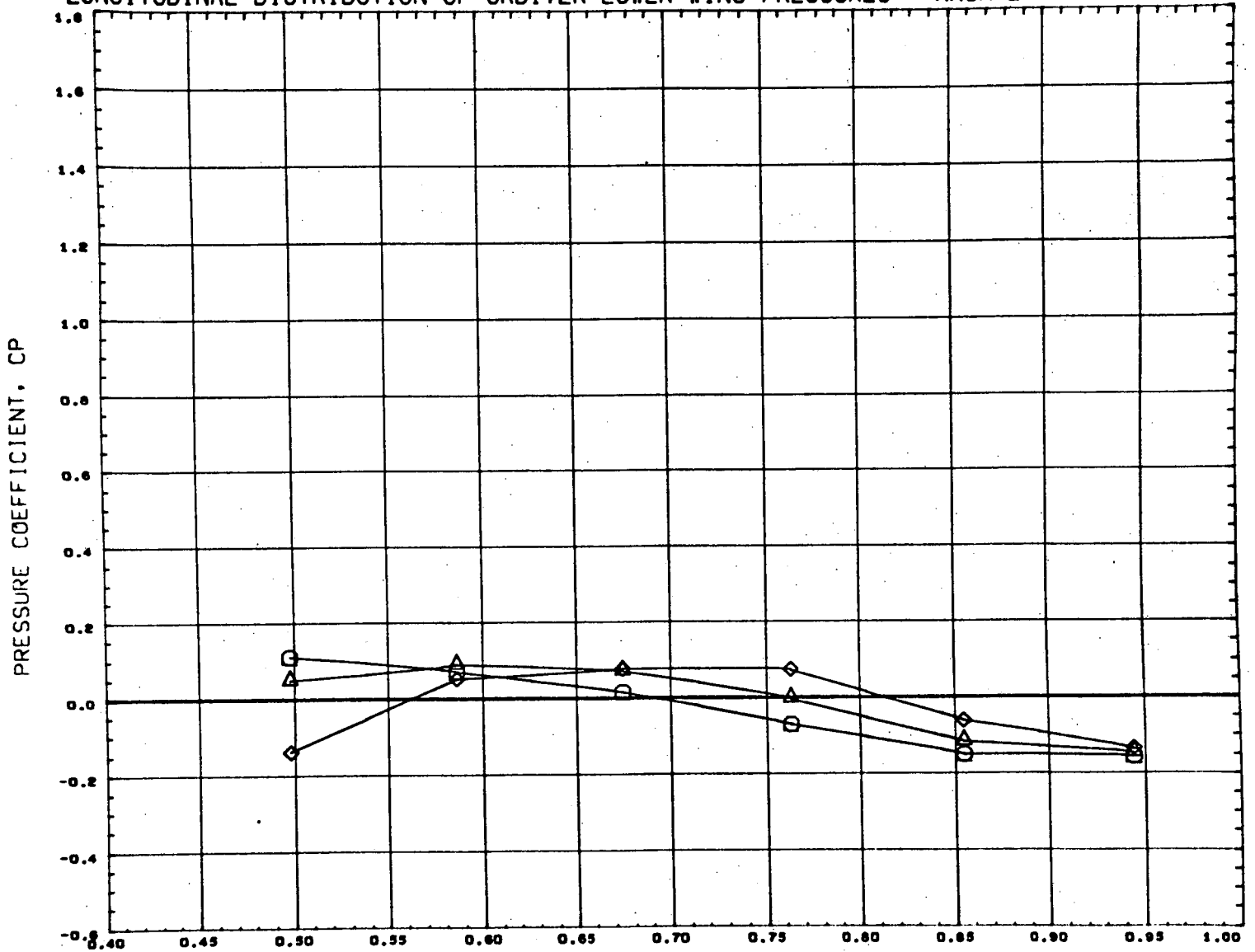


SYMBOL	DELTA X	Y/B	DELTA Z
○	0.041	0.738	0.105
△	0.103		
◇	0.165		

PARAMETRIC VALUES			
ALPHAB	- 9.980	MACH	2.000
ALPHA I	0.000	ORBPOW	0.000
BSTPOW	0.000		

REFERENCE FILE

# LONGITUDINAL DISTRIBUTION OF ORBITER LOWER WING PRESSURES - MACH 2



LONGITUDINAL POSITION, X/L

SYMBOL	DELTA X	Y/B	DELTA Z
○	0.041	0.230	0.103
△	0.103		
◇	0.165		

PARAMETRIC VALUES			
ALPHAB	4.966	MACH	2.000
ALPHA1	0.000	ORBPOW	0.000
BSTPOW	0.000		

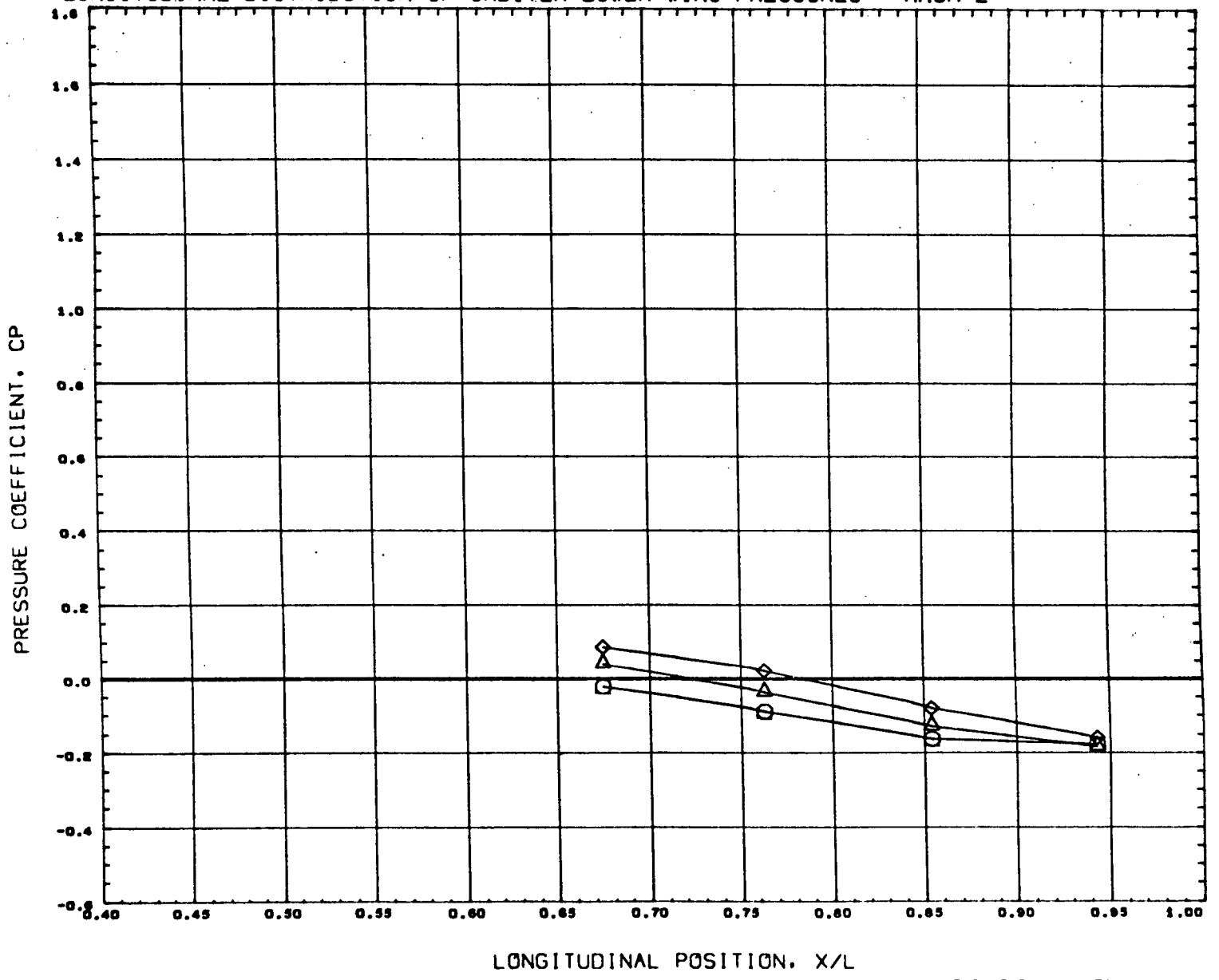
REFERENCE FILE

AEDC VA1163 MDAC ORBITER (LOWER WING)

•HT8232•

PAGE 433

# LONGITUDINAL DISTRIBUTION OF ORBITER LOWER WING PRESSURES - MACH 2

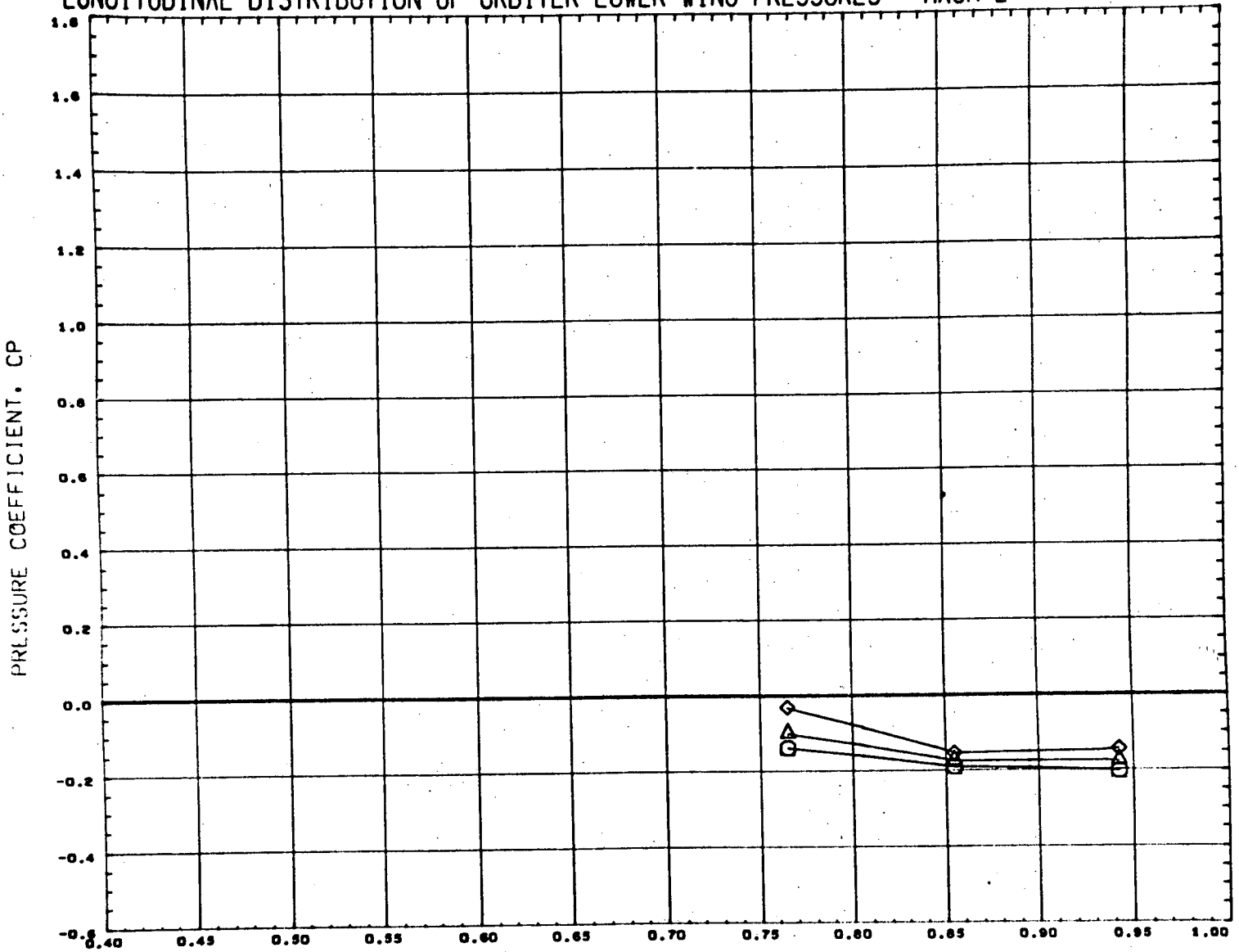


SYMBOL	DELTA X	Y/B	DELTA Z
○	0.041	0.399	0.105
△	0.103		
◇	0.165		

PARAMETRIC VALUES			
ALPHAB	- 4.966	MACH	2.000
ALPHA I	0.000	ORBPOW	0.000
BSTPOW	0.000		

REFERENCE FILE

# LONGITUDINAL DISTRIBUTION OF ORBITER LOWER WING PRESSURES - MACH 2



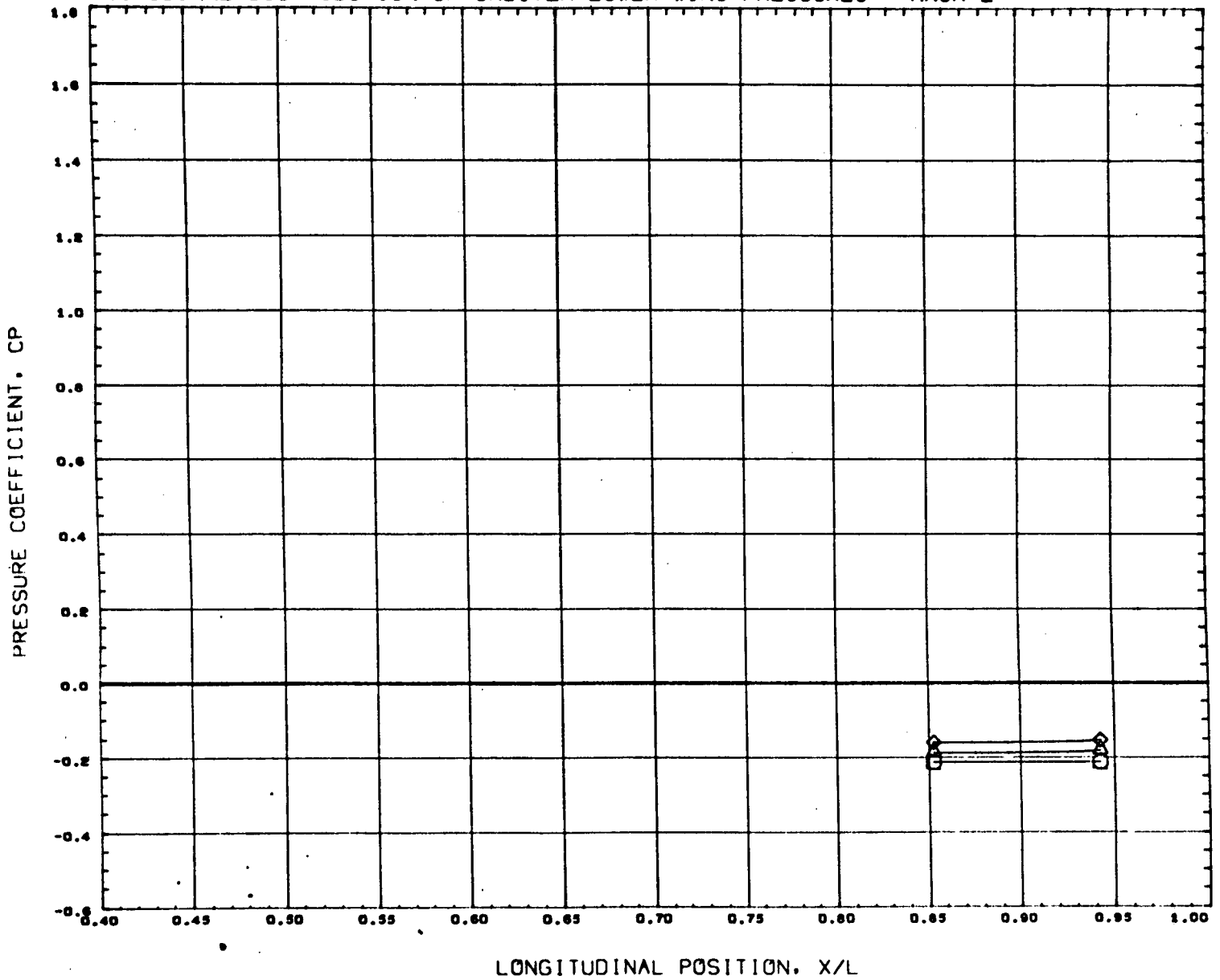
LONGITUDINAL POSITION, X/L

SYMBOL	DELTA X	Y/B	DELTA Z
○	0.041	0.566	0.105
△	0.103		
◇	0.165		

PARAMETRIC VALUES			
ALPHA B	- 4.966	MACH	2.000
ALPHA I	0.000	ORBPOW	0.000
BBTPOW	0.000		

REFERENCE FILE

# LONGITUDINAL DISTRIBUTION OF ORBITER LOWER WING PRESSURES - MACH 2



SYMBOL	DELTA X	Y/B	DELTA Z
○	0.041	0.738	0.105
△	0.105		
◇	0.169		

PARAMETRIC VALUES			
ALPHAB	- 4.966	MACH	2.000
ALPHA I	0.000	ORBPW	0.000
BSTPW	0.000		

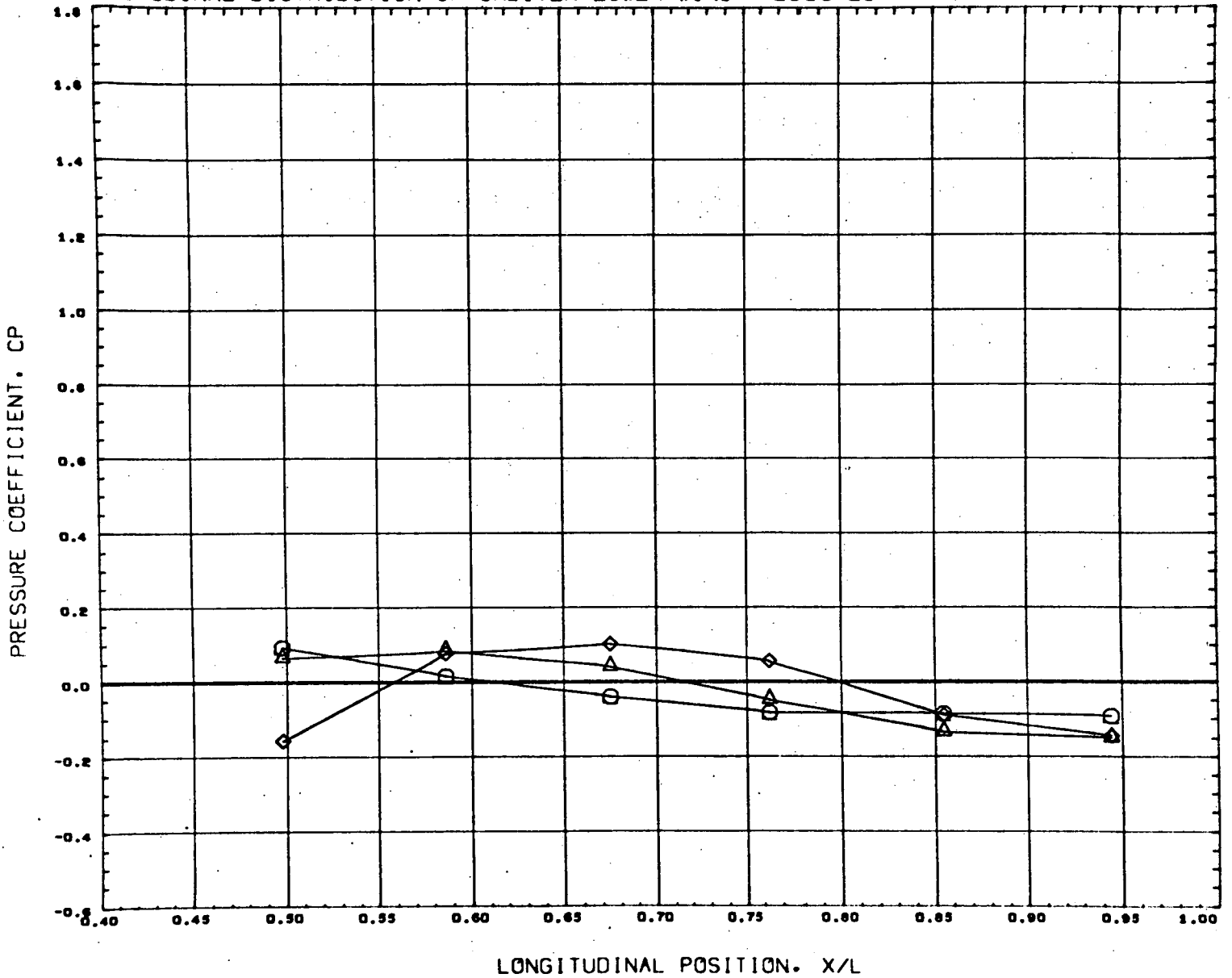
REFERENCE FILE

AEDC VA1163 MDAC ORBITER (LOWER WING)

•HT8232•

PAGE 436

# LONGITUDINAL DISTRIBUTION OF ORBITER LOWER WING PRESSURES - MACH 2

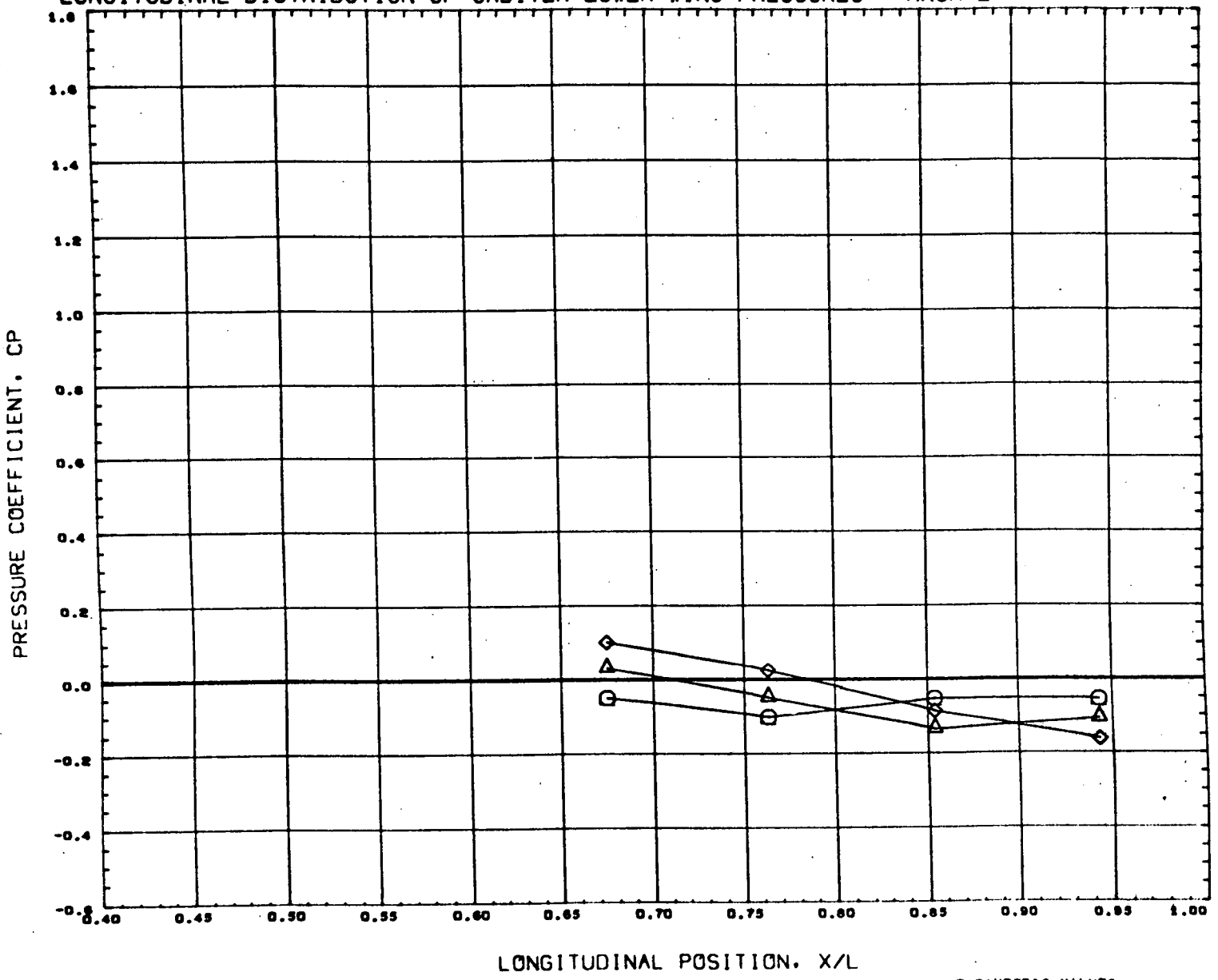


SYMBOL	DELTA X	Y/B	DELTA Z	PARAMETRIC VALUES			
○	0.041	0.230	0.103	ALPHAB	0.000	MACH	2.000
△	0.103			ALPHA I	0.000	ORSPOW	0.000
◇	0.163			BSTPOW	0.000		

REFERENCE FILE



# LONGITUDINAL DISTRIBUTION OF ORBITER LOWER WING PRESSURES - MACH 2



SYMBOL	DELTA X	Y/B	DELTA Z
○	0.041	0.399	0.105
△	0.103		
◇	0.165		

PARAMETRIC VALUES			
ALPHAB	0.000	MACH	2.000
ALPHA I	0.000	ORBPOW	0.000
BSTPOW	0.000		

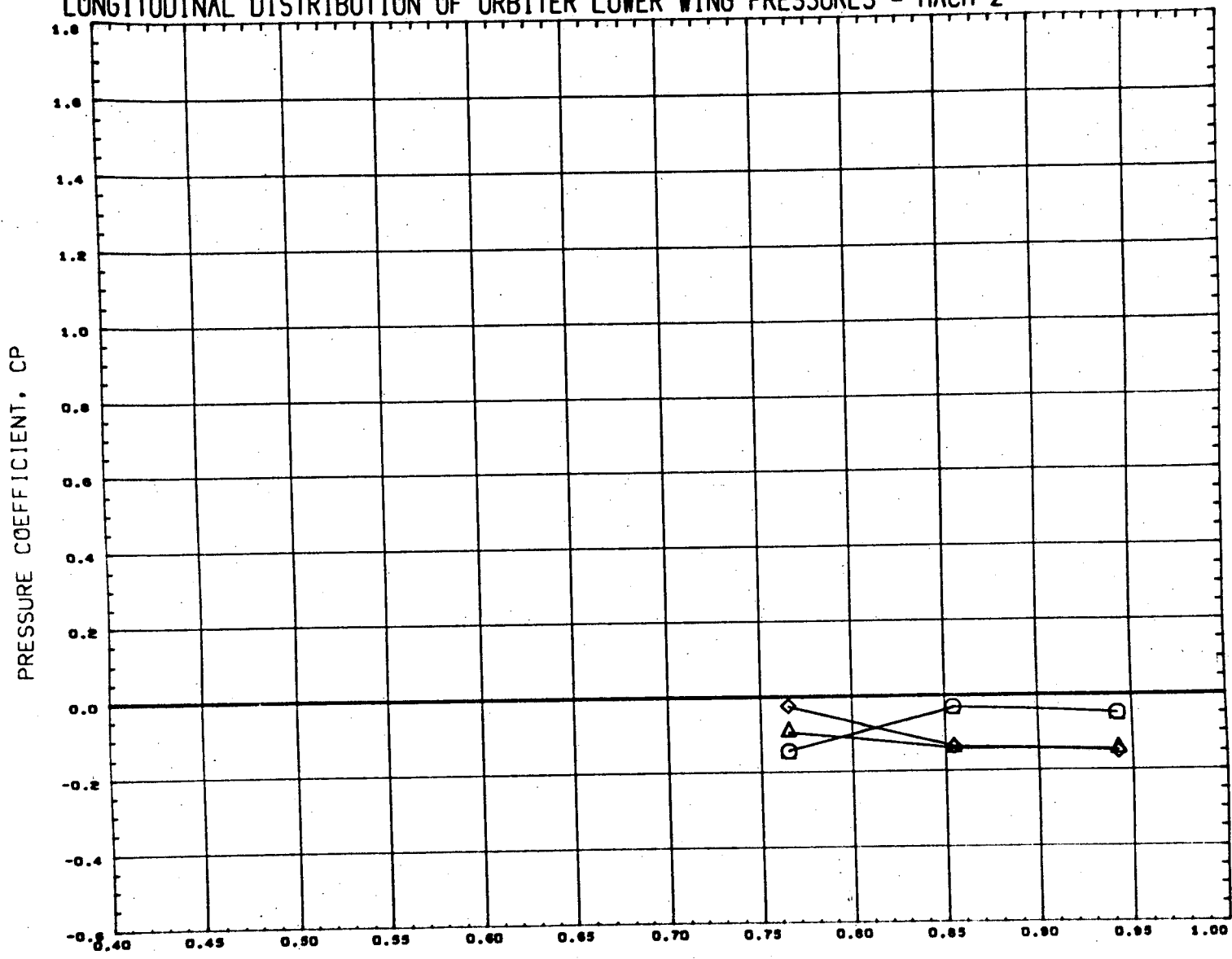
REFERENCE FILE

AEDC VA1163 MDAC ORBITER (LOWER WING)

•HT8233•

PAGE 438

# LONGITUDINAL DISTRIBUTION OF ORBITER LOWER WING PRESSURES - MACH 2

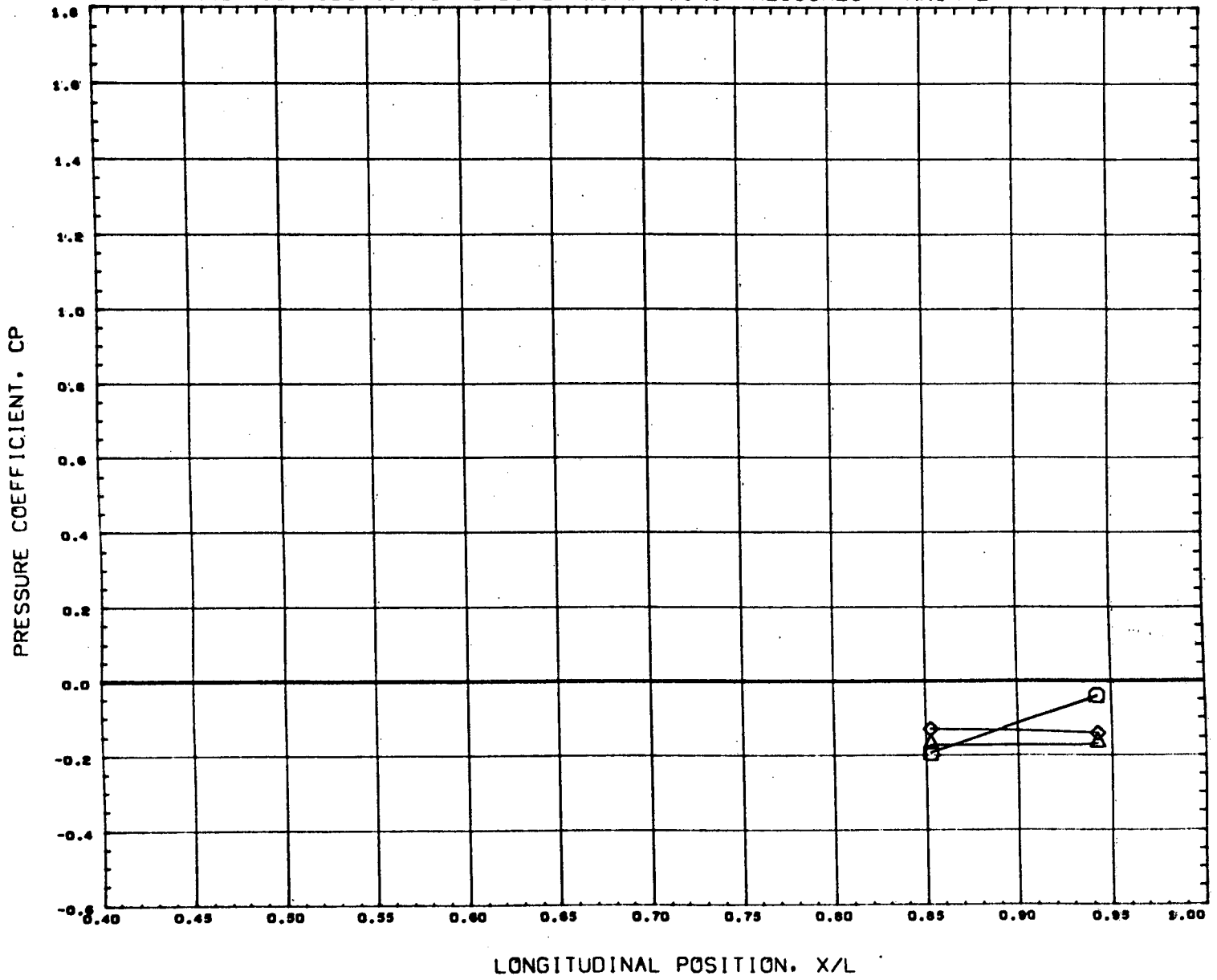


SYMBOL	DELTA X	Y/B	DELTA Z
○	0.041	0.988	0.105
△	0.103		
◇	0.165		

PARAMETRIC VALUES		
ALPHAB	0.000	MACH 2.000
ALPHA I	0.000	ORBPOW 0.000
BSTPOW	0.000	

REFERENCE FILE

# LONGITUDINAL DISTRIBUTION OF ORBITER LOWER WING PRESSURES - MACH 2

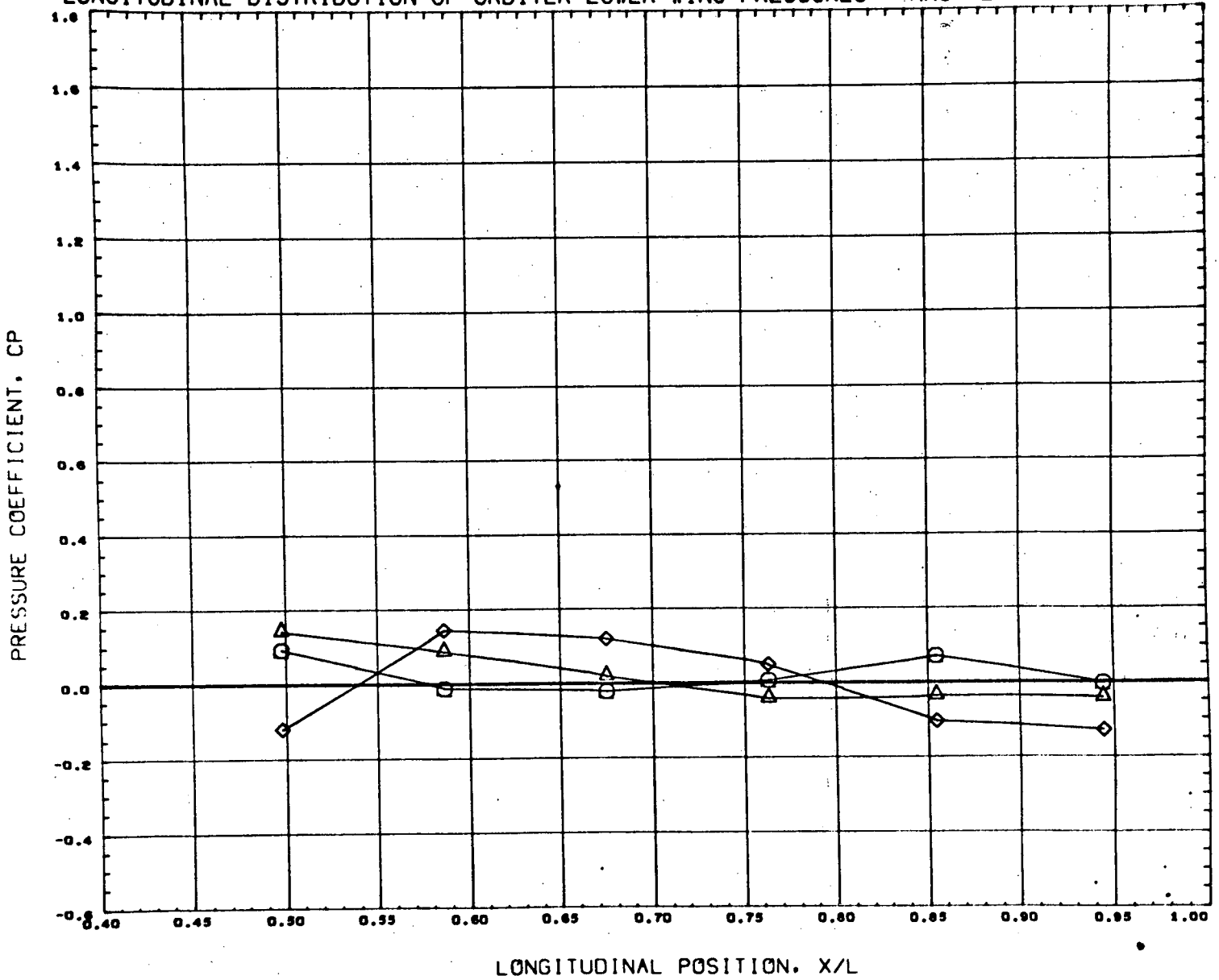


SYMBOL	DELTA X	Y/B	DELTA Z
○	0.041	0.738	0.105
△	0.103		
◇	0.165		

PARAMETRIC VALUES			
ALPHA B	0.000	MACH	2.000
ALPHA I	0.000	ORSPOW	0.000
BSTPCW	0.000		

REFERENCE FILE

# LONGITUDINAL DISTRIBUTION OF ORBITER LOWER WING PRESSURES - MACH 2



SYMBOL	DELTA X	Y/B	DELTA Z
○	0.041	0.230	0.105
△	0.103		
◇	0.165		

PARAMETRIC VALUES			
ALPHA B	9.033	MACH	2.000
ALPHA I	0.000	ORBPOW	0.000
BSTPOW	0.000		

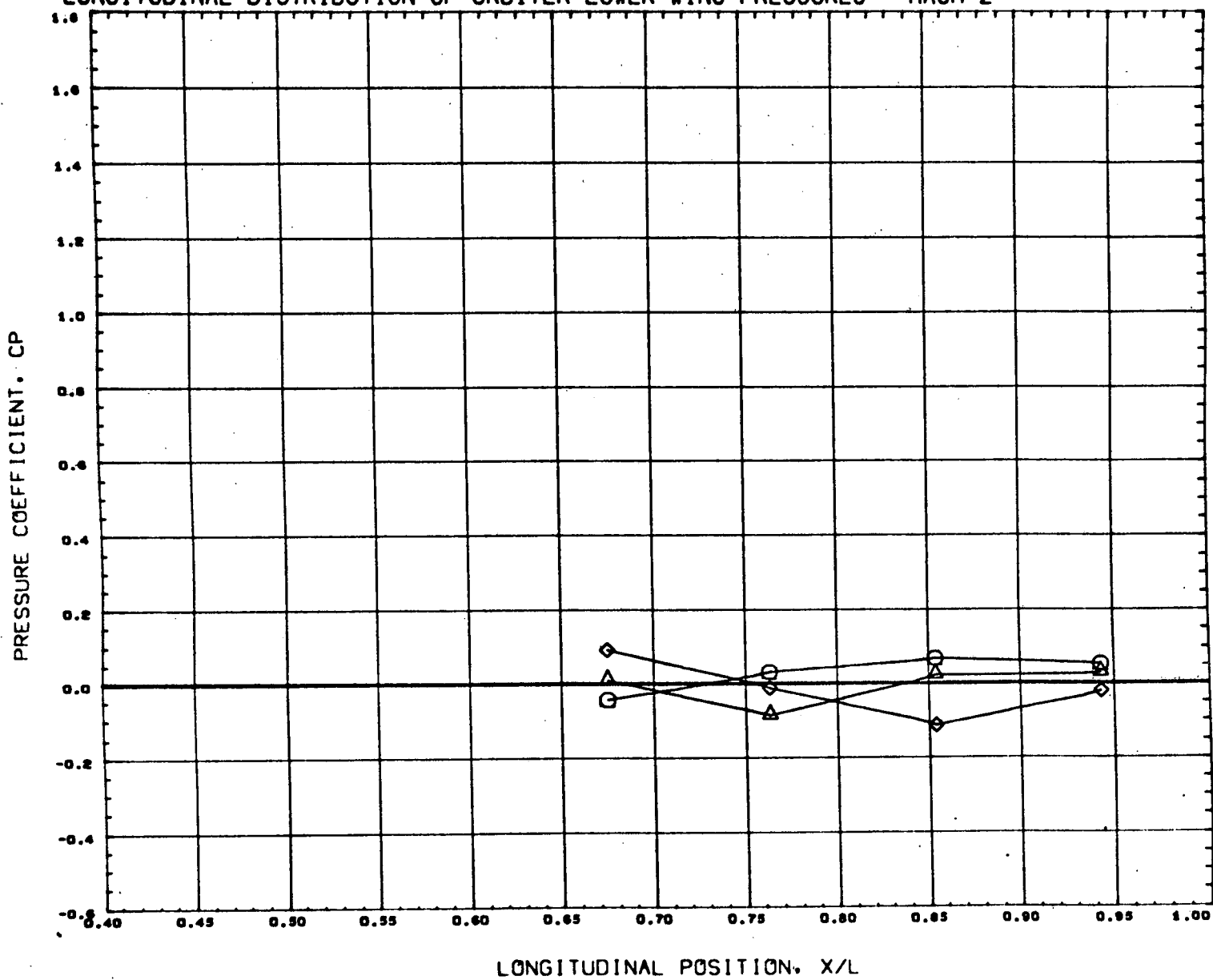
REFERENCE FILE

AEDC VA1163 MDAC ORBITER (LOWER WING)

•HT8234•

PAGE 441

# LONGITUDINAL DISTRIBUTION OF ORBITER LOWER WING PRESSURES - MACH 2



SYMBOL	DELTA X	Y/B	DELTA Z
○	0.041	0.399	0.105
△	0.103		
◇	0.163		

PARAMETRIC VALUES			
ALPHAS	5.033	MACH	2.000
ALPHAT	0.000	ORSPOW	0.000
BSYPOW	0.000		

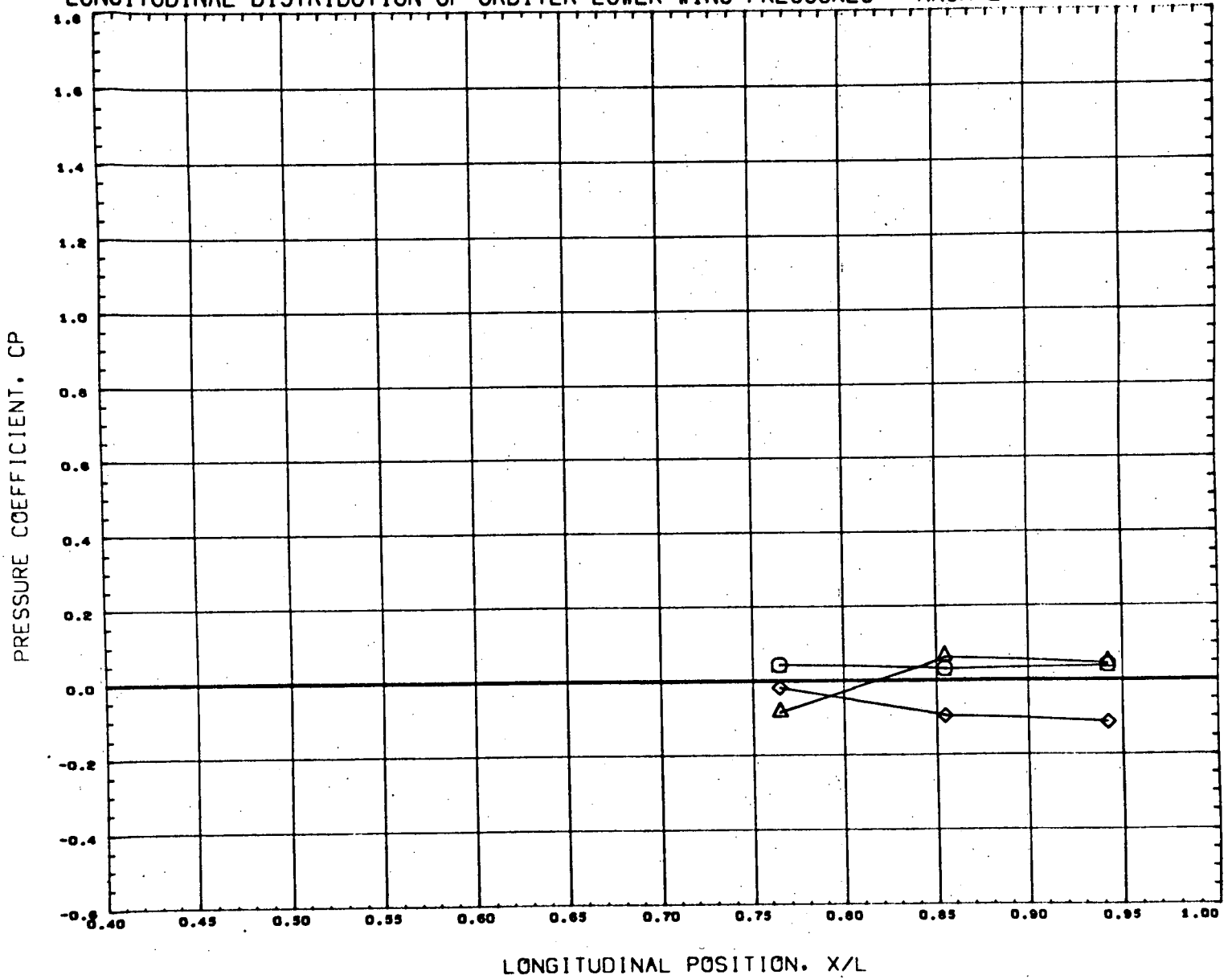
REFERENCE FILE

AEDC VA1163 MDAC ORBITER (LOWER WING)

•HT8234•

PAGE 442

# LONGITUDINAL DISTRIBUTION OF ORBITER LOWER WING PRESSURES - MACH 2

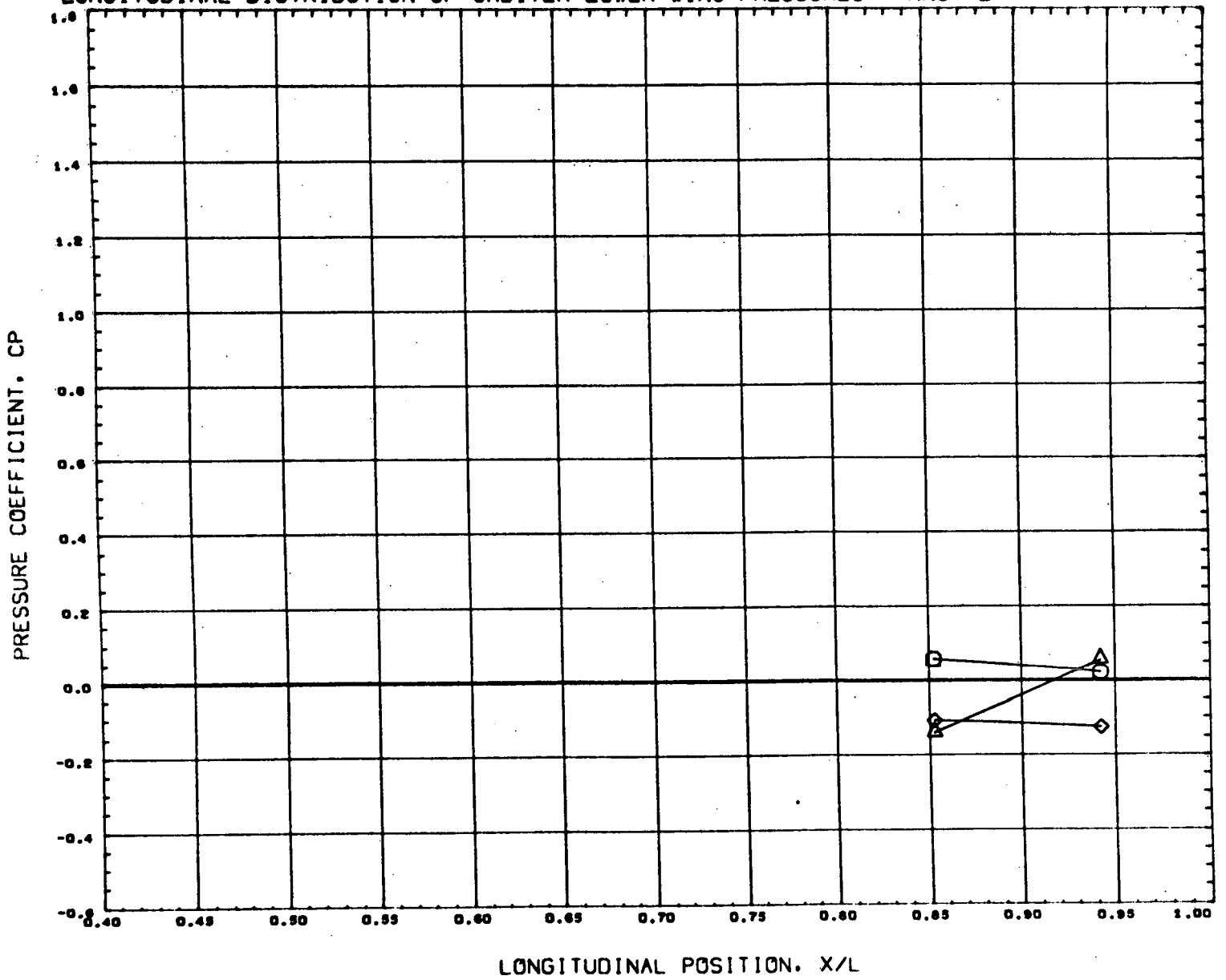


SYMBOL	DELTA X	Y/B	DELTA Z
○	0.041	0.566	0.105
△	0.103		
◇	0.165		

PARAMETRIC VALUES		
ALPHAB	9.033	MACH 2.000
ALPHAI	0.000	ORBPOW 0.000
BSTPOW	0.000	

REFERENCE FILE

# LONGITUDINAL DISTRIBUTION OF ORBITER LOWER WING PRESSURES - MACH 2



SYMBOL	DELTA X	Y/B	DELTA Z
○	0.041	0.738	0.109
△	0.103		
◇	0.165		

PARAMETRIC VALUES			
ALPHAB	5.035	MACH	2.000
ALPHA I	0.000	ORBPOW	0.000
BSTPOW	0.000		

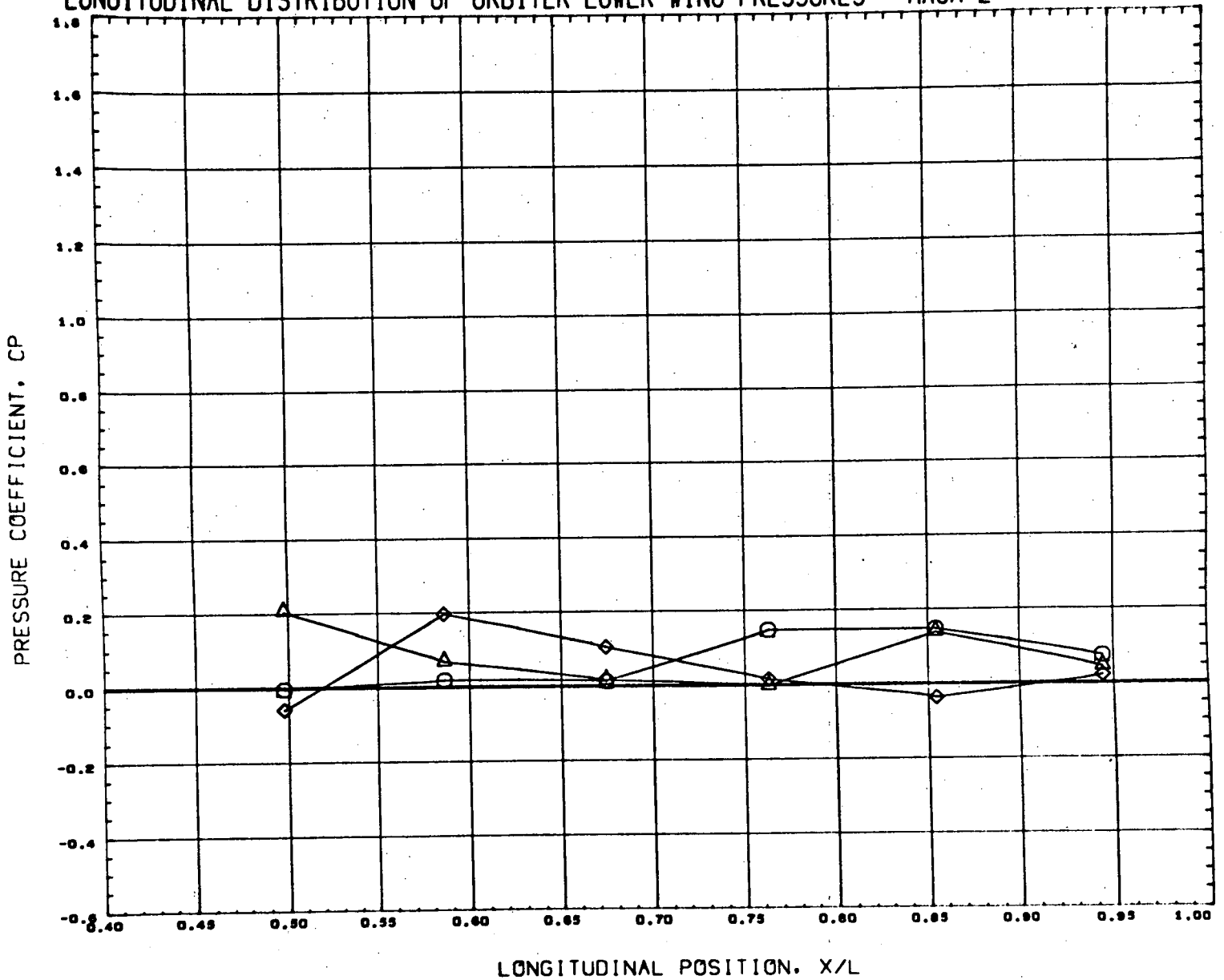
REFERENCE FILE

AEDC VA1163 MDAC ORBITER (LOWER WING)

•HT8234•

PAGE 444

# LONGITUDINAL DISTRIBUTION OF ORBITER LOWER WING PRESSURES - MACH 2



SYMBOL	DELTA X	Y/B	DELTA Z
○	0.041	0.230	0.105
△	0.103		
◇	0.165		

PARAMETRIC VALUES			
ALPHAB	9.996	MACH	2.000
ALPHA1	0.000	ORBPOW	0.000
BSTPOW	0.000		

REFERENCE FILE

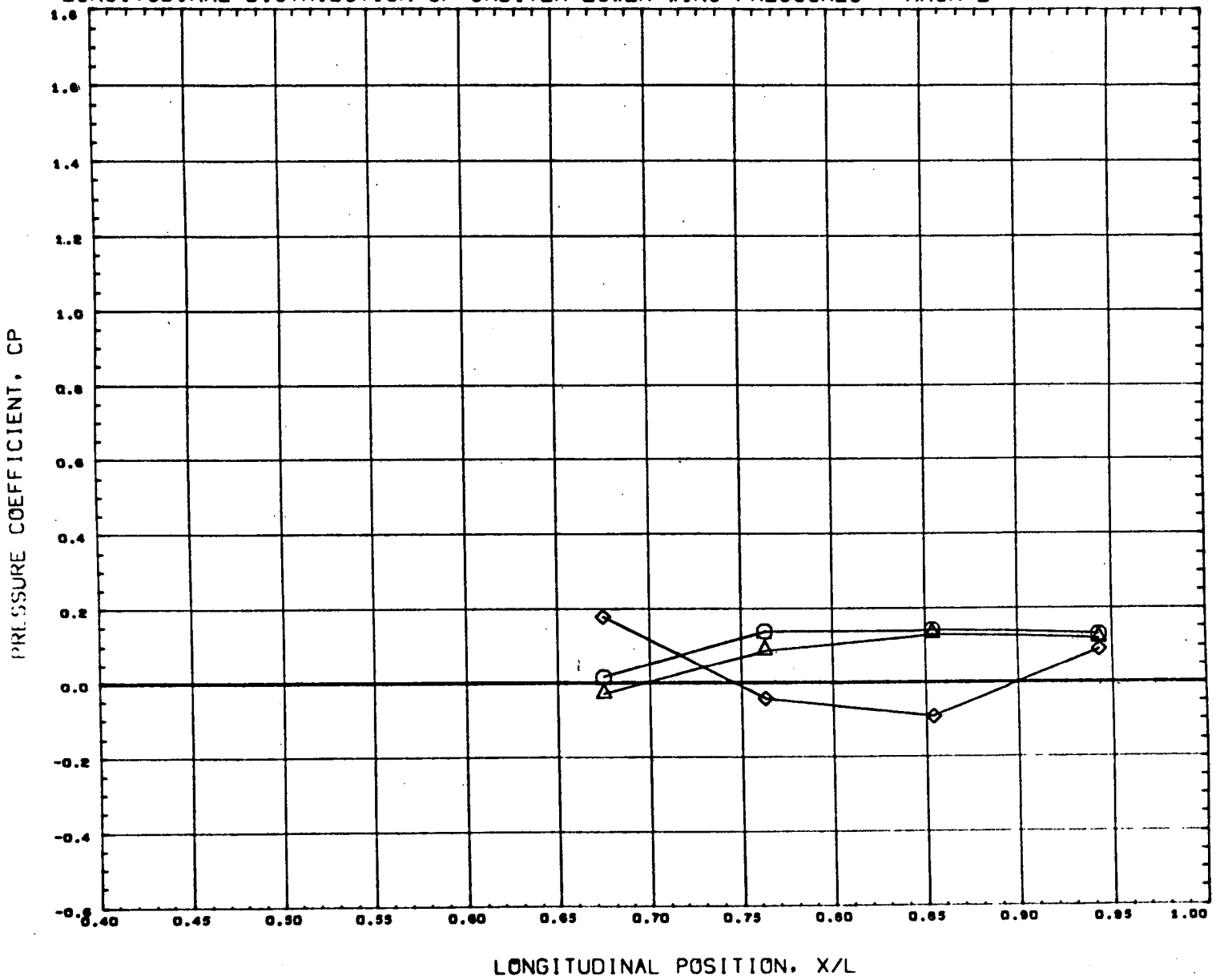
AEDC VA1163 MDAC ORBITER (LOWER WING)

•HT8235•

PAGE 445



# LONGITUDINAL DISTRIBUTION OF ORBITER LOWER WING PRESSURES - MACH 2



SYMBOL	DELTA X	Y/B	DELTA Z	PARAMETRIC VALUES			
○	0.041	0.399	0.105	ALPHA B	9.996	MACH	2.000
△	0.103			ALPHA I	0.000	ORSPOW	0.000
◇	0.165			BSTPOW	0.000		

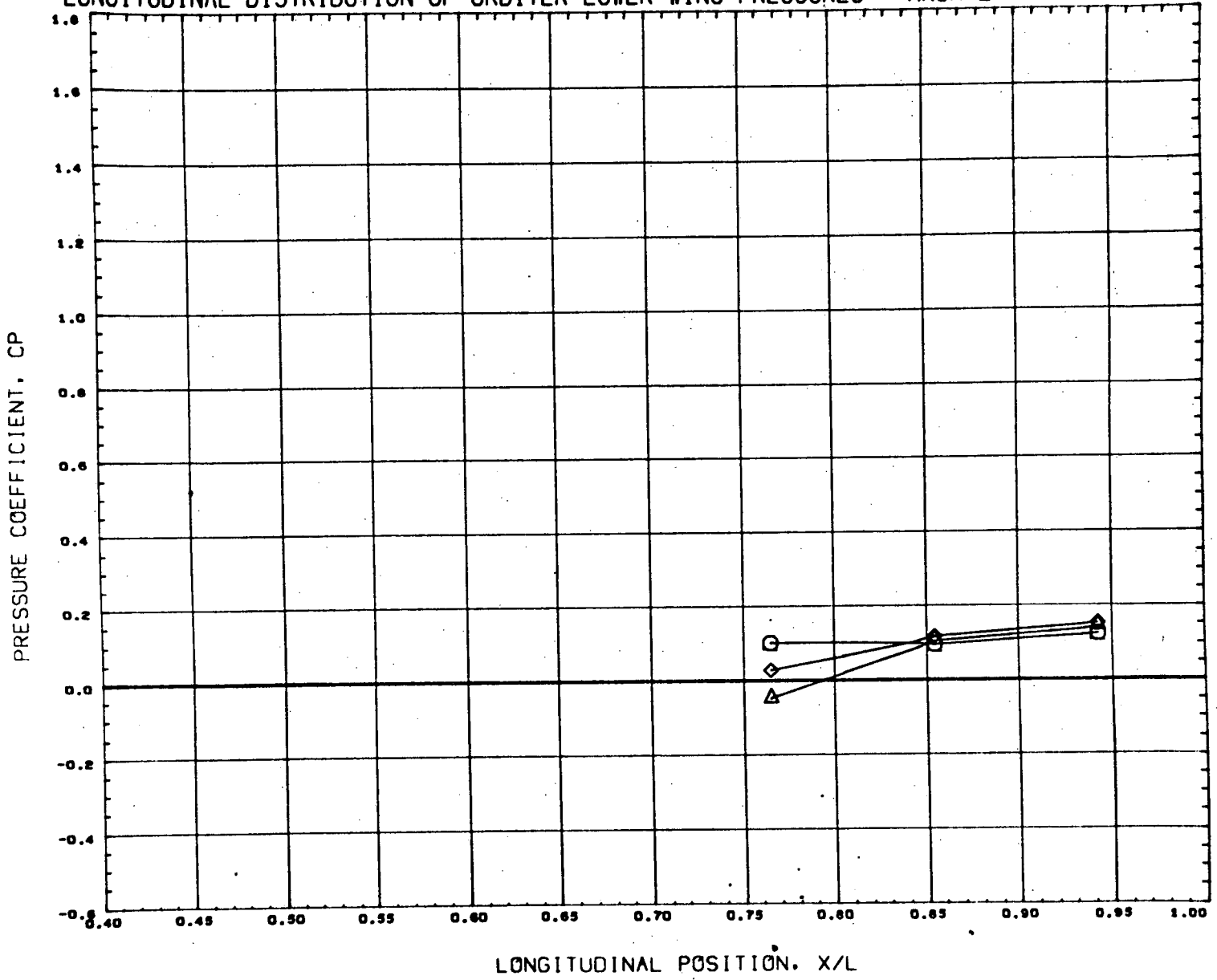
REFERENCE FILE

AEDC VA1163 MDAC ORBITER (LOWER WING)

•HT8235•

PAGE 446

# LONGITUDINAL DISTRIBUTION OF ORBITER LOWER WING PRESSURES - MACH 2

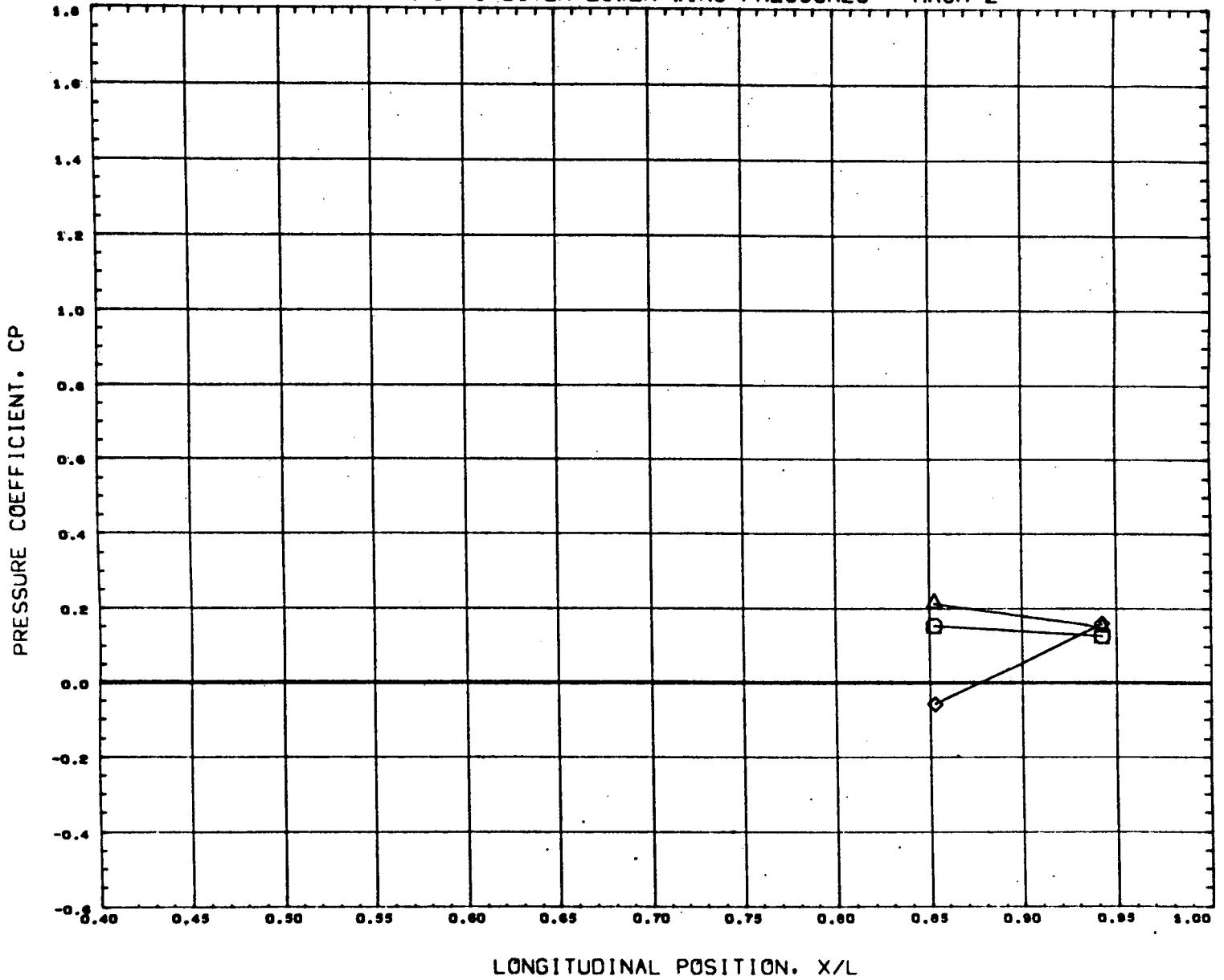


SYMBOL	DELTA X	Y/B	DELTA Z
○	0.041	0.568	0.109
△	0.103		
◇	0.165		

PARAMETRIC VALUES		
ALPHAB	9.996	MACH 2.000
ALPHA1	0.000	ORBPOW 0.000
BSTPOW	0.000	

REFERENCE FILE

# LONGITUDINAL DISTRIBUTION OF ORBITER LOWER WING PRESSURES - MACH 2



SYMBOL	DELTA X	Y/B	DELTA Z
△	0.041	0.738	0.105
□	0.103		
◇	0.165		

PARAMETRIC VALUES			
ALPHAB	9.996	MACH	2.000
ALPHA1	0.000	ORSPOW	0.000
BSTPOW	0.000		

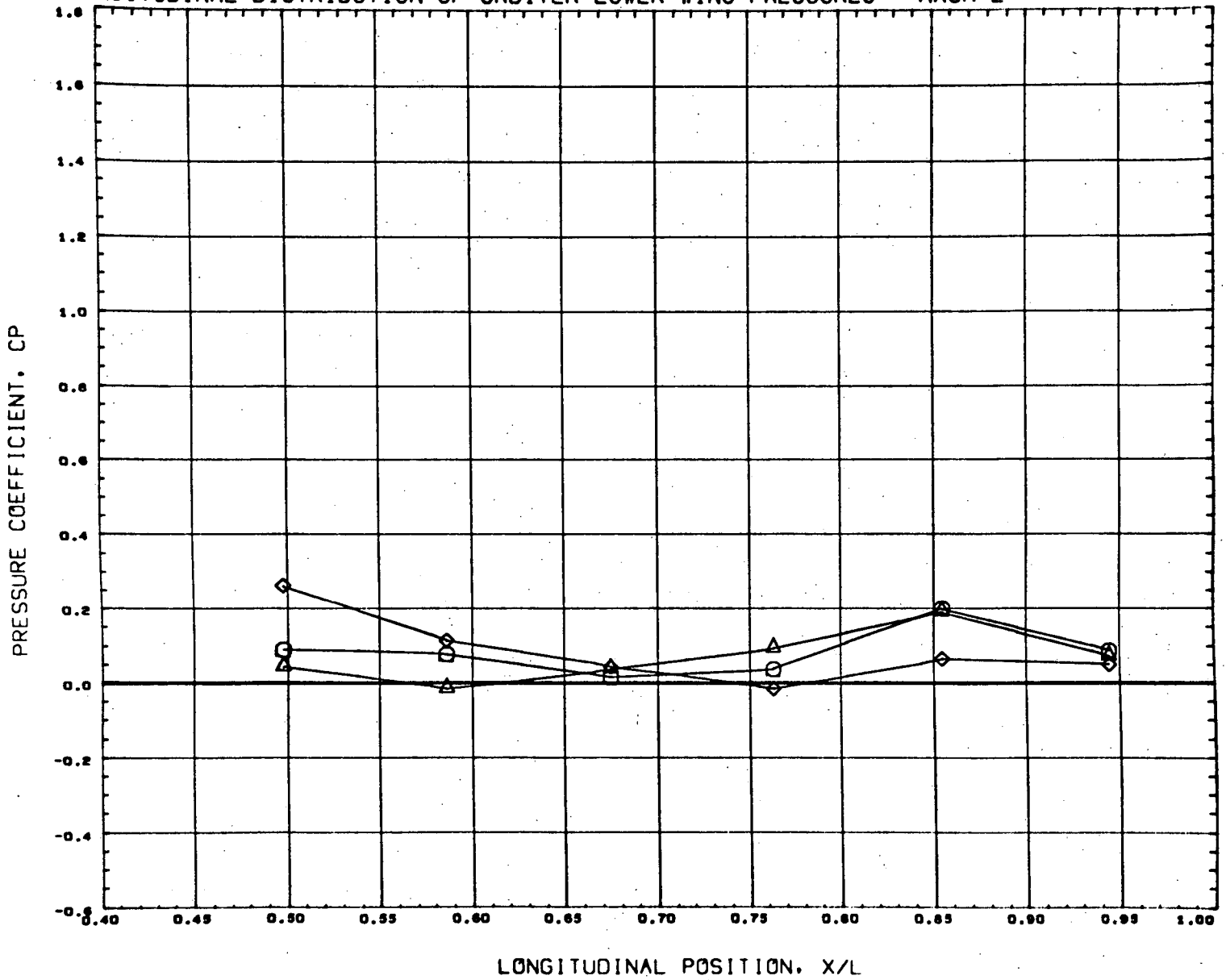
REFERENCE FILE

AEDC VA1163 MDAC ORBITER (LOWER WING)

•HT8235•

PAGE 448

# LONGITUDINAL DISTRIBUTION OF ORBITER LOWER WING PRESSURES - MACH 2

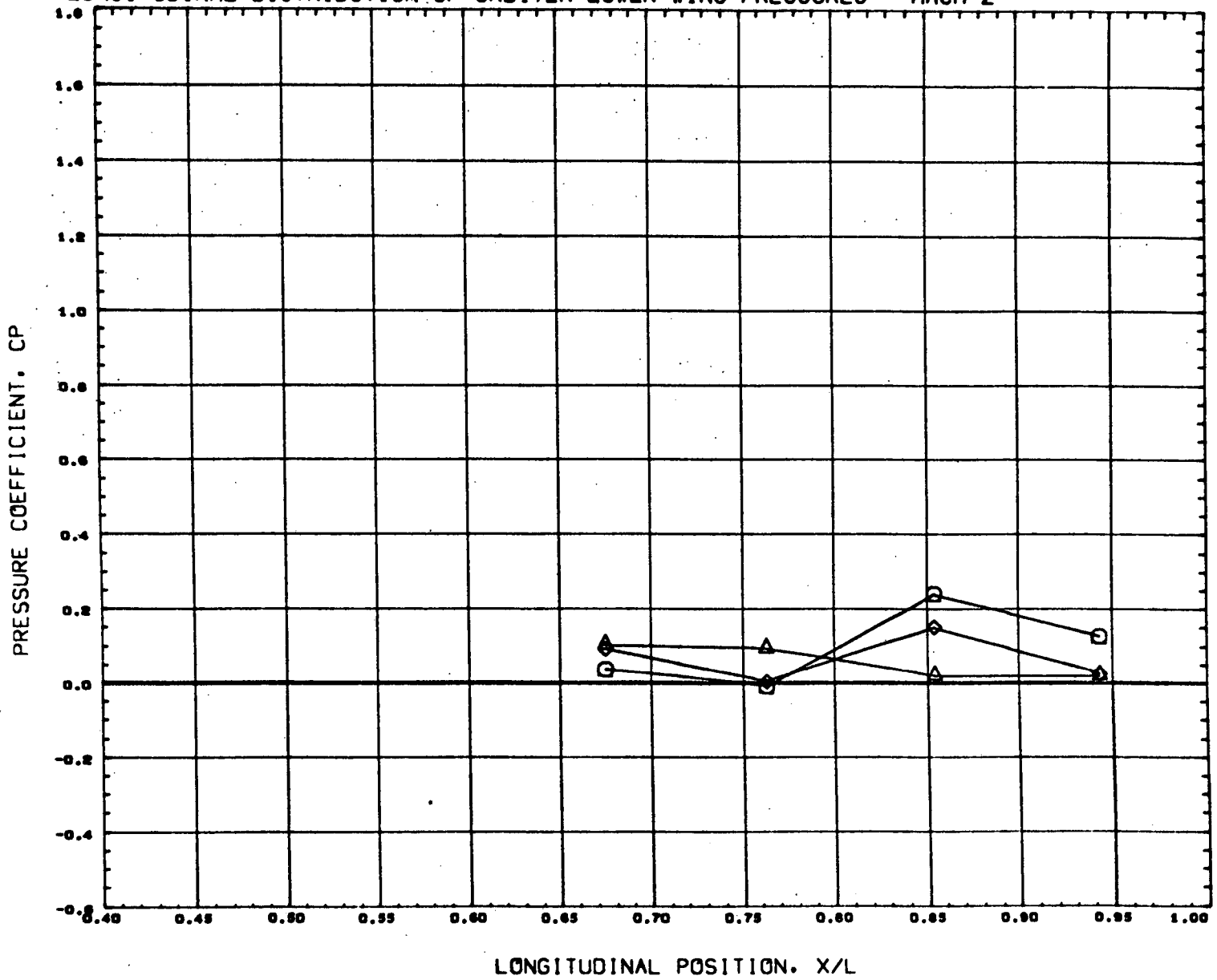


SYMBOL	DELTA X	Y/B	DELTA Z
○	0.143	0.230	0.151
△	0.103		
◇	0.226		

PARAMETRIC VALUES			
ALPHAB	4.926	MACH	2.000
ALPHA I	9.000	ORSPOW	100.000
BSTPOW	30.000		

REFERENCE FILE

# LONGITUDINAL DISTRIBUTION OF ORBITER LOWER WING PRESSURES - MACH 2



LONGITUDINAL POSITION, X/L

SYMBOL	DELTA X	Y/B	DELTA Z
○	0.143	0.399	0.151
△	0.103		
◇	0.226		

PARAMETRIC VALUES			
ALPHAS	4.926	MACH	2.000
ALPHAI	5.000	ORBPOW	100.000
BSTPOW	50.000		

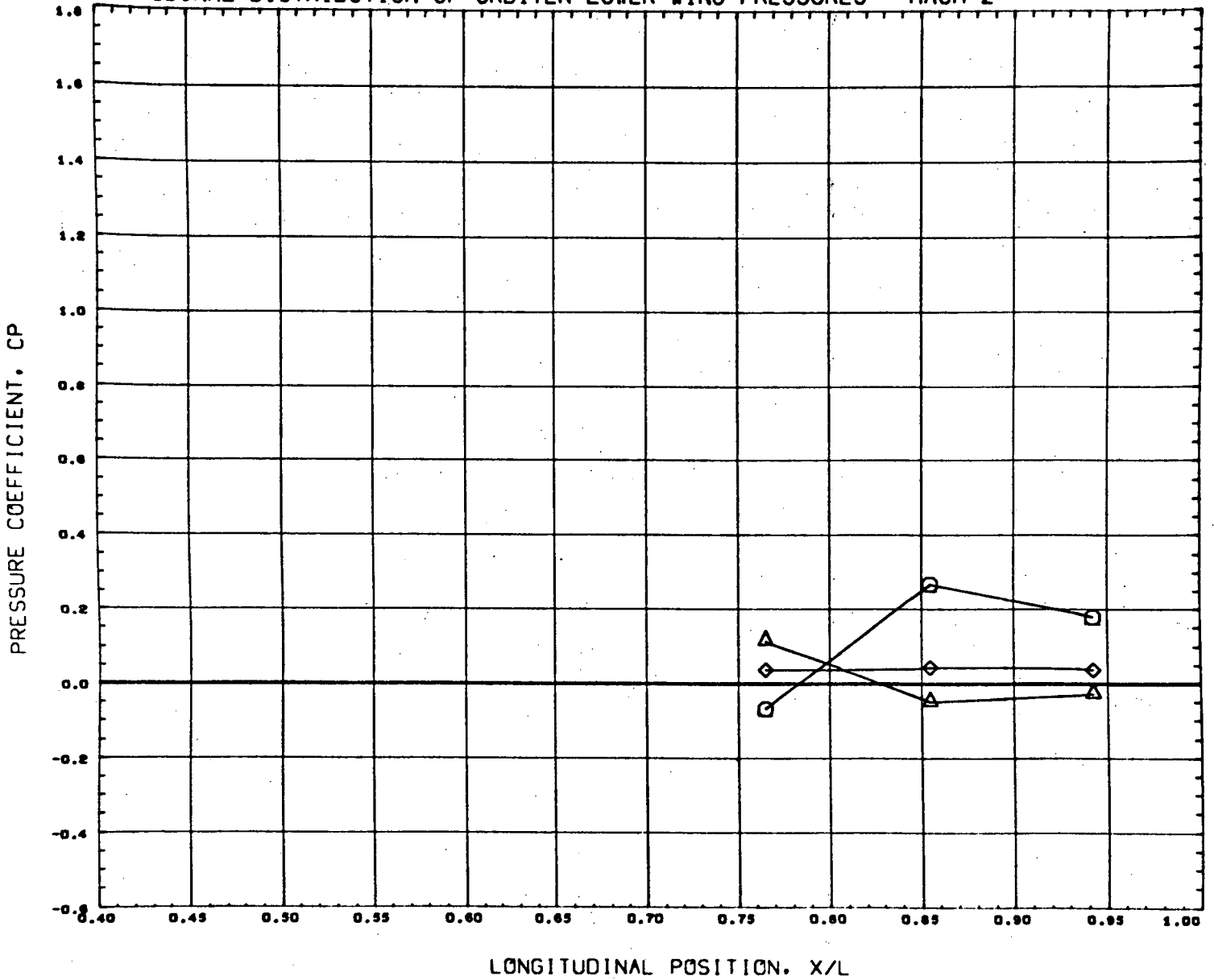
REFERENCE FILE

AEDC VA1163 MDAC ORBITER (LOWER WING)

•HT8242•

PAGE 450

# LONGITUDINAL DISTRIBUTION OF ORBITER LOWER WING PRESSURES - MACH 2



SYMBOL	DELTA X	Y/B	DELTA Z
○	0.143	0.568	0.151
△	0.103		
◇	0.226		

PARAMETRIC VALUES			
ALPHAB	4.926	MACH	2.000
ALPHAI	5.000	ORBPOW	100.000
BSTPOW	50.000		

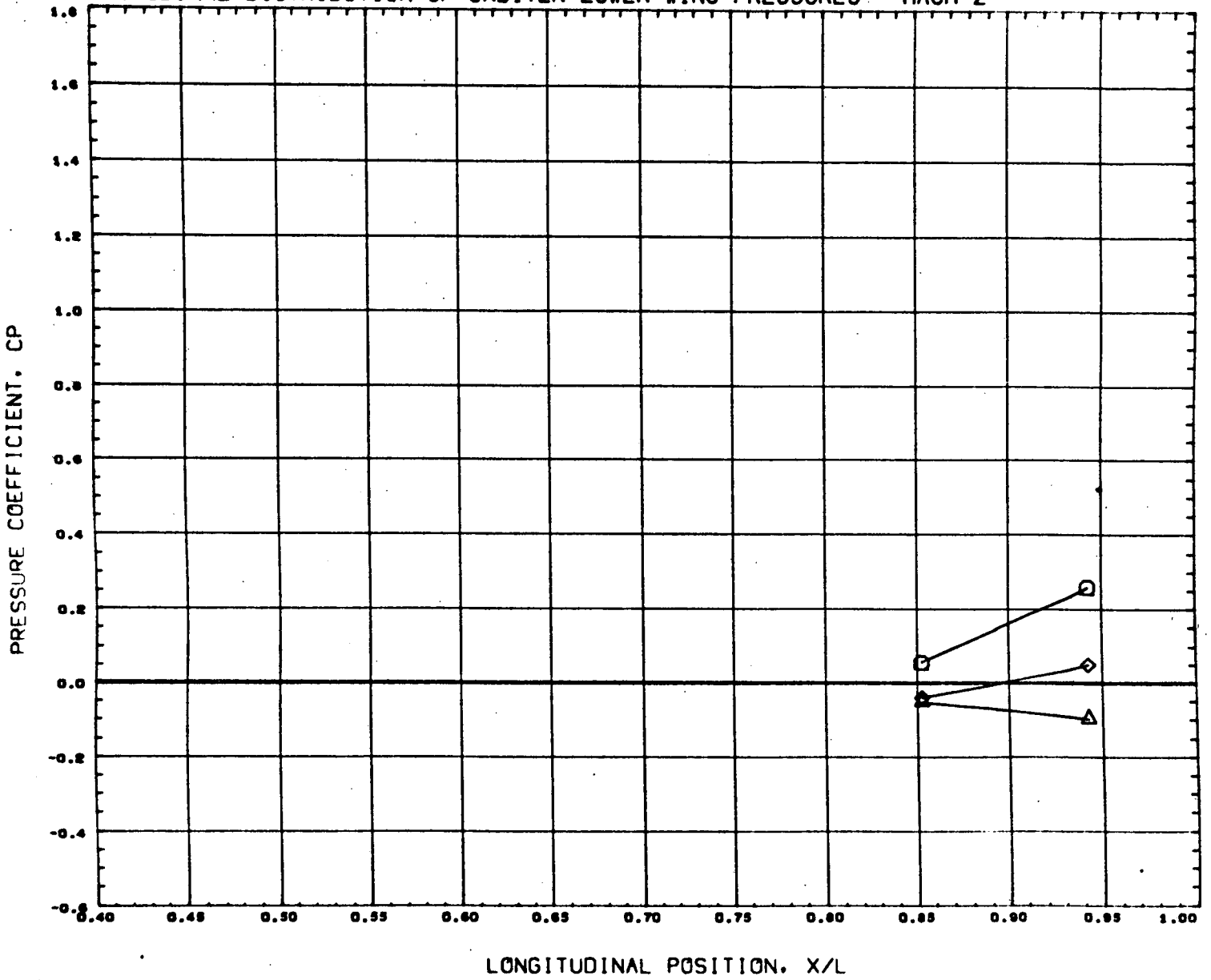
REFERENCE FILE

AEDC VA1163 MDAC ORBITER (LOWER WING)

•HT8242•

PAGE 451

# LONGITUDINAL DISTRIBUTION OF ORBITER LOWER WING PRESSURES - MACH 2

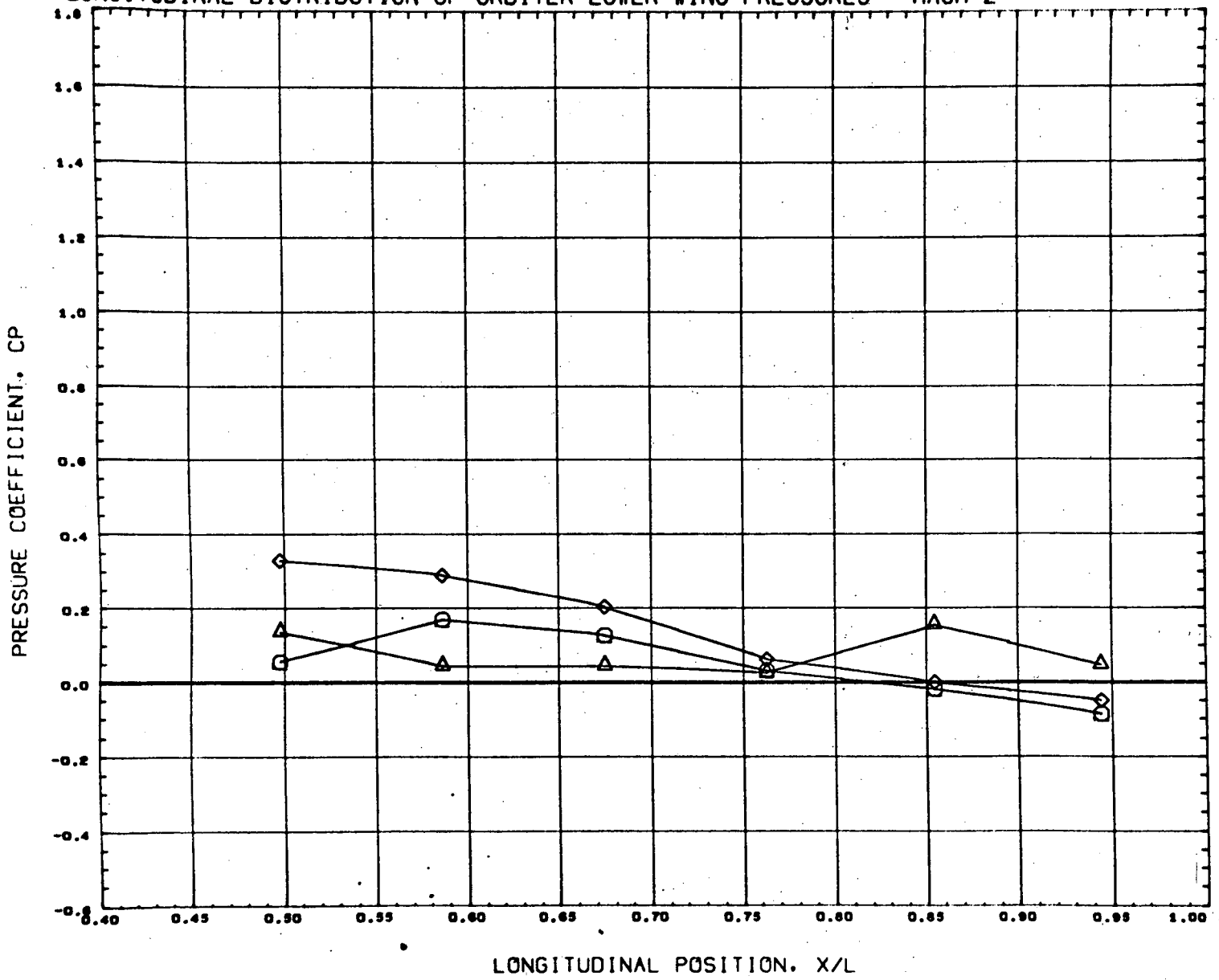


SYMBOL	DELTA X	Y/B	DELTA Z
○	0.143	0.736	0.151
◇	0.103		
△	0.226		

PARAMETRIC VALUES			
ALPHA B	4.926	MACH	2.000
ALPHA I	3.000	ORSPW	100.000
BSPW	50.000		

REFERENCE FILE

# LONGITUDINAL DISTRIBUTION OF ORBITER LOWER WING PRESSURES - MACH 2



SYMBOL	DELTA X	Y/B	DELTA Z
○	0.144	0.230	0.226
△	0.103		
◇	0.226		

PARAMETRIC VALUES			
ALPHA B	4.926	MACH	2.000
ALPHA I	3.000	ORBPOW	100.000
BSTPOW	50.000		

REFERENCE FILE

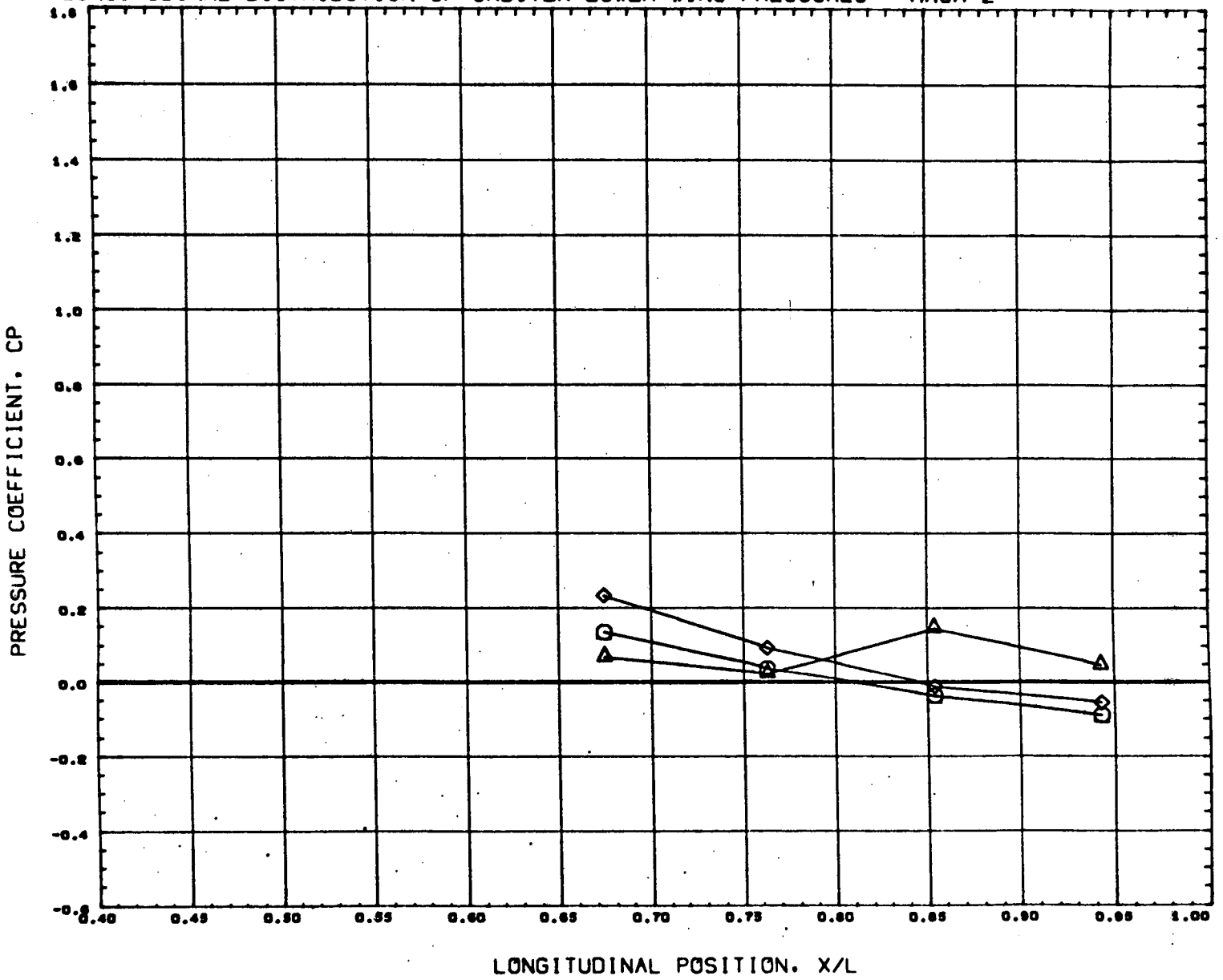
AEDC VA1163 MDAC ORBITER (LOWER WING)

•HT8242•

PAGE 453



# LONGITUDINAL DISTRIBUTION OF ORBITER LOWER WING PRESSURES - MACH 2



SYMBOL	DELTA X	Y/B	DELTA Z
○	0.144	0.399	0.229
△	0.103		
◇	0.226		

PARAMETRIC VALUES		
ALPHAB	4.926	MACH 2.000
ALPHAI	5.000	ORBPW 100.000
BSTPW	50.000	

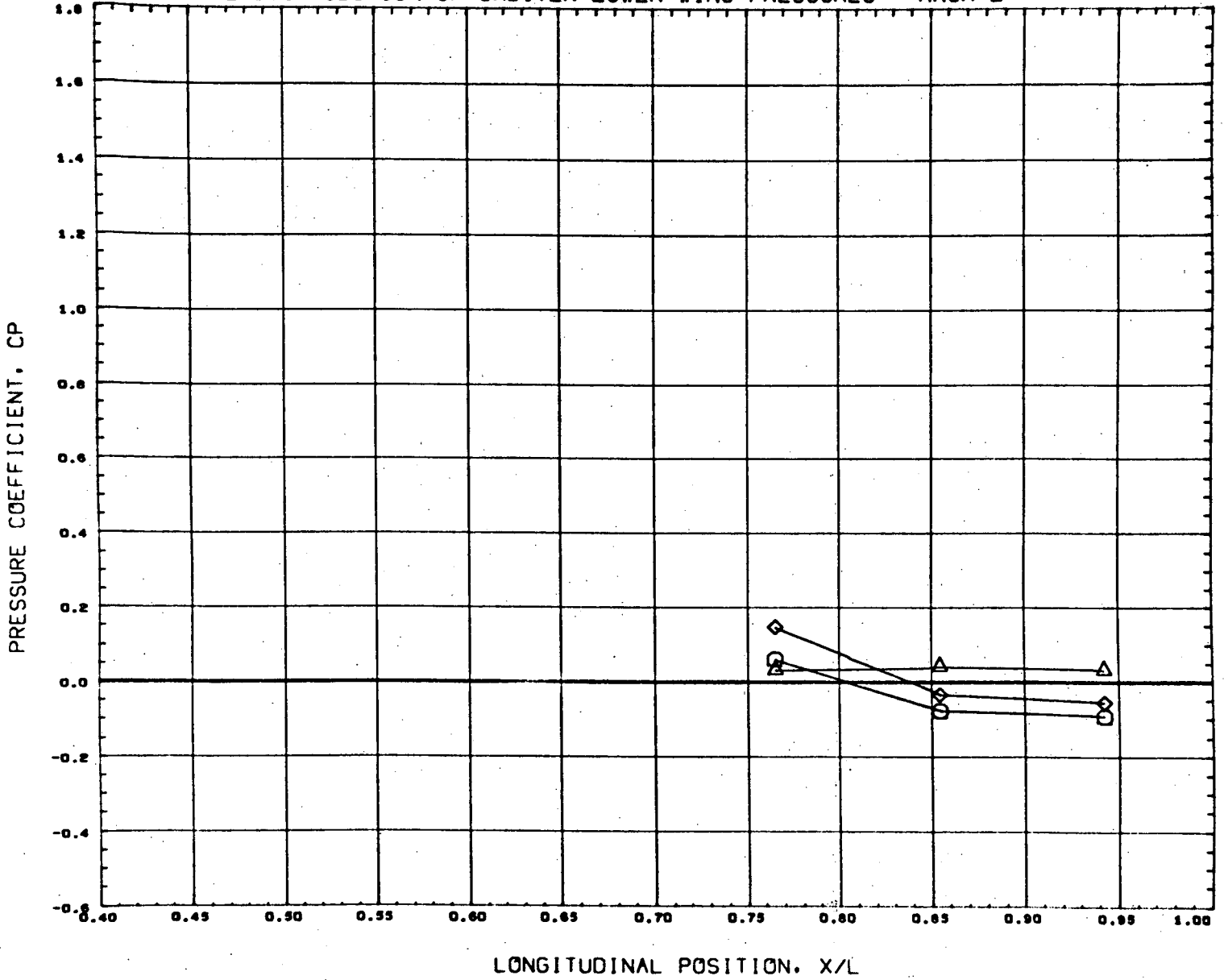
REFERENCE FILE

AEDC VA1163 MDAC ORBITER (LOWER WING)

•HT8242•

PAGE 454

# LONGITUDINAL DISTRIBUTION OF ORBITER LOWER WING PRESSURES - MACH 2

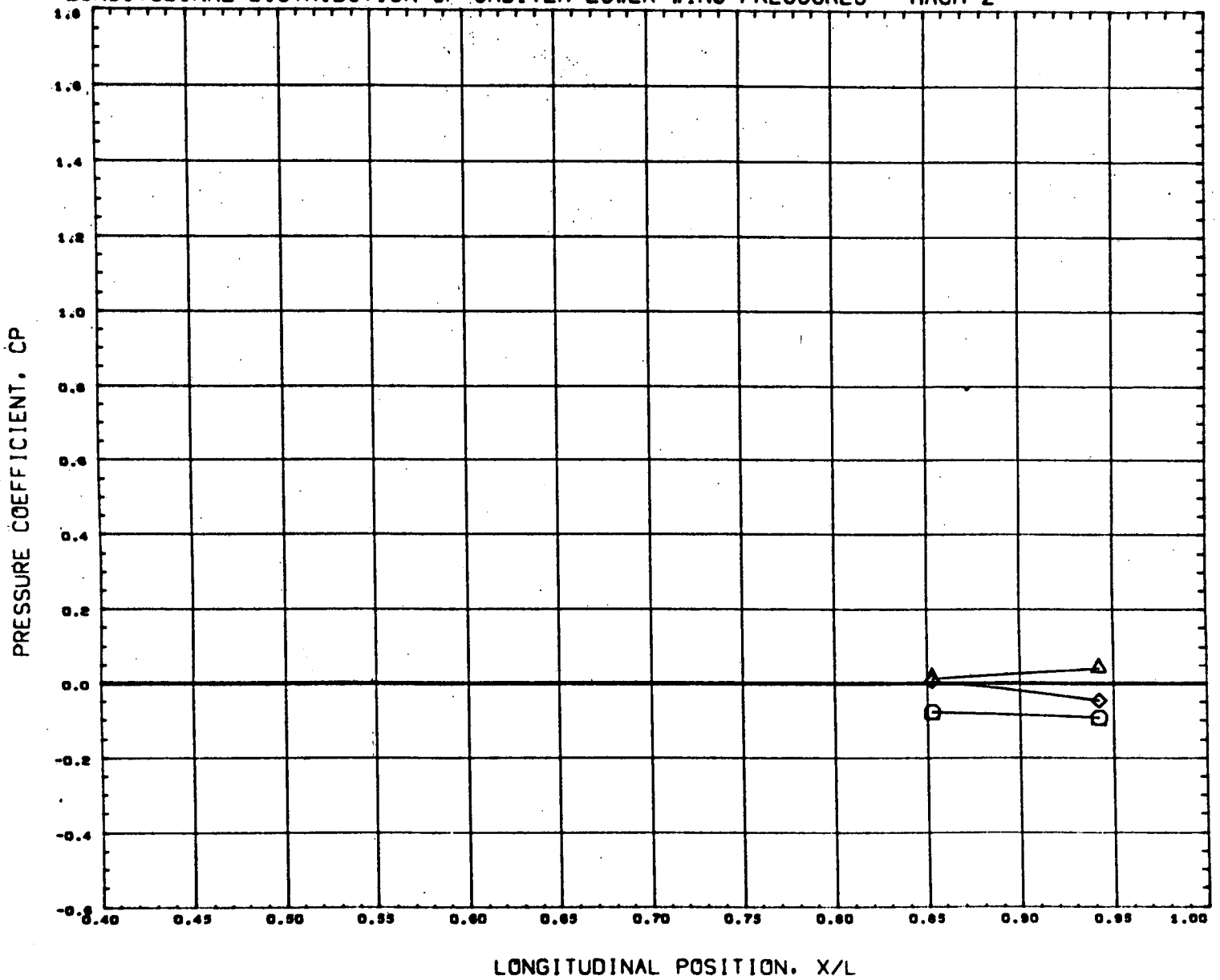


SYMBOL	DELTA X	Y/B	DELTA Z
○	0.144	0.568	0.226
△	0.103		
◇	0.226		

PARAMETRIC VALUES		
ALPHA B	4.926	MACH 2.000
ALPHA I	5.000	ORBPOW 100.000
BSTPOW	50.000	

REFERENCE FILE

# LONGITUDINAL DISTRIBUTION OF ORBITER LOWER WING PRESSURES - MACH 2



SYMBOL	DELTA X	Y/B	DELTA Z
△	0.144	0.738	0.228
◇	0.103		
○	0.226		

PARAMETRIC VALUES			
ALPHAB	4.926	MACH	2.000
ALPHA?	5.000	ORSPCW	100.000
BBTPOW	50.000		

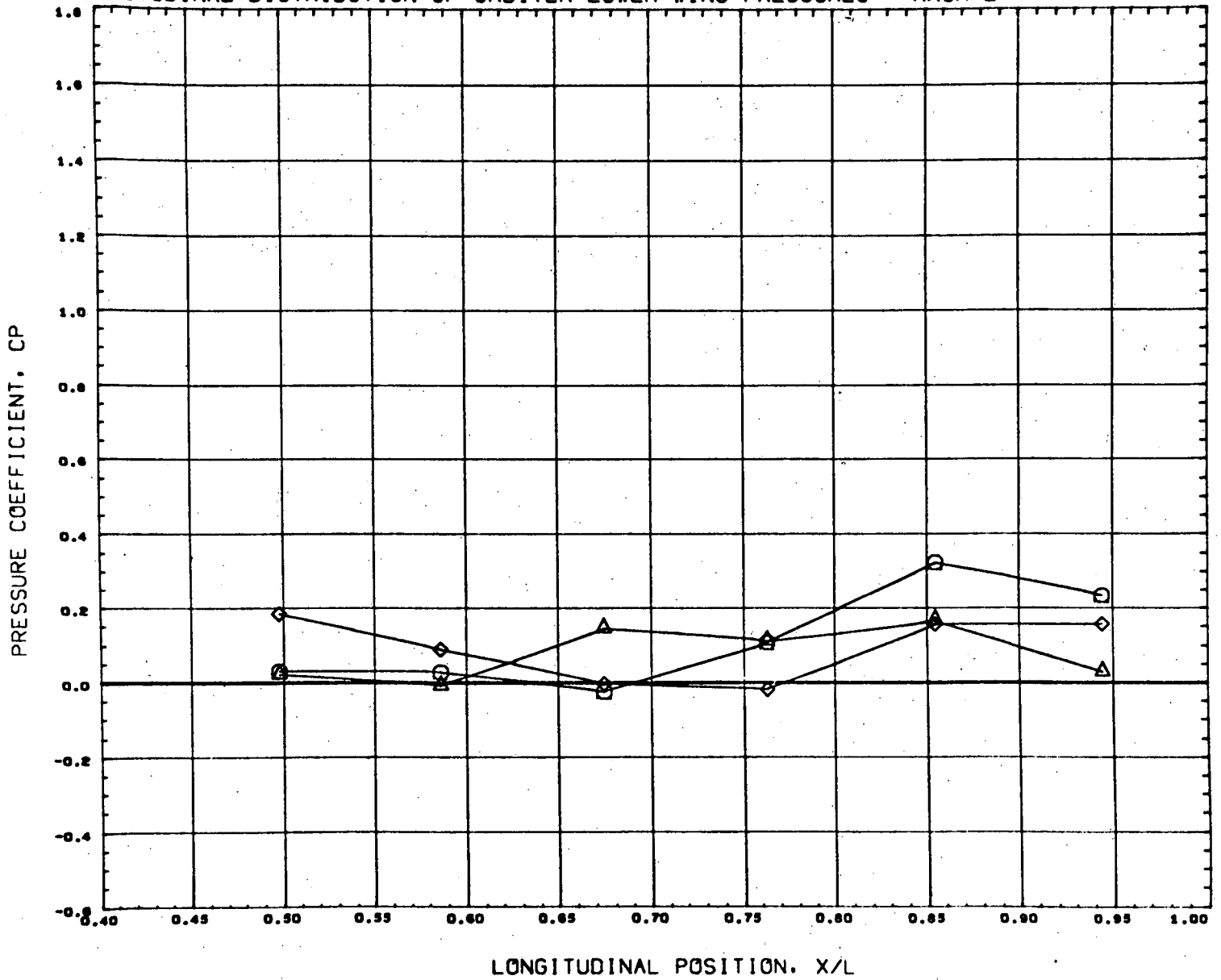
REFERENCE FILE

AEDC VA1163 MDAC ORBITER (LOWER WING)

•HT8242•

PAGE 456

# LONGITUDINAL DISTRIBUTION OF ORBITER LOWER WING PRESSURES - MACH 2



SYMBOL	DELTA X	Y/B	DELTA Z
○	0.143	0.230	0.151
△	0.103		
◇	0.226		

PARAMETRIC VALUES			
ALPHAB	0.018	MACH	2.000
ALPHAT	5.000	ORBPOW	100.000
BSTPOW	50.000		

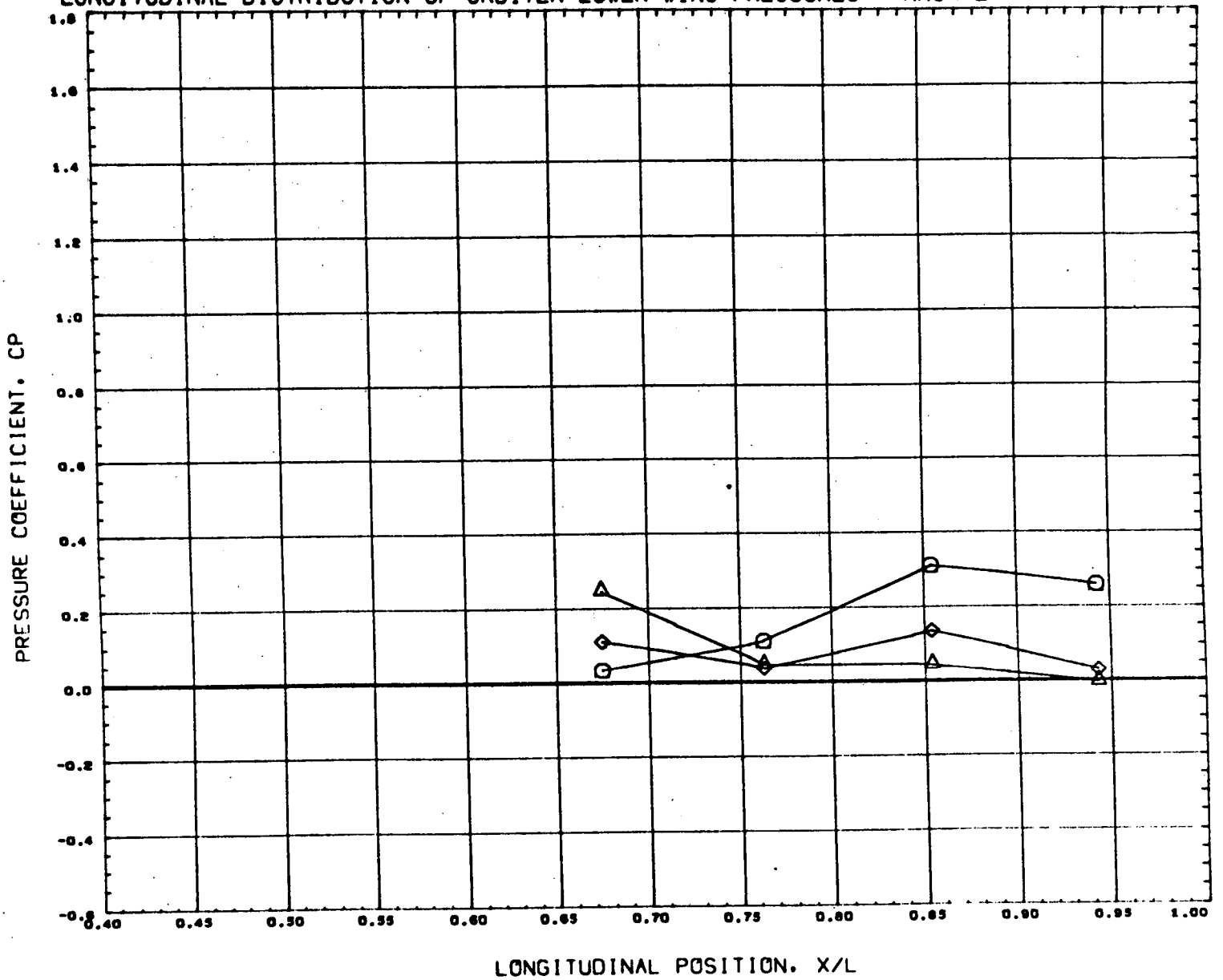
REFERENCE FILE

AEDC VA1163 MDAC ORBITER (LOWER WING)

•HT8243•

PAGE 457

# LONGITUDINAL DISTRIBUTION OF ORBITER LOWER WING PRESSURES - MACH 2



SYMBOL	DELTA X	Y/B	DELTA Z
○	0.143	0.309	0.151
△	0.103		
◇	0.226		

PARAMETRIC VALUES			
ALPHAB	0.018	MACH	2.000
ALPHA1	5.000	ORBPOW	100.000
BSTPOW	50.000		

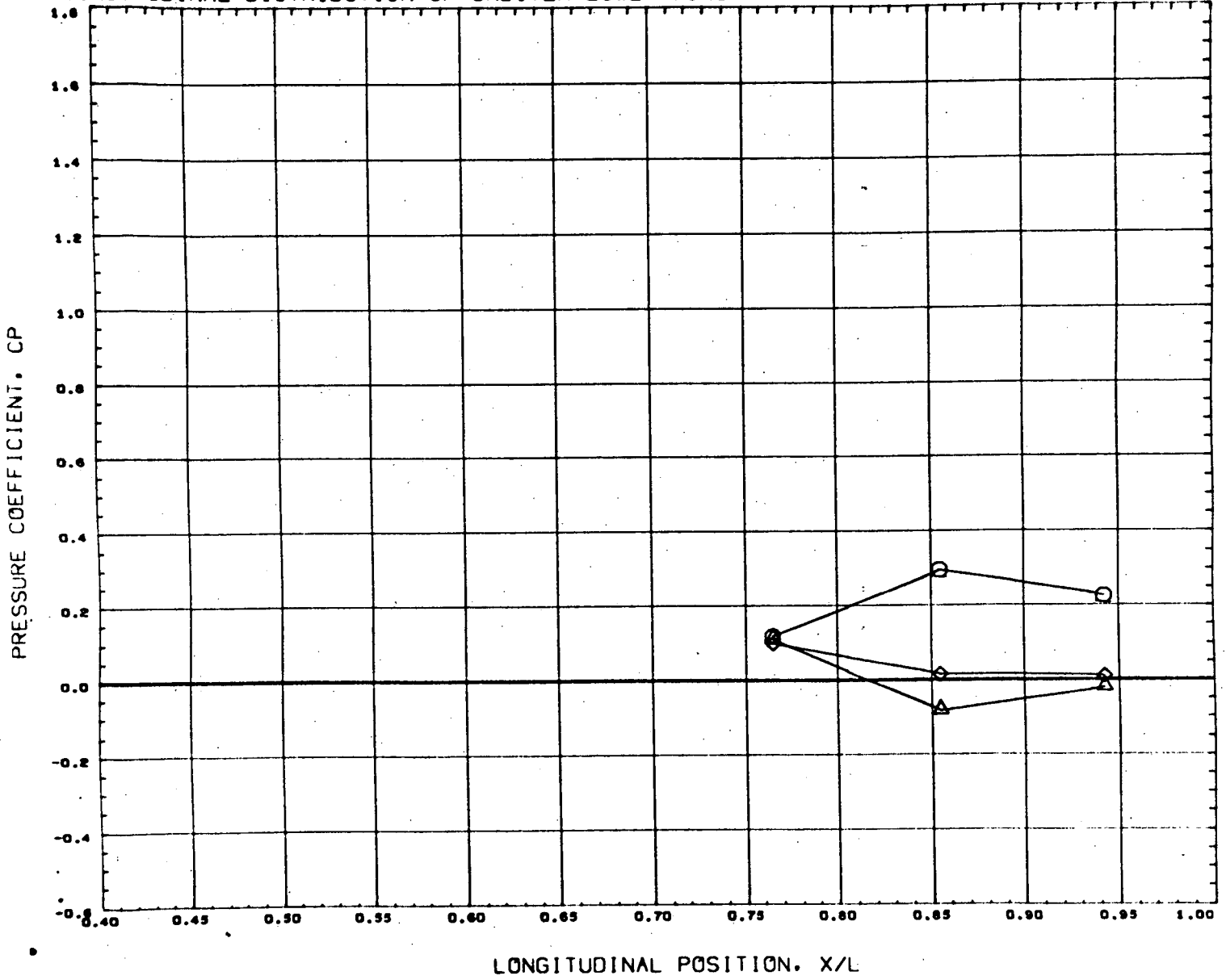
REFERENCE FILE

AEDC VA1163 MDAC ORBITER (LOWER WING)

•HT8243•

PAGE 458

# LONGITUDINAL DISTRIBUTION OF ORBITER LOWER WING PRESSURES - MACH 2

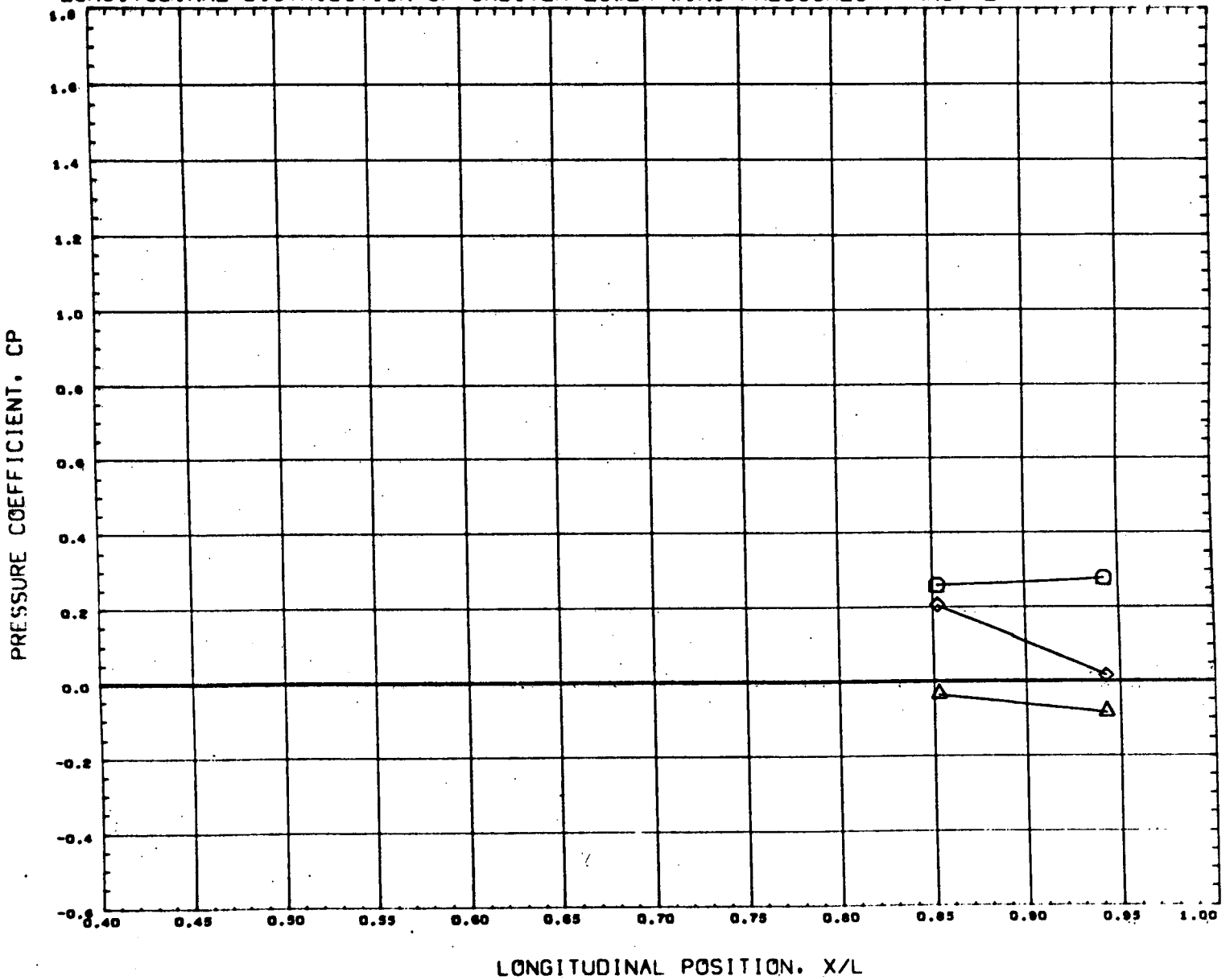


SYMBOL	DELTA X	Y/B	DELTA Z
○	0.143	0.566	0.151
◇	0.103		
△	0.226		

PARAMETRIC VALUES		
ALPHA B	0.018	MACH 2.000
ALPHA I	9.000	ORBPOW 100.000
BSTPOW	50.000	

REFERENCE FILE

# LONGITUDINAL DISTRIBUTION OF ORBITER LOWER WING PRESSURES - MACH 2



SYMBOL	DELTA X	Y/B	DELTA Z
○	0.143	0.738	0.131
△	0.103		
◇	0.226		

PARAMETRIC VALUES			
ALPHAB	0.018	MACH	2.000
ALPHA1	5.000	ORBPOW	100.000
BSTPOW	50.000		

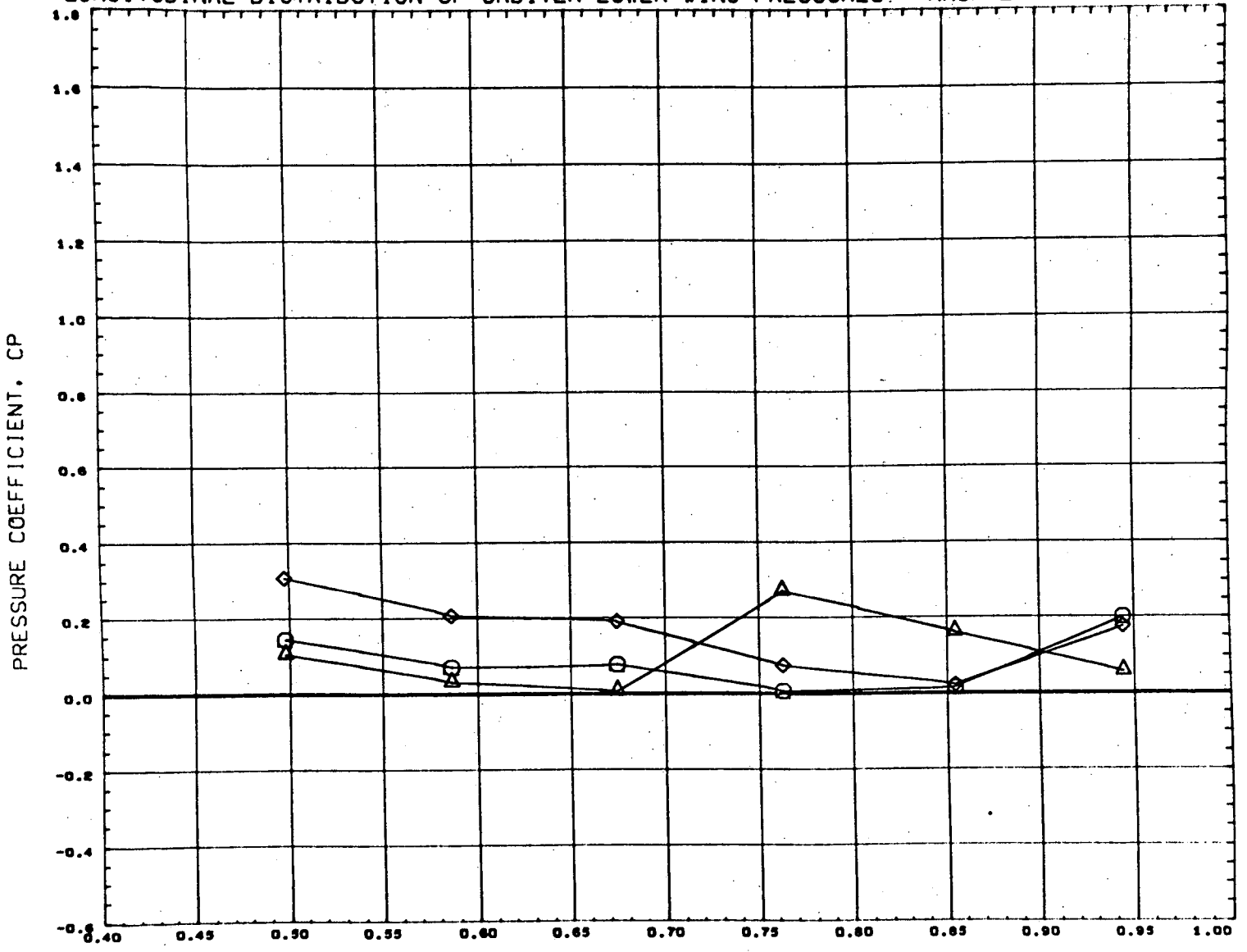
REFERENCE FILE

AEDC VA1163 MDAC ORBITER (LOWER WING)

•HT8243•

PAGE 460

# LONGITUDINAL DISTRIBUTION OF ORBITER LOWER WING PRESSURES - MACH 2



LONGITUDINAL POSITION, X/L

SYMBOL	DELTA X	Y/B	DELTA Z
○	0.144	0.230	0.226
△	0.103		
◇	0.226		

PARAMETRIC VALUES			
ALPHAB	0.018	MACH	2.000
ALPHAI	5.000	ORBPOM	100.000
BSTPOM	50.000		

REFERENCE FILE

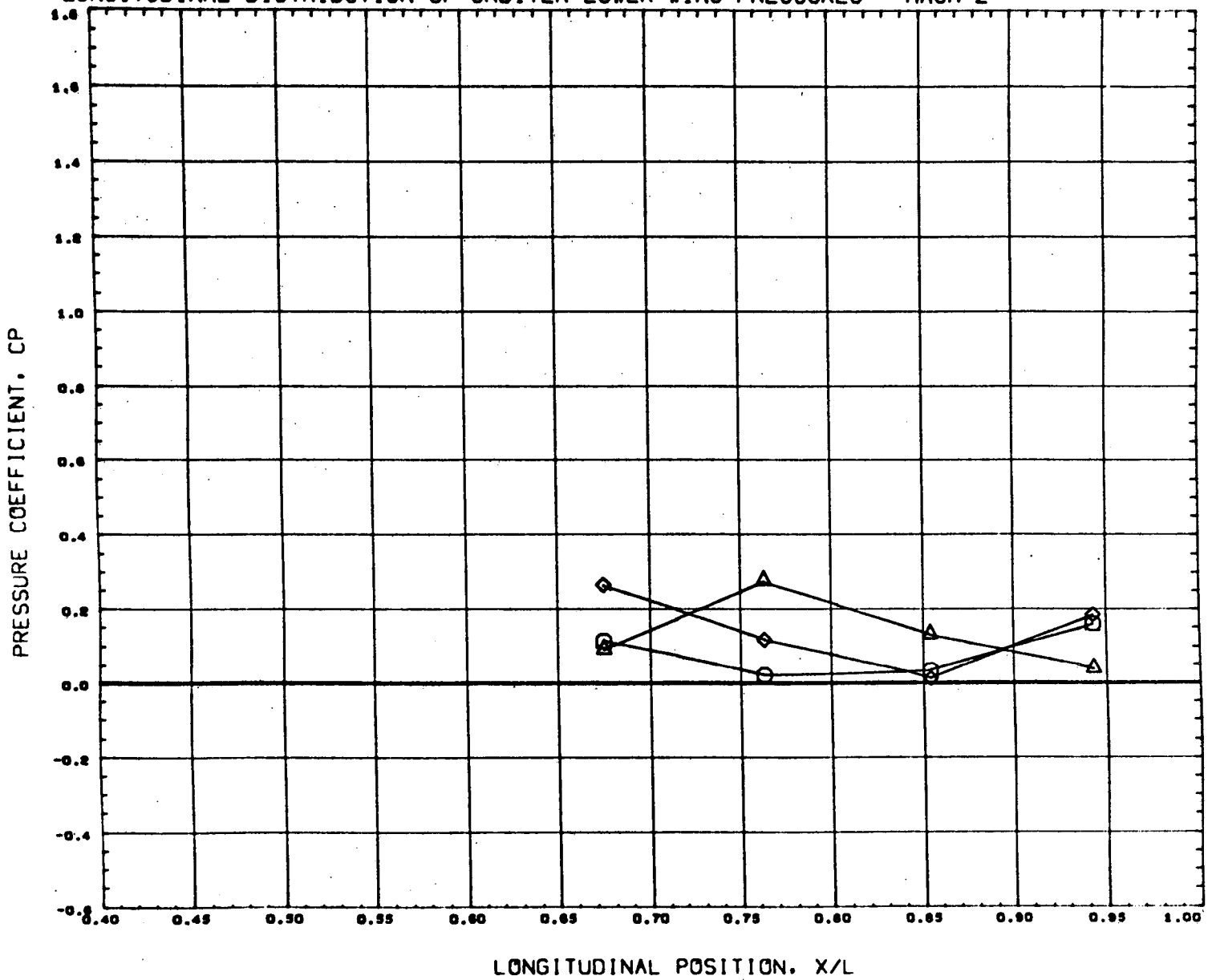
AEDC VA1163 MDAC ORBITER (LOWER WING)

•HT8243•

PAGE 461



# LONGITUDINAL DISTRIBUTION OF ORBITER LOWER WING PRESSURES - MACH 2



SYMBOL	DELTA X	Y/B	DELTA Z
○	0.144	0.399	0.226
△	0.103		
◇	0.226		

PARAMETRIC VALUES			
ALPHA B	0.018	MACH	2.000
ALPHA I	5.000	CRS POW	100.000
BST POW	50.000		

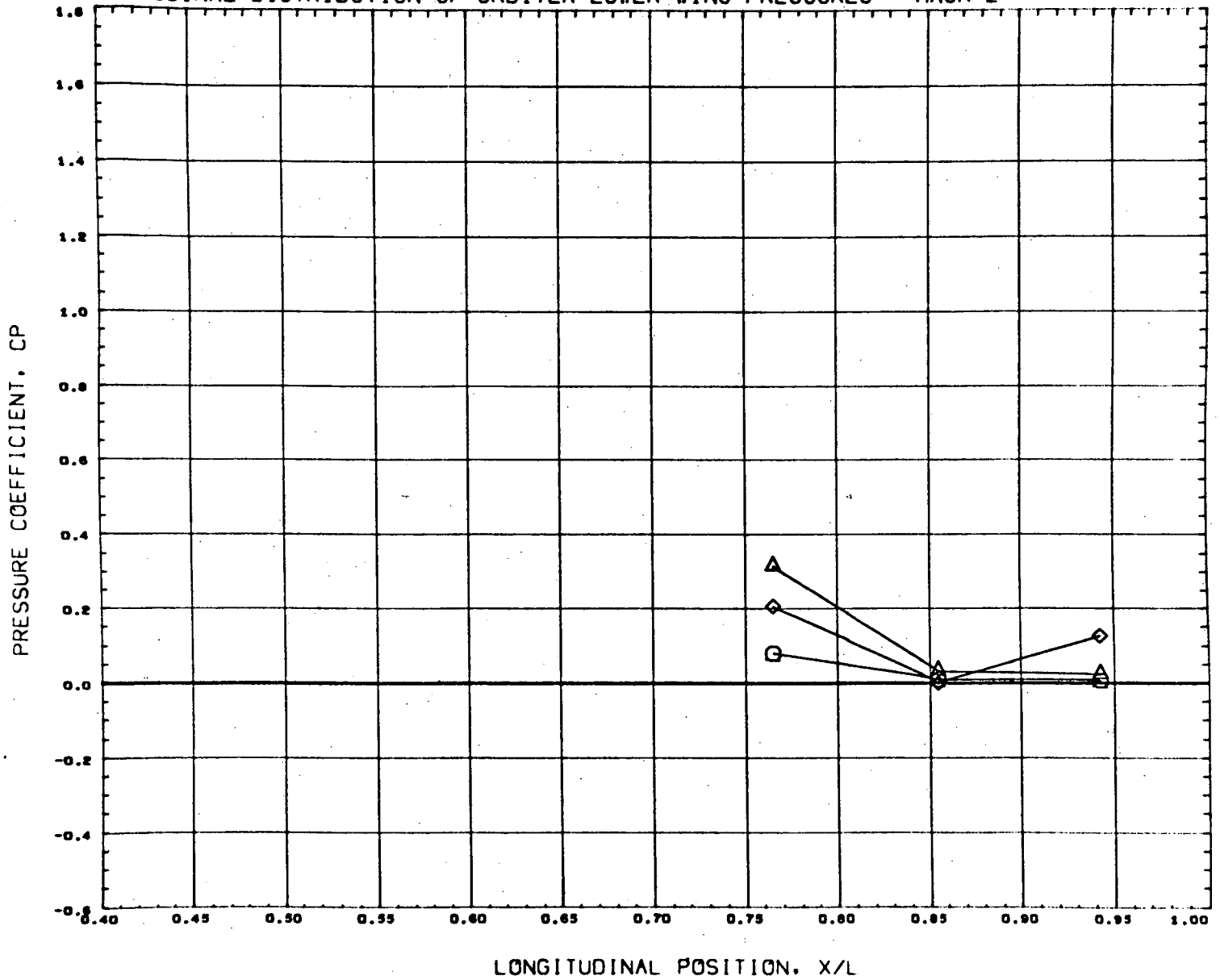
REFERENCE FILE

AEDC VA1163 MDAC ORBITER (LOWER WING)

•HT8243•

PAGE 462

# LONGITUDINAL DISTRIBUTION OF ORBITER LOWER WING PRESSURES - MACH 2



SYMBOL	DELTA X	Y/B	DELTA Z
○	0.144	0.568	0.228
△	0.103		
◇	0.228		

PARAMETRIC VALUES			
ALPHAB	0.018	MACH	2.000
ALPHA I	9.000	ORBPOW	100.000
BSTPOW	30.000		

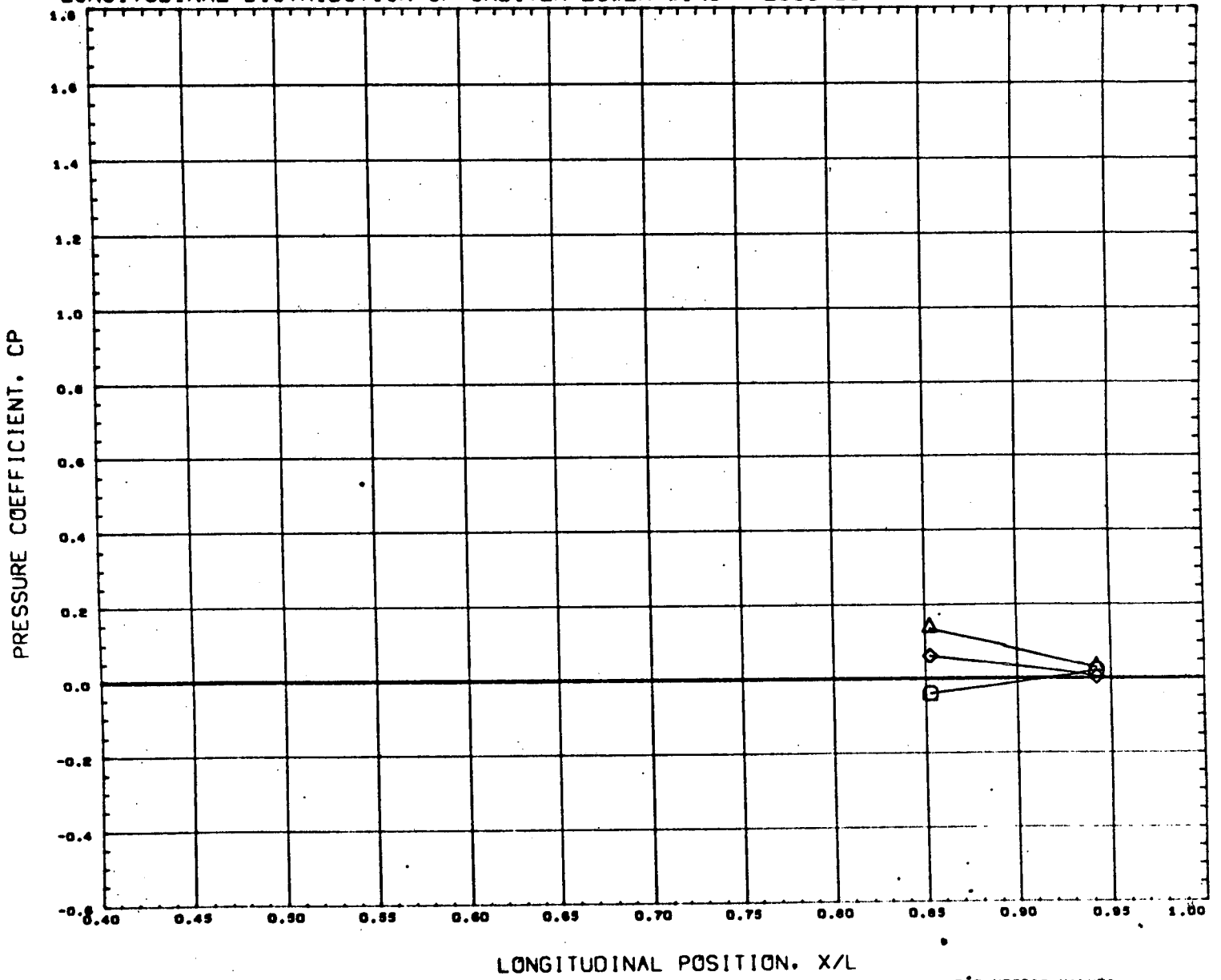
REFERENCE FILE

AEDC VA1163 MDAC ORBITER (LOWER WING)

•HT8243•

PAGE 463

# LONGITUDINAL DISTRIBUTION OF ORBITER LOWER WING PRESSURES - MACH 2



SYMBOL	DELTA X	Y/B	DELTA Z
○	0.144	0.738	0.226
△	0.103		
◇	0.226		

PARAMETRIC VALUES			
ALPHAB	0.018	MACH	2.000
ALPHA1	5.000	ORBPOW	100.000
BSTPOW	30.000		

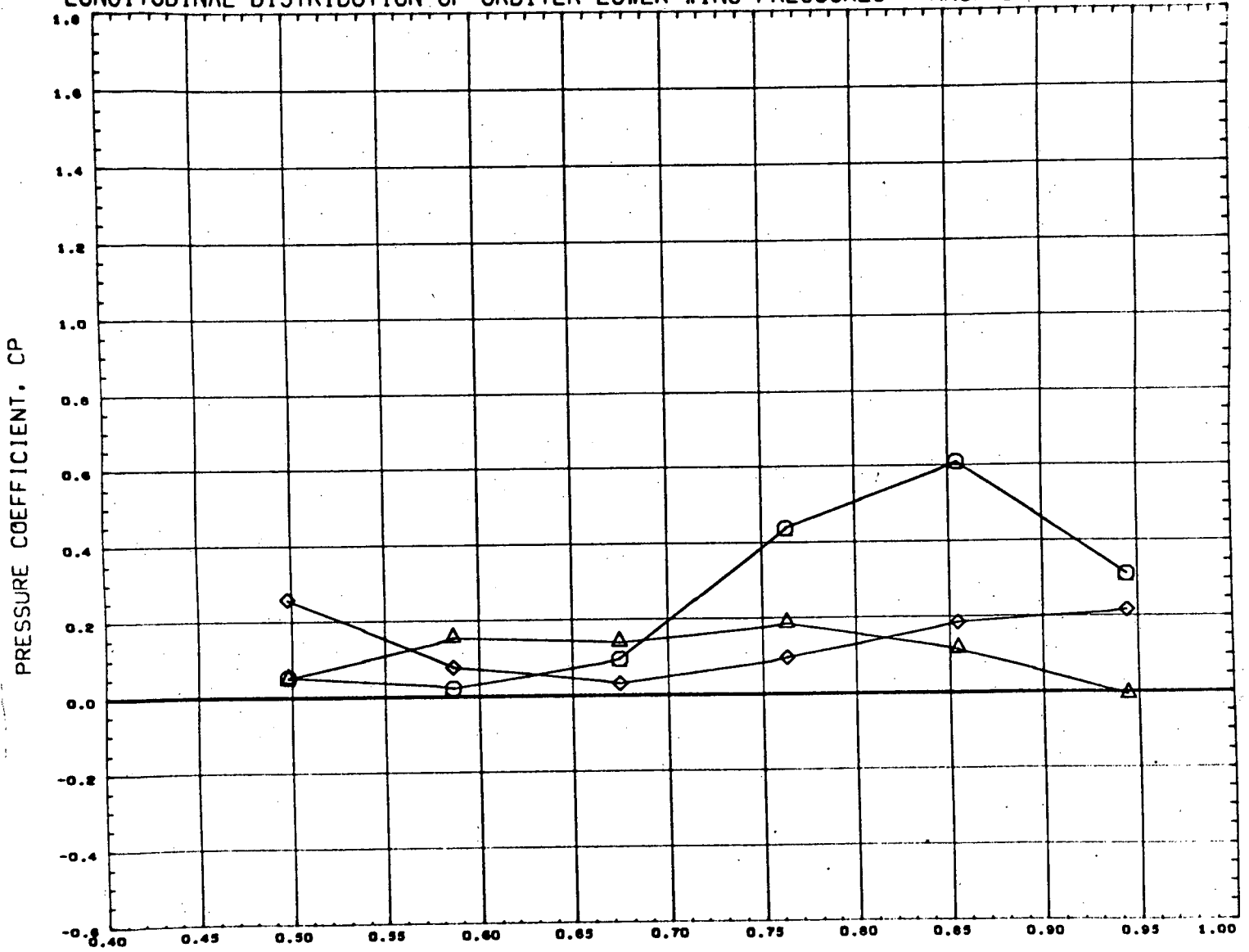
REFERENCE FILE

AECC VA1163 MDAC ORBITER (LOWER WING)

•HT8243•

PAGE 464

# LONGITUDINAL DISTRIBUTION OF ORBITER LOWER WING PRESSURES - MACH 2



LONGITUDINAL POSITION, X/L

SYMBOL	DELTA X	Y/B	DELTA Z
○	0.143	0.230	0.151
△	0.103		
◇	0.226		

PARAMETRIC VALUES			
ALPHAB	5.008	MACH	2.000
ALPHA1	5.000	ORBPOW	100.000
BSTPOW	50.000		

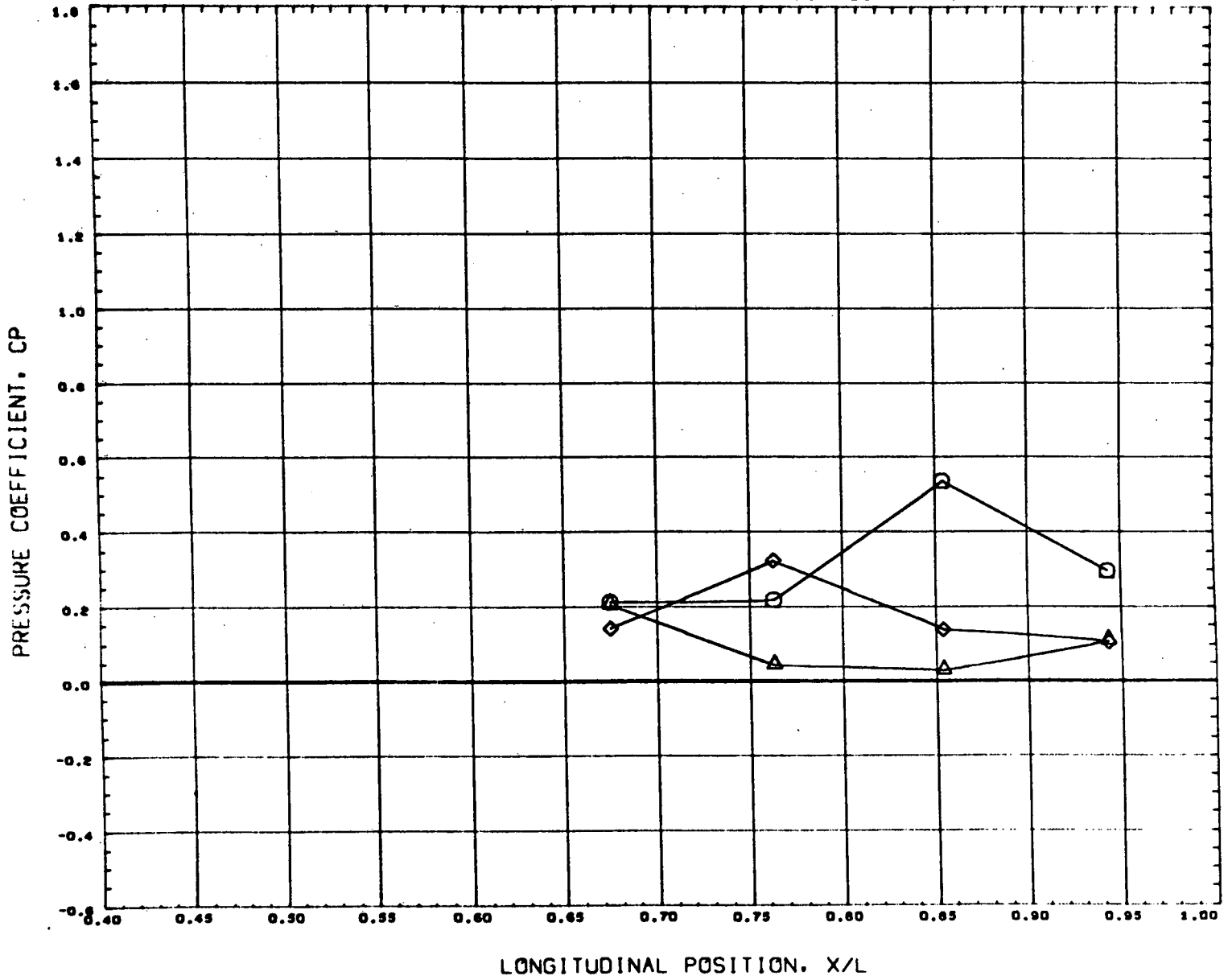
REFERENCE FILE

AEDC VA1163 MDAC ORBITER (LOWER WING)

•HT8244•

PAGE 465

# LONGITUDINAL DISTRIBUTION OF ORBITER LOWER WING PRESSURES - MACH 2



SYMBOL	DELTA X	Y/B	DELTA Z
□	0.143	0.399	0.151
△	0.103		
◇	0.226		

PARAMETRIC VALUES			
ALPHA <sub>B</sub>	5.008	MACH	2.000
ALPHA <sub>I</sub>	5.000	ORSPOW	100.000
BSTPOW	50.000		

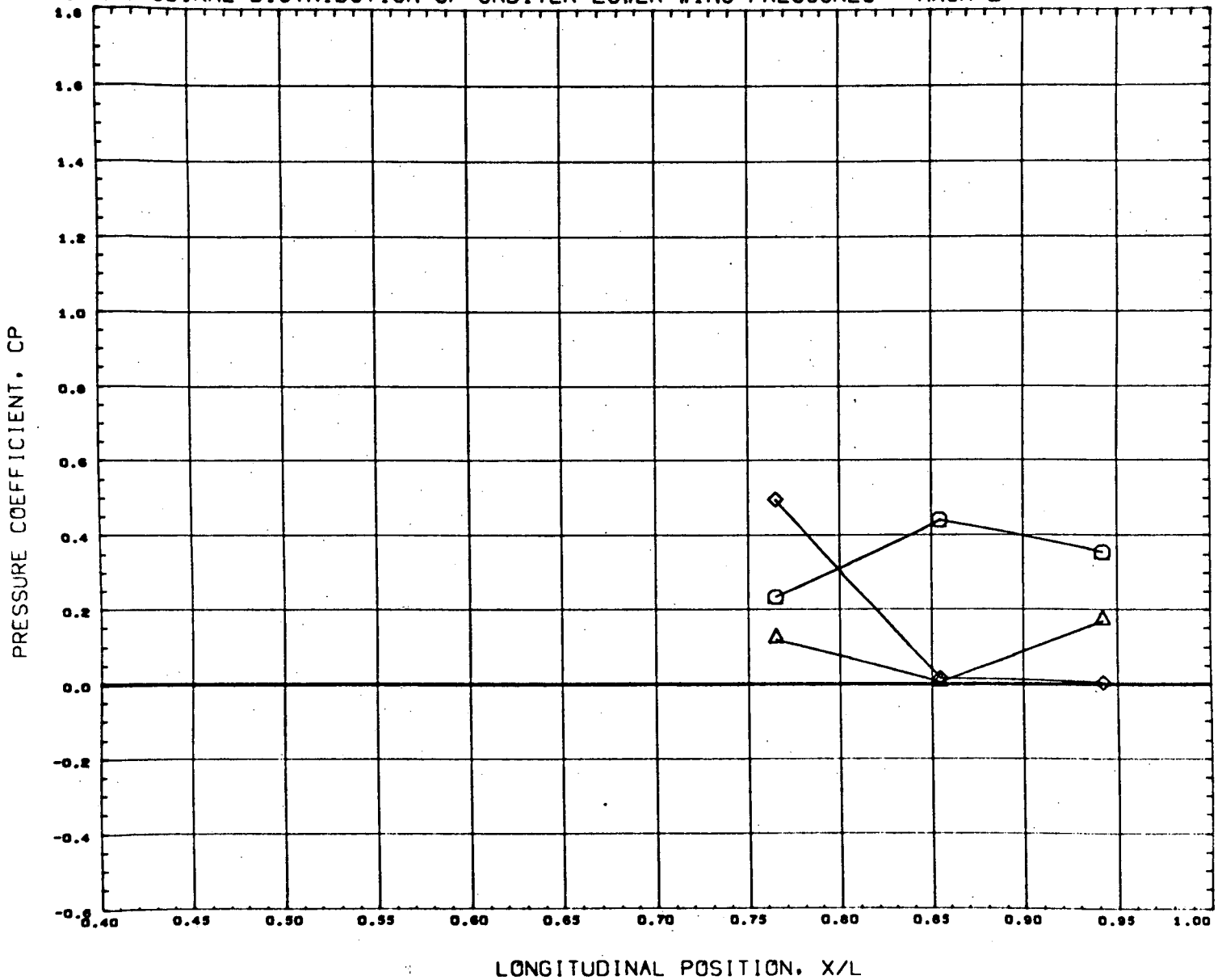
REFERENCE FILE

AEDC VA1163 MDAC ORBITER (LOWER WING)

•HT8244•

PAGE 466

# LONGITUDINAL DISTRIBUTION OF ORBITER LOWER WING PRESSURES - MACH 2



SYMBOL	DELTA X	Y/B	DELTA Z
○	0.143	0.968	0.151
△	0.103		
◇	0.226		

PARAMETRIC VALUES		
ALPHAB	5.008	MACH 2.000
ALPHAI	5.000	ORBPOW 100.000
BSTPOW	50.000	

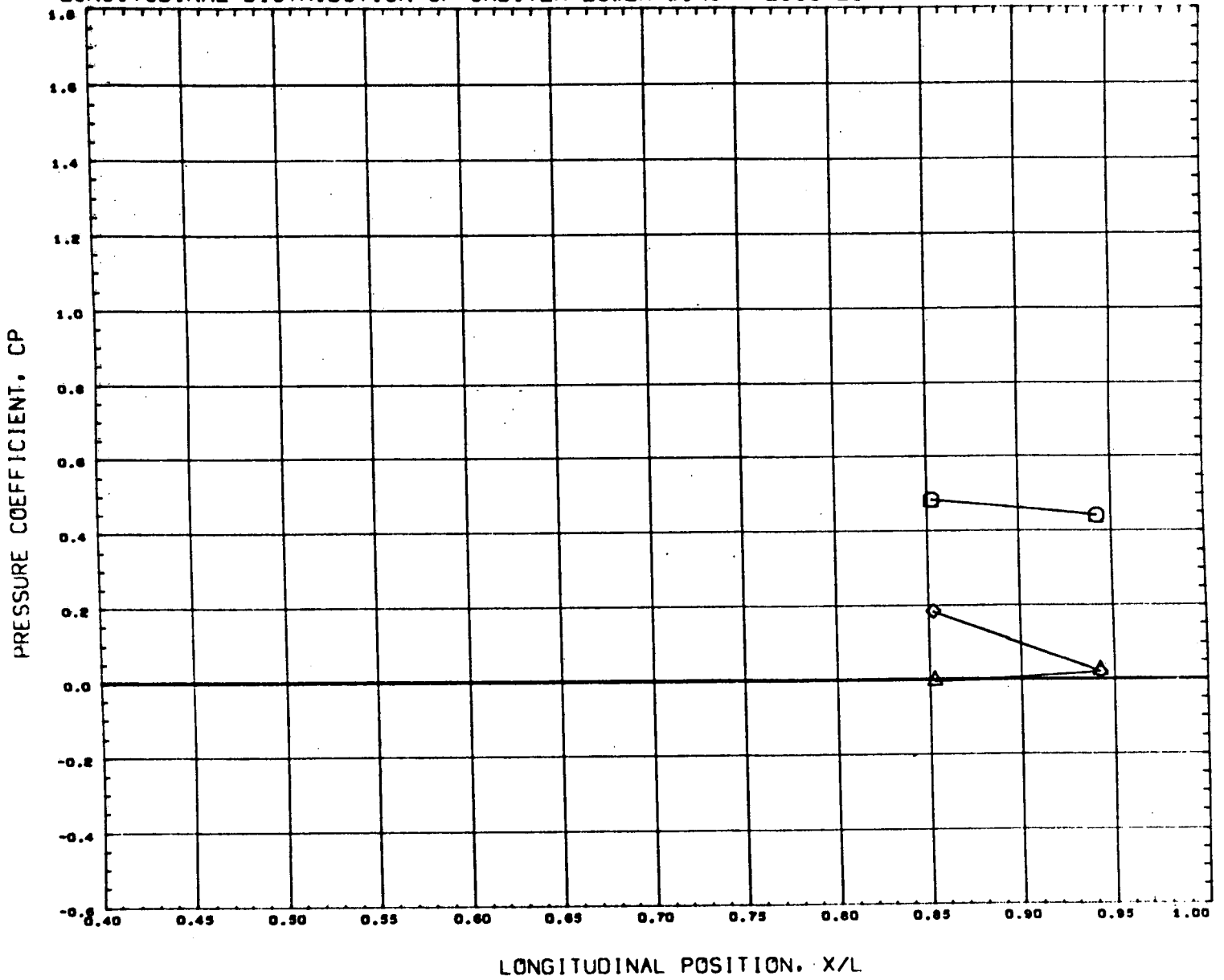
REFERENCE FILE

AEDC VA1163 MDAC ORBITER (LOWER WING)

•HT8244•

PAGE 467

# LONGITUDINAL DISTRIBUTION OF ORBITER LOWER WING PRESSURES - MACH 2



SYMBOL	DELTA X	Y/B	DELTA Z
○	0.143	0.738	0.151
△	0.103		
◇	0.226		

PARAMETRIC VALUES			
ALPHAB	5.000	MACH	2.000
ALPHA1	5.000	ORBPOW	100.000
BSTPOW	50.000		

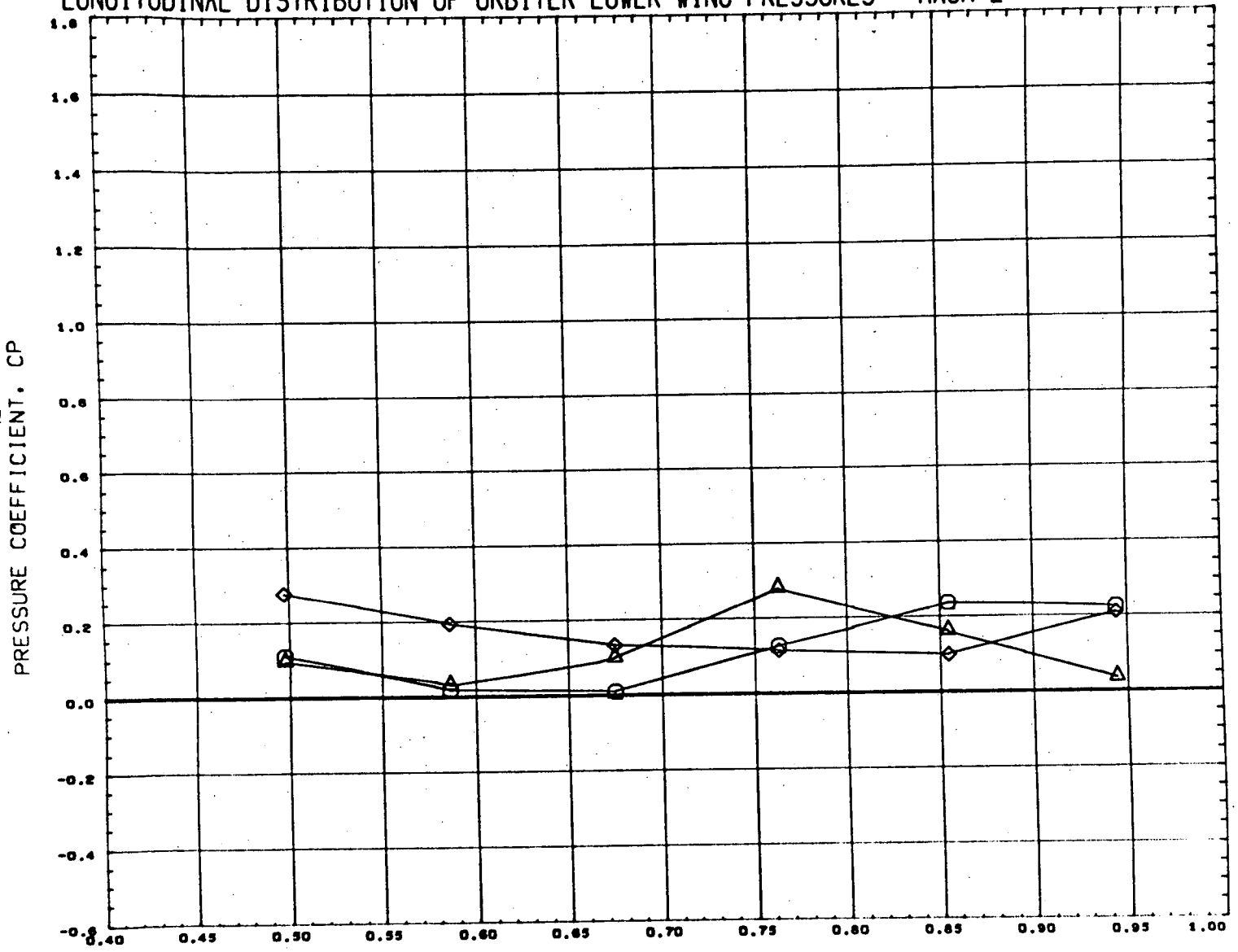
REFERENCE FILE

AEDC VA1163 MDAC ORBITER (LOWER WING)

•HT8244•

PAGE 468

# LONGITUDINAL DISTRIBUTION OF ORBITER LOWER WING PRESSURES - MACH 2



LONGITUDINAL POSITION, X/L

SYMBOL	DELTA X	Y/B	DELTA Z
○	0.144	0.230	0.229
△	0.103		
◇	0.226		

PARAMETRIC VALUES		
ALPHAB	5.008	MACH 2.000
ALPHA1	5.000	ORBPOW 100.000
BSTPOW	30.000	

REFERENCE FILE

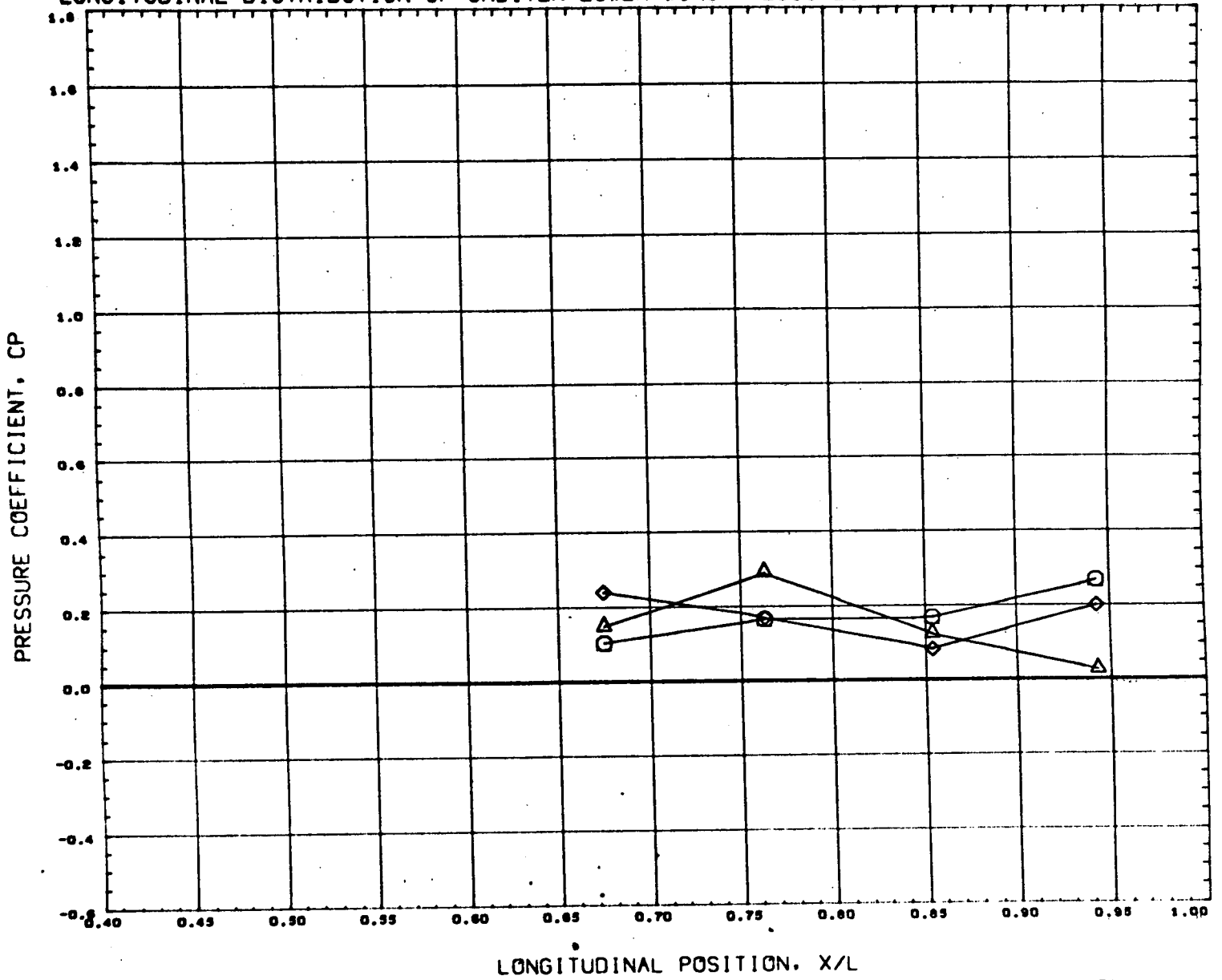
AEDC VA1163 MDAC ORBITER (LOWER WING)

•HT8244•

PAGE 469



# LONGITUDINAL DISTRIBUTION OF ORBITER LOWER WING PRESSURES - MACH 2



SYMBOL	DELTA X	Y/B	DELTA Z
○	0.144	0.399	0.228
△	0.103		
◇	0.226		

PARAMETRIC VALUES			
ALPHAB	5.000	MACH	2.000
ALPHA1	5.000	ORBPOW	100.000
BSTPOW	50.000		

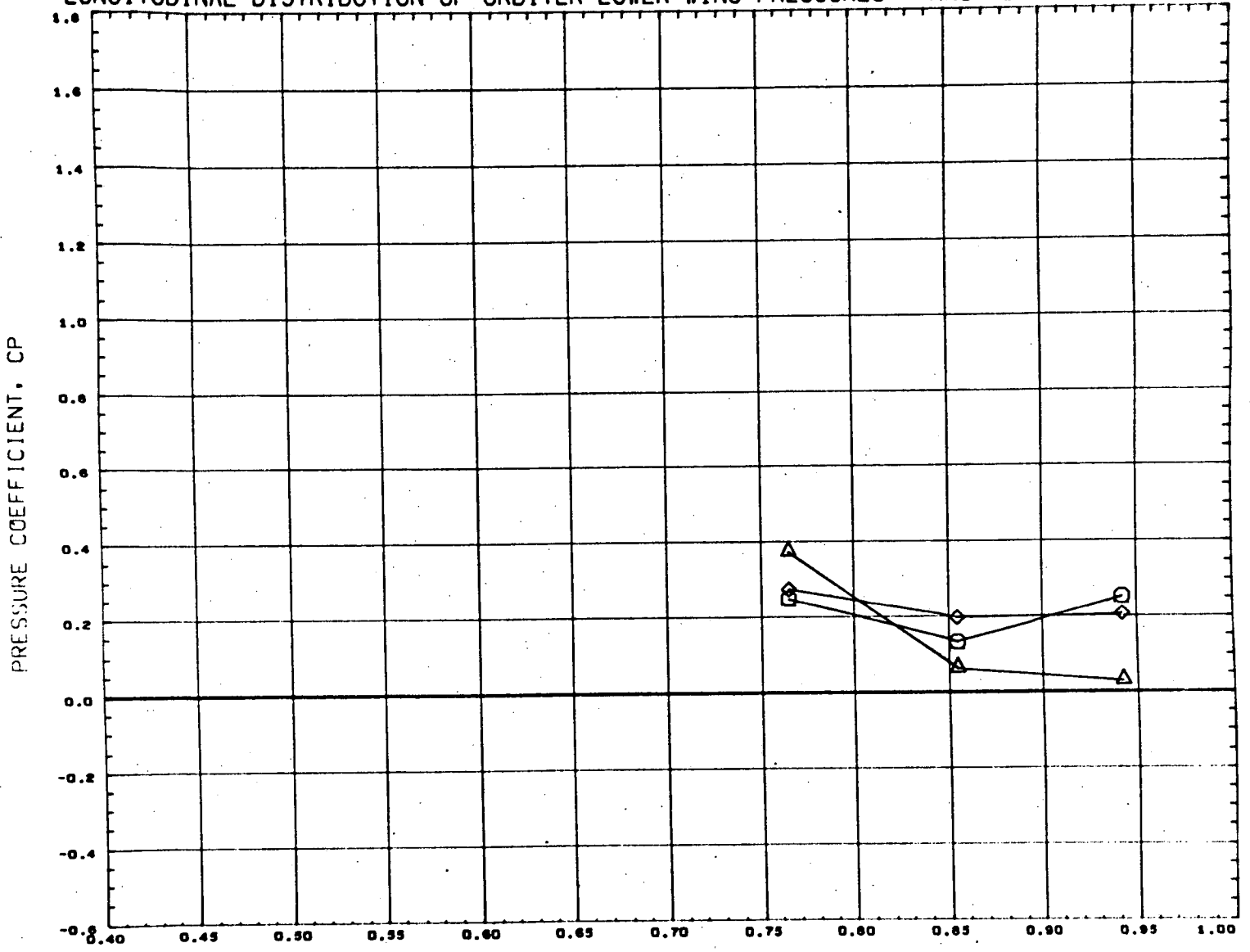
REFERENCE FILE

AEDC VA1163 MDAC ORBITER (LOWER WING)

•HT8244•

PAGE 470

# LONGITUDINAL DISTRIBUTION OF ORBITER LOWER WING PRESSURES - MACH 2



SYMBOL	DELTA X	Y/B	DELTA Z
○	0.144	0.966	0.226
△	0.103		
◇	0.226		

PARAMETRIC VALUES		
ALPHAB	9.006	MACH 2.000
ALPHA1	9.000	ORBPOW 100.000
BSTPOW	50.000	

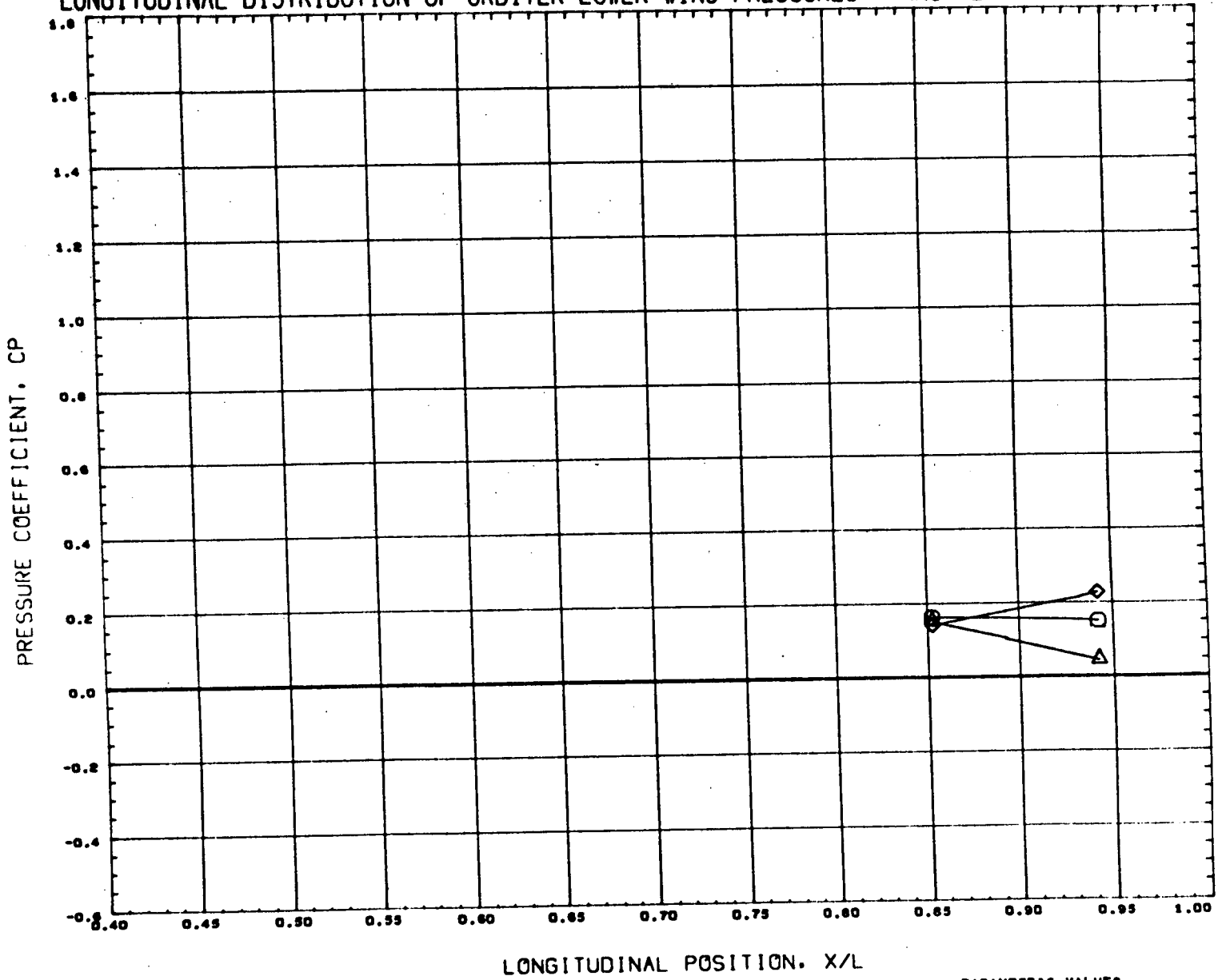
REFERENCE FILE

AEDC VA1163 MDAC ORBITER (LOWER WING)

•HT8244•

PAGE 471

# LONGITUDINAL DISTRIBUTION OF ORBITER LOWER WING PRESSURES - MACH 2



SYMBOL	DELTA X	Y/B	DELTA Z
○	0.144	0.736	0.226
△	0.103		
◇	0.226		

PARAMETRIC VALUES			
ALPHA B	9.006	MACH	2.000
ALPHA T	9.000	ORBPOW	100.000
BSTPOW	50.000		

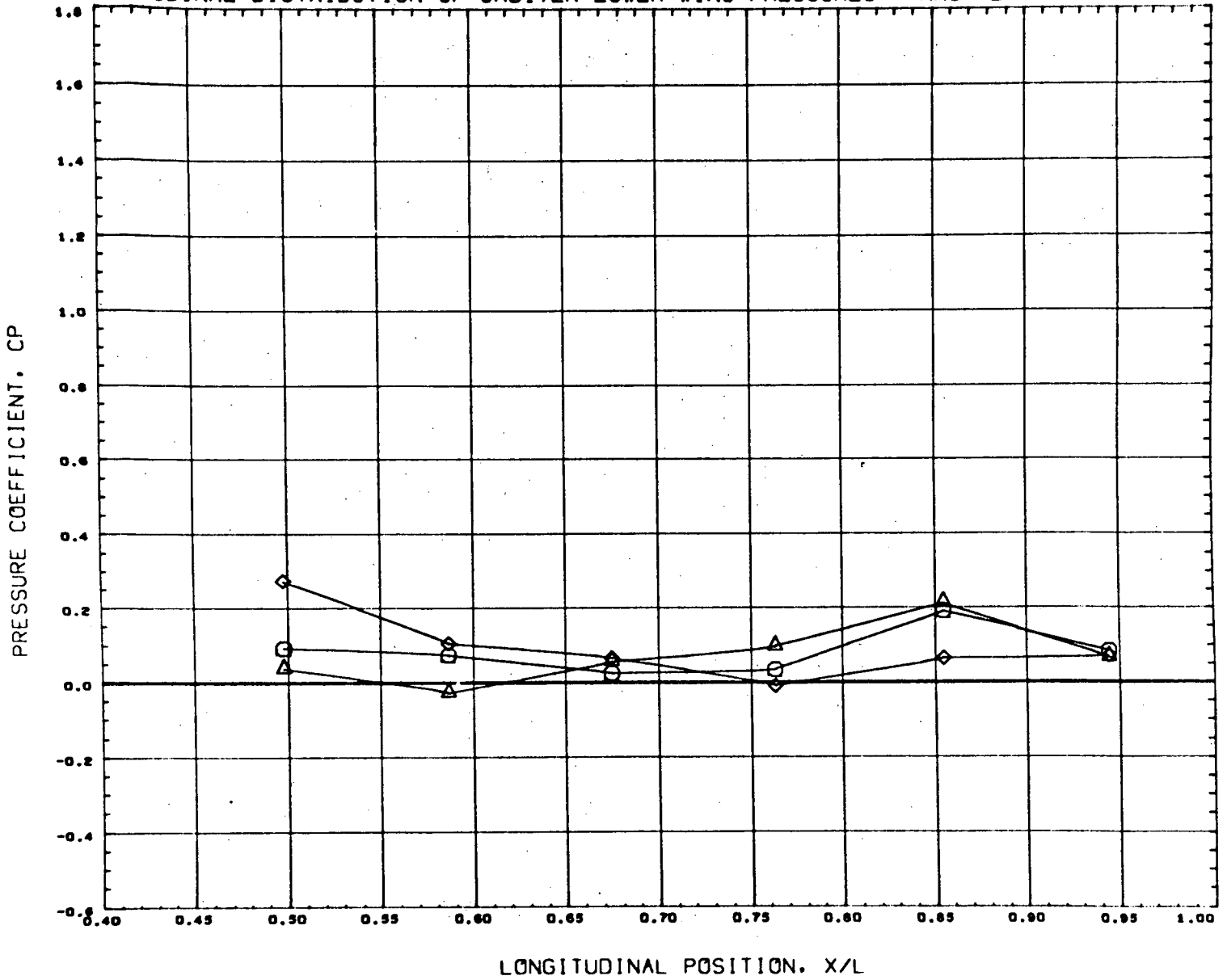
REFERENCE FILE

AEDC VA1163 MDAC ORBITER (LOWER WING)

•HT8244•

PAGE 472

# LONGITUDINAL DISTRIBUTION OF ORBITER LOWER WING PRESSURES - MACH 2

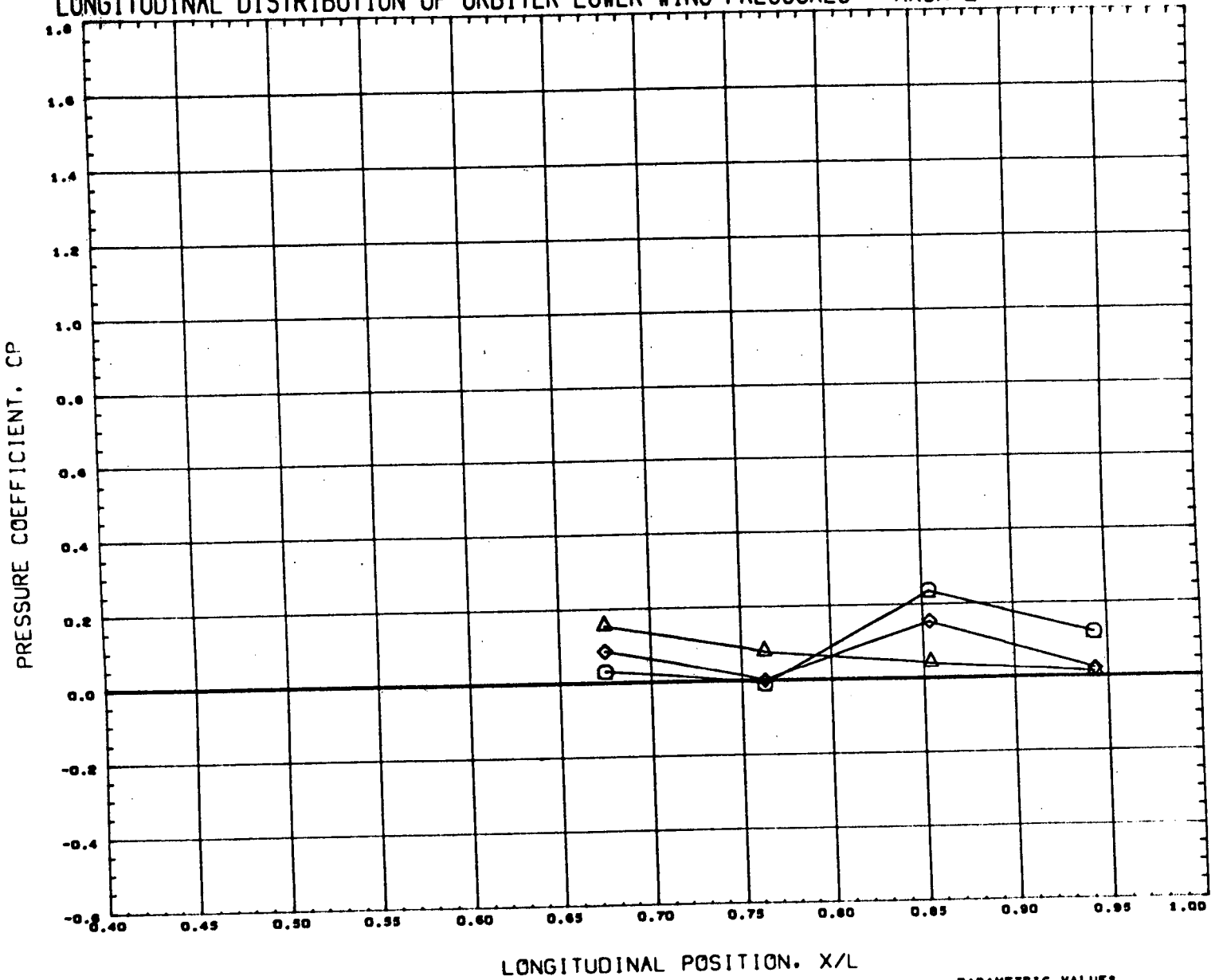


SYMBOL	DELTA X	Y/B	DELTA Z
○	0.144	0.230	0.151
△	0.103		
◇	0.226		

PARAMETRIC VALUES			
ALPHA B	4.933	MACH	2.000
ALPHA I	5.000	ORBPOW	0.000
BSTPOW	0.000		

REFERENCE FILE

# LONGITUDINAL DISTRIBUTION OF ORBITER LOWER WING PRESSURES - MACH 2



SYMBOL	DELTA X	Y/B	DELTA Z
○	0.144	0.399	0.191
△	0.165		
◇	0.226		

PARAMETRIC VALUES			
ALPHAB	4.933	MACH	2.000
ALPHA I	5.000	ORBPOW	0.000
BSTPOW	0.000		

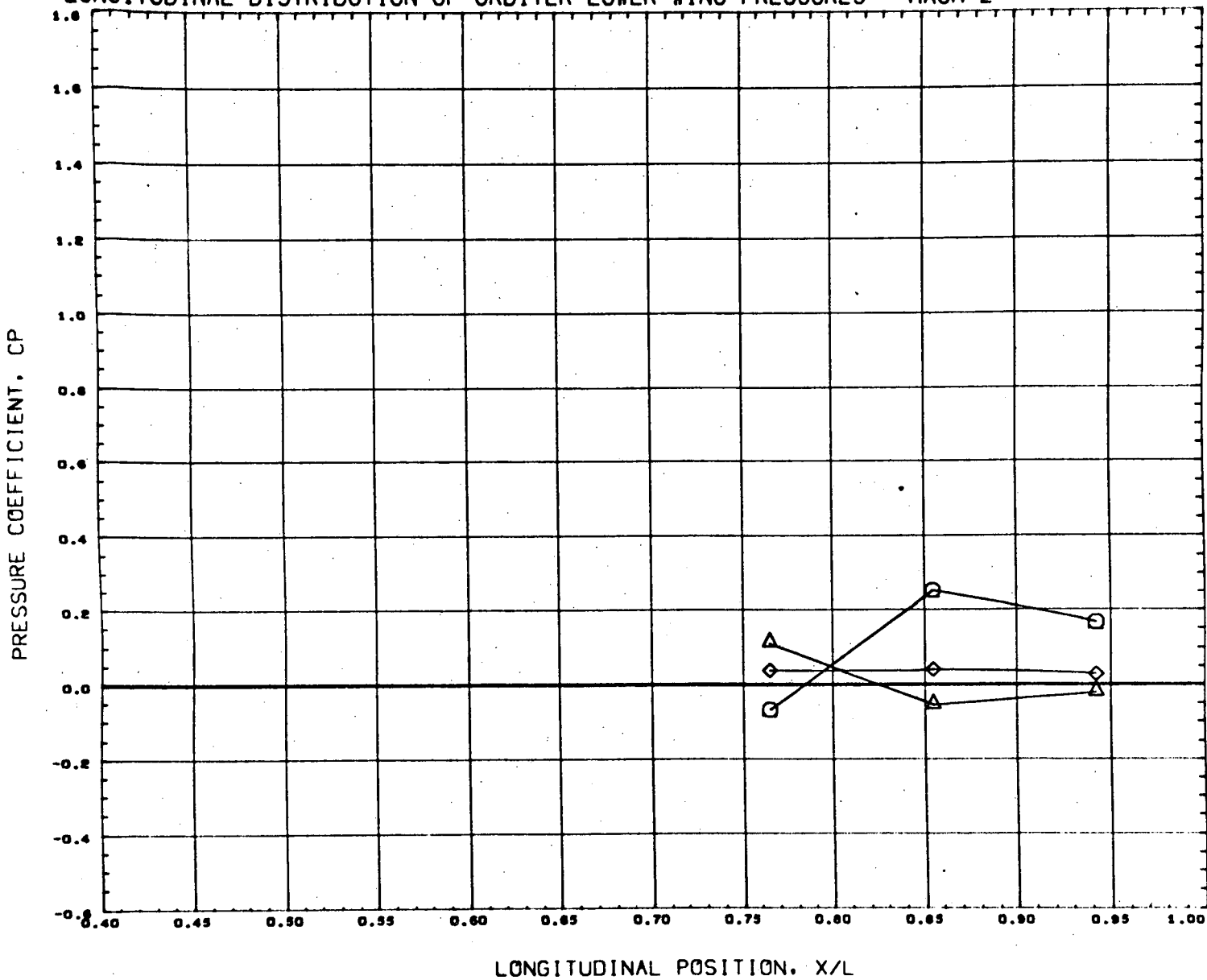
REFERENCE FILE

AEDC VA1163 MDAC ORBITER (LOWER WING)

•HT8252•

PAGE 474

# LONGITUDINAL DISTRIBUTION OF ORBITER LOWER WING PRESSURES - MACH 2



SYMBOL	DELTA X	Y/B	DELTA Z
○	0.144	0.568	0.151
△	0.103		
◇	0.226		

PARAMETRIC VALUES			
ALPHA B	4.933	MACH	2.000
ALPHA I	5.000	ORBPOW	0.000
BSTPOW	0.000		

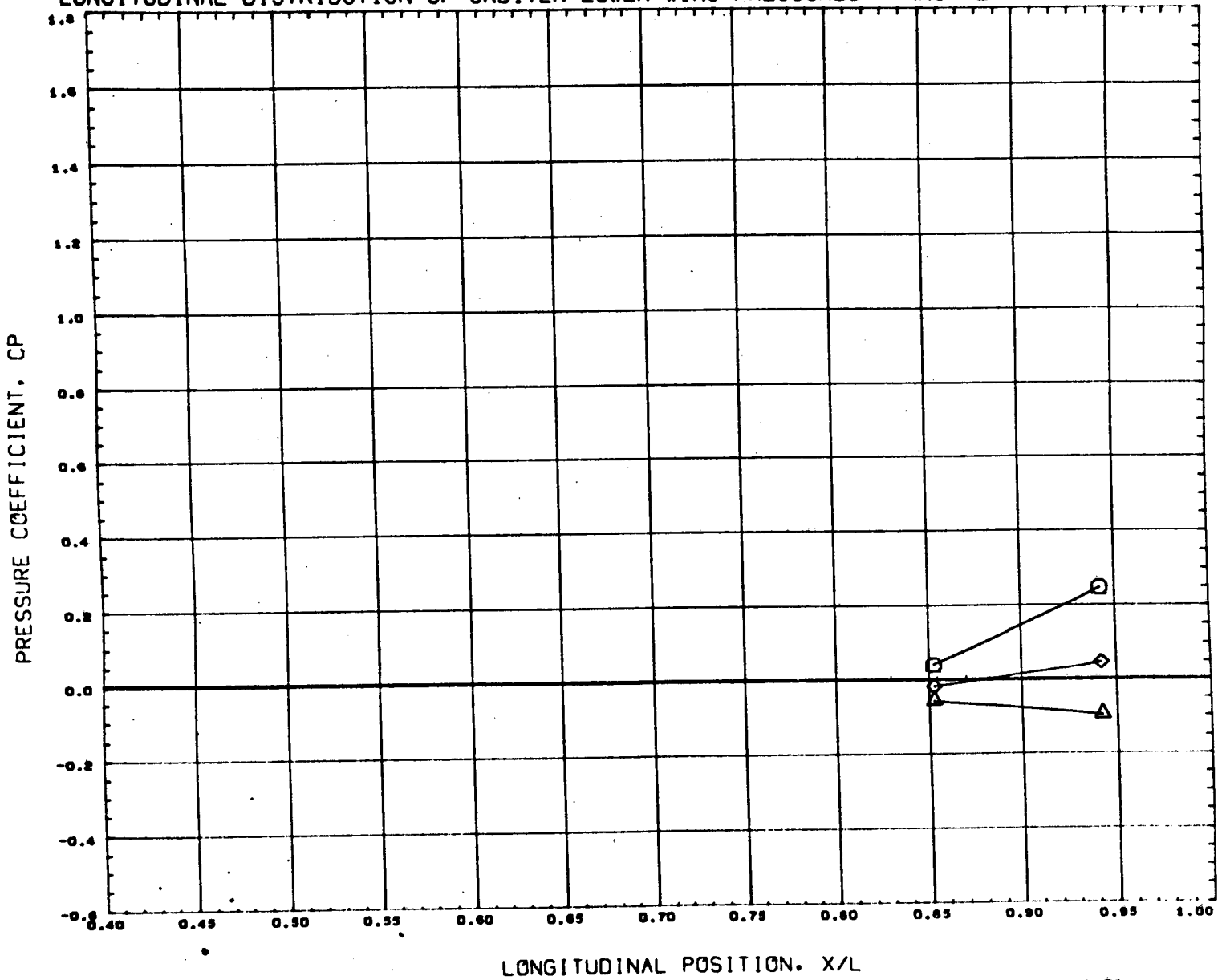
REFERENCE FILE

AEDC VA1163 MDAC ORBITER (LOWER WING)

•HT8252•

PAGE 475

# LONGITUDINAL DISTRIBUTION OF ORBITER LOWER WING PRESSURES - MACH 2



SYMBOL	DELTA X	Y/B	DELTA Z
○	0.144	0.730	0.151
△	0.103		
◇	0.226		

PARAMETRIC VALUES			
ALPHAB	4.933	MACH	2.000
ALPHA I	3.000	ORBPOW	0.000
BSTPOW	0.000		

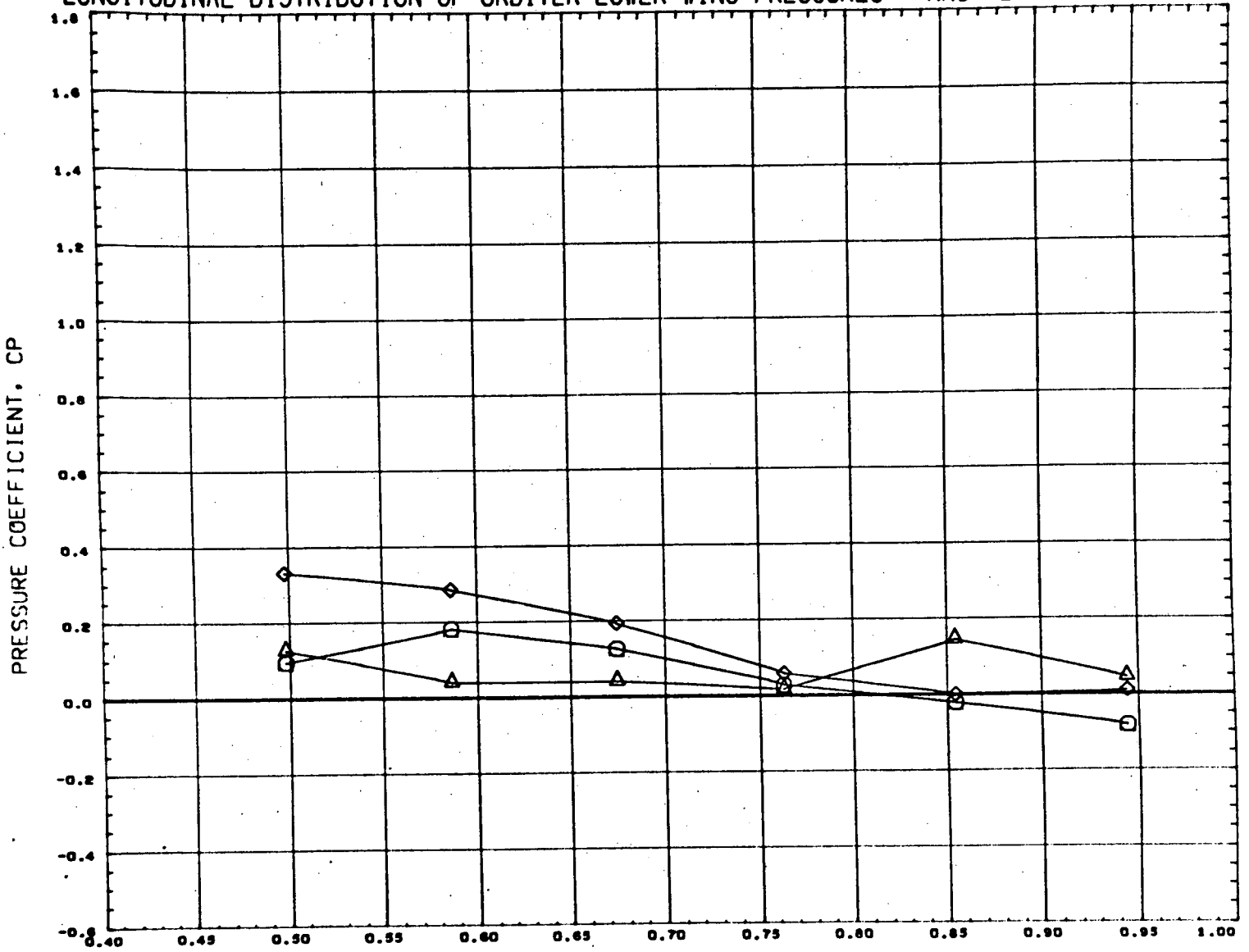
REFERENCE FILE

AEDC VA1163 MDAC ORBITER (LOWER WING)

•HT8252•

PAGE 476

# LONGITUDINAL DISTRIBUTION OF ORBITER LOWER WING PRESSURES - MACH 2



LONGITUDINAL POSITION, X/L

SYMBOL	DELTA X	Y/B	DELTA Z
○	0.144	0.230	0.228
△	0.103		
◇	0.226		

PARAMETRIC VALUES			
ALPHAB	4.933	MACH	2.000
ALPHA1	5.000	ORBPOW	0.000
BSTPOW	0.000		

REFERENCE FILE

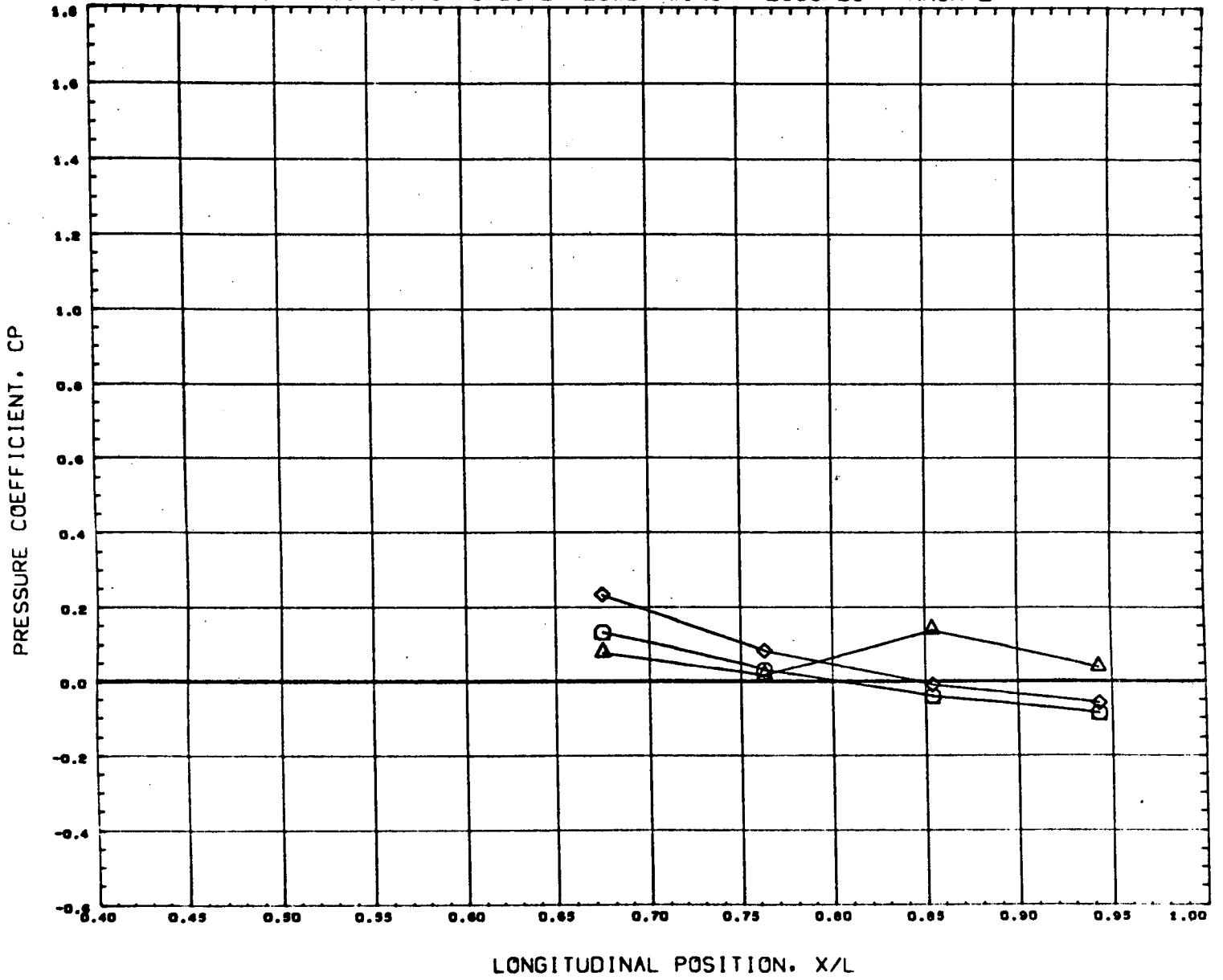
AEDC VA1163 MDAC ORBITER (LOWER WING)

•HT8252•

PAGE 477



# LONGITUDINAL DISTRIBUTION OF ORBITER LOWER WING PRESSURES - MACH 2

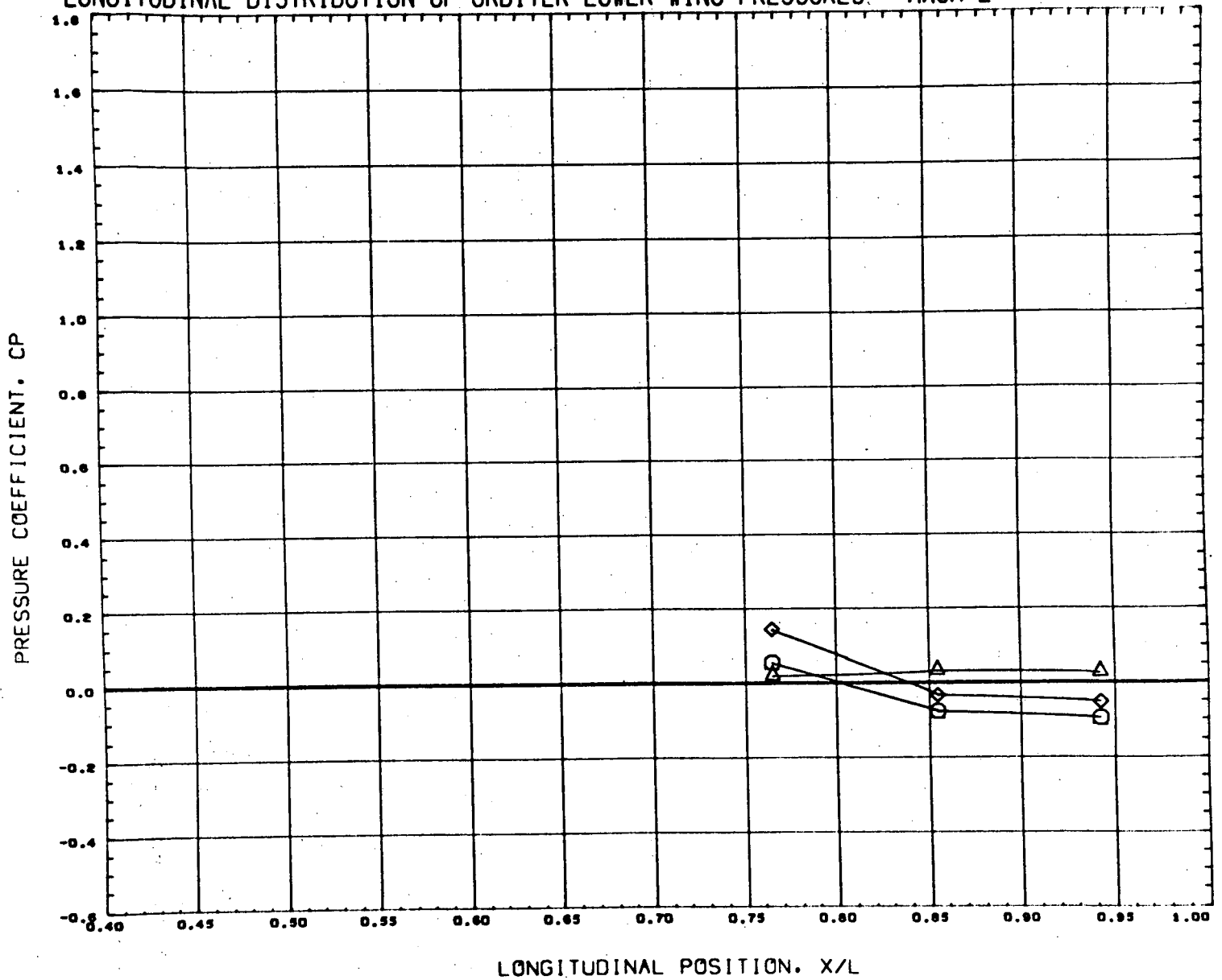


SYMBOL	DELTA X	Y/B	DELTA Z
○	0.144	0.399	0.226
△	0.103		
◇	0.226		

PARAMETRIC VALUES			
ALPHA B	4.933	MACH	2.000
ALPHA I	5.000	ORSPOW	0.000
BSTPOW	0.000		

REFERENCE FILE

# LONGITUDINAL DISTRIBUTION OF ORBITER LOWER WING PRESSURES - MACH 2

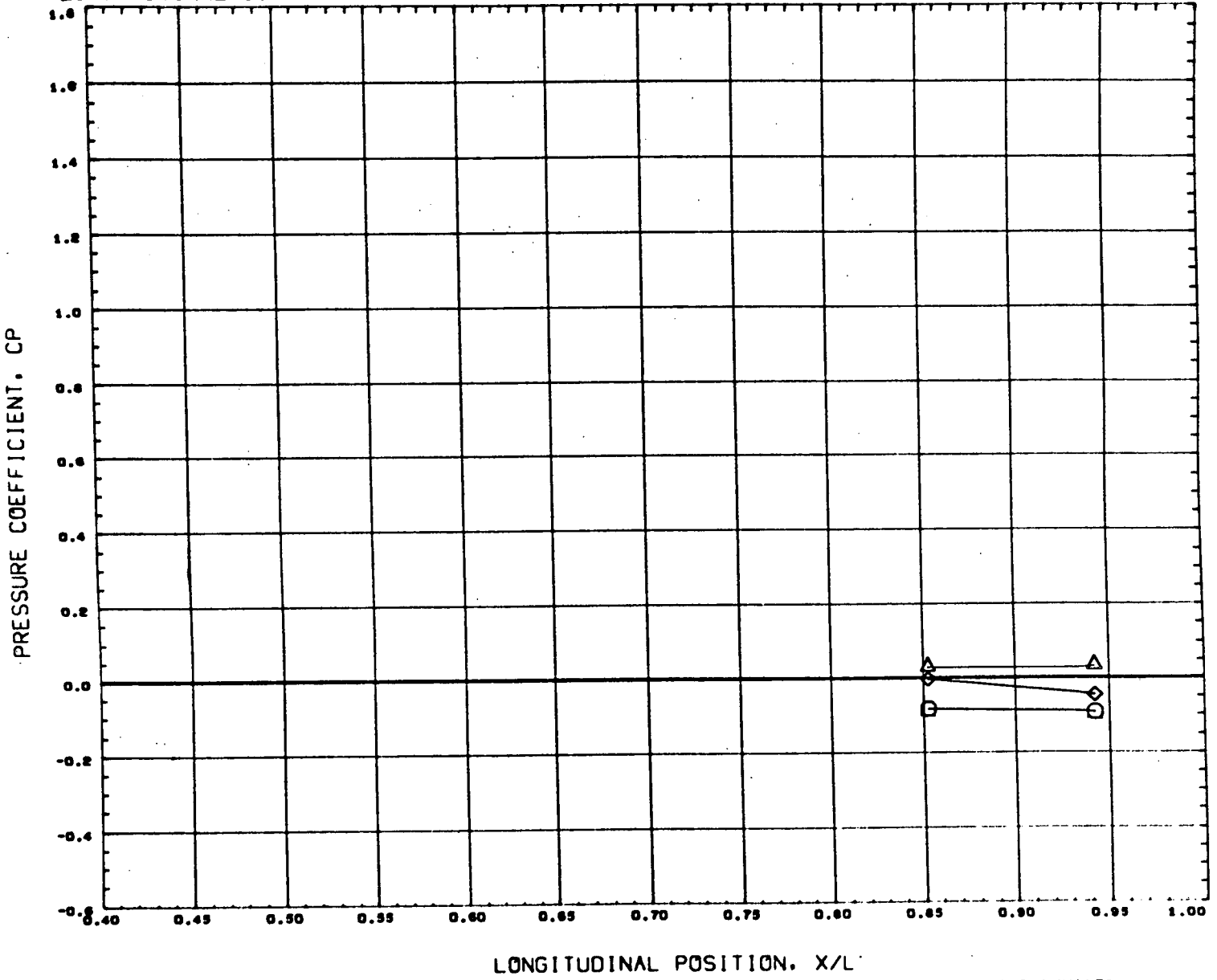


SYMBOL	DELTA X	Y/B	DELTA Z
○	0.144	0.568	0.228
△	0.103		
◇	0.226		

PARAMETRIC VALUES			
ALPHA B	4.933	MACH	2.000
ALPHA I	5.000	ORSPOW	0.000
BSTPOW	0.000		

REFERENCE FILE

# LONGITUDINAL DISTRIBUTION OF ORBITER LOWER WING PRESSURES - MACH 2

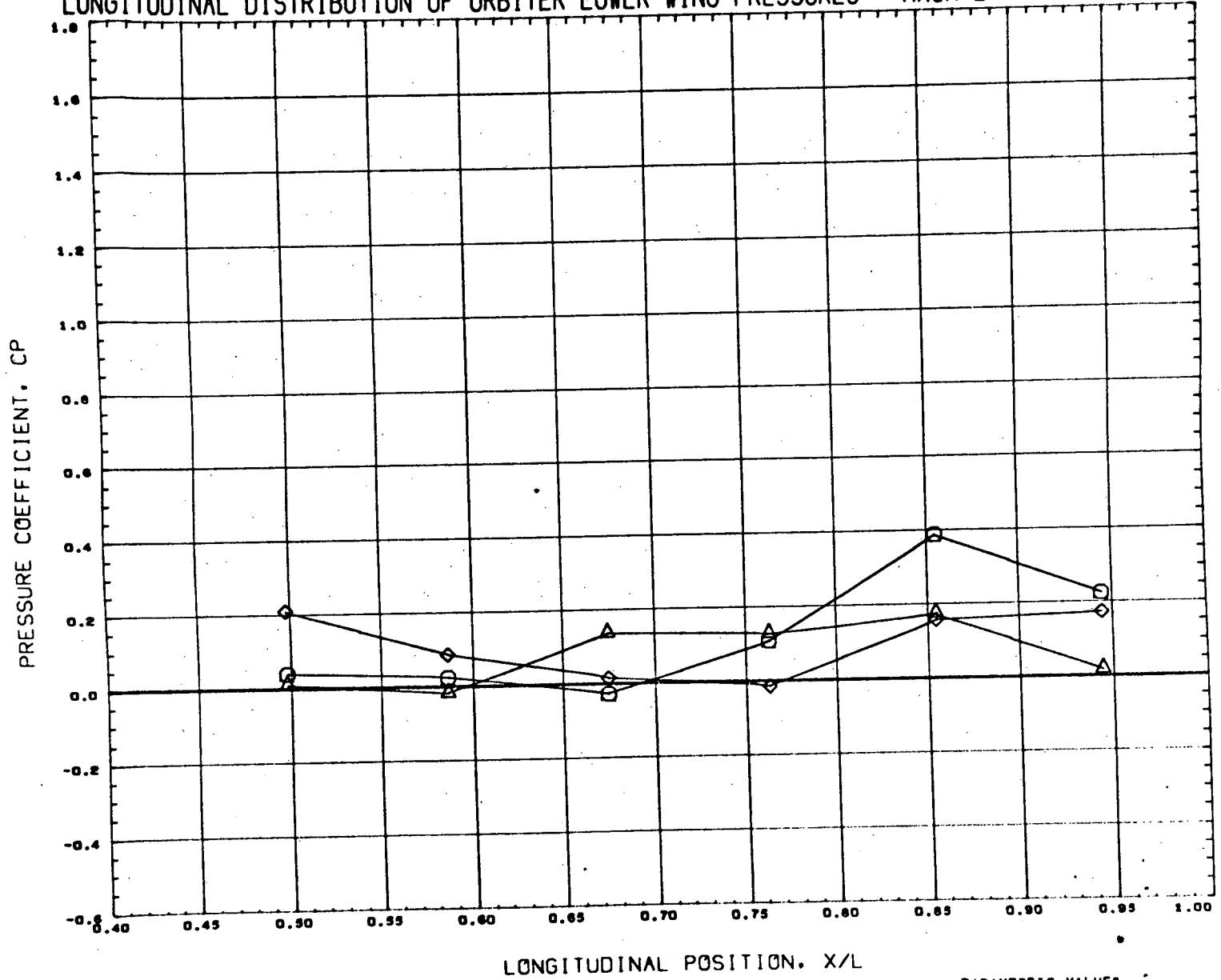


SYMBOL	DELTA X	Y/B	DELTA Z
○	0.144	0.730	0.220
△	0.103		
◇	0.226		

PARAMETRIC VALUES			
ALPHAB	4.933	MACH	2.000
ALPHA1	3.000	ORBPOW	0.000
BSTPOW	0.000		

REFERENCE FILE

# LONGITUDINAL DISTRIBUTION OF ORBITER LOWER WING PRESSURES - MACH 2



SYMBOL	DELTA X	Y/B	DELTA Z
○	0.144	0.230	0.191
△	0.103		
◇	0.226		

PARAMETRIC VALUES		
ALPHAB	0.016	MACH 2.000
ALPHA1	3.000	ORBPOW 0.000
BSTPOW	0.000	

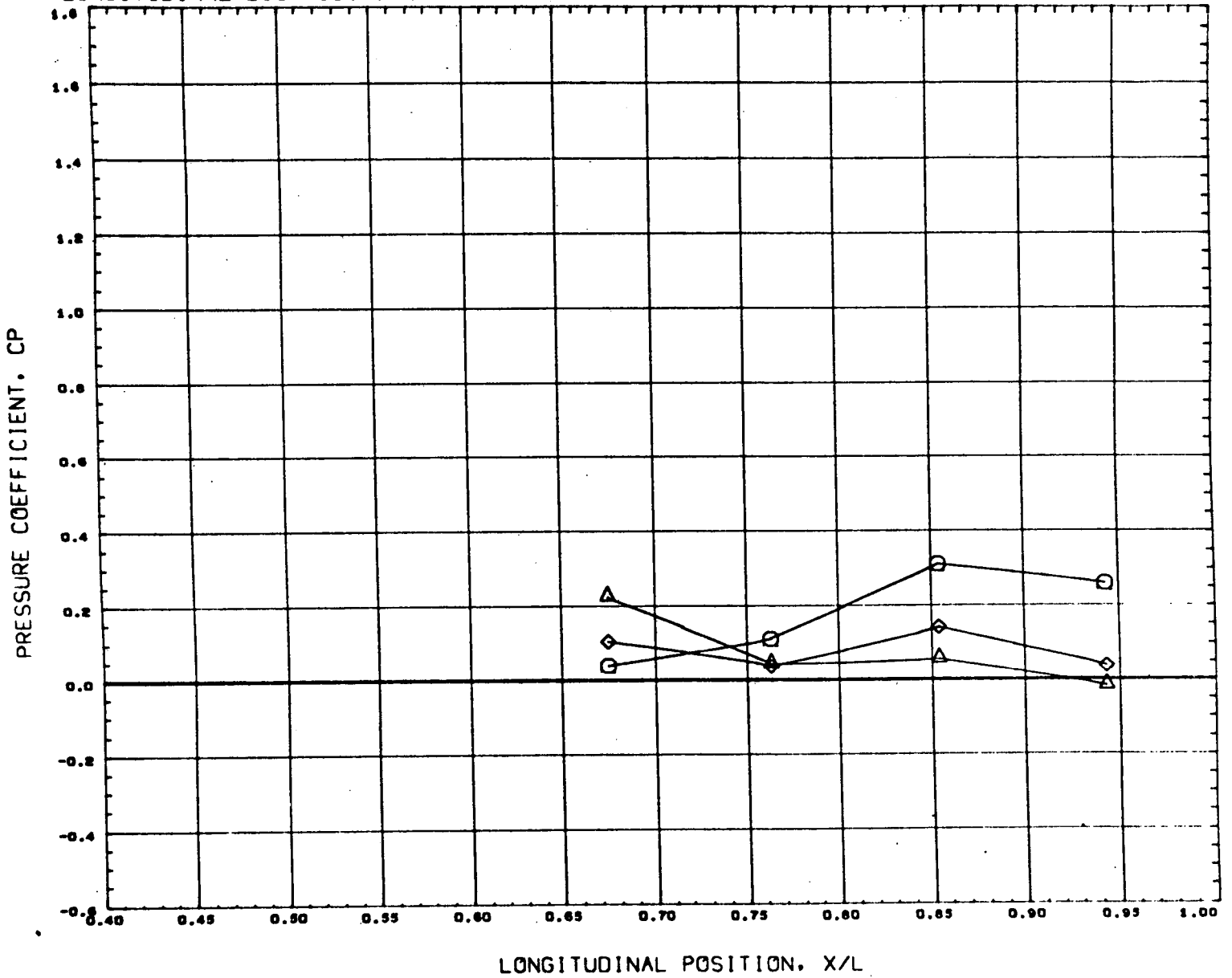
REFERENCE FILE

AEDC VA1163 MDAC ORBITER (LOWER WING)

•HT8253•

PAGE 481

# LONGITUDINAL DISTRIBUTION OF ORBITER LOWER WING PRESSURES - MACH 2



SYMBOL	DELTA X	Y/B	DELTA Z
○	0.144	0.389	0.151
△	0.103		
◇	0.226		

PARAMETRIC VALUES			
ALPHAB	0.016	MACH	2.000
ALPHA1	5.000	ORBPOW	0.000
BSTPOW	0.000		

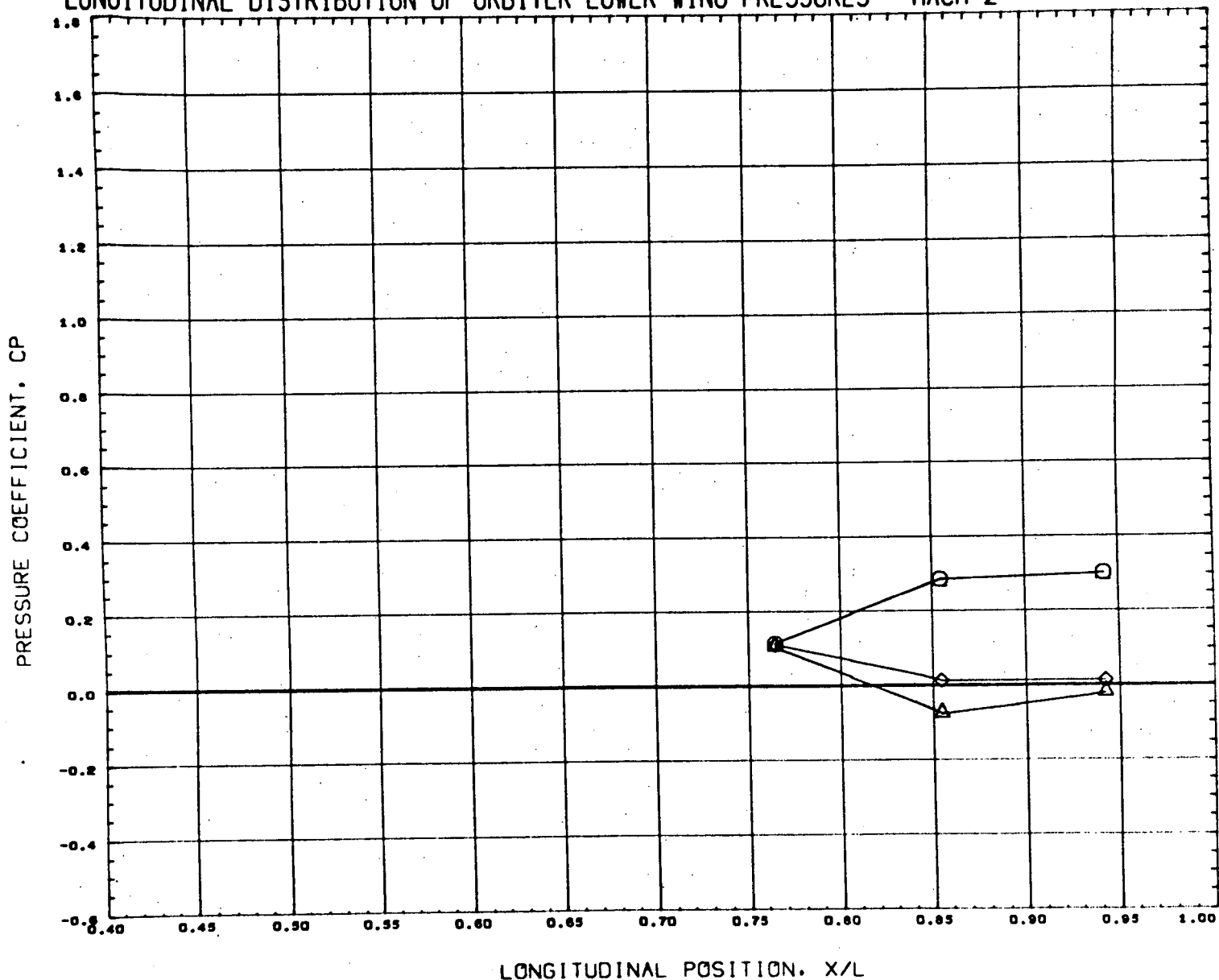
REFERENCE FILE

AEDC VA1163 MDAC ORBITER (LOWER WING)

•HT8253•

PAGE 482

# LONGITUDINAL DISTRIBUTION OF ORBITER LOWER WING PRESSURES - MACH 2

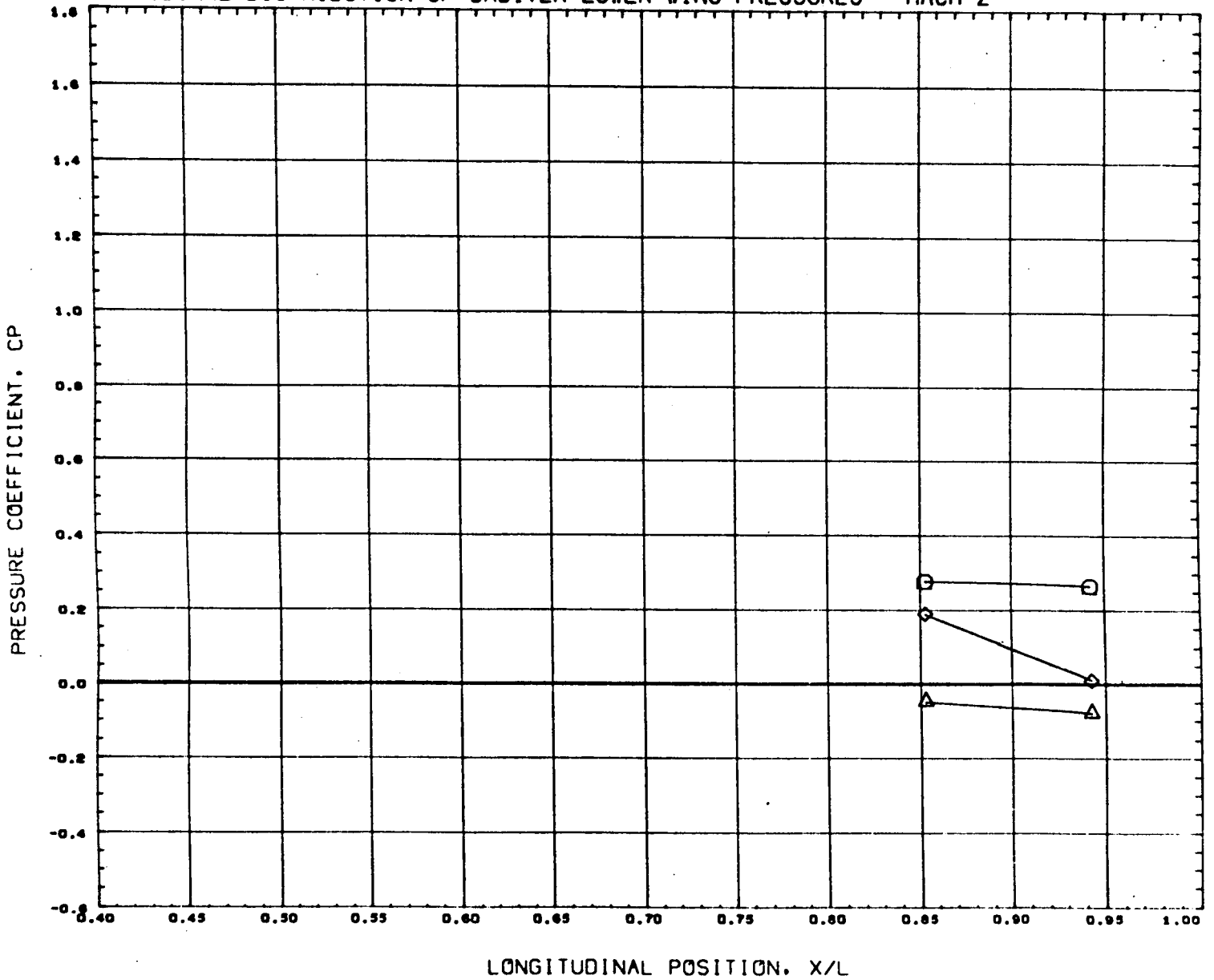


SYMBOL	DELTA X	Y/B	DELTA Z
○	0.144	0.568	0.191
△	0.103		
◇	0.226		

PARAMETRIC VALUES			
ALPHAB	0.016	MACH	2.000
ALPHA I	3.000	ORBPOW	0.000
BSTPOW	0.000		

REFERENCE FILE

# LONGITUDINAL DISTRIBUTION OF ORBITER LOWER WING PRESSURES - MACH 2

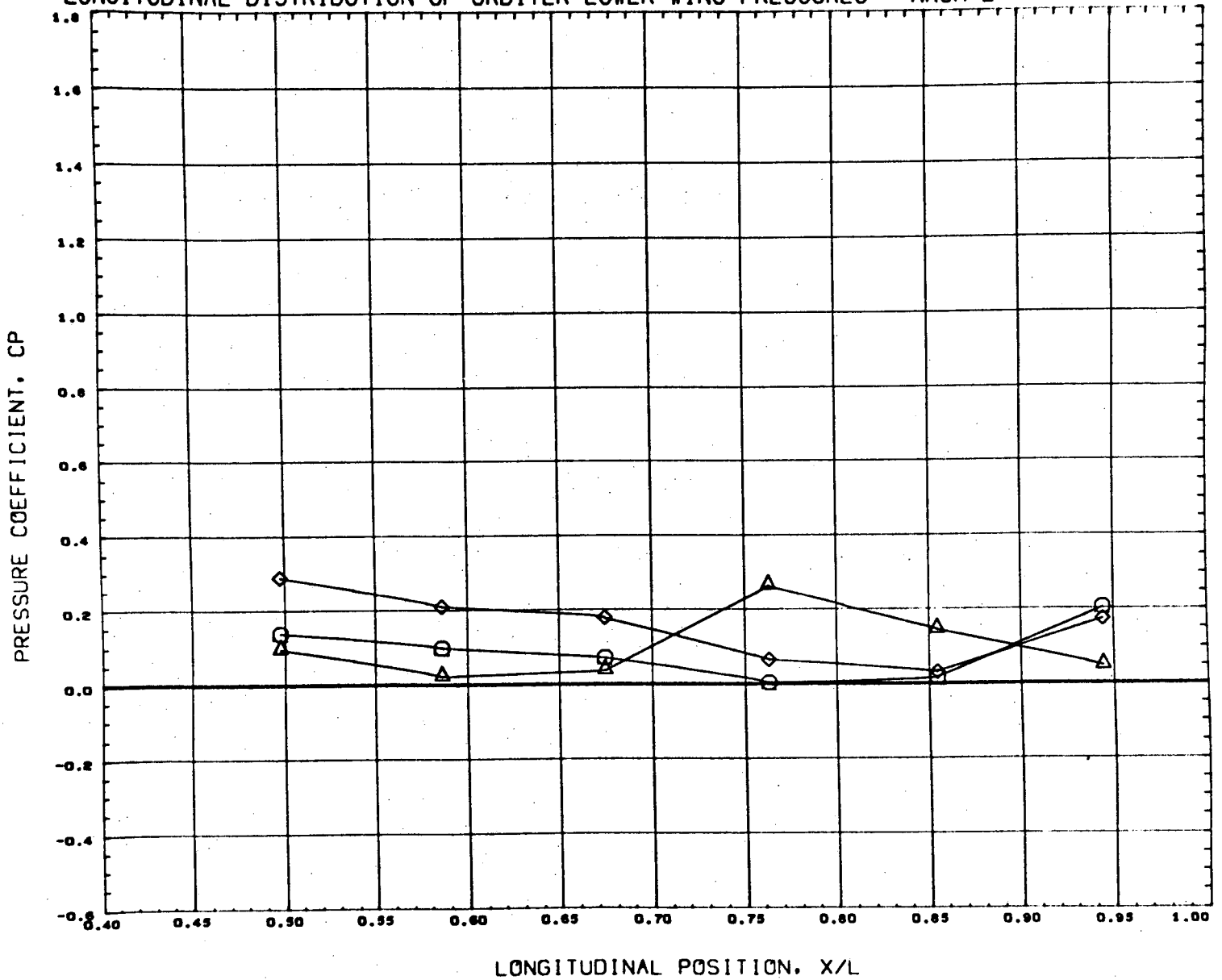


SYMBOL	DELTA X	Y/B	DELTA Z
□	0.144	0.736	0.151
◇	0.103		
△	0.226		

PARAMETRIC VALUES			
ALPHAB	0.016	MACH	2.000
ALPHA1	5.000	ORBPOW	0.000
BSTPOW	0.000		

REFERENCE FILE

# LONGITUDINAL DISTRIBUTION OF ORBITER LOWER WING PRESSURES - MACH 2



SYMBOL	DELTA X	Y/B	DELTA Z
○	0.144	0.230	0.228
△	0.103		
◇	0.228		

PARAMETRIC VALUES			
ALPHAB	0.016	MACH	2.000
ALPHAI	3.000	ORSPW	0.000
BSTPCW	0.000		

REFERENCE FILE

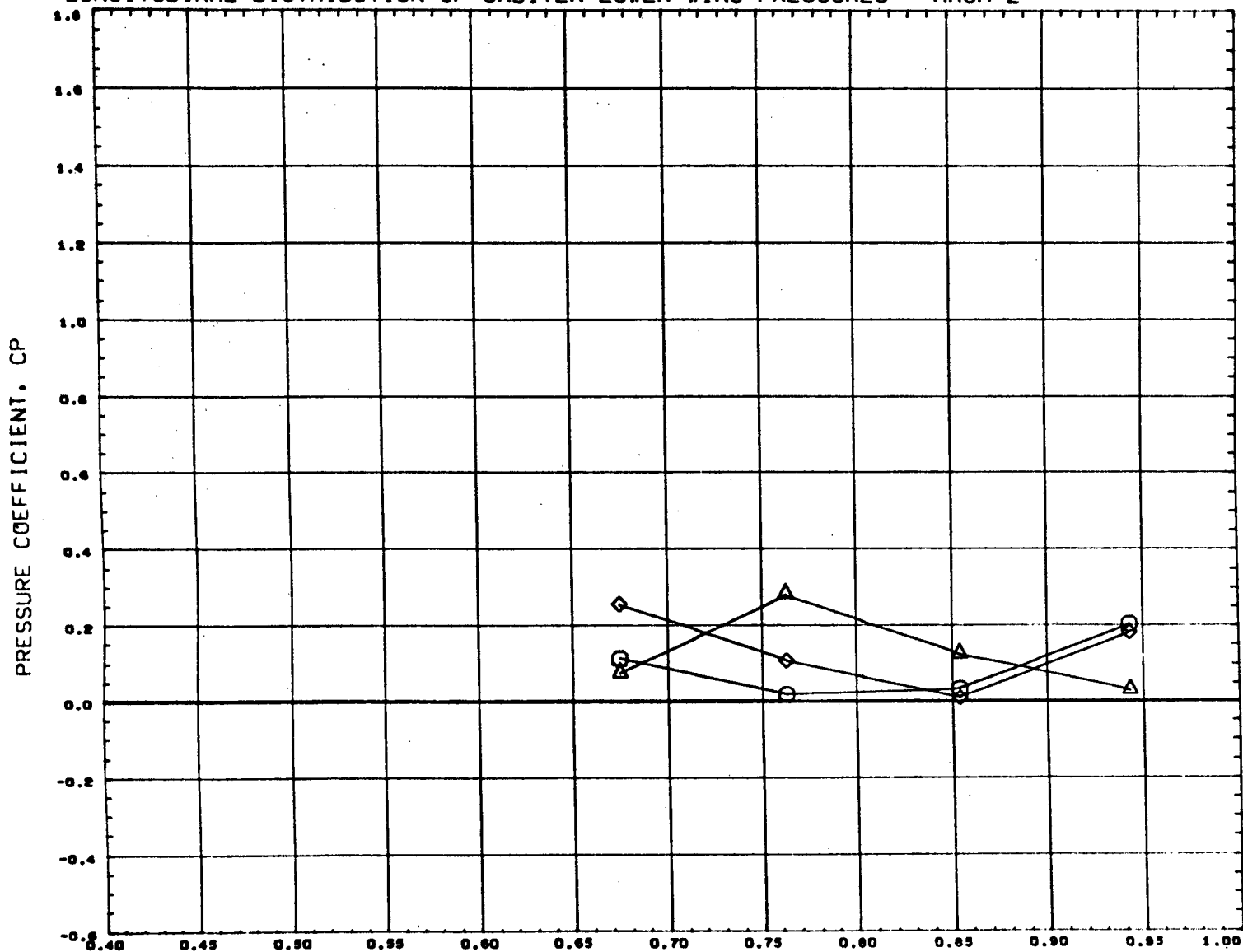
AEDC VA1163 MDAC ORBITER (LOWER WING)

•HT8253•

PAGE 485



# LONGITUDINAL DISTRIBUTION OF ORBITER LOWER WING PRESSURES - MACH 2



LONGITUDINAL POSITION, X/L

SYMBOL	DELTA X	Y/B	DELTA Z
○	0.144	0.399	0.226
△	0.103		
◇	0.226		

PARAMETRIC VALUES			
ALPHAB	0.016	MACH	2.000
ALPHA I	3.000	ORBPOW	0.000
BSTPOW	0.000		

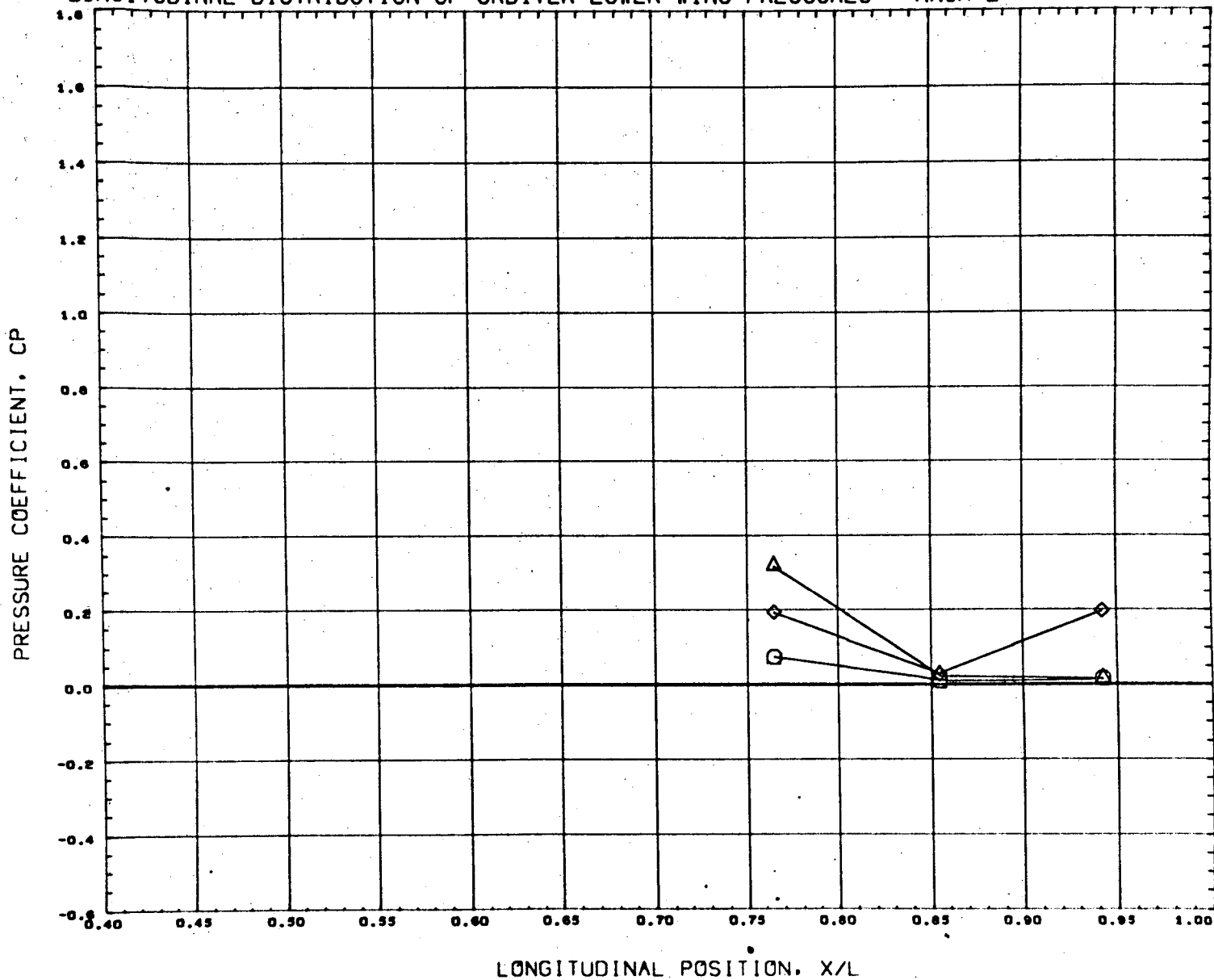
REFERENCE FILE

AEDC VA1163 MDAC ORBITER (LOWER WING)

•HT8253•

PAGE 486

# LONGITUDINAL DISTRIBUTION OF ORBITER LOWER WING PRESSURES - MACH 2



SYMBOL	DELTA X	Y/B	DELTA Z
○	0.144	0.566	0.228
△	0.103		
◇	0.226		

PARAMETRIC VALUES			
ALPHAB	0.016	MACH	2.000
ALPHA1	5.000	ORBPOW	0.000
BSTPOW	0.000		

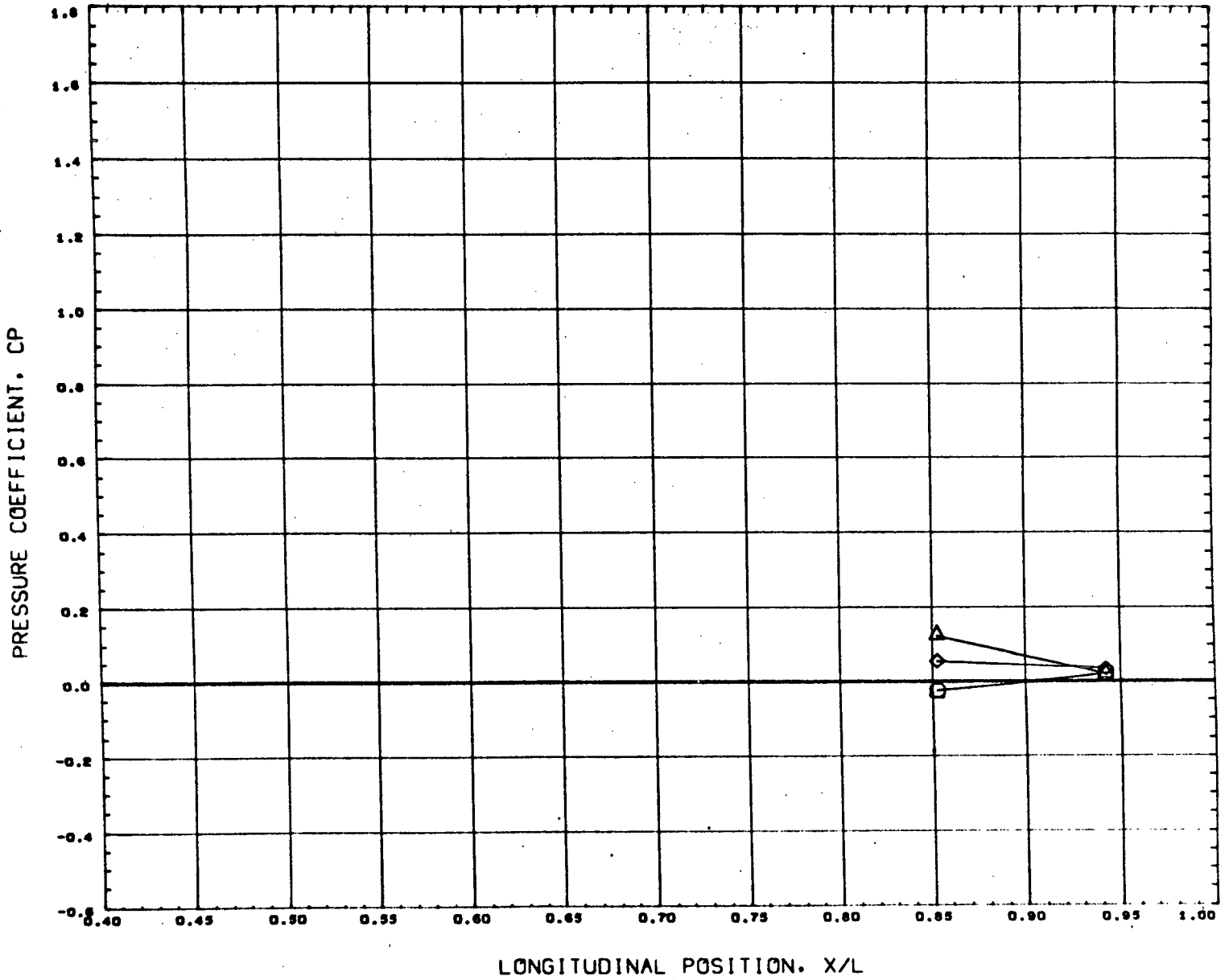
REFERENCE FILE

AEDC VA1163 MOAC ORBITER (LOWER WING)

•HT8253•

PAGE 487

LONGITUDINAL DISTRIBUTION OF ORBITER LOWER WING PRESSURES - MACH 2



SYMBOL	DELTA X	Y/B	DELTA Z
○	0.144	0.736	0.226
△	0.103		
◇	0.226		

PARAMETRIC VALUES			
ALPHAB	0.016	MACH	2.000
ALPHA I	9.000	ORBPOW	0.000
BSTPOW	0.000		

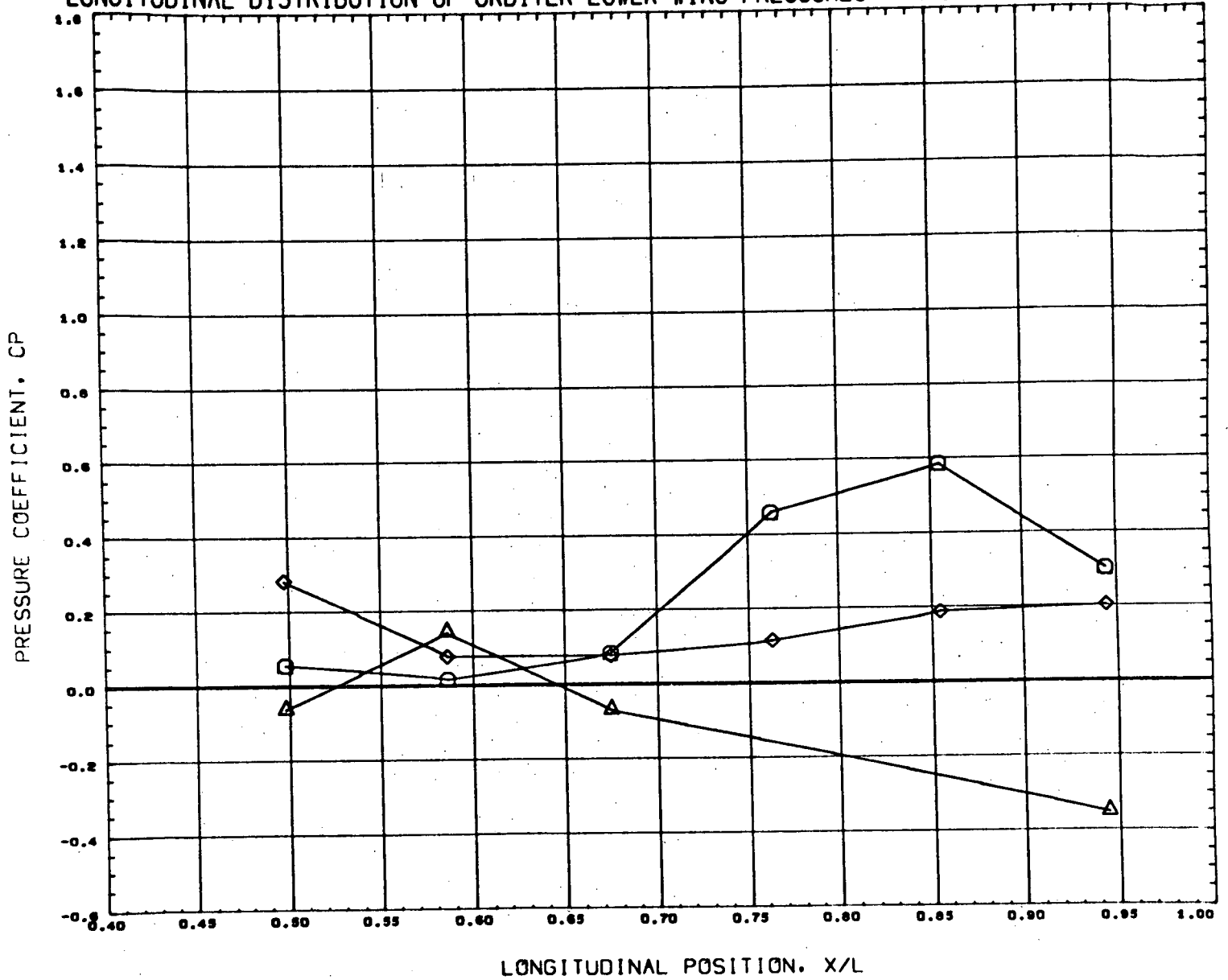
REFERENCE FILE

AEDC VA1163 MDAC ORBITER (LOWER WING)

•HT8253•

PAGE 488

# LONGITUDINAL DISTRIBUTION OF ORBITER LOWER WING PRESSURES - MACH 2



SYMBOL	DELTA X	Y/B	DELTA Z
○	0.144	0.230	0.151
△	0.103		
◇	0.226		

PARAMETRIC VALUES			
ALPHAB	5.010	MACH	2.000
ALPHA1	5.000	ORBPOW	0.000
BSTPOW	0.000		

REFERENCE FILE

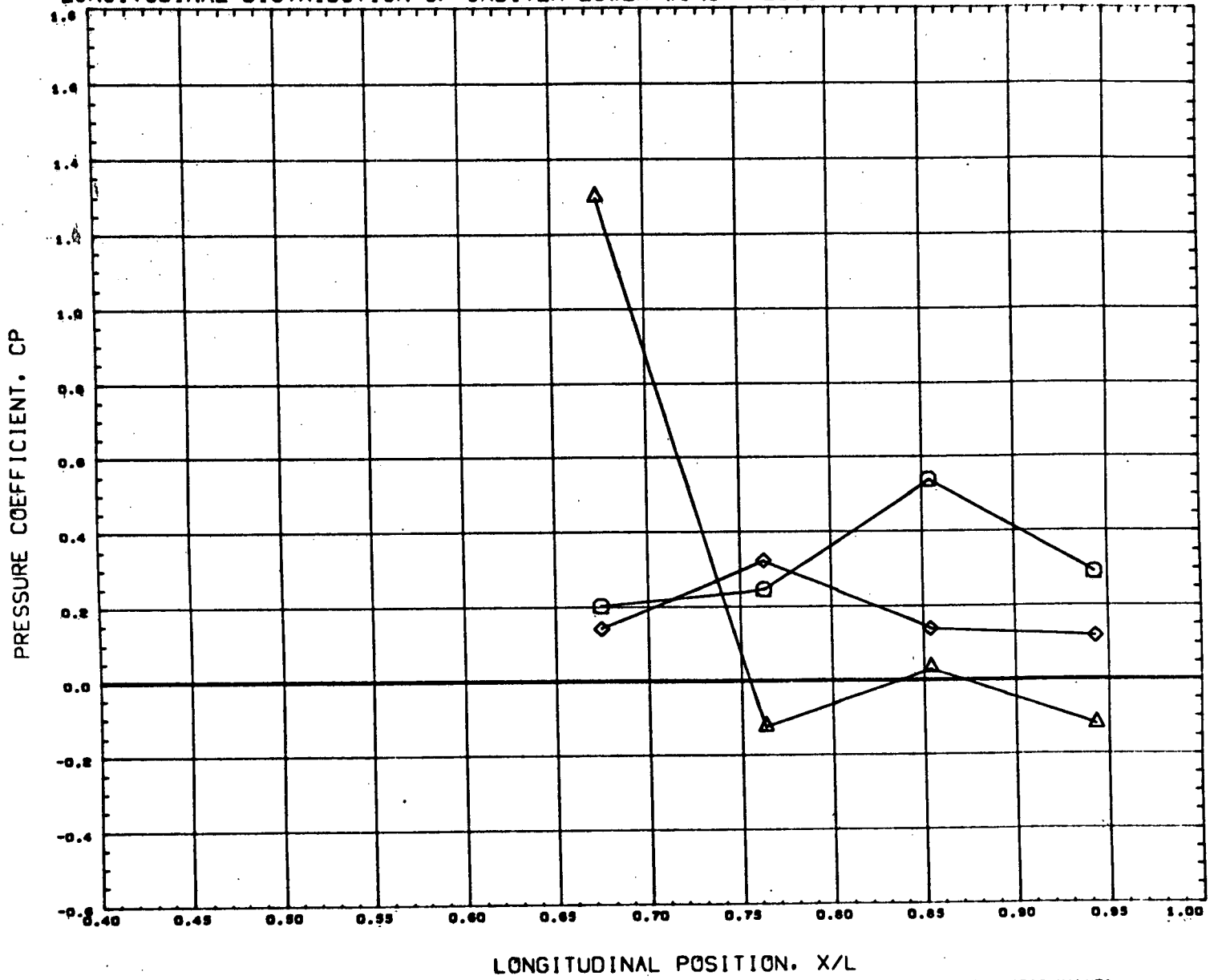
AEDC VA1163 MDAC ORBITER (LOWER WING)

•HT8254•

PAGE 489

10/11

# LONGITUDINAL DISTRIBUTION OF ORBITER LOWER WING PRESSURES - MACH 2



SYMBOL	DELTA X	Y/B	DELTA Z
○	0.144	0.399	0.151
△	0.103		
◇	0.226		

PARAMETRIC VALUES			
ALPHAB	5.010	MACH	2.000
ALPHA1	5.000	ORBPOW	0.000
BSTPOW	0.000		

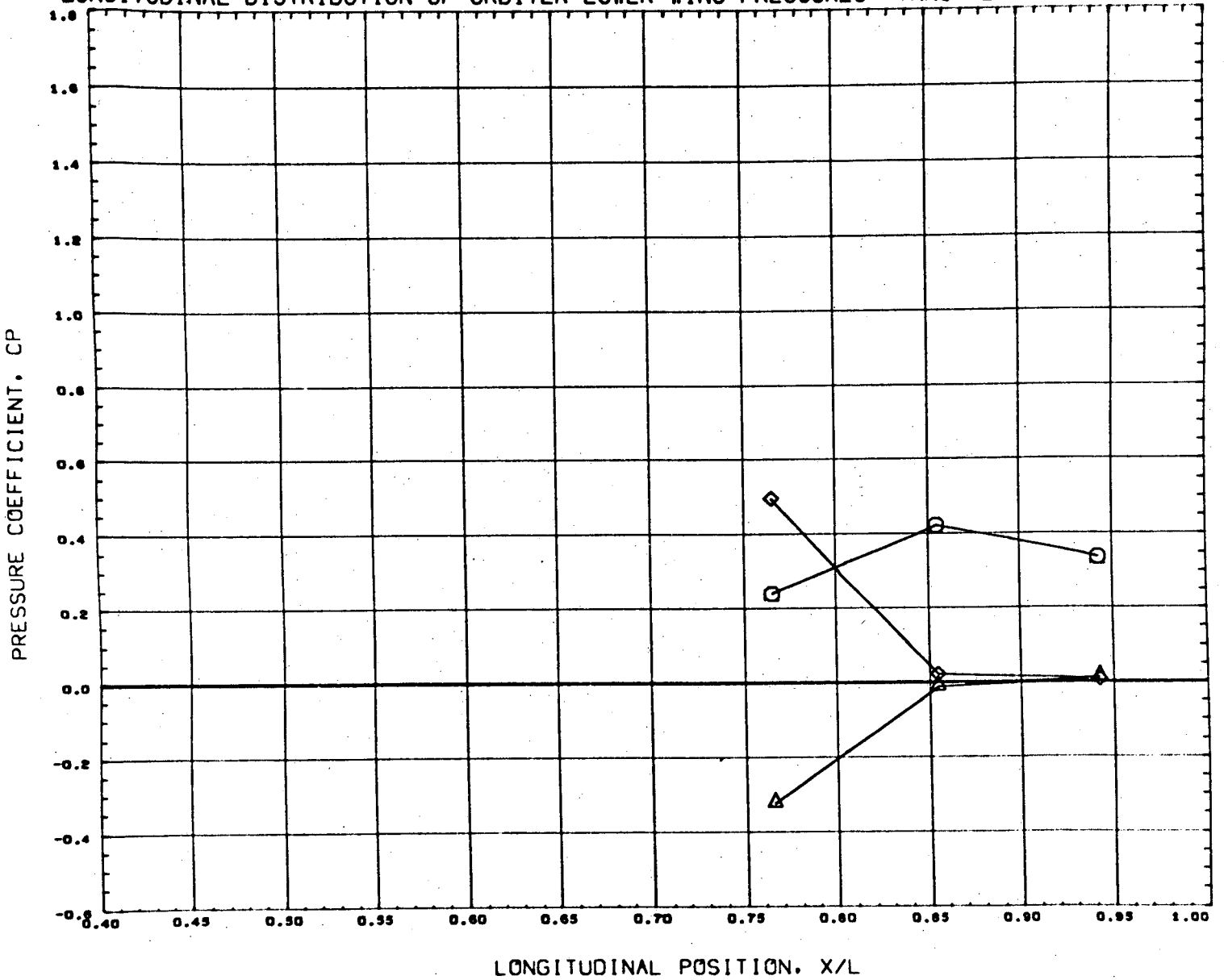
REFERENCE FILE

AEDC VA1163 MDAC ORBITER (LOWER WING)

•HT8254•

PAGE 490

# LONGITUDINAL DISTRIBUTION OF ORBITER LOWER WING PRESSURES - MACH 2



SYMBOL	DELTA X	Y/B	DELTA Z
○	0.144	0.568	0.151
△	0.103		
◇	0.226		

PARAMETRIC VALUES			
ALPHAB	5.010	MACH	2.000
ALPHA1	5.000	ORBPOW	0.000
BSTPOW	0.000		

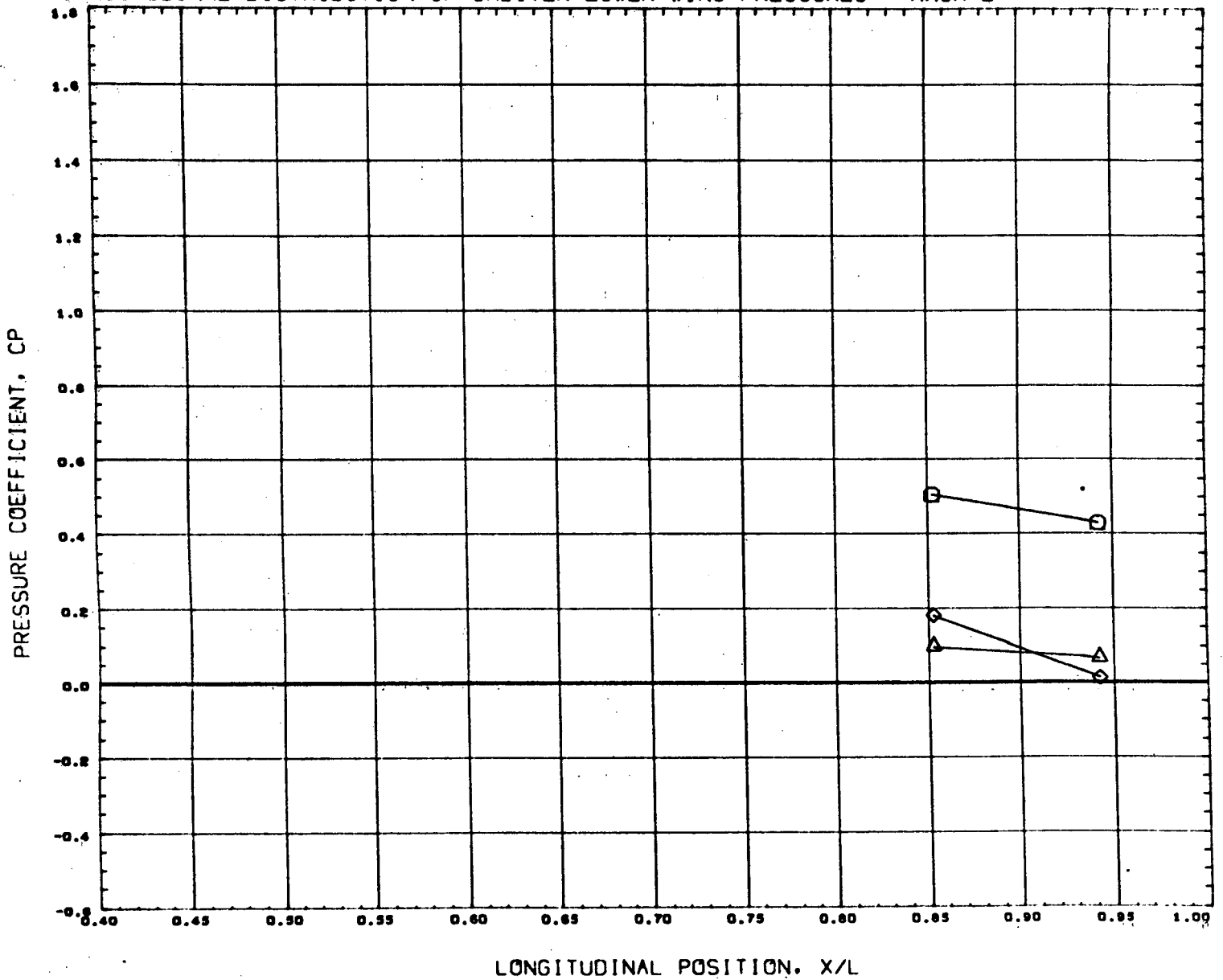
REFERENCE FILE

AEDC VA1163 MDAC ORBITER (LOWER WING)

•HT8254•

PAGE 491

# LONGITUDINAL DISTRIBUTION OF ORBITER LOWER WING PRESSURES - MACH 2



SYMBOL	DELTA X	Y/B	DELTA Z
□	0.144	0.738	0.151
△	0.103		
◇	0.226		

PARAMETRIC VALUES			
ALPHAB	5.010	MACH	2.000
ALPHAI	5.000	ORBPOW	0.000
BSTPOW	0.000		

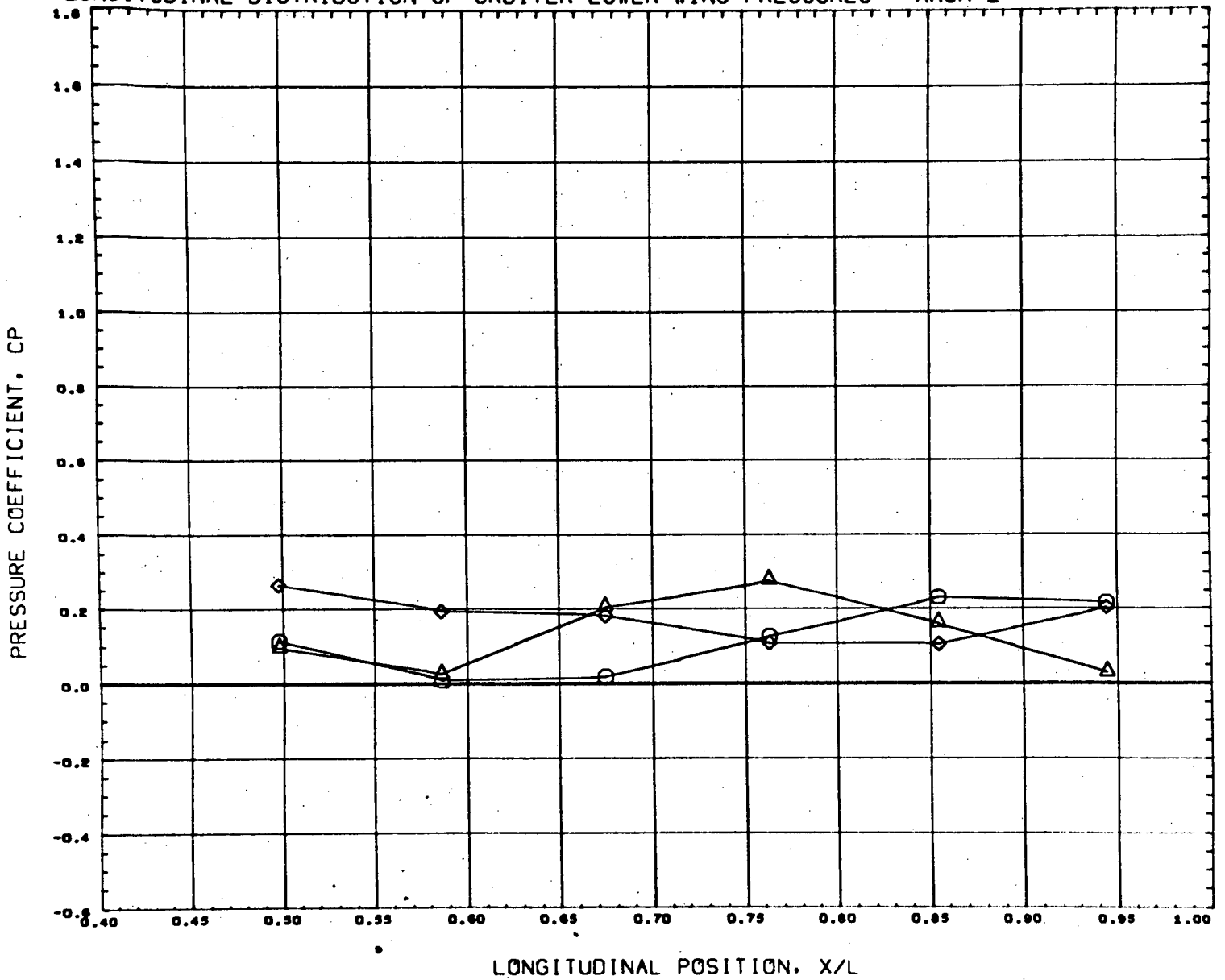
REFERENCE FILE

AEDC VA1163 MDAC ORBITER (LOWER WING)

•HT8254•

PAGE 492

# LONGITUDINAL DISTRIBUTION OF ORBITER LOWER WING PRESSURES - MACH 2



SYMBOL	DELTA X	Y/B	DELTA Z
○	0.144	0.230	0.226
△	0.103		
◇	0.226		

PARAMETRIC VALUES			
ALPHAB	5.010	MACH	2.000
ALPHAI	5.000	ORBPOW	0.000
BSTPCW	0.000		

REFERENCE FILE

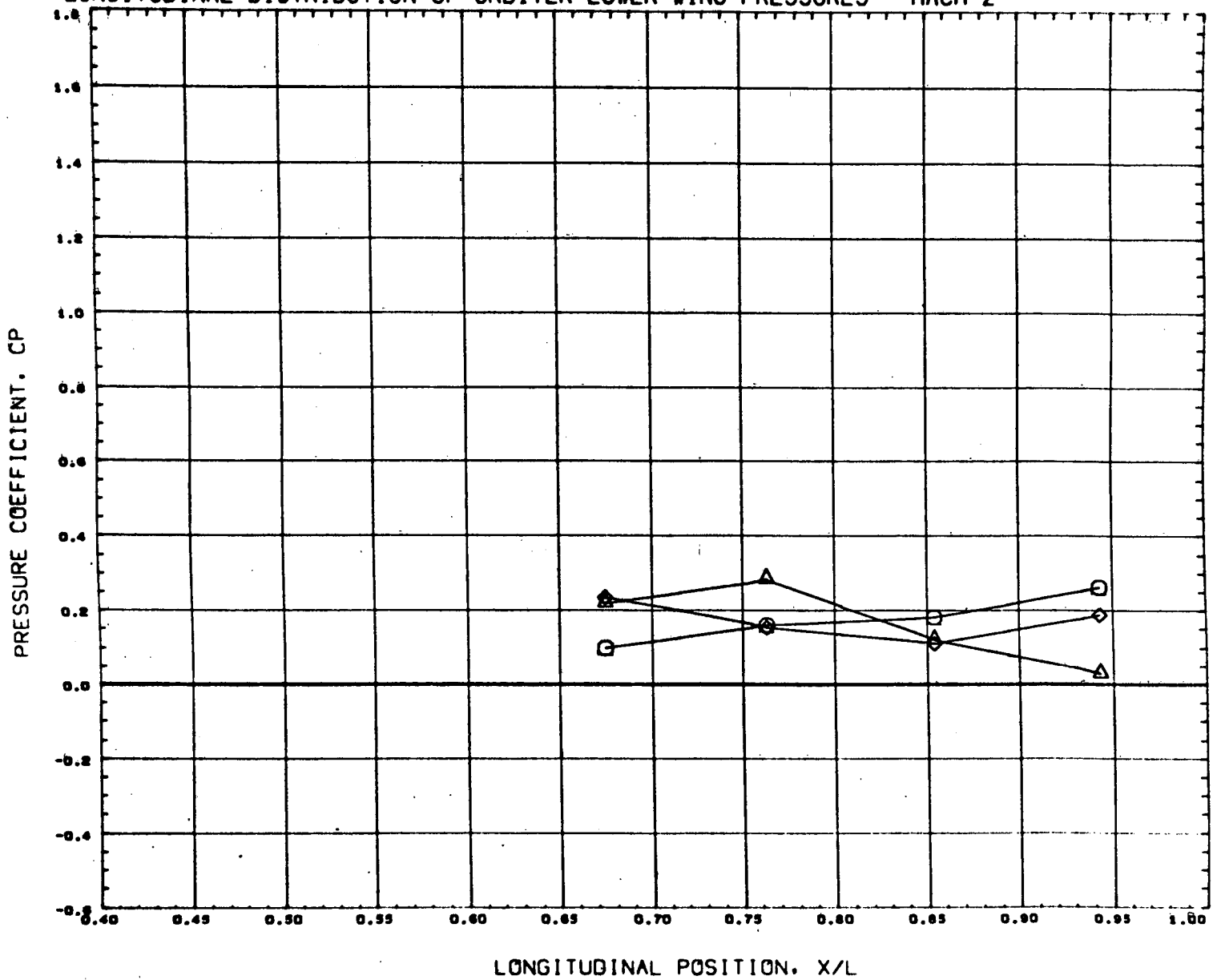
AEDC VA1163 MDAC ORBITER (LOWER WING)

•HT8254•

PAGE 493



# LONGITUDINAL DISTRIBUTION OF ORBITER LOWER WING PRESSURES - MACH 2

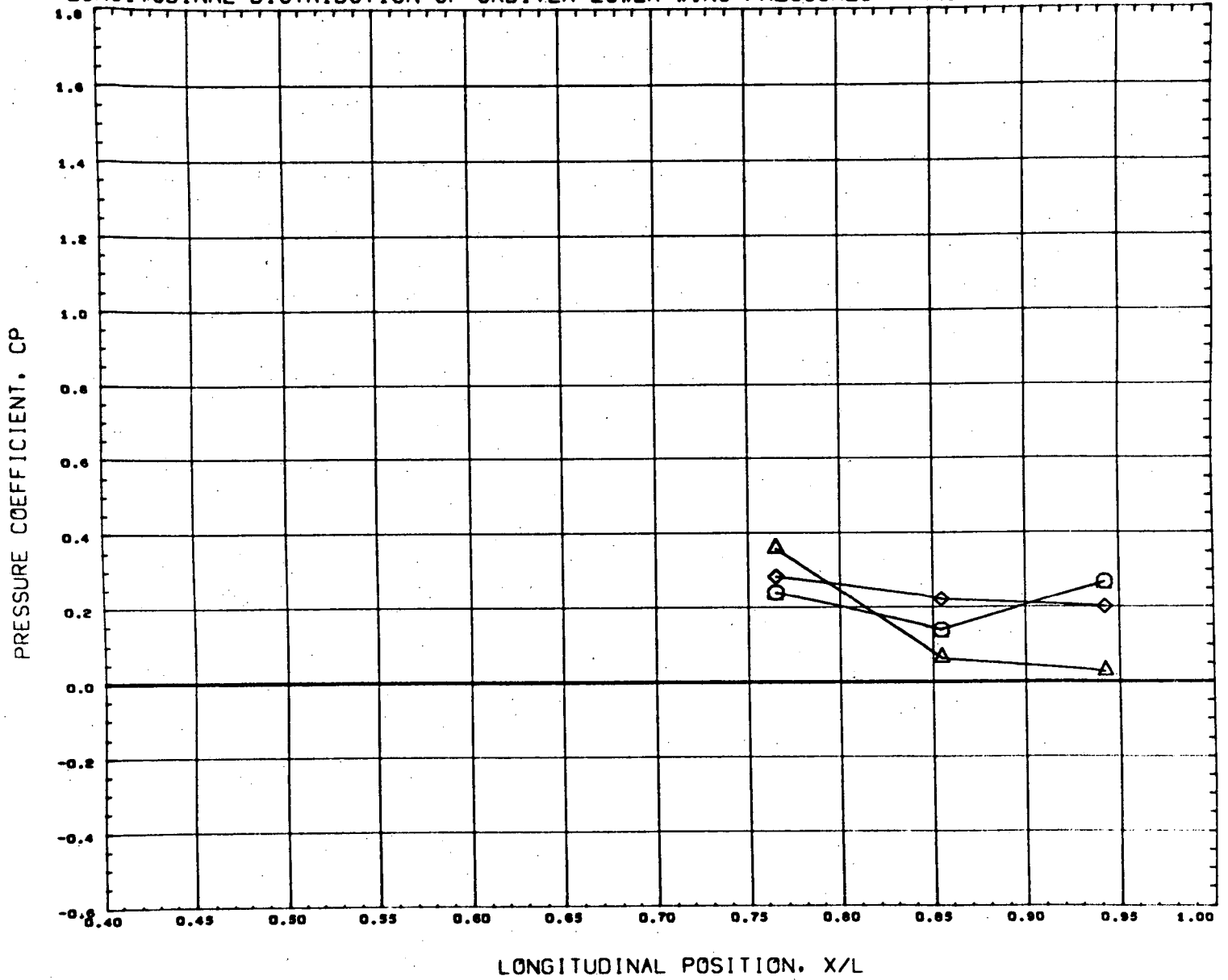


SYMBOL	DELTA X	Y/B	DELTA Z
○	0.144	0.399	0.228
△	0.103		
◇	0.226		

PARAMETRIC VALUES			
ALPHAB	5.010	MACH	2.000
ALPHA1	5.000	ORSP0W	0.000
BSTPOW	0.000		

REFERENCE FILE

# LONGITUDINAL DISTRIBUTION OF ORBITER LOWER WING PRESSURES - MACH 2

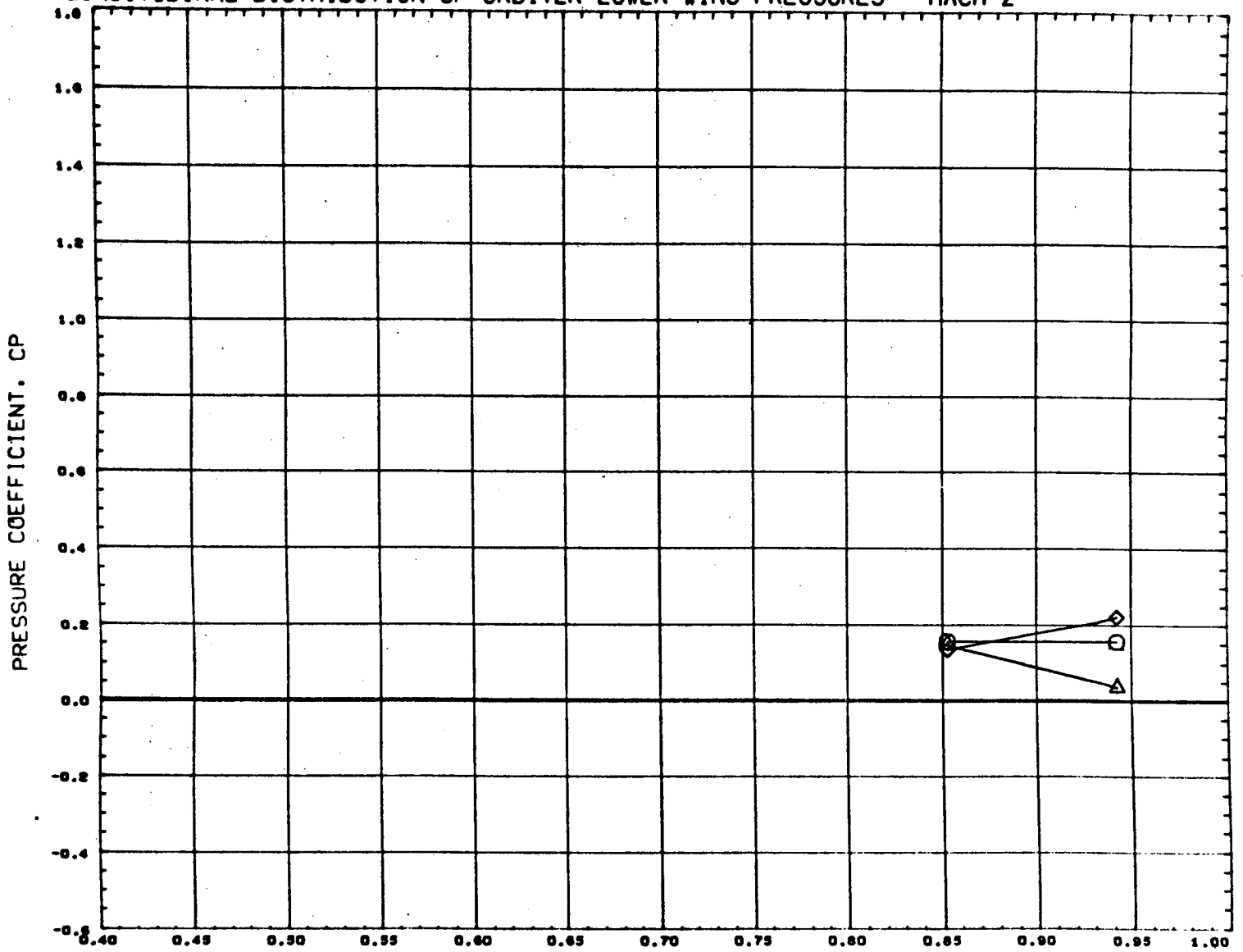


SYMBOL	DELTA X	Y/B	DELTA Z
○	0.144	0.566	0.226
△	0.103		
◇	0.226		

PARAMETRIC VALUES			
ALPHAB	9.010	MACH	2.000
ALPHA1	9.000	ORBPOW	0.000
BSTPOW	0.000		

REFERENCE FILE

# LONGITUDINAL DISTRIBUTION OF ORBITER LOWER WING PRESSURES - MACH 2



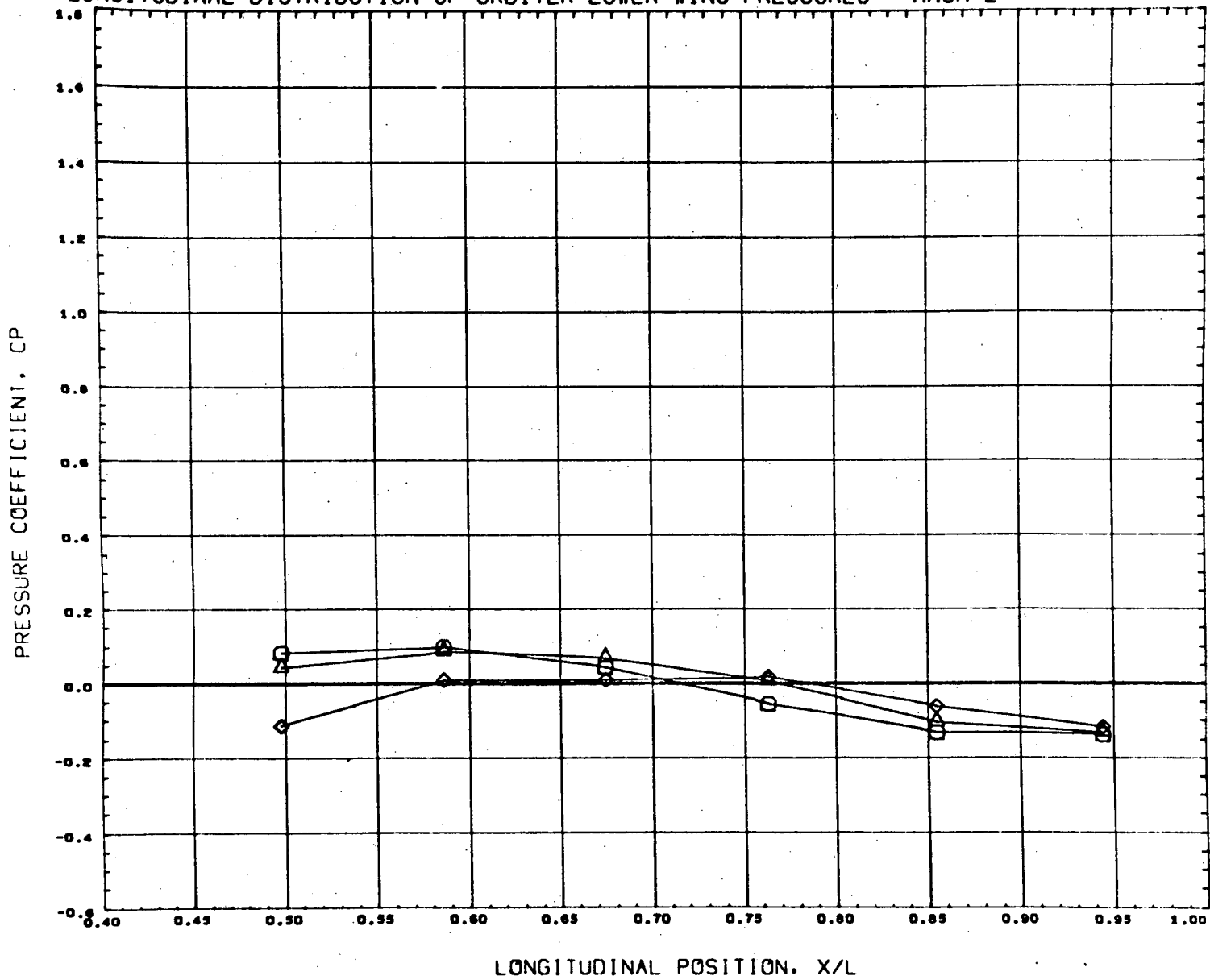
LONGITUDINAL POSITION, X/L

SYMBOL	DELTA X	Y/B	DELTA Z
○	0.144	0.730	0.220
△	0.103		
◇	0.226		

PARAMETRIC VALUES			
ALPHA B	5.010	MACH	2.000
ALPHA I	5.000	ORSPOW	0.000
BSTPOW	0.000		

REFERENCE FILE

# LONGITUDINAL DISTRIBUTION OF ORBITER LOWER WING PRESSURES - MACH 2



SYMBOL	DELTA X	Y/B	DELTA Z
○	0.041	0.230	0.106
△	0.103		
◇	0.164		

PARAMETRIC VALUES			
ALPHAB	- 9.930	MACH	2.000
ALPHAI	0.000	ORBPOW	0.000
BSTPOW	100.000		

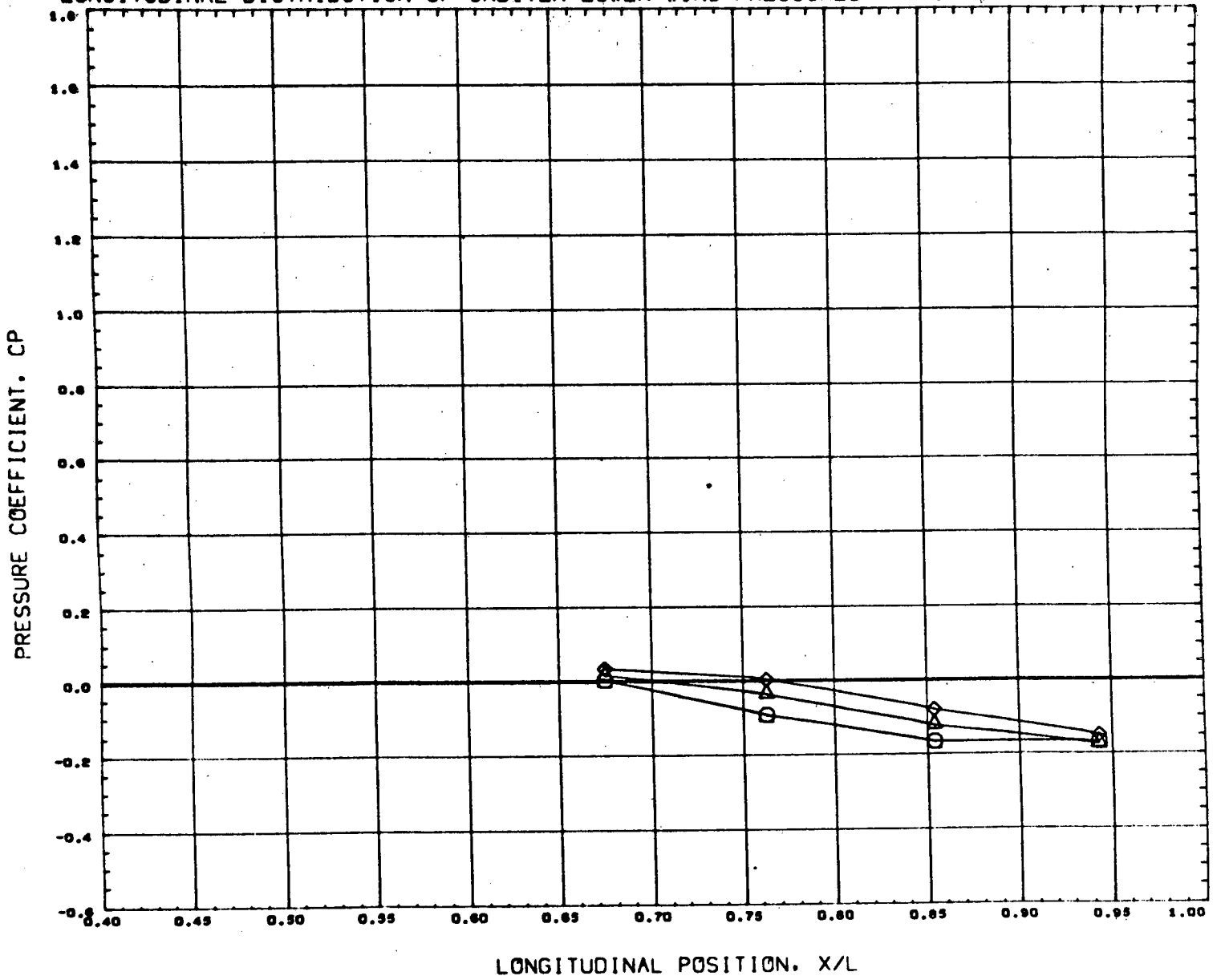
REFERENCE FILE

AEDC VA1163 MDAC ORBITER (LOWER WING)

•HT8261•

PAGE 497

# LONGITUDINAL DISTRIBUTION OF ORBITER LOWER WING PRESSURES - MACH 2



SYMBOL	DELTA X	Y/B	DELTA Z
○	0.041	0.399	0.106
△	0.103		
◇	0.164		

PARAMETRIC VALUES			
ALPHAB	- 9.930	MACH	2.000
ALPHA1	0.000	ORBPOW	0.000
BSTPOW	100.000		

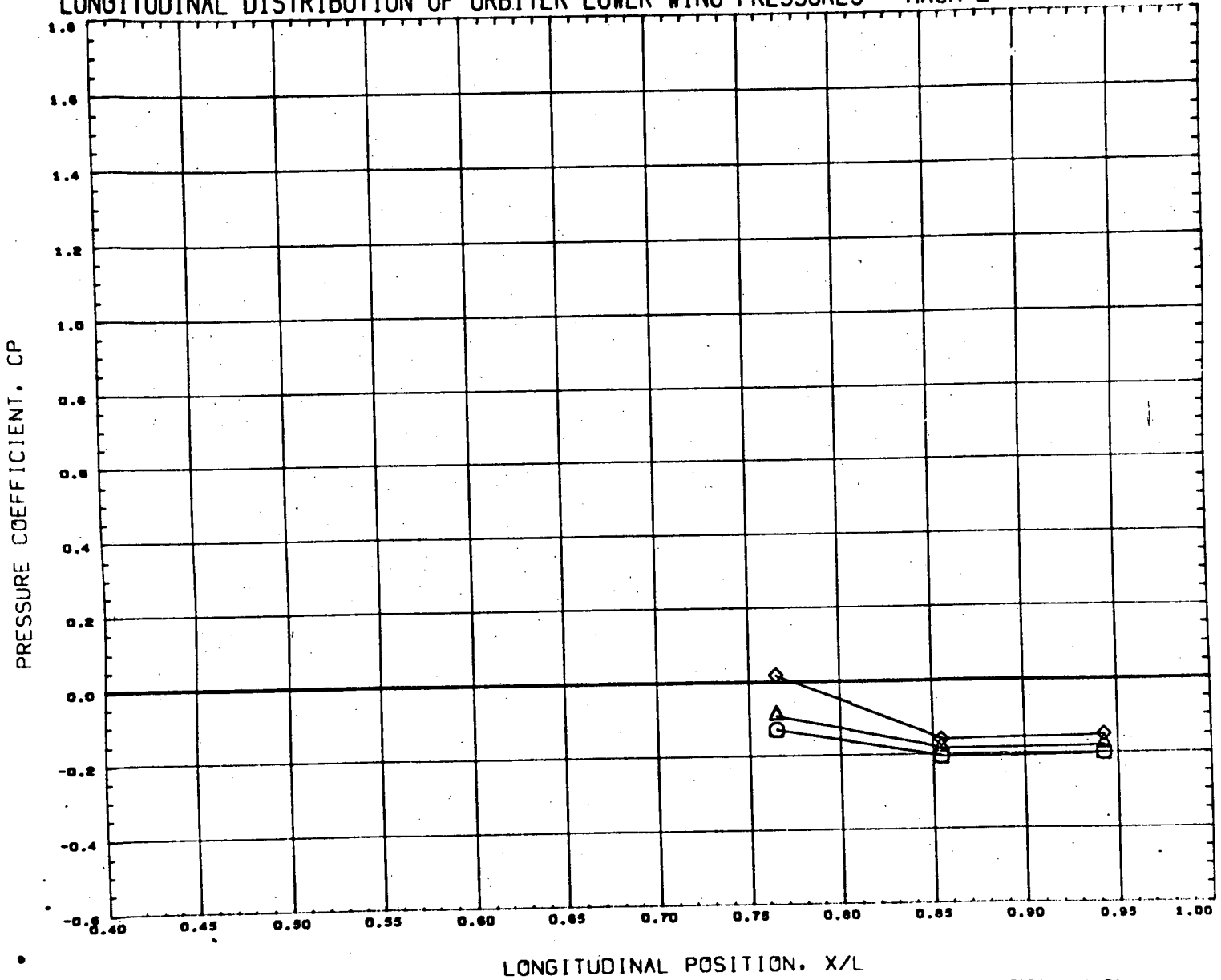
REFERENCE FILE

AEDC VA1163 MDAC ORBITER (LOWER WING)

•HT8261•

PAGE 498

# LONGITUDINAL DISTRIBUTION OF ORBITER LOWER WING PRESSURES - MACH 2

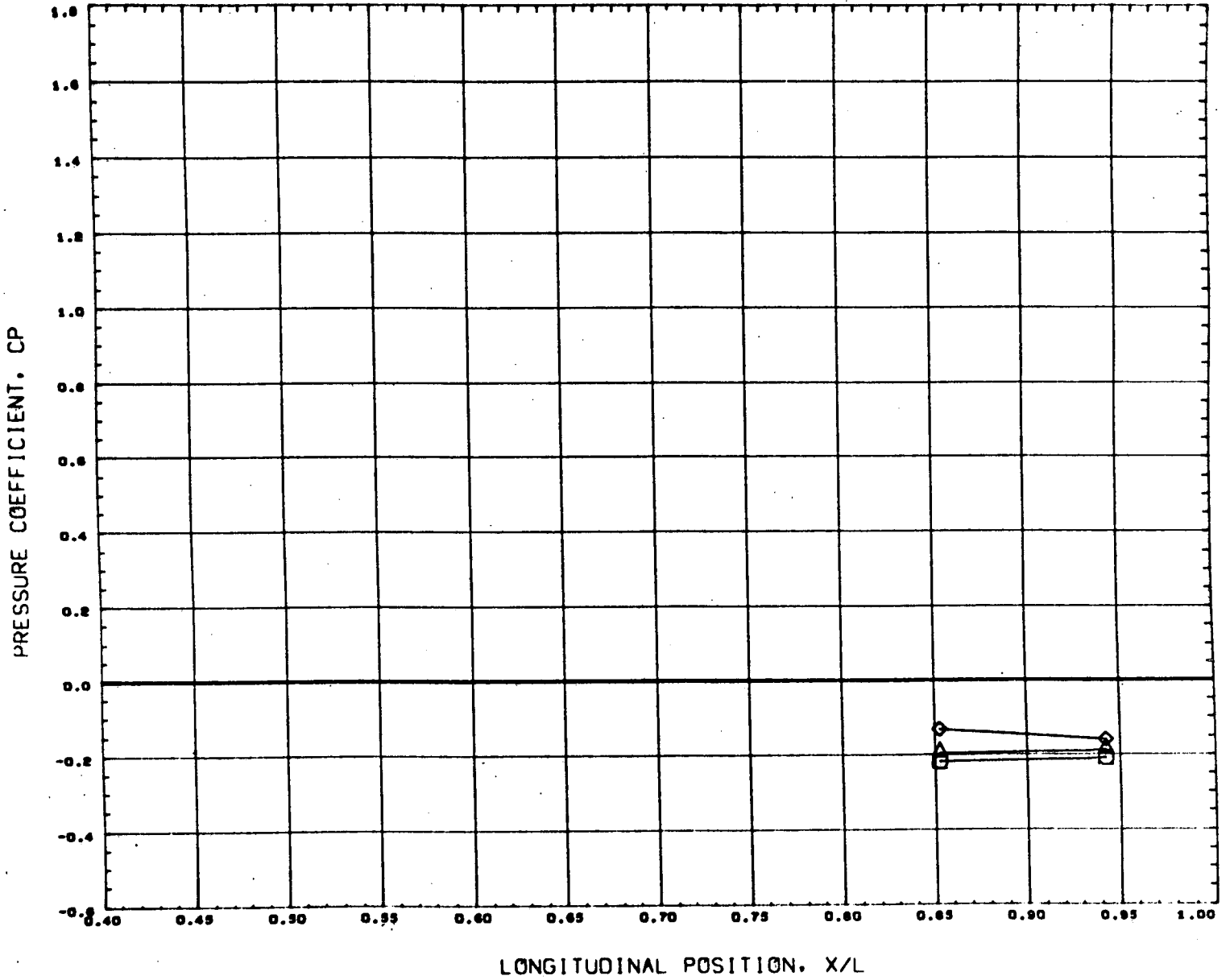


SYMBOL	DELTA X	Y/B	DELTA Z
○	0.041	0.366	0.106
△	0.103		
◇	0.164		

PARAMETRIC VALUES			
ALPHAB	- 9.930	MACH	2.000
ALPHA I	0.000	ORBPOW	0.000
BSTPOW	100.000		

REFERENCE FILE

LONGITUDINAL DISTRIBUTION OF ORBITER LOWER WING PRESSURES - MACH 2

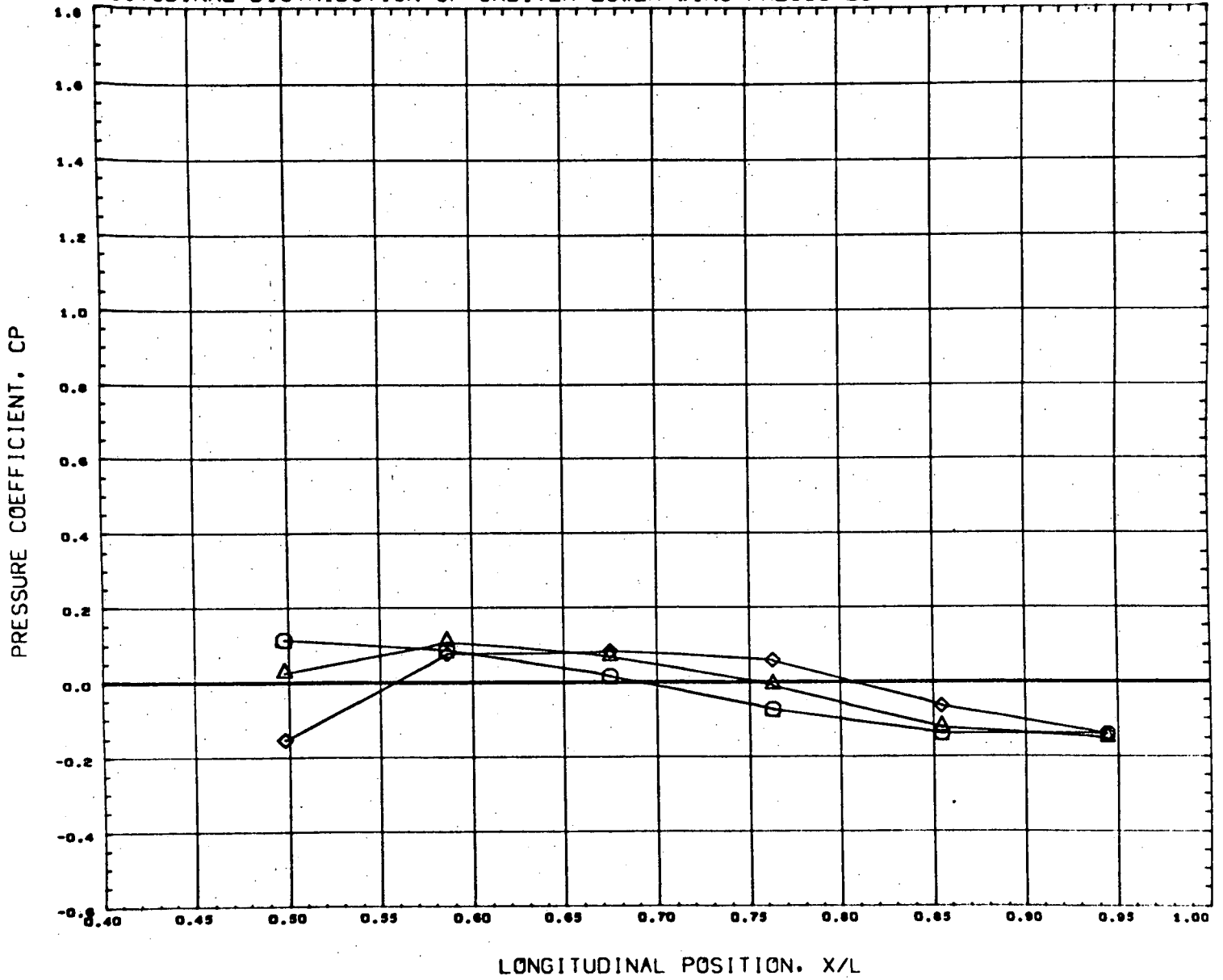


SYMBOL	DELTA X	Y/B	DELTA Z
○	0.041	0.738	0.106
△	0.105		
◇	0.164		

PARAMETRIC VALUES			
ALPHAB	- 9.930	MACH	2.000
ALPHA1	0.000	ORBPOW	0.000
BSTPOW	100.000		

REFERENCE FILE

# LONGITUDINAL DISTRIBUTION OF ORBITER LOWER WING PRESSURES - MACH 2



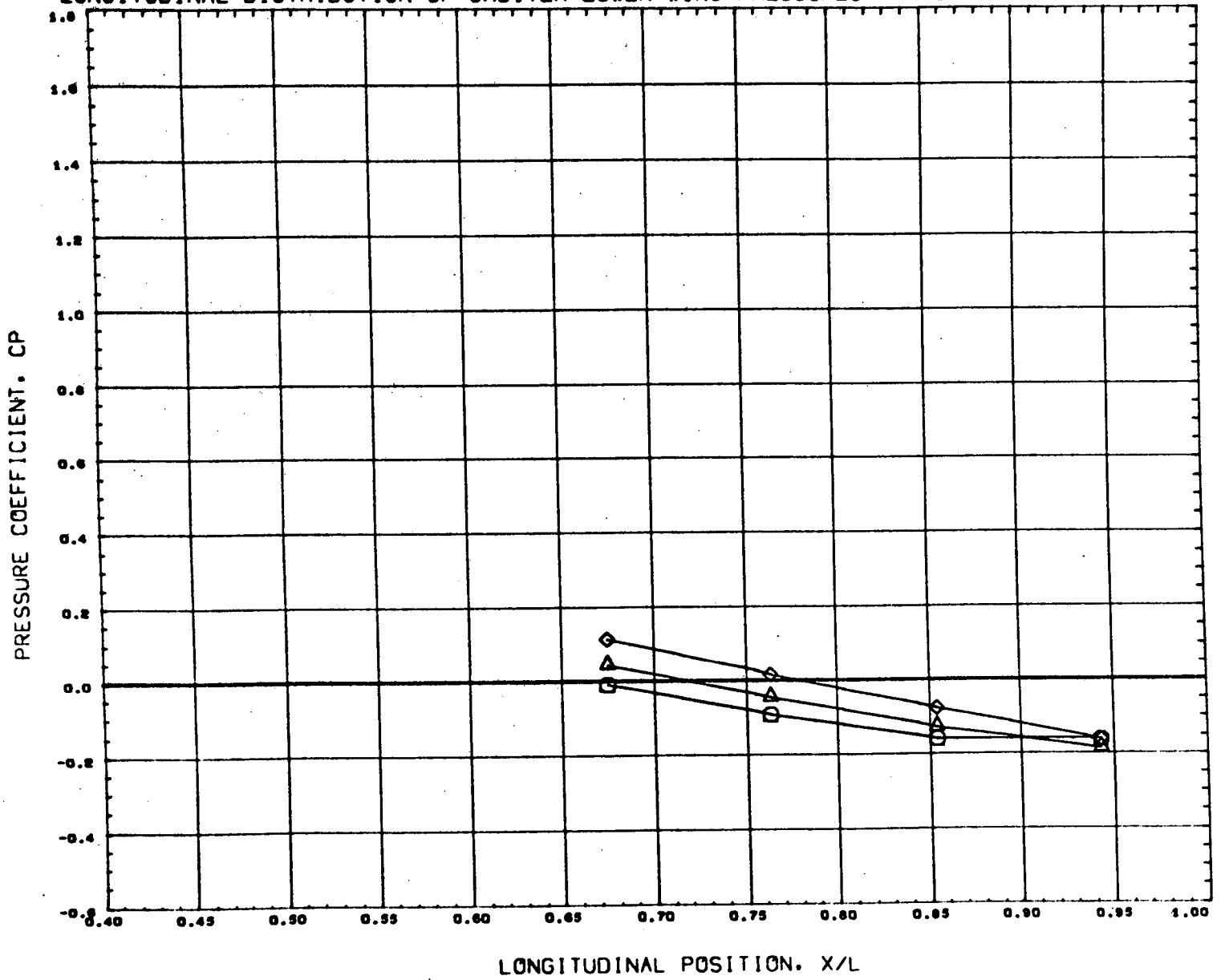
SYMBOL	DELTA X	Y/B	DELTA Z
○	0.041	0.230	0.106
△	0.103		
◇	0.164		

PARAMETRIC VALUES			
ALPHAB	- 4.906	MACH	2.000
ALPHAI	0.000	ORBPOW	0.000
BSTPOW	100.000		

REFERENCE FILE



# LONGITUDINAL DISTRIBUTION OF ORBITER LOWER WING PRESSURES - MACH 2



SYMBOL	DELTA X	Y/B	DELTA Z
○	0.041	0.399	0.106
△	0.103		
◇	0.164		

PARAMETRIC VALUES			
ALPHA B	- 4.906	MACH	2.000
ALPHA I	0.000	ORSPOW	0.000
BSTPOW	100.000		

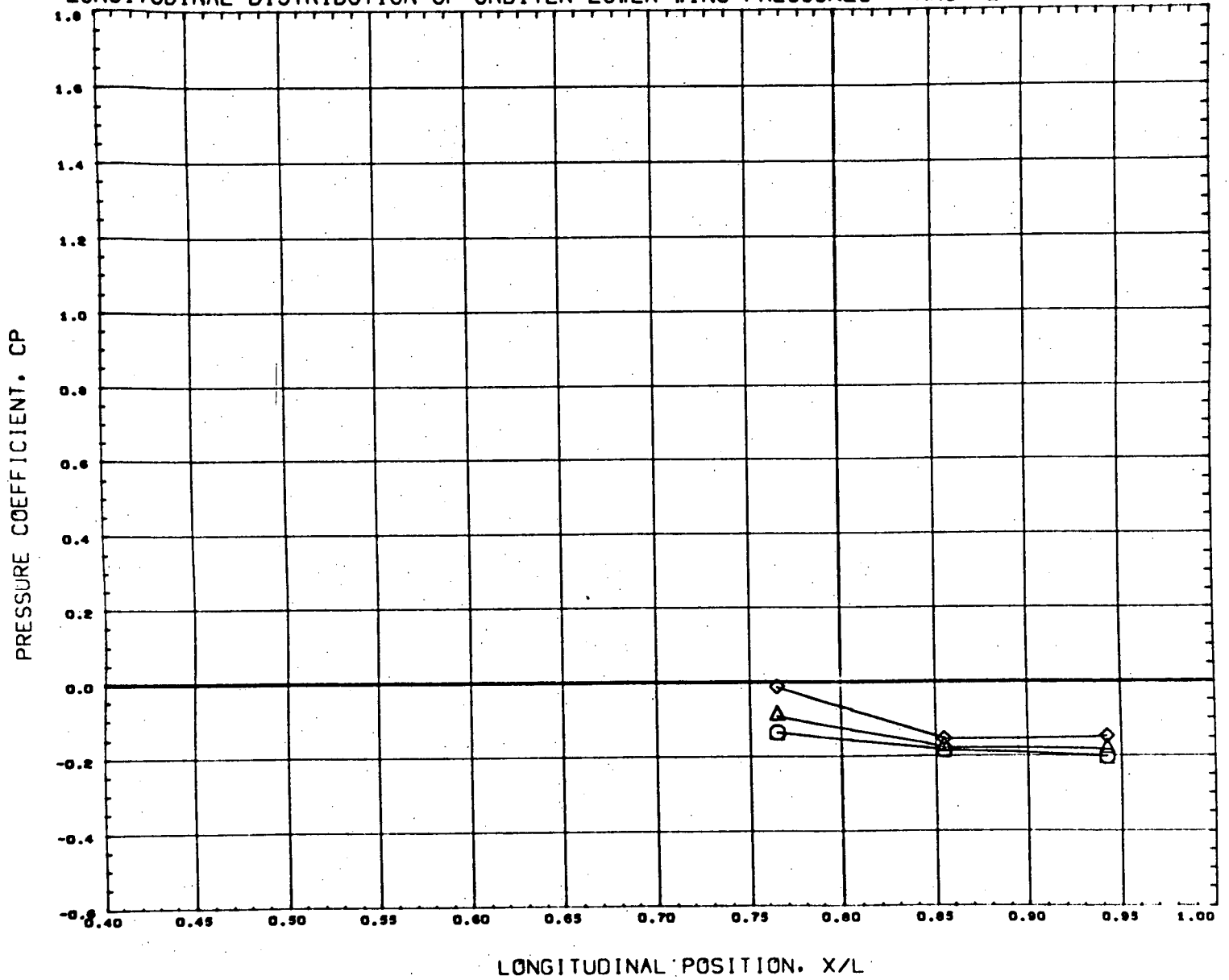
REFERENCE FILE

AEDC VA1163 MDAC ORBITER (LOWER WING)

•HT8262•

PAGE 502

# LONGITUDINAL DISTRIBUTION OF ORBITER LOWER WING PRESSURES - MACH 2



SYMBOL	DELTA X	Y/B	DELTA Z
○	0.041	0.566	0.106
△	0.103		
◇	0.164		

PARAMETRIC VALUES			
ALPHAB	- 4.906	MACH	2.000
ALPHAT	0.000	ORBPOW	0.000
BSTPOW	100.000		

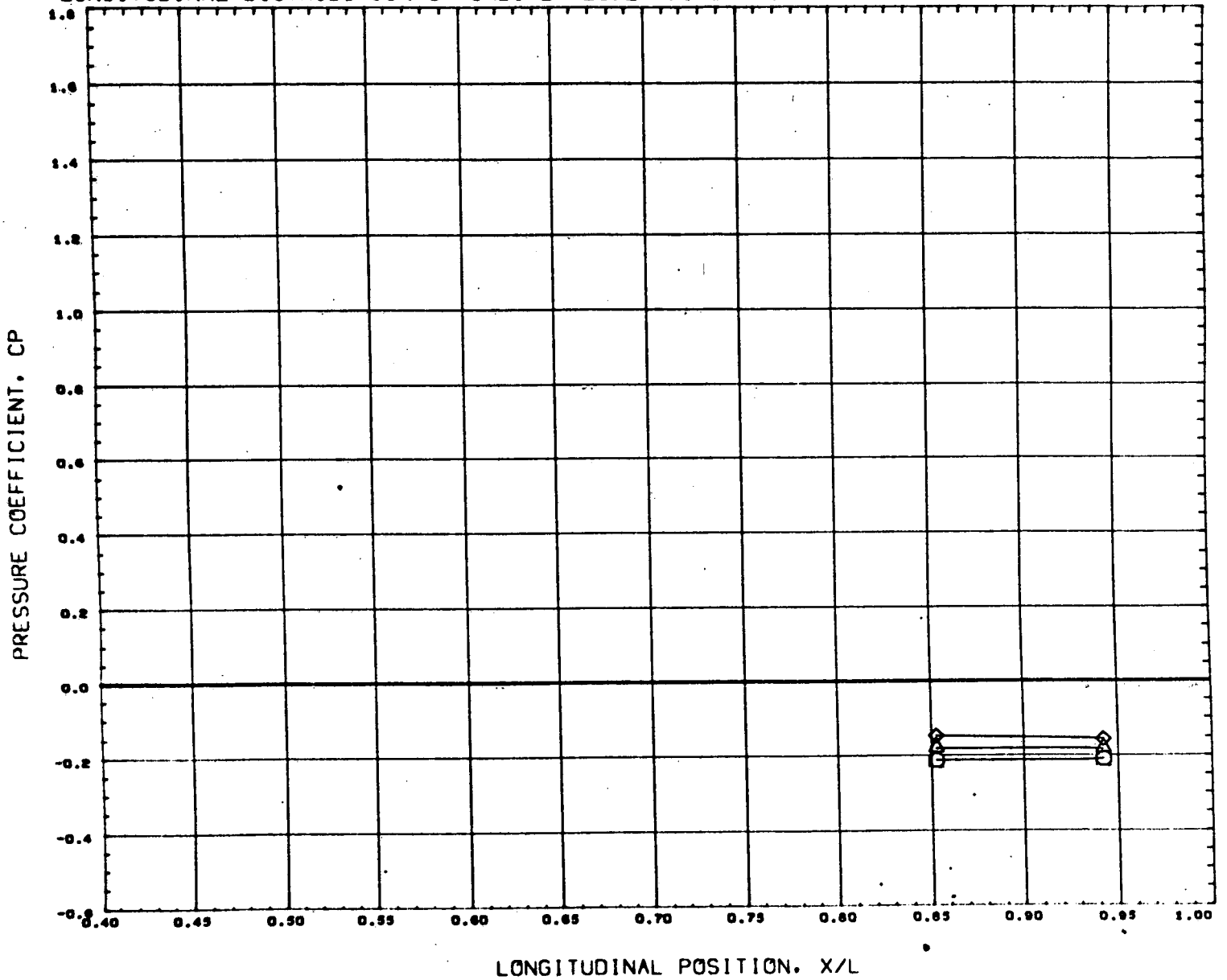
REFERENCE FILE

AEDC VA1163 MDAC ORBITER (LOWER WING)

•HT8262•

PAGE 503

# LONGITUDINAL DISTRIBUTION OF ORBITER LOWER WING PRESSURES - MACH 2



SYMBOL	DELTA X	Y/B	DELTA Z
○	0.041	0.738	0.106
△	0.103		
◇	0.164		

PARAMETRIC VALUES			
ALPHAB	- 4.906	MACH	2.000
ALPHAI	0.000	ORBPOW	0.000
BSTPOW	100.000		

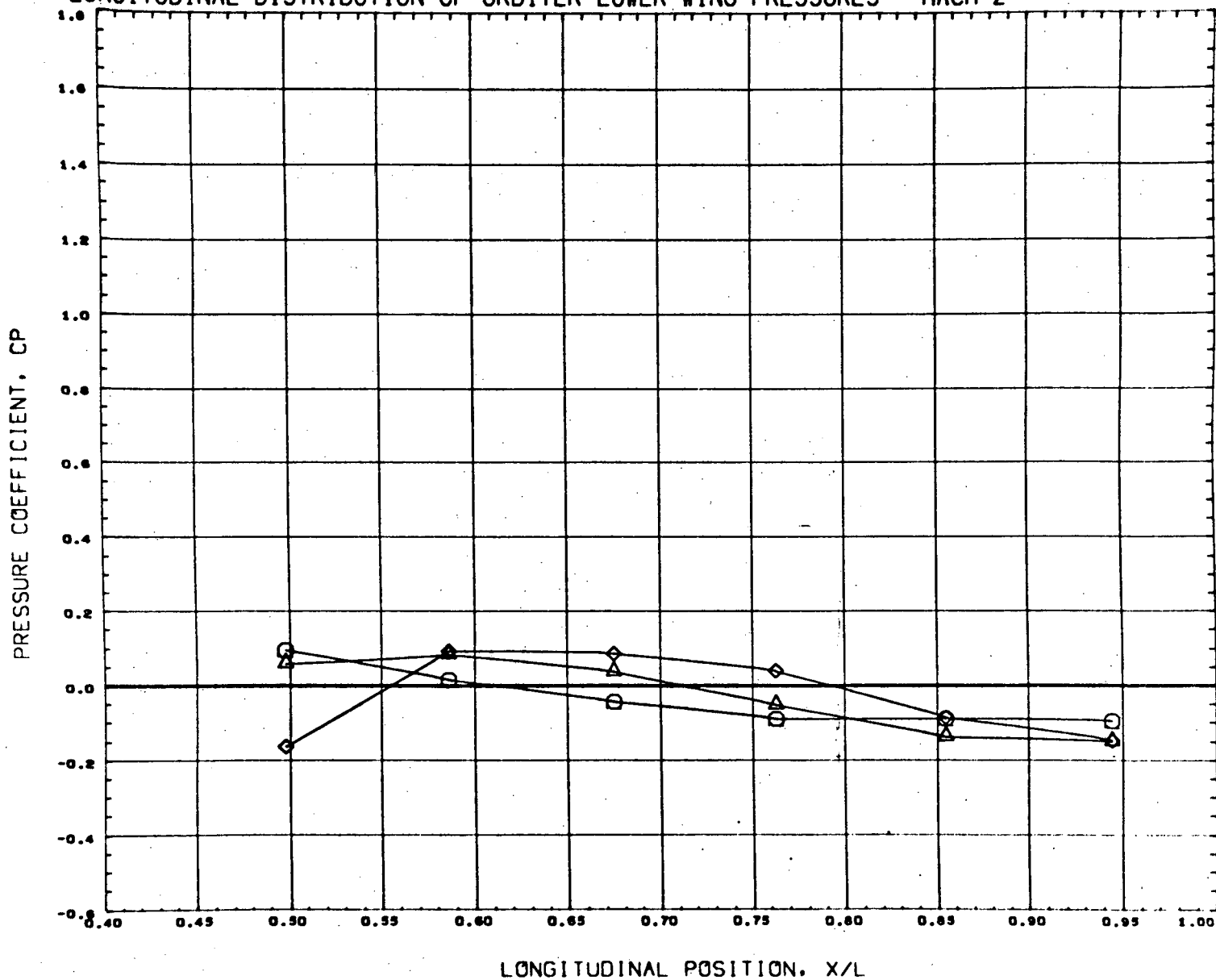
REFERENCE FILE

AEDC VA1163 MDAC ORBITER (LOWER WING)

•HT8262•

PAGE 504

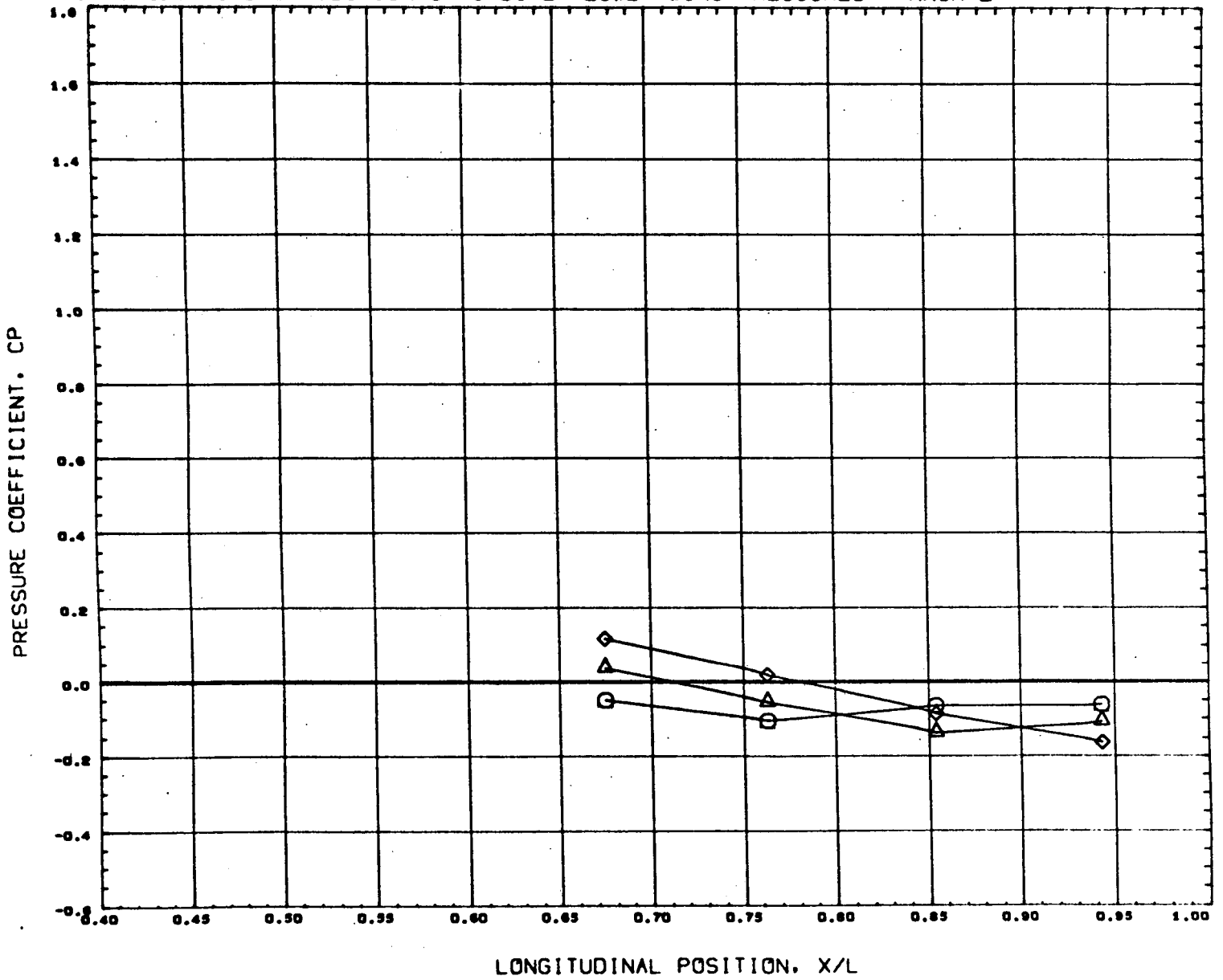
# LONGITUDINAL DISTRIBUTION OF ORBITER LOWER WING PRESSURES - MACH 2



SYMBOL	DELTA X	Y/B	DELTA Z		PARAMETRIC VALUES
○	0.041	0.230	0.106		ALPHA B 0.050 MACH 2.000
△	0.103				ALPHA I 0.000 ORB POW 0.000
◇	0.164				BST POW 100.000

REFERENCE FILE

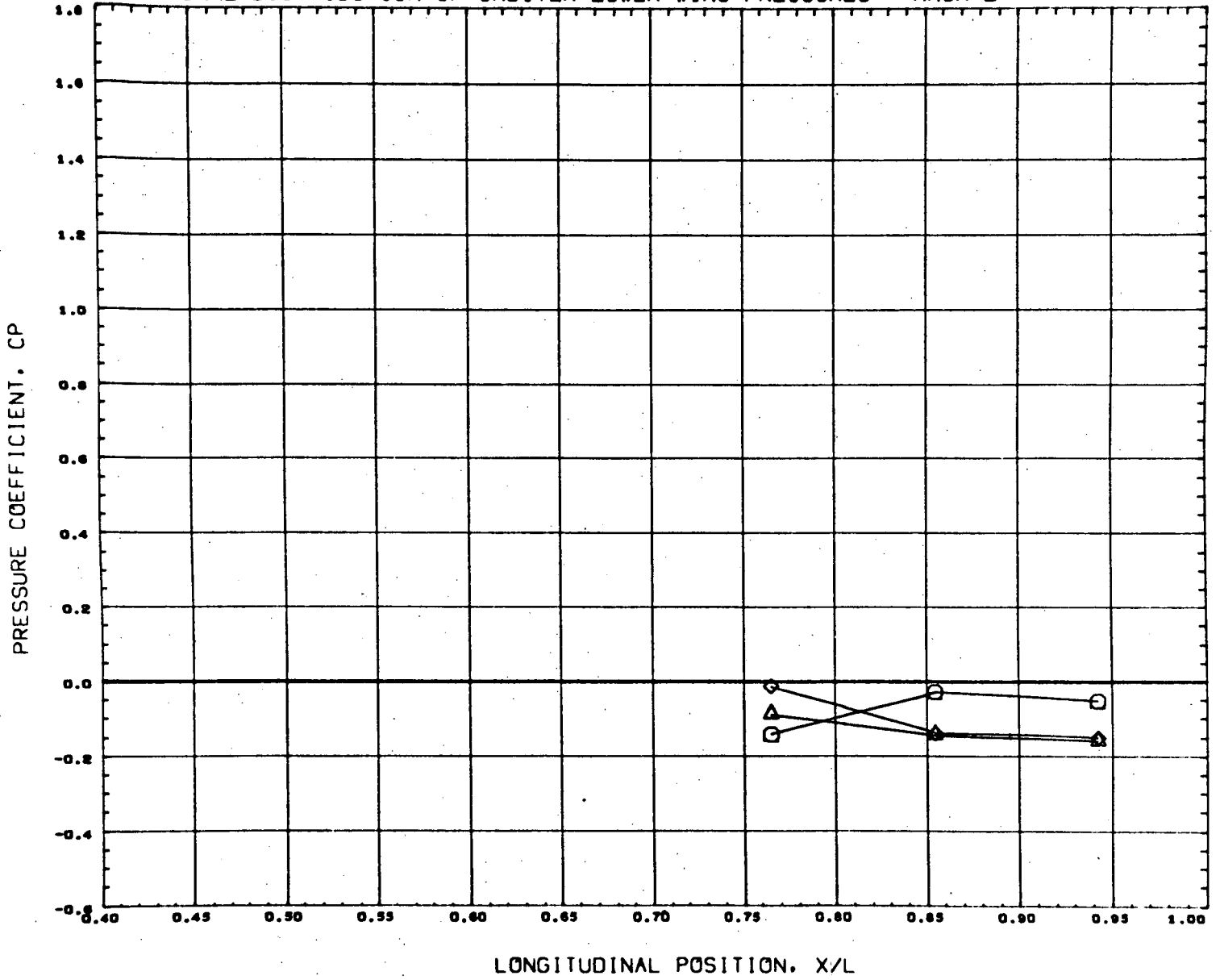
# LONGITUDINAL DISTRIBUTION OF ORBITER LOWER WING PRESSURES - MACH 2



SYMBOL	DELTA X	Y/B	DELTA Z	PARAMETRIC VALUES			
○	0.041	0.399	0.106	ALPHA B	0.050	MACH	2.000
△	0.103			ALPHA I	0.000	ORBPOW	0.000
◇	0.164			ESTPOW	100.000		

REFERENCE FILE

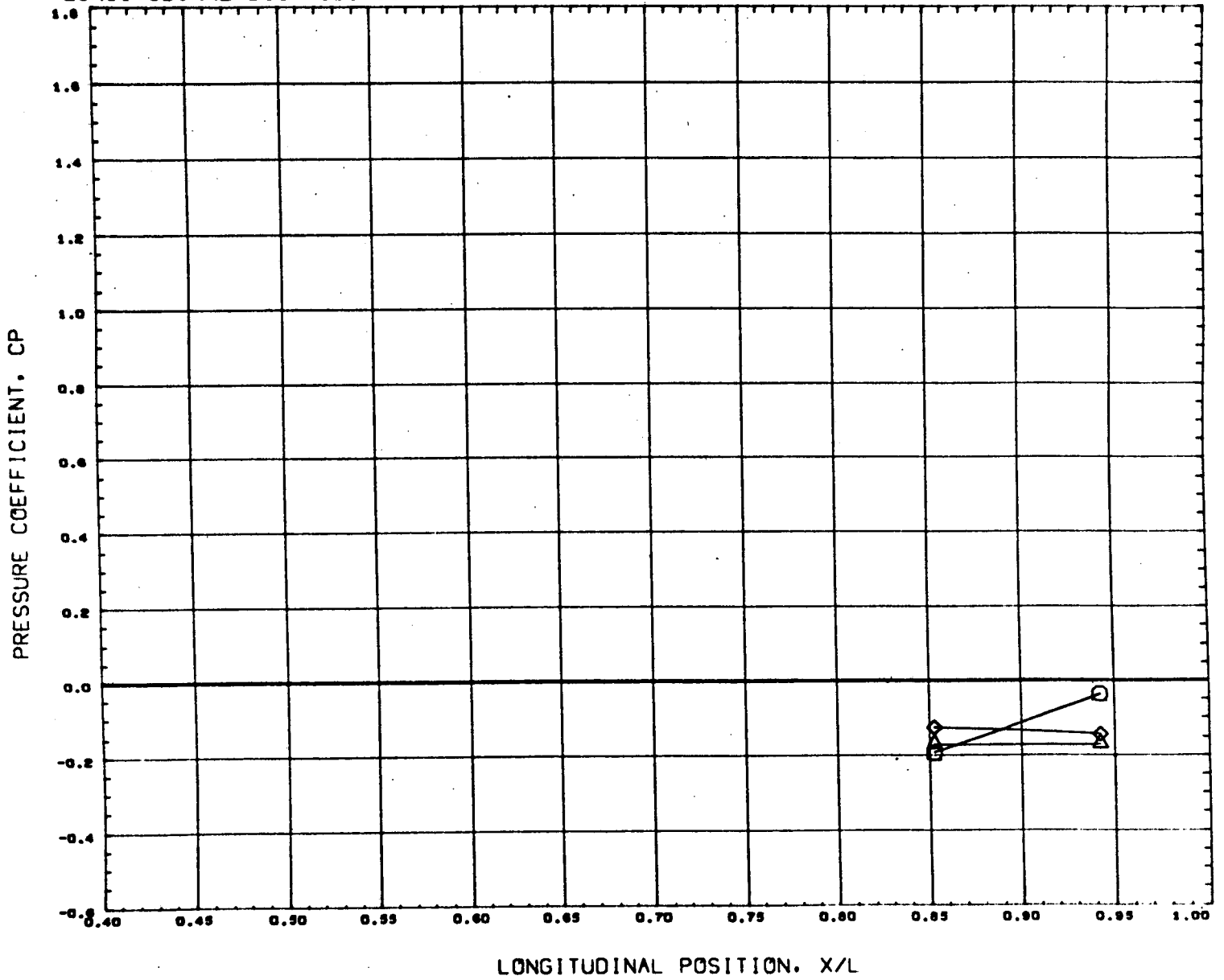
# LONGITUDINAL DISTRIBUTION OF ORBITER LOWER WING PRESSURES - MACH 2



SYMBOL	DELTA X	Y/B	DELTA Z	PARAMETRIC VALUES			
○	0.041	0.968	0.106	ALPHA B	0.050	MACH	2.000
△	0.103			ALPHA I	0.000	ORBPOW	0.000
◇	0.164			BSTPOW	100.000		

REFERENCE FILE

# LONGITUDINAL DISTRIBUTION OF ORBITER LOWER WING PRESSURES - MACH 2



SYMBOL	DELTA X	Y/B	DELTA Z
○	0.041	0.738	0.108
△	0.103		
◇	0.164		

PARAMETRIC VALUES			
ALPHAB	0.050	MACH	2.000
ALPHA I	0.000	ORBPOW	0.000
BSTPOW	100.000		

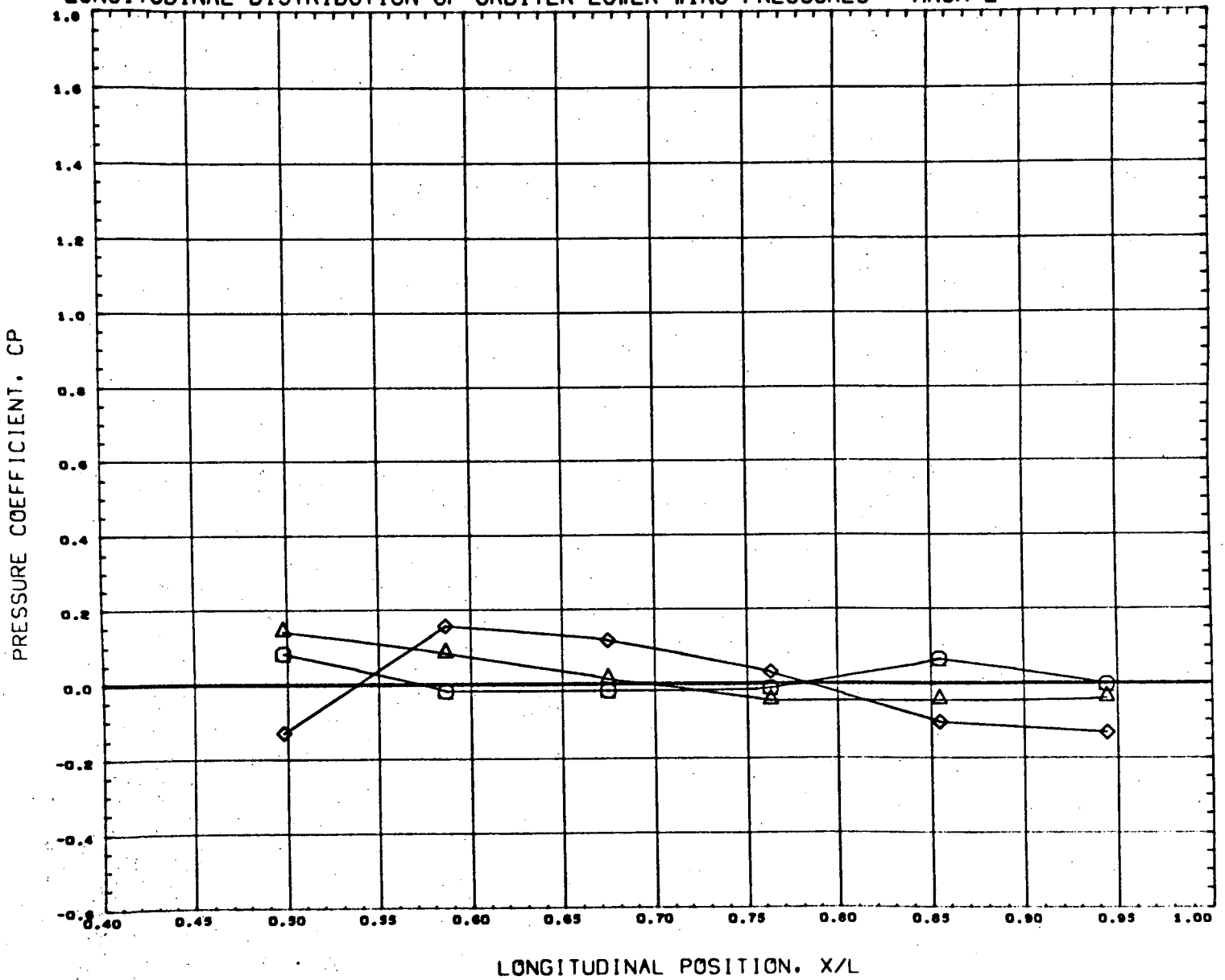
REFERENCE FILE

AEDC VA1163 MDAC ORBITER (LOWER WING)

•HT8263•

PAGE 508

# LONGITUDINAL DISTRIBUTION OF ORBITER LOWER WING PRESSURES - MACH 2



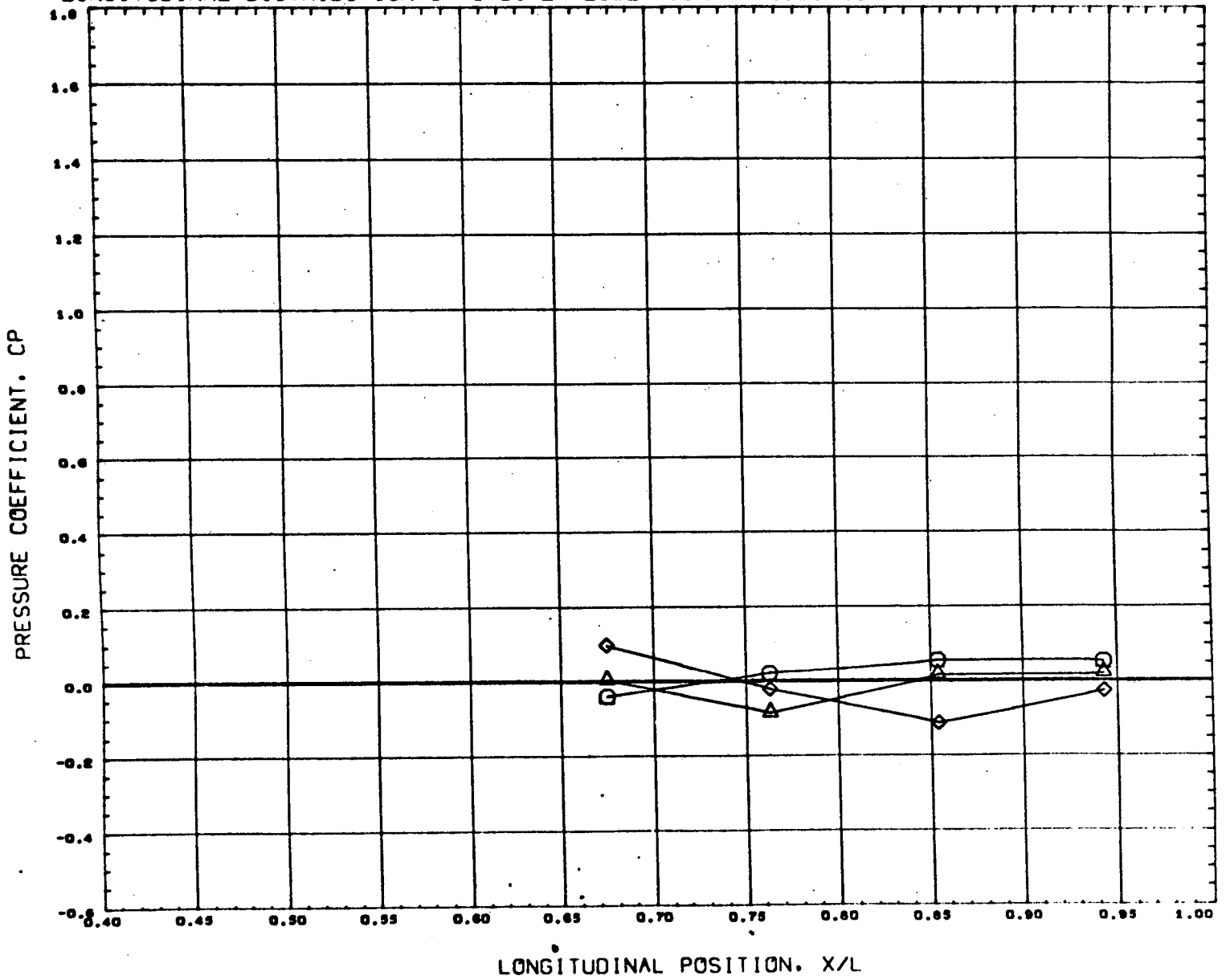
SYMBOL	DELTA X	Y/B	DELTA Z
○	0.041	0.230	0.106
△	0.103		
◇	0.164		

PARAMETRIC VALUES			
ALPHAB	5.090	MACH	2.000
ALPHAI	0.000	ORBPW	0.000
BSTPW	100.000		

REFERENCE FILE



# LONGITUDINAL DISTRIBUTION OF ORBITER LOWER WING PRESSURES - MACH 2



SYMBOL	DELTA X	Y/B	DELTA Z
○	0.041	0.399	0.106
△	0.103		
◇	0.164		

PARAMETRIC VALUES			
ALPHAB	5.090	MACH	2.000
ALPHAI	0.000	ORBPOW	0.000
BSTPOW	100.000		

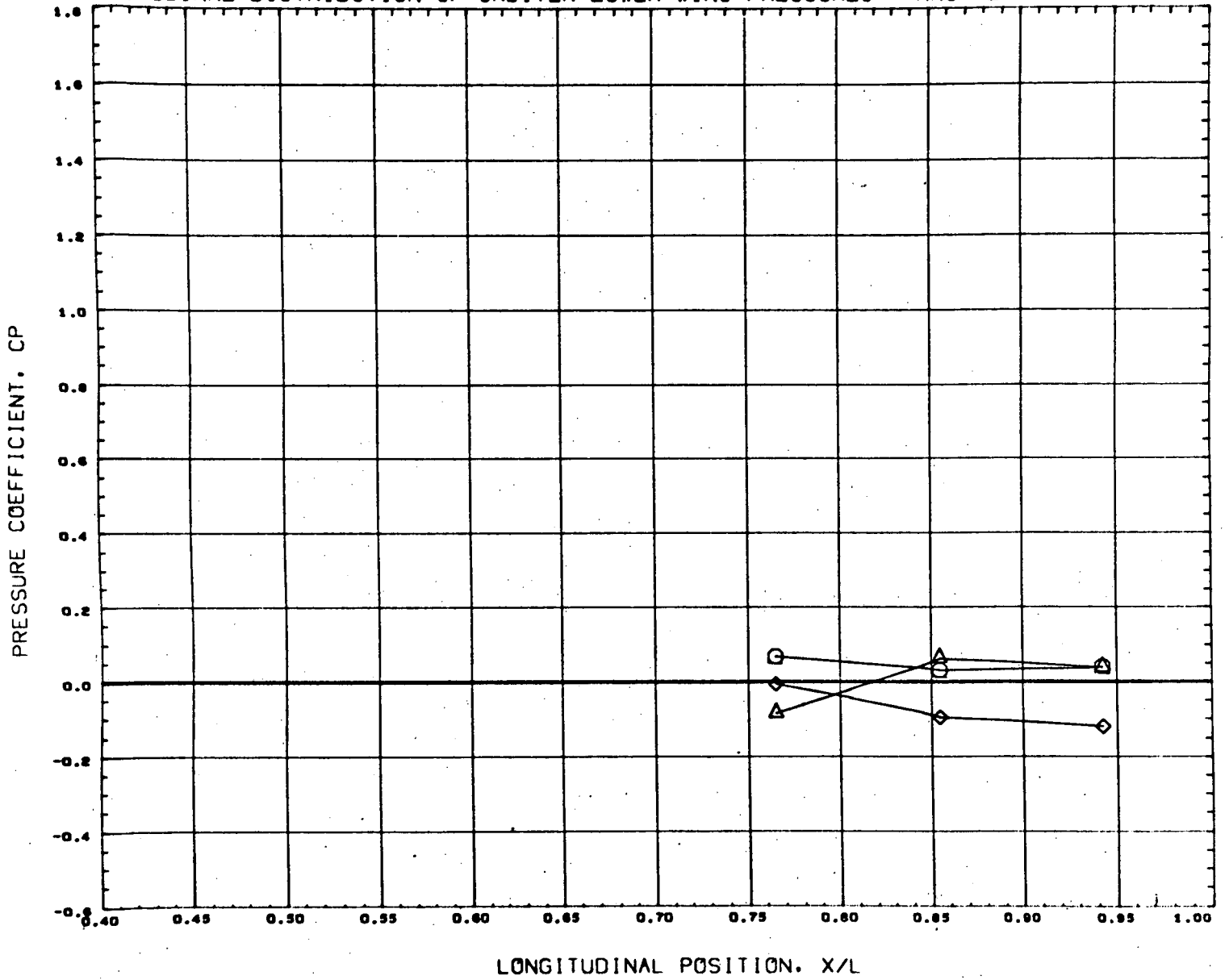
REFERENCE FILE

AEDC VA1163 MDAC ORBITER (LOWER WING)

•HT8264•

PAGE 510

# LONGITUDINAL DISTRIBUTION OF ORBITER LOWER WING PRESSURES - MACH 2



SYMBOL	DELTA X	Y/B	DELTA Z
○	0.041	0.568	0.106
△	0.103		
◇	0.164		

PARAMETRIC VALUES			
ALPHAB	9.090	MACH	2.000
ALPHA1	0.000	ORBPOW	0.000
BSTPOW	100.000		

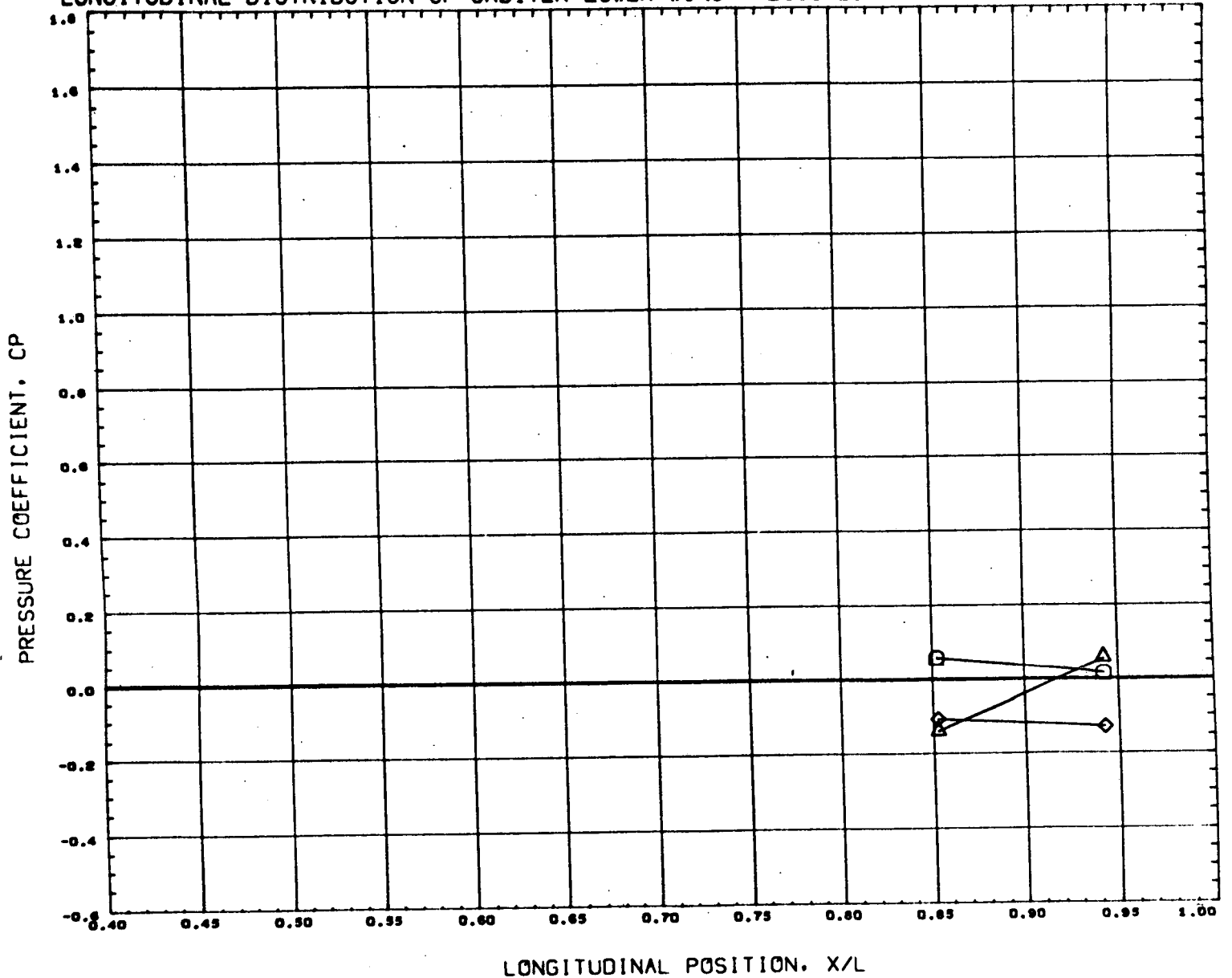
REFERENCE FILE

AEDC VA1163 MDAC ORBITER (LOWER WING)

•HT8264•

PAGE 511

# LONGITUDINAL DISTRIBUTION OF ORBITER LOWER WING PRESSURES - MACH 2



SYMBOL	DELTA X	Y/B	DELTA Z	PARAMETRIC VALUES			
○	0.041	0.738	0.106	ALPHAB	5.090	MACH	2.000
△	0.103			ALPHA1	0.000	ORSPOW	0.000
◇	0.164			BSTPOW	100.000		

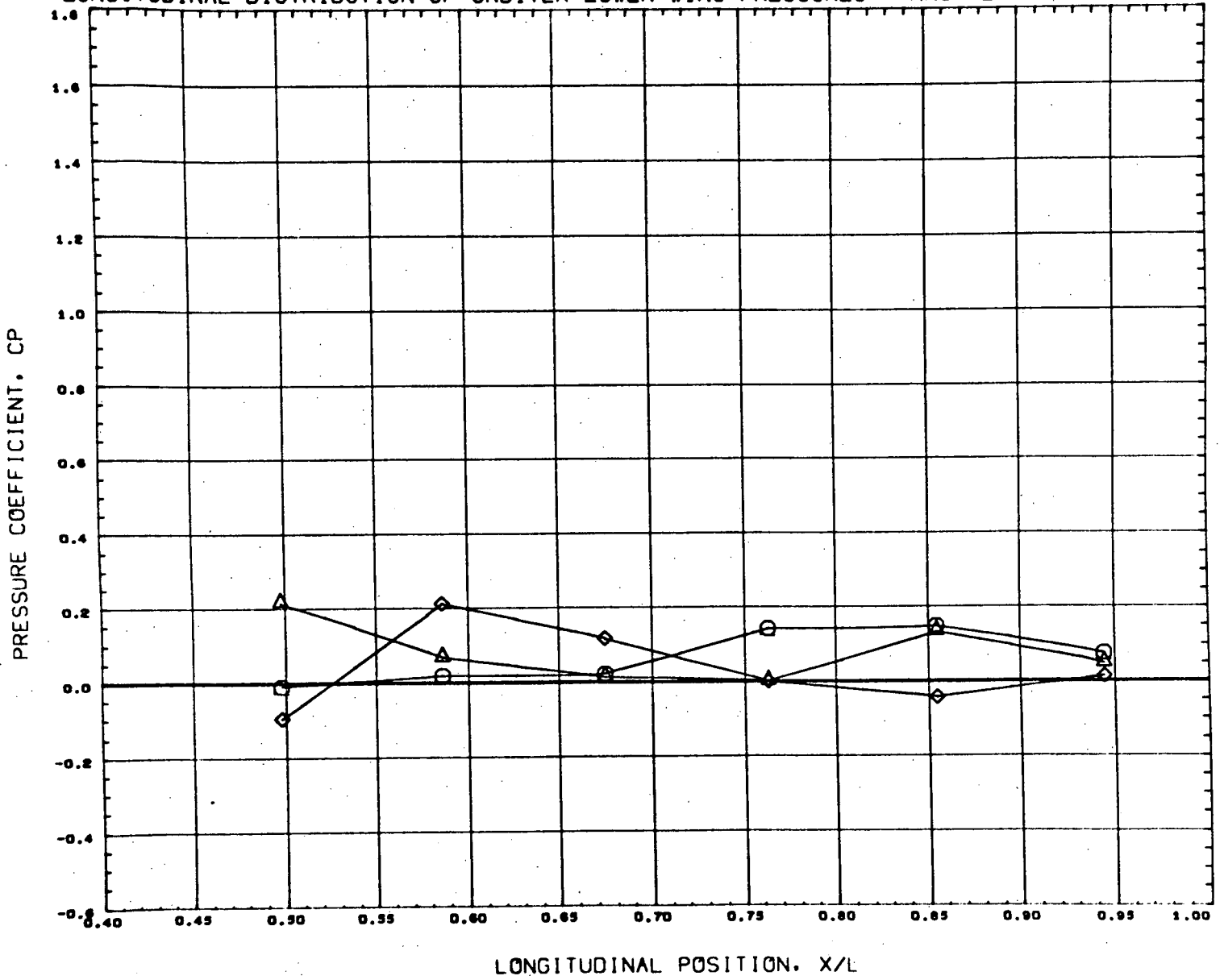
REFERENCE FILE

AEDC VA1163 MDAC ORBITER (LOWER WING)

•HT8264•

PAGE 512

# LONGITUDINAL DISTRIBUTION OF ORBITER LOWER WING PRESSURES - MACH 2



SYMBOL	DELTA X	Y/B	DELTA Z
△	0.041	0.230	0.106
○	0.103		
◇	0.164		

PARAMETRIC VALUES			
ALPHA B	10.050	MACH	2.000
ALPHA I	0.000	ORBPOW	0.000
BSTPOW	100.000		

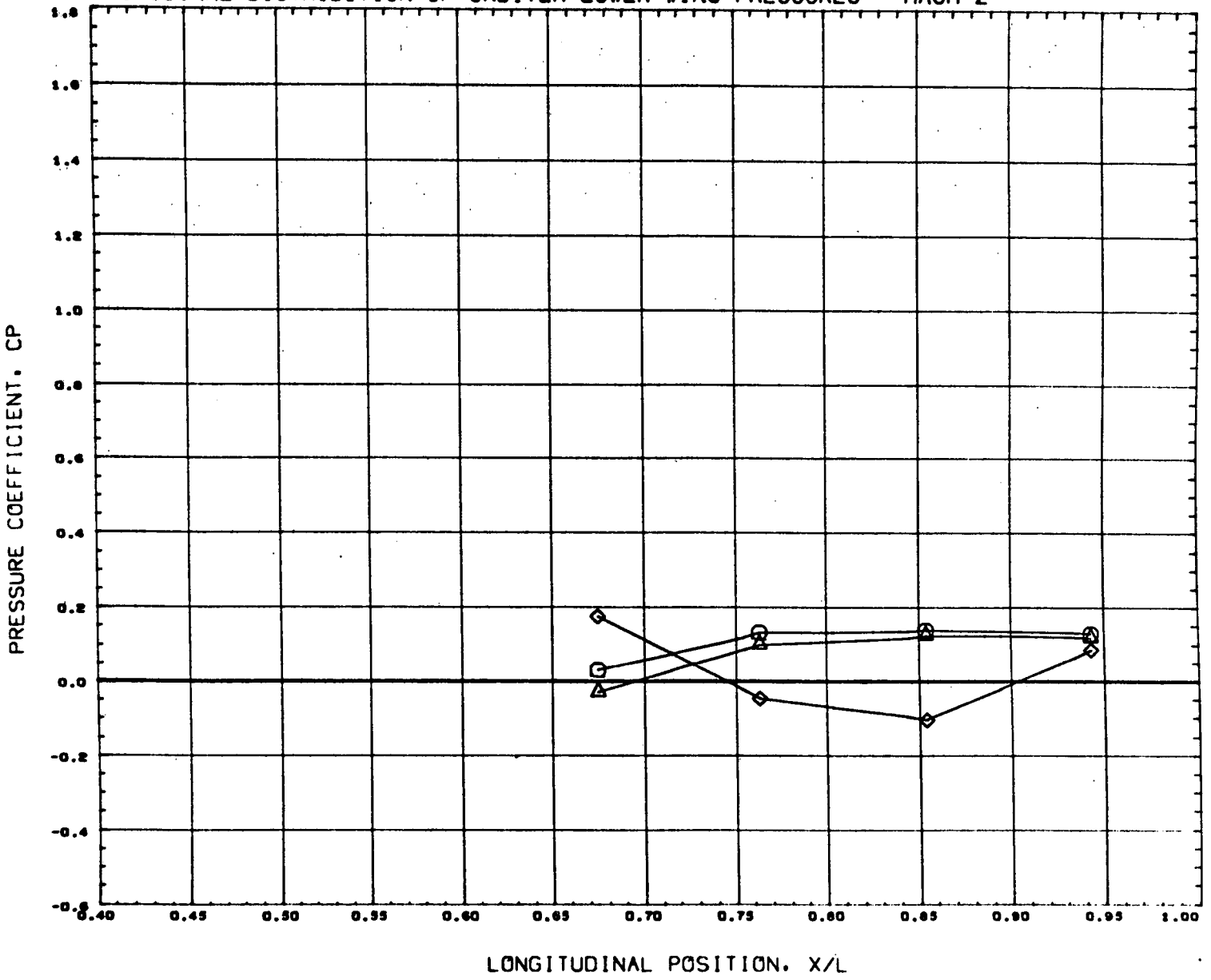
REFERENCE FILE

AEDC VA1163 MDAC ORBITER (LOWER WING)

•HT8265•

PAGE 513

# LONGITUDINAL DISTRIBUTION OF ORBITER LOWER WING PRESSURES - MACH 2



SYMBOL	DELTA X	Y/B	DELTA Z
○	0.041	0.399	0.106
△	0.103		
◇	0.164		

PARAMETRIC VALUES			
ALPHAB	10.050	MACH	2.000
ALPHAI	0.000	ORBPOW	0.000
BSTPOW	100.000		

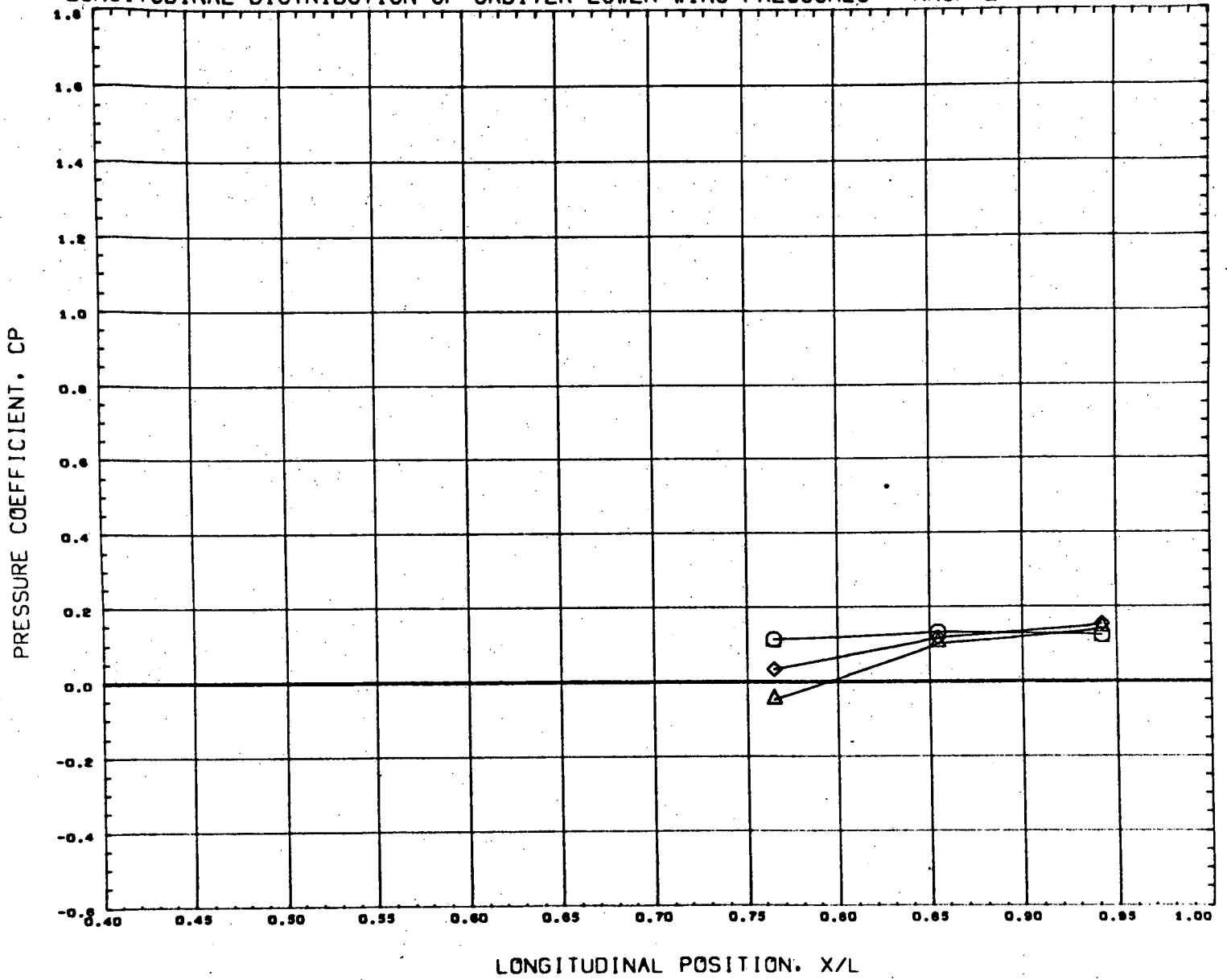
REFERENCE FILE

AEDC VA1163 MDAC ORBITER (LOWER WING)

•HT8265•

PAGE 514

# LONGITUDINAL DISTRIBUTION OF ORBITER LOWER WING PRESSURES - MACH 2



SYMBOL	DELTA X	Y/B	DELTA Z
○	0.041	0.966	0.106
◇	0.103		
△	0.164		

PARAMETRIC VALUES			
ALPHAB	10.050	MACH	2.000
ALPHA I	0.000	ORBPOW	0.000
BSTPOW	100.000		

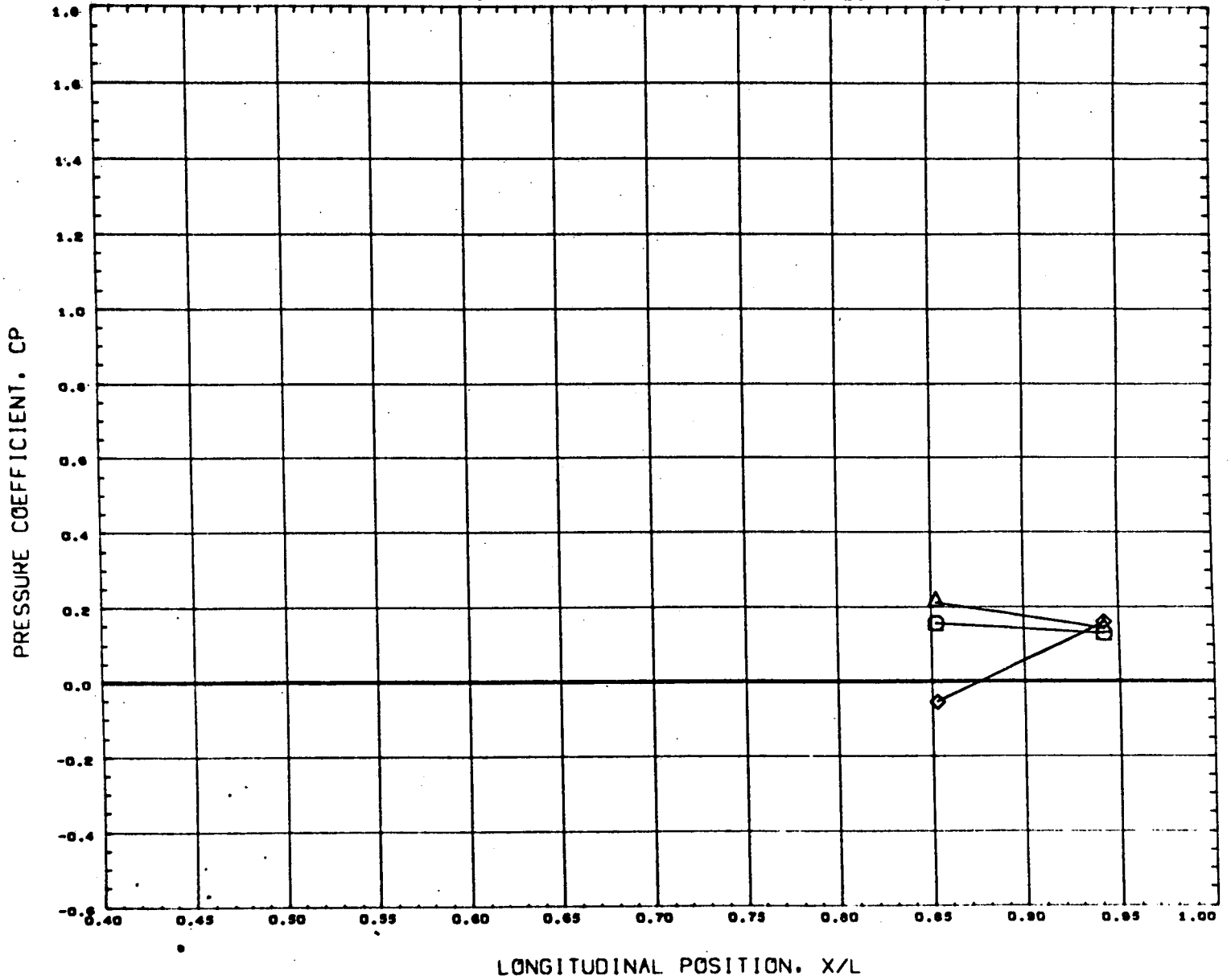
REFERENCE FILE

AEDC VA1163 MDAC ORBITER (LOWER WING)

•HT8265•

PAGE 515

# LONGITUDINAL DISTRIBUTION OF ORBITER LOWER WING PRESSURES - MACH 2



SYMBOL	DELTA X	Y/B	DELTA Z
○	0.041	0.730	0.106
△	0.103		
◇	0.164		

PARAMETRIC VALUES			
ALPHAB	10.090	MACH	2.000
ALPHAI	0.000	ORSPOW	0.000
BSTPOW	100.000		

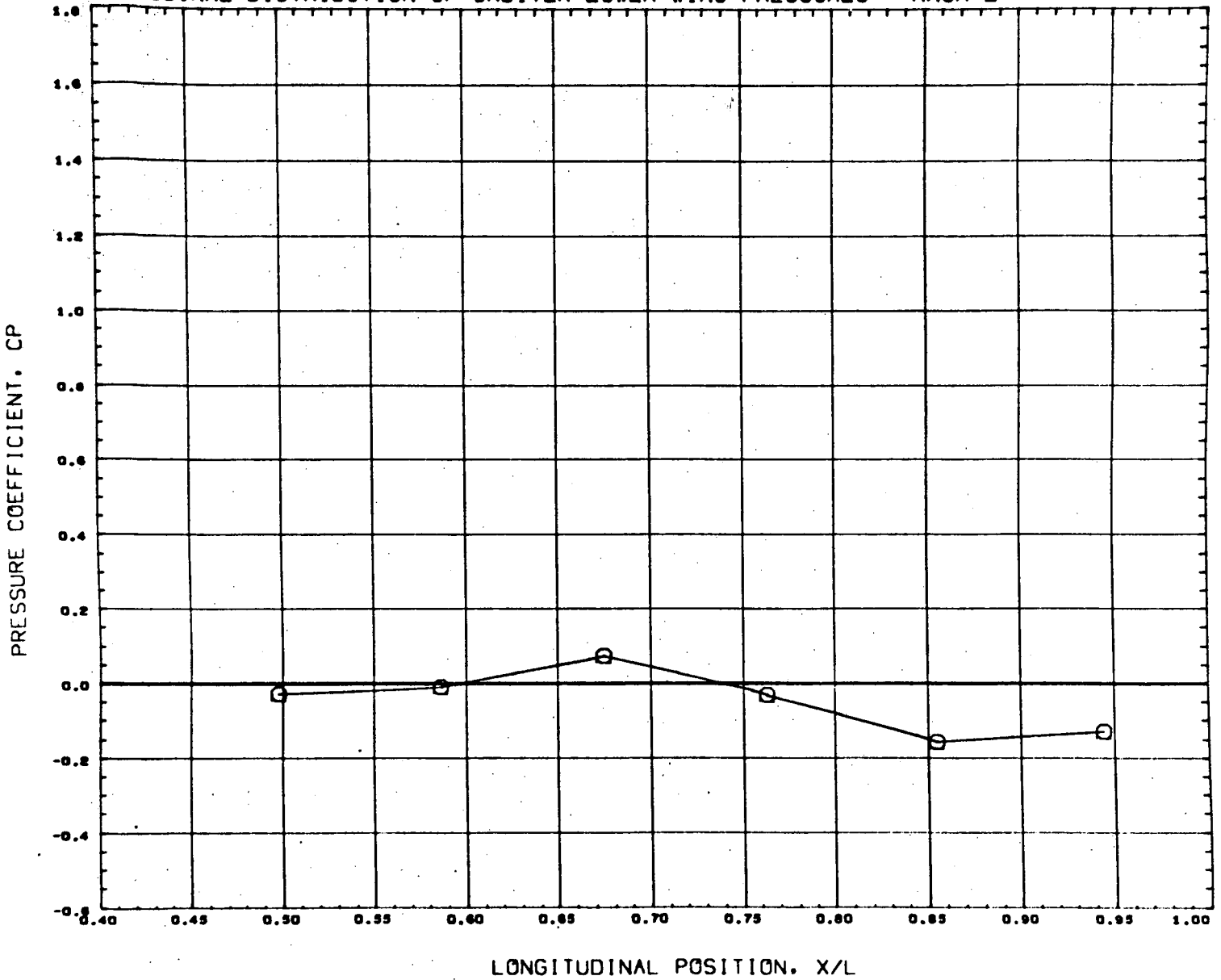
REFERENCE FILE

AEDC VA1163 MDAC ORBITER (LOWER WING)

•HT8265•

PAGE 516

# LONGITUDINAL DISTRIBUTION OF ORBITER LOWER WING PRESSURES - MACH 2



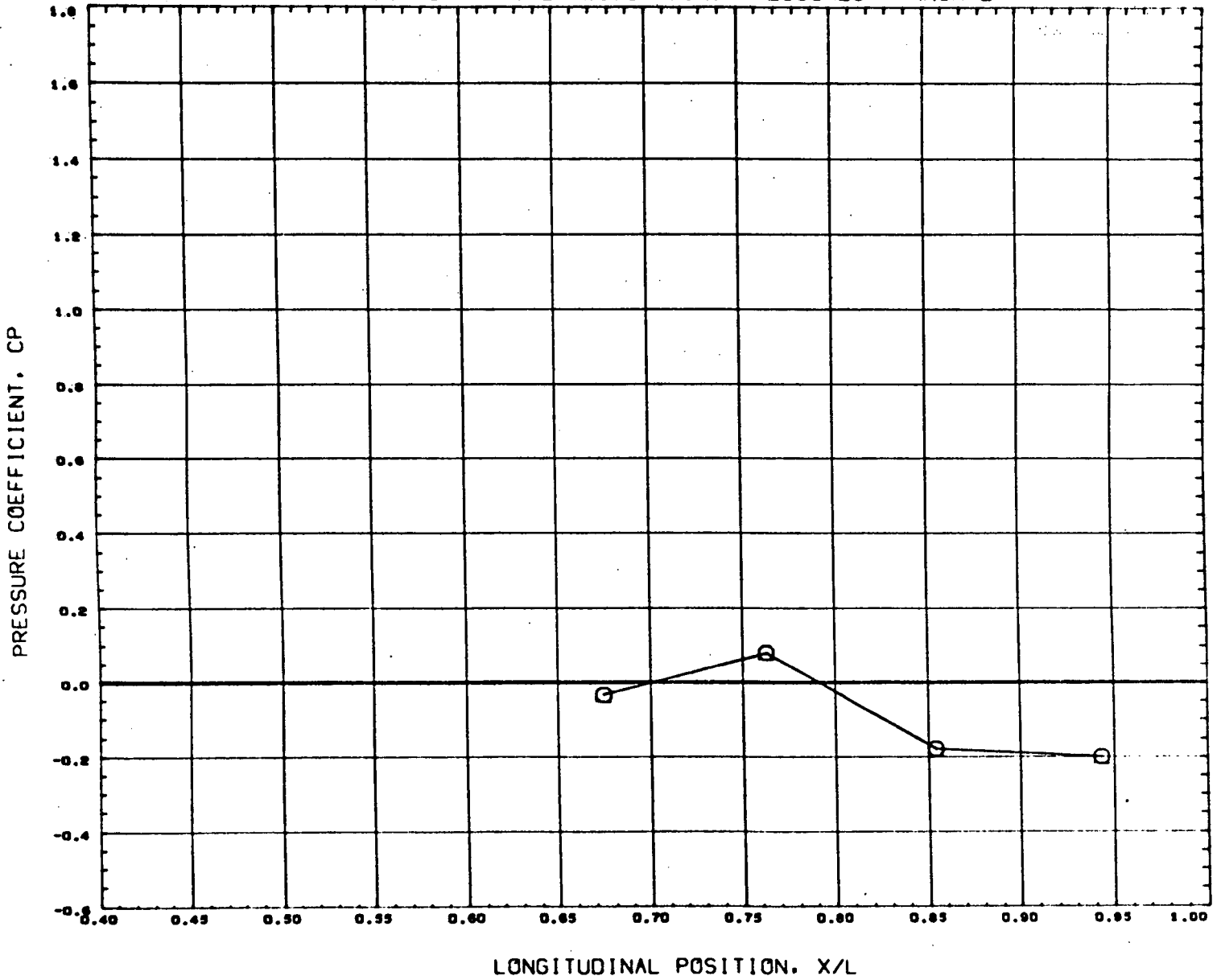
SYMBOL    DELTAX    Y/B    DELTAZ  
 ○    -    0.179    0.230    0.106

PARAMETRIC VALUES  
 ALPHAB    -    9.930    MACH    2.000  
 ALPHAI    0.000    ORBPOW    100.000  
 BSTPOW    100.000

REFERENCE FILE



# LONGITUDINAL DISTRIBUTION OF ORBITER LOWER WING PRESSURES - MACH 2



SYMBOL	DELTA X	Y/B	DELTA Z
○	0.179	0.399	0.106

PARAMETRIC VALUES			
ALPHAB	- 9.930	MACH	2.000
ALPHA1	0.000	ORSPOW	100.000
BSTPOW	100.000		

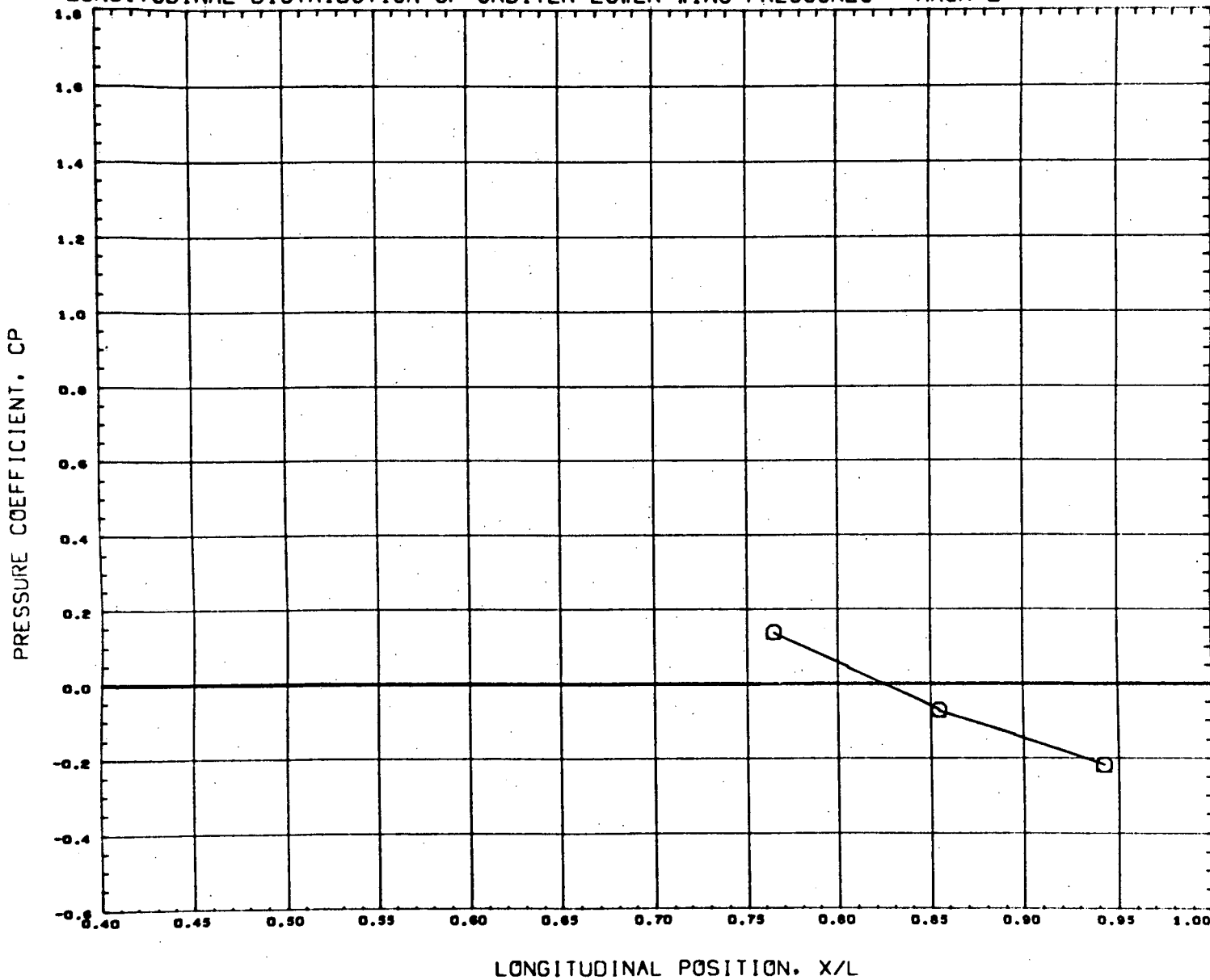
REFERENCE FILE

AEDC VA1163 MDAC ORBITER (LOWER WING)

•HT8271•

PAGE 518

# LONGITUDINAL DISTRIBUTION OF ORBITER LOWER WING PRESSURES - MACH 2

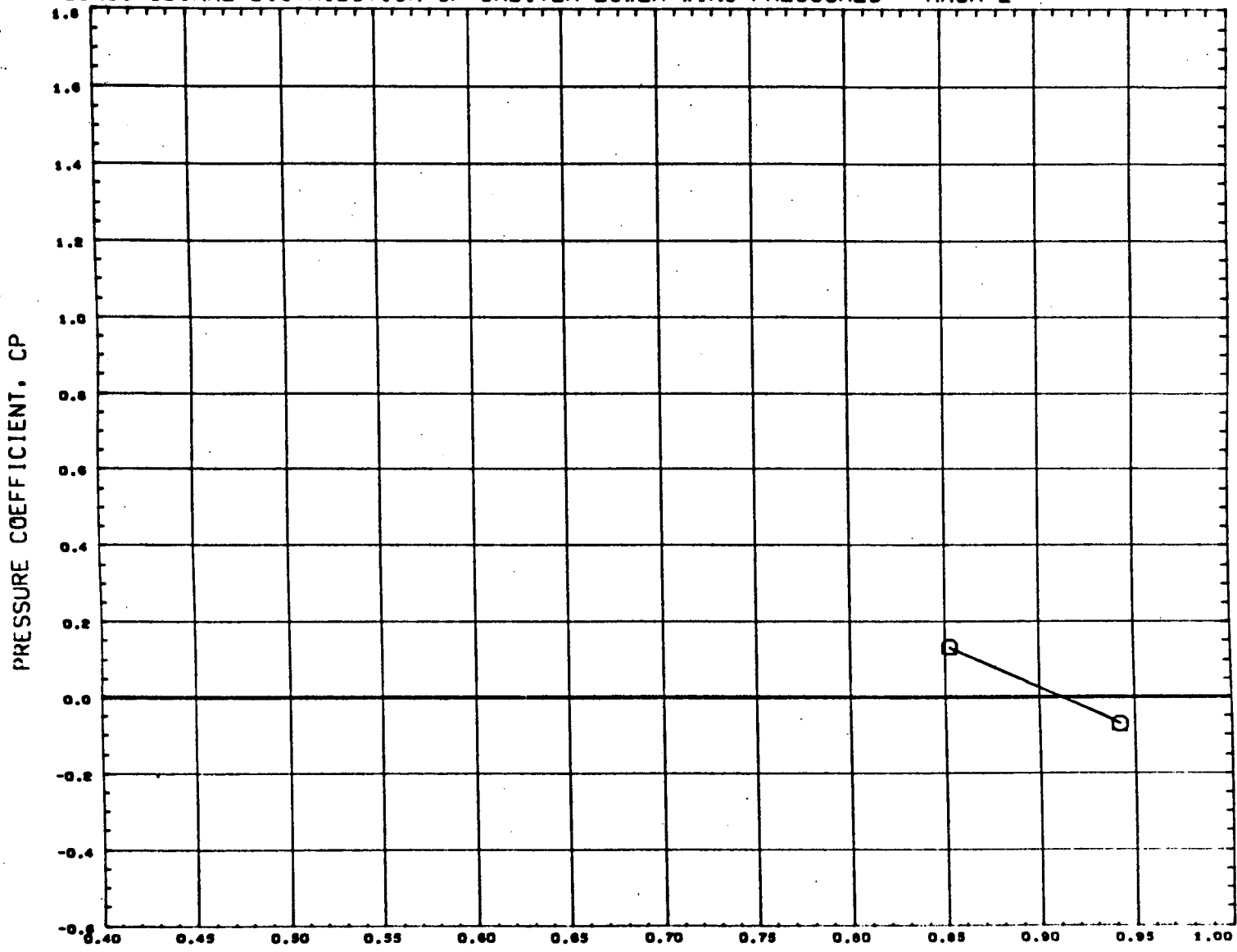


SYMBOL	DELTA X	Y/B	DELTA Z
○	0.170	0.360	0.100

PARAMETRIC VALUES			
ALPHA B	- 9.930	MACH	2.000
ALPHA I	0.000	ORBPOW	100.000
BSTPOW	100.000		

REFERENCE FILE

LONGITUDINAL DISTRIBUTION OF ORBITER LOWER WING PRESSURES - MACH 2



LONGITUDINAL POSITION, X/L

SYMBOL DELTAX Y/B DELTAZ  
 ○ - 0.179 0.730 0.106

PARAMETRIC VALUES  
 ALPHAB - 9.930 MACH 2.000  
 ALPHA1 0.000 ORBPOW 100.000  
 SSTPOW 100.000

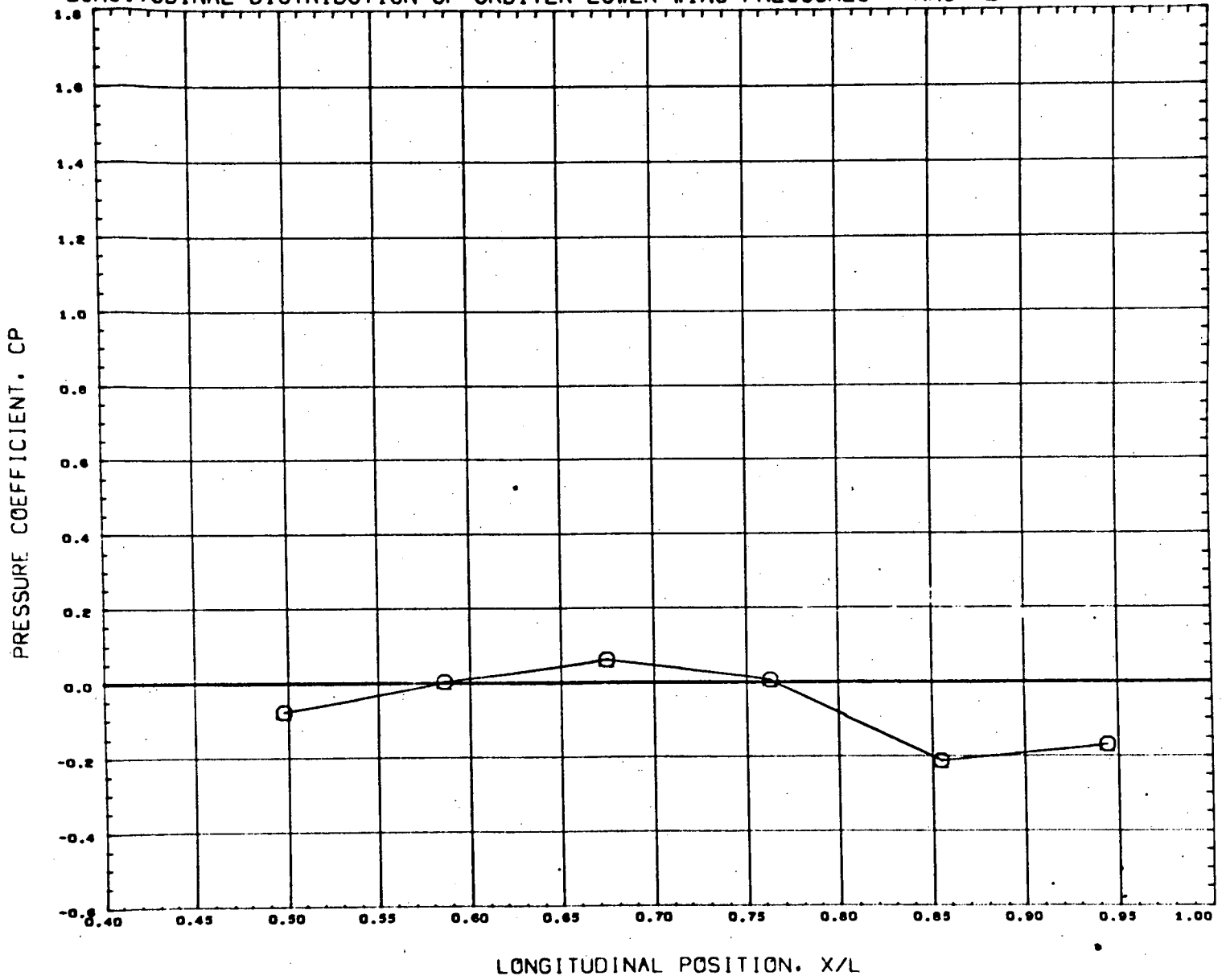
REFERENCE FILE

AEDC VA1163 MDAC ORBITER (LOWER WING)

•HT8271•

PAGE 520

# LONGITUDINAL DISTRIBUTION OF ORBITER LOWER WING PRESSURES - MACH 2



SYMBOL DELTAX Y/B DELTAZ  
 ○ - 0.179 0.230 0.106

PARAMETRIC VALUES  
 ALPHAB - 4.900 MACH 2.000  
 ALPHAI 0.000 ORBPOW 100.000  
 BSTPOW 100.000

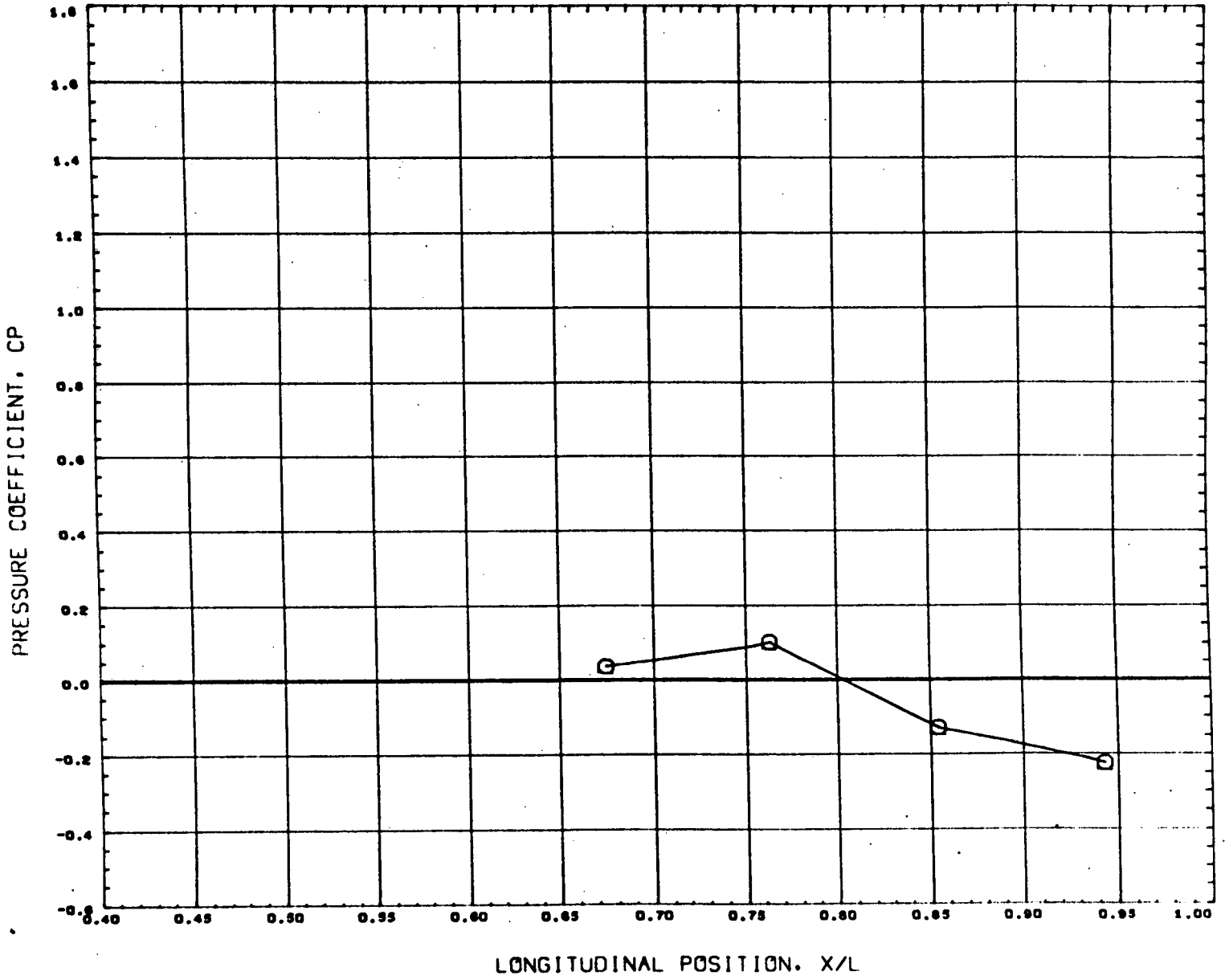
REFERENCE FILE

AEOC VA1163 MDAC ORBITER (LOWER WING)

•HT8272•

PAGE 521

# LONGITUDINAL DISTRIBUTION OF ORBITER LOWER WING PRESSURES - MACH 2



SYMBOL	DELTA X	Y/B	DELTA Z
○	0.179	0.399	0.106

PARAMETRIC VALUES			
ALPHAB	- 4.900	MACH	2.000
ALPHA1	0.000	ORBP0W	100.000
BSTP0W	100.000		

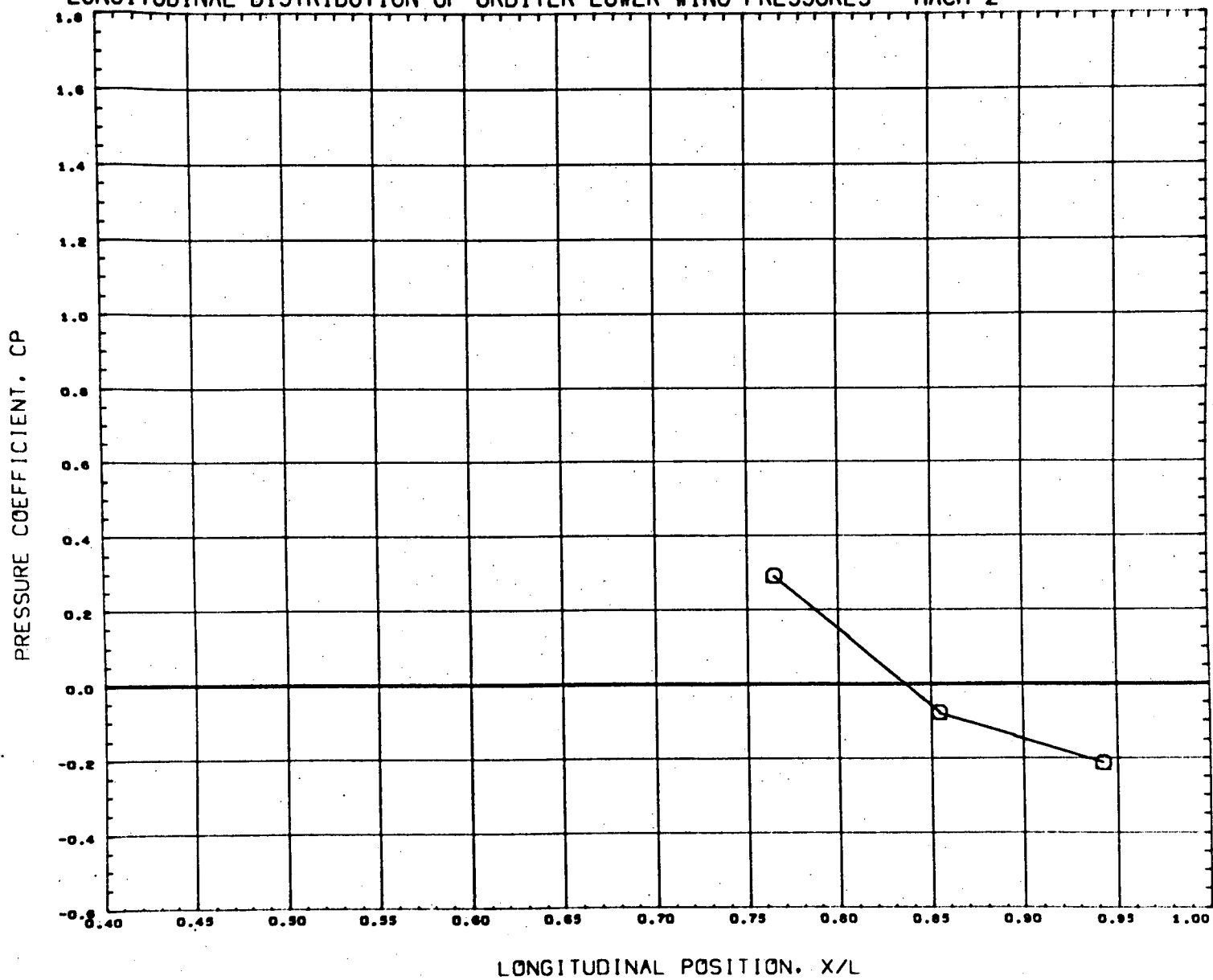
REFERENCE FILE

AEDC VA1163 MDAC ORBITER (LOWER WING)

•HT8272•

PAGE 522

# LONGITUDINAL DISTRIBUTION OF ORBITER LOWER WING PRESSURES - MACH 2



SYMBOL	DELTA X	Y/B	DELTA Z
○	0.179	0.566	0.106

PARAMETRIC VALUES			
ALPHAB	4.900	MACH	2.000
ALPHA I	0.000	ORSPOW	100.000
BSTPOW	100.000		

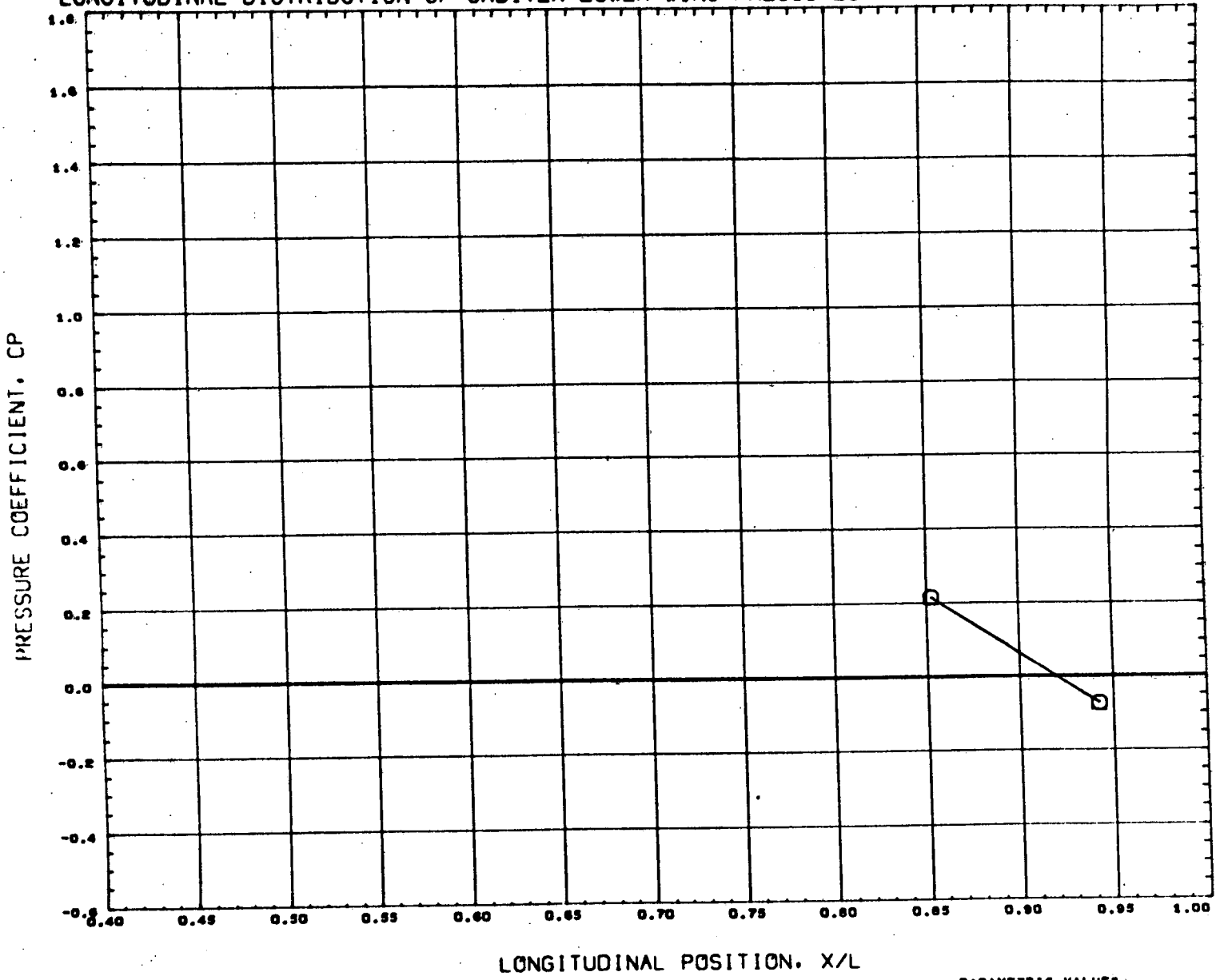
REFERENCE FILE

AEDC VA1163 MDAC ORBITER (LOWER WING)

•HT8272•

PAGE 523

# LONGITUDINAL DISTRIBUTION OF ORBITER LOWER WING PRESSURES - MACH 2



SYMBOL    DELTAX    Y/B    DELTAZ  
 ○    -    0.179    0.738    0.106

PARAMETRIC VALUES  
 ALPHAB    -    4.900    MACH    2.000  
 ALPHAI    0.000    ORBPOW    100.000  
 SSTPOW    100.000

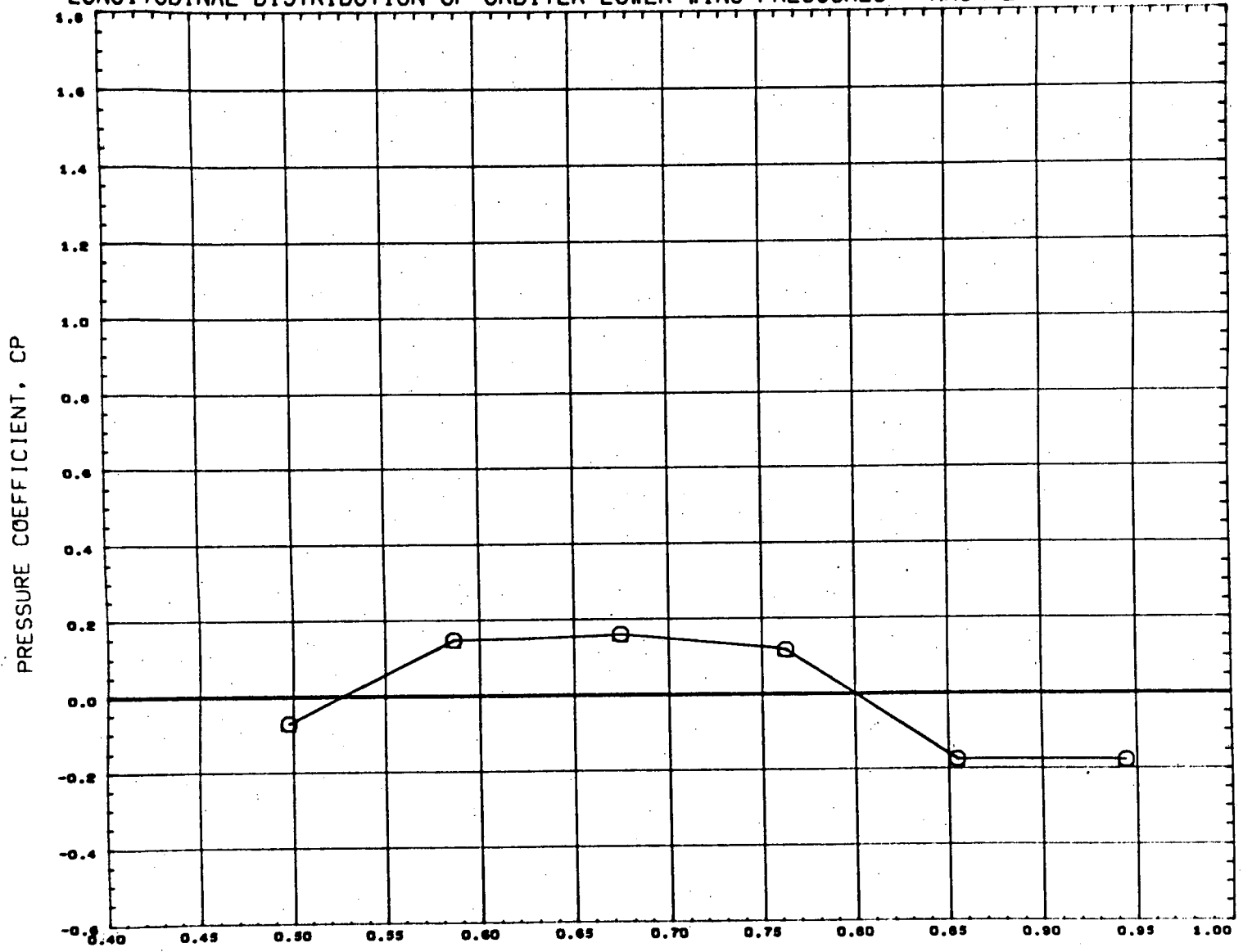
REFERENCE FILE

AEDC VA1163 MDAC ORBITER (LOWER WING)

•HT8272•

PAGE 524

# LONGITUDINAL DISTRIBUTION OF ORBITER LOWER WING PRESSURES - MACH 2



SYMBOL	DELTA X	Y/B	DELTA Z
○	0.179	0.230	0.106

PARAMETRIC VALUES			
ALPHAB	0.050	MACH	2.000
ALPHA I	0.000	ORBPOW	100.000
BSTPOW	100.000		

REFERENCE FILE

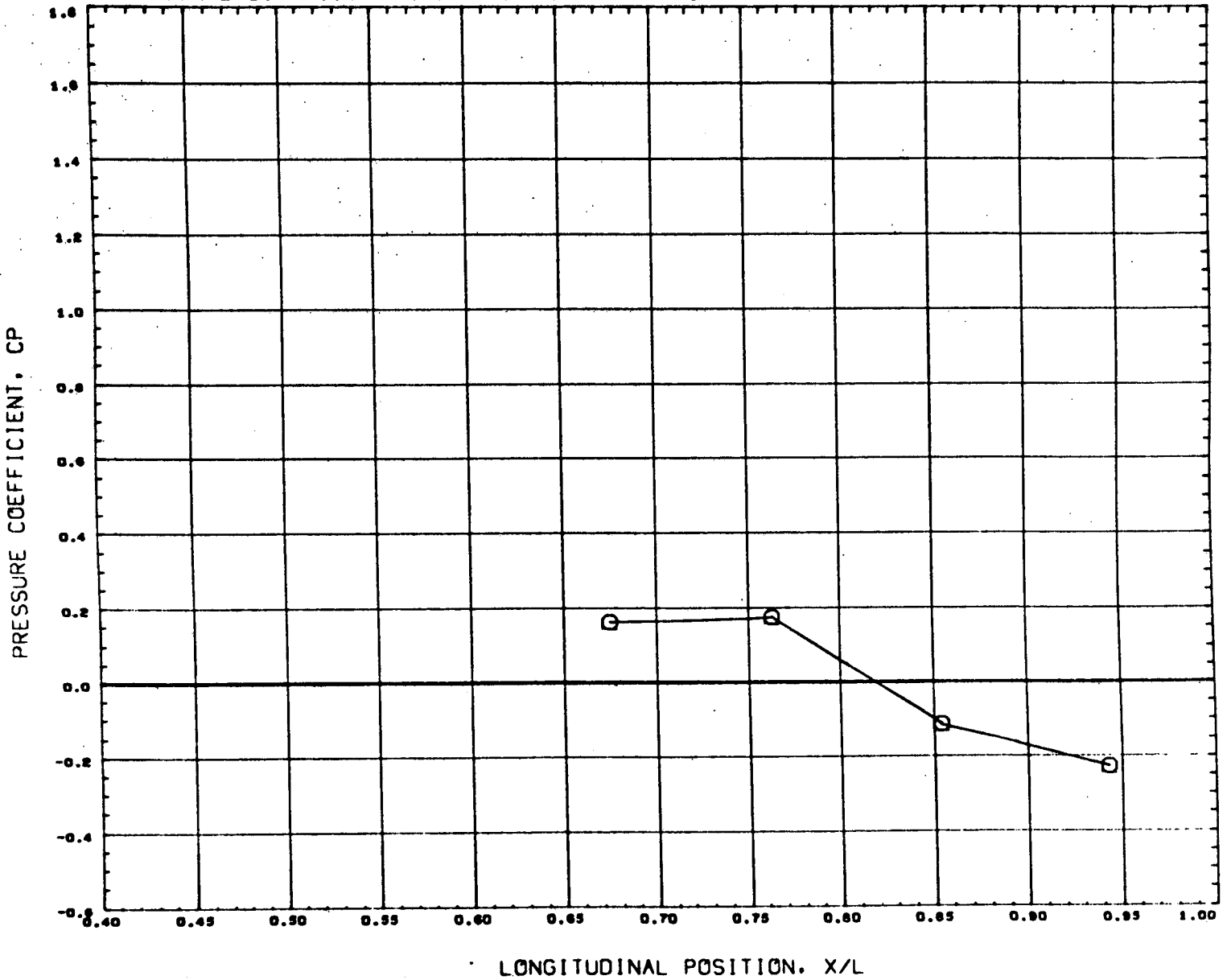
AEOC VA1163 MDAC ORBITER (LOWER WING)

•HT8273•

PAGE 525



# LONGITUDINAL DISTRIBUTION OF ORBITER LOWER WING PRESSURES - MACH 2



SYMBOL    DELTAX    Y/B    DELTAZ  
 ○       - 0.179    0.399    0.106

PARAMETRIC VALUES  
 ALPHAB    0.050    MACH    2.000  
 ALPHAT    0.000    ORBPOW    100.000  
 SSTPOW    100.000

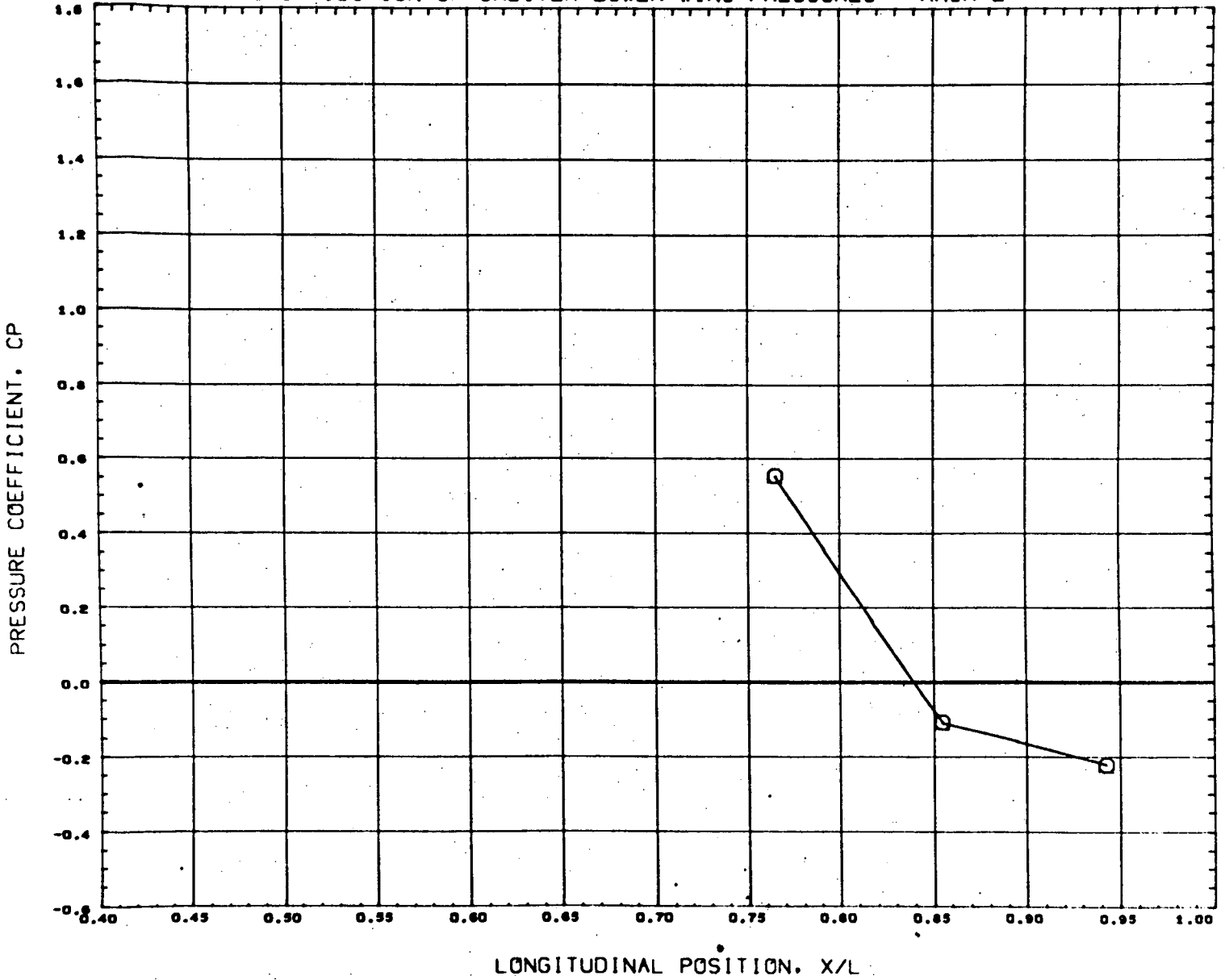
REFERENCE FILE

AEDC VA1163 MDAC ORBITER (LOWER WING)

•HT8273•

PAGE 526

# LONGITUDINAL DISTRIBUTION OF ORBITER LOWER WING PRESSURES - MACH 2



SYMBOL    DELTAX    Y/B    DELTAZ  
 ○       - 0.179    0.968    0.108

PARAMETRIC VALUES  
 ALPHAB    0.050    MACH    2.000  
 ALPHA1    0.000    ORBPOW    100.000  
 BSTPOW    100.000

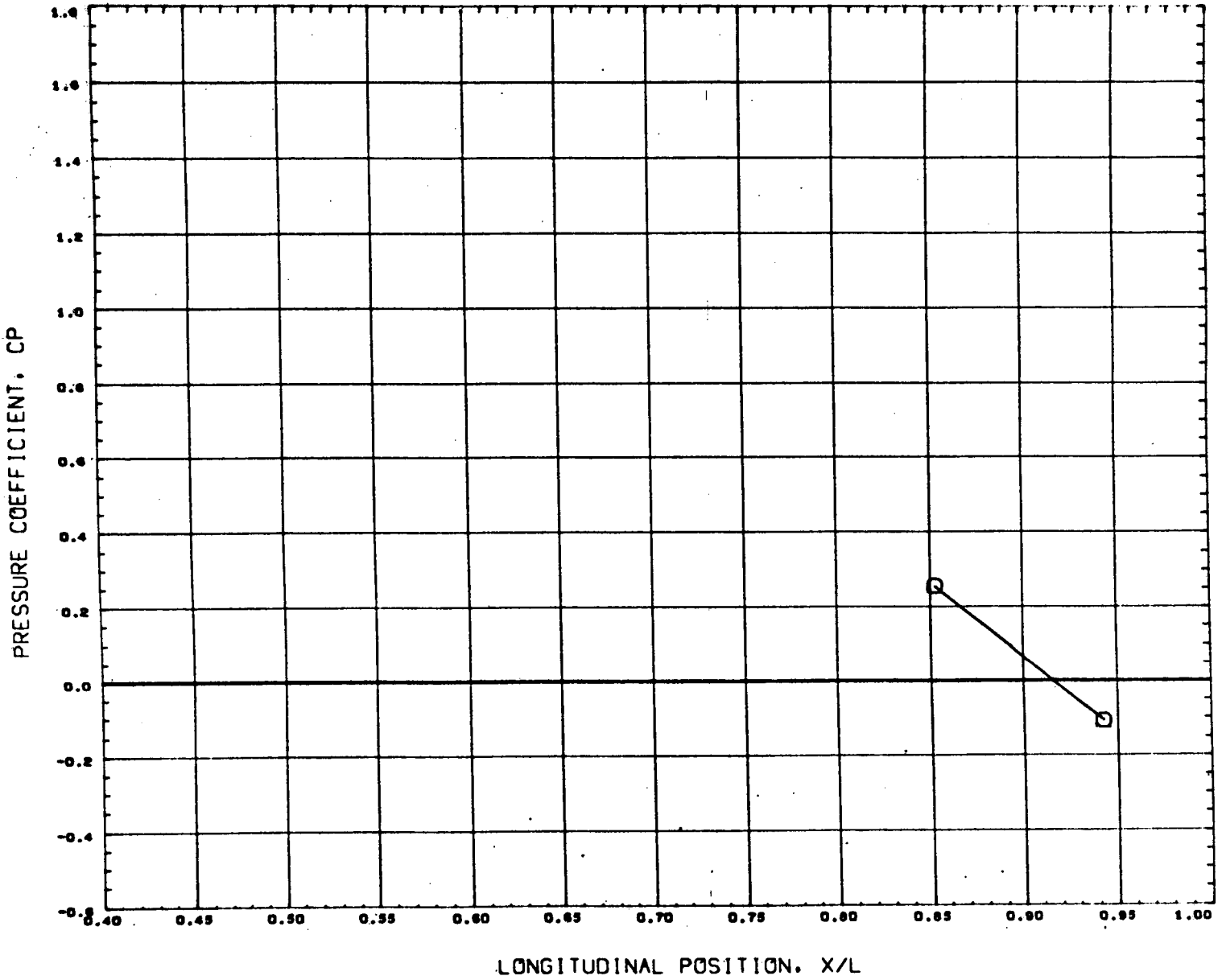
REFERENCE FILE

AEDC VA1163 MDAC ORBITER (LOWER WING)

•HT8273•

PAGE 527

# LONGITUDINAL DISTRIBUTION OF ORBITER LOWER WING PRESSURES - MACH 2



SYMBOL    DELTAX    Y/B    DELTAZ  
 ○        - 0.179    0.736    0.106

PARAMETRIC VALUES  
 ALPHAB    0.050    MACH    2.000  
 ALPHA1    0.000    ORSPOW    100.000  
 SSTPOW    100.000

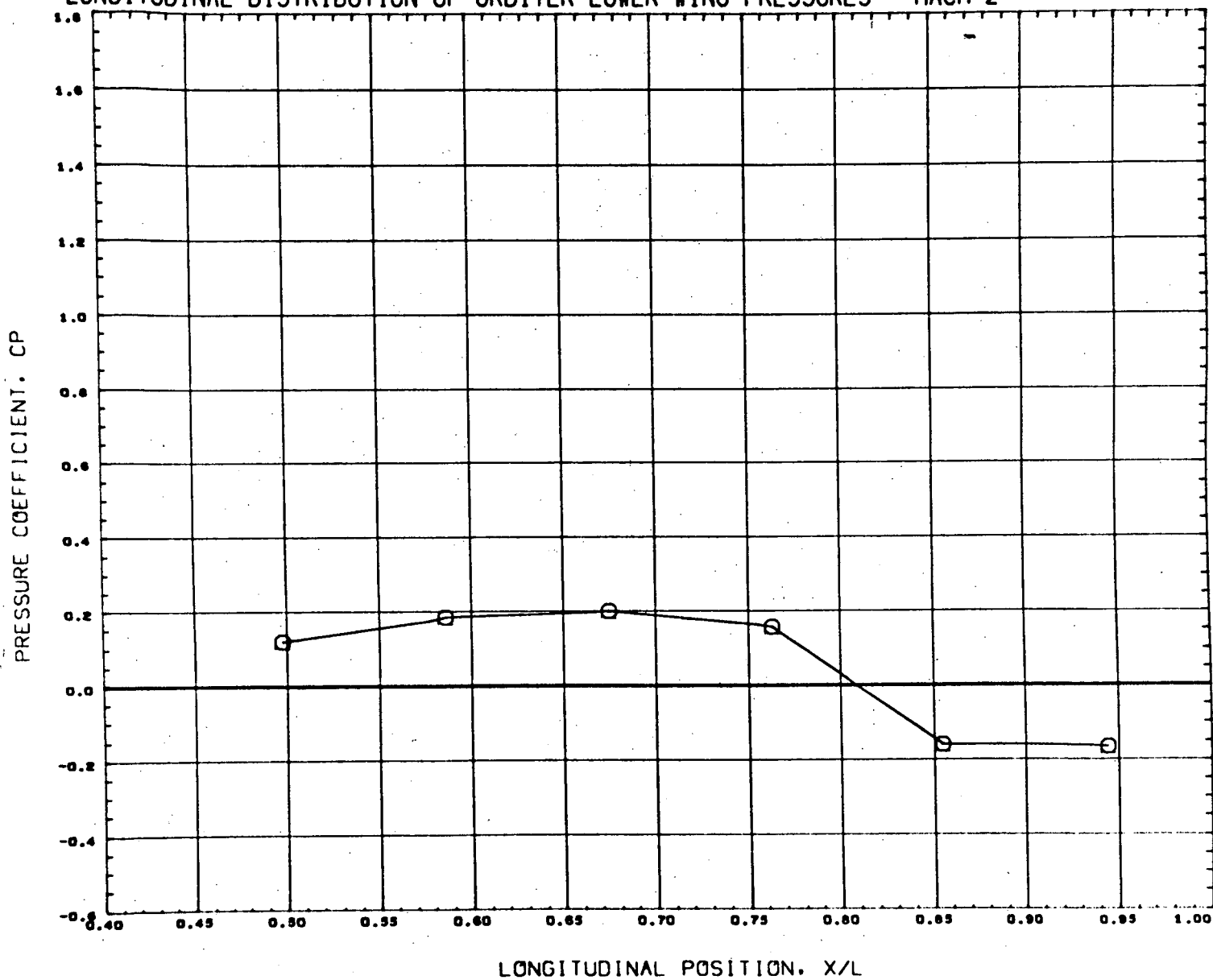
REFERENCE FILE

AEDC VA1163 MDAC ORBITER (LOWER WING)

•HT8273•

PAGE 528

# LONGITUDINAL DISTRIBUTION OF ORBITER LOWER WING PRESSURES - MACH 2



SYMBOL	DELTA X	Y/B	DELTA Z
○	0.179	0.230	0.106

PARAMETRIC VALUES			
ALPHAB	5.000	MACH	2.000
ALPHA I	0.000	ORBPOW	100.000
BSTPOW	100.000		

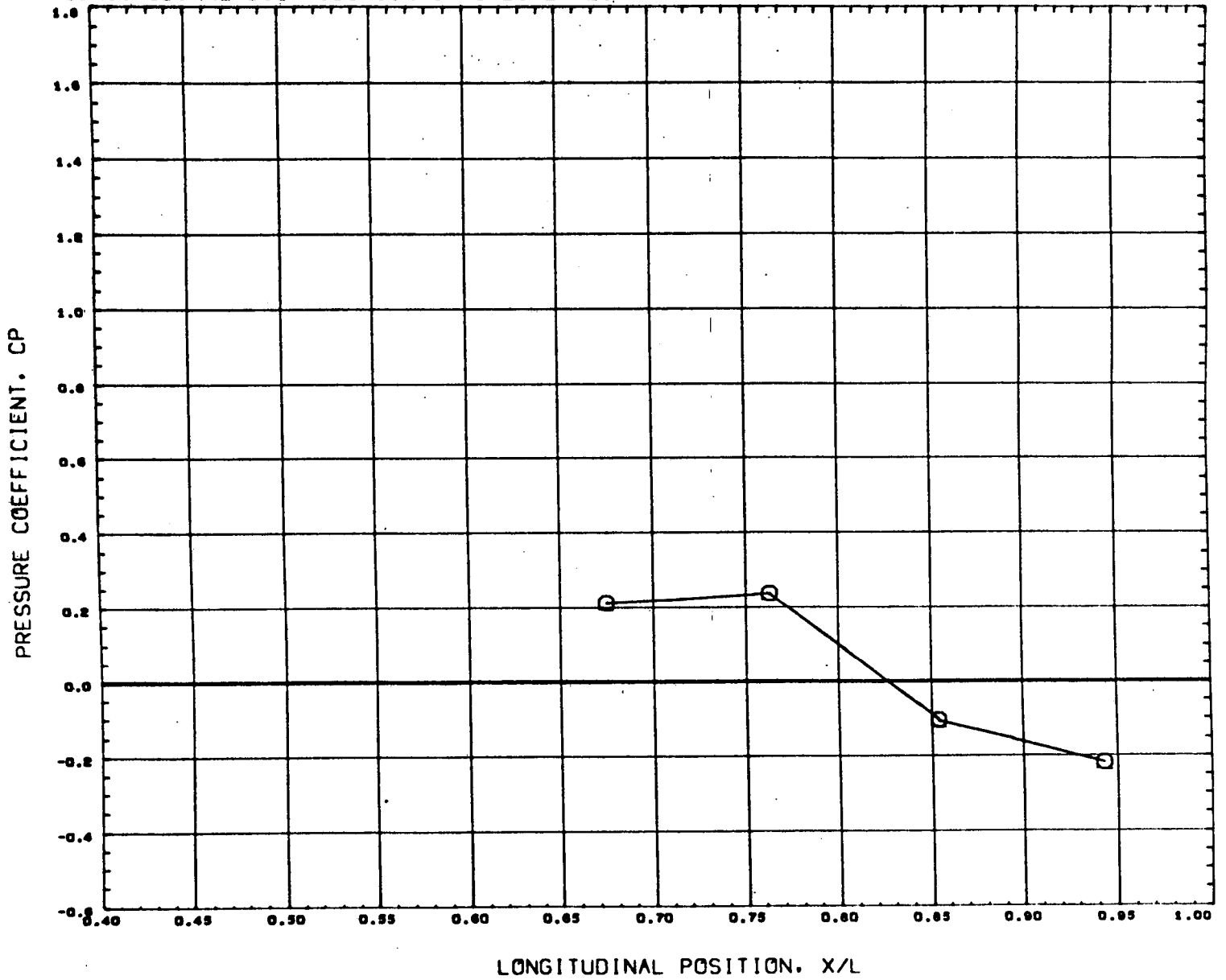
REFERENCE FILE

AEDC VA1163 MDAC ORBITER (LOWER WING)

•HT8274•

PAGE 529

# LONGITUDINAL DISTRIBUTION OF ORBITER LOWER WING PRESSURES - MACH 2



SYMBOL DELTAX Y/B DELTAZ  
 ○ - 0.179 0.399 0.106

PARAMETRIC VALUES  
 ALPHAB 5.080 MACH 2.000  
 ALPHA1 0.000 ORBPOW 100.000  
 SSTPOW 100.000

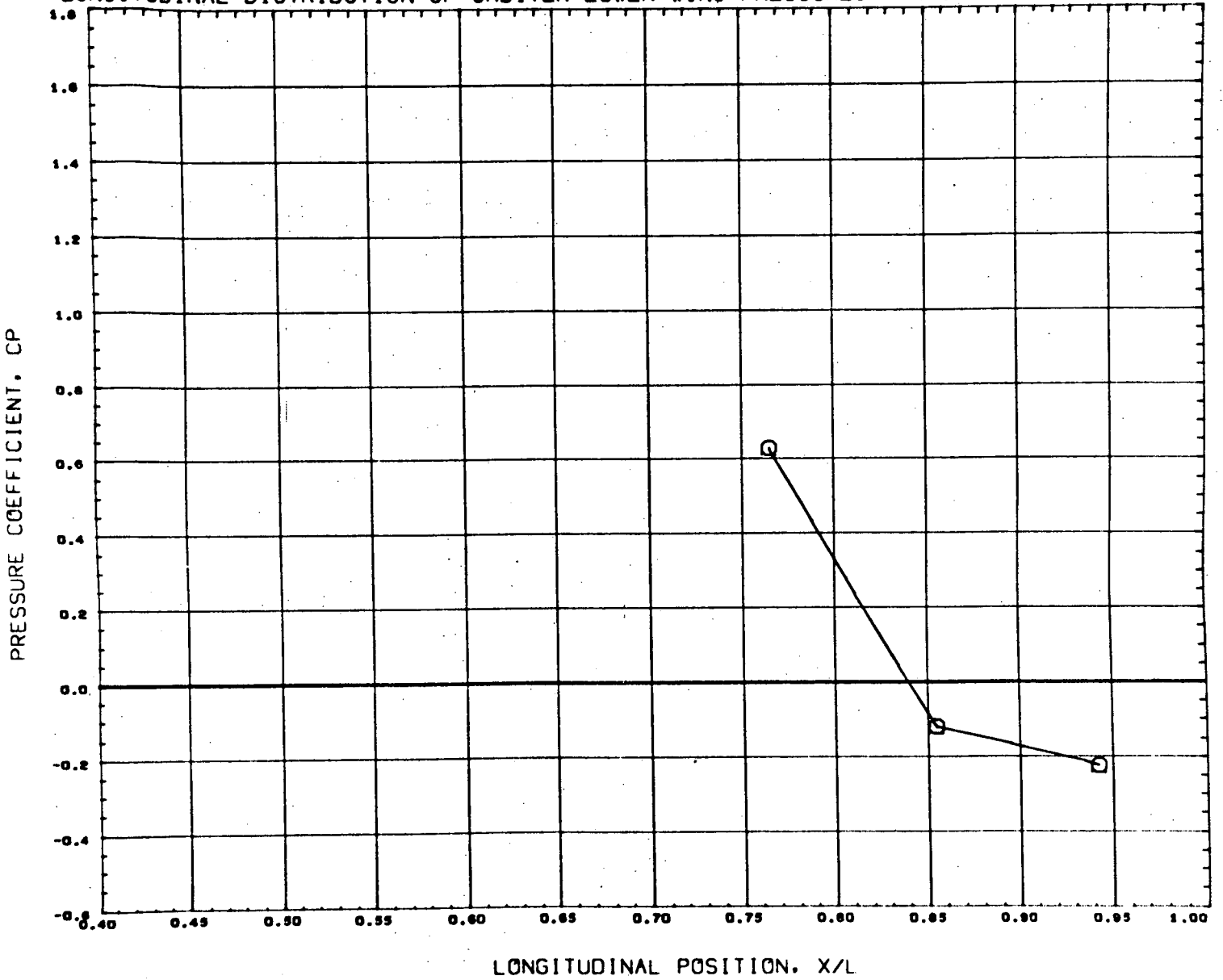
REFERENCE FILE

AEDC VA1163 MDAC ORBITER (LOWER WING)

•HT8274•

PAGE 530

LONGITUDINAL DISTRIBUTION OF ORBITER LOWER WING PRESSURES - MACH 2



SYMBOL	DELTA X	Y/B	DELTA Z
○	0.179	0.568	0.108

PARAMETRIC VALUES			
ALPHAB	5.080	MACH	2.000
ALPHA1	0.000	ORBPOW	100.000
BSTPOW	100.000		

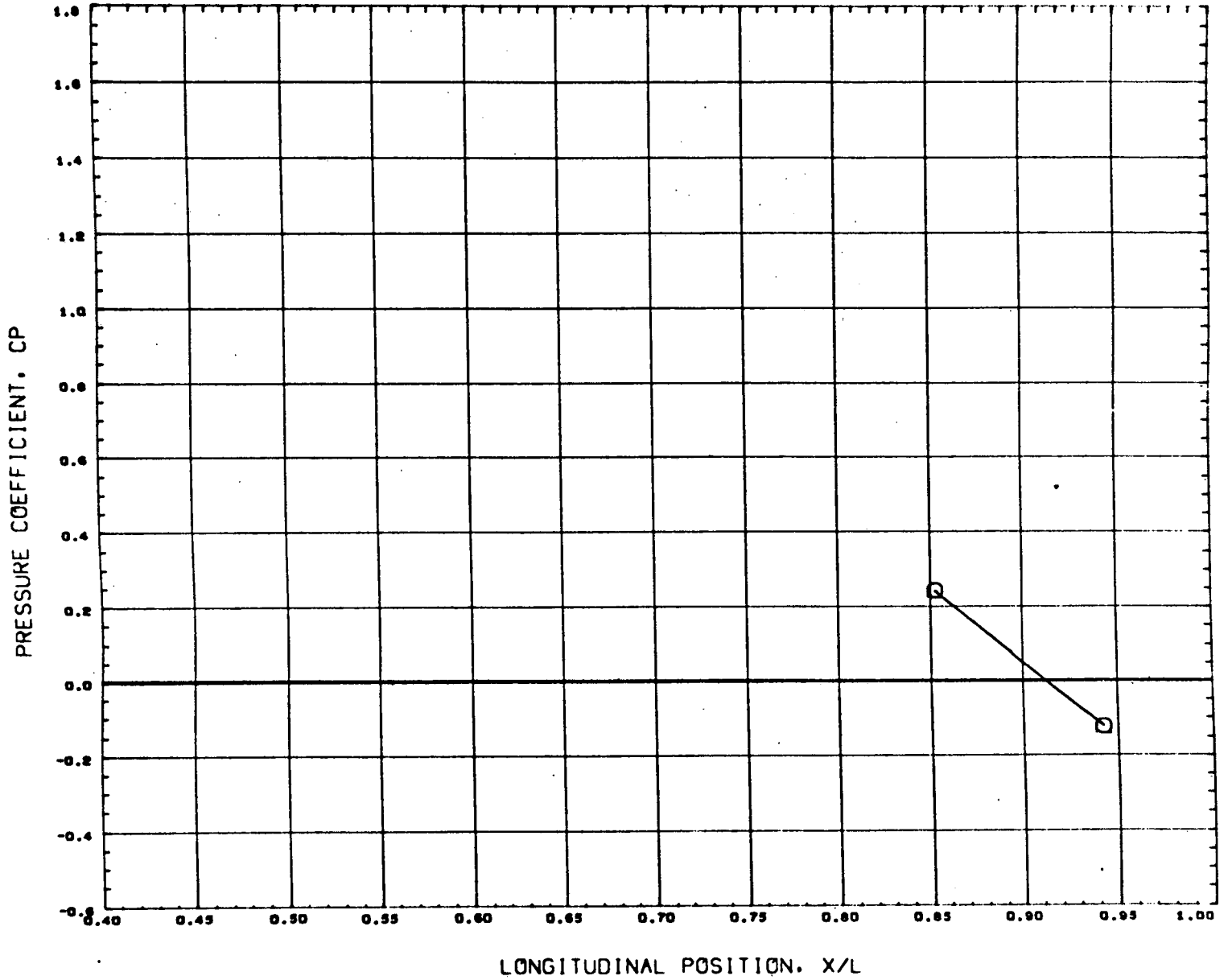
REFERENCE FILE

AEDC VA1163 MDAC ORBITER (LOWER WING)

•HT8274•

PAGE 531

LONGITUDINAL DISTRIBUTION OF ORBITER LOWER WING PRESSURES - MACH 2



SYMBOL	DELTA X	Y/B	DELTA Z
○	0.179	0.738	0.106

PARAMETRIC VALUES			
ALPHAD	5.000	MACH	2.000
ALPHA I	0.000	ORBPOW	100.000
BSTPOW	100.000		

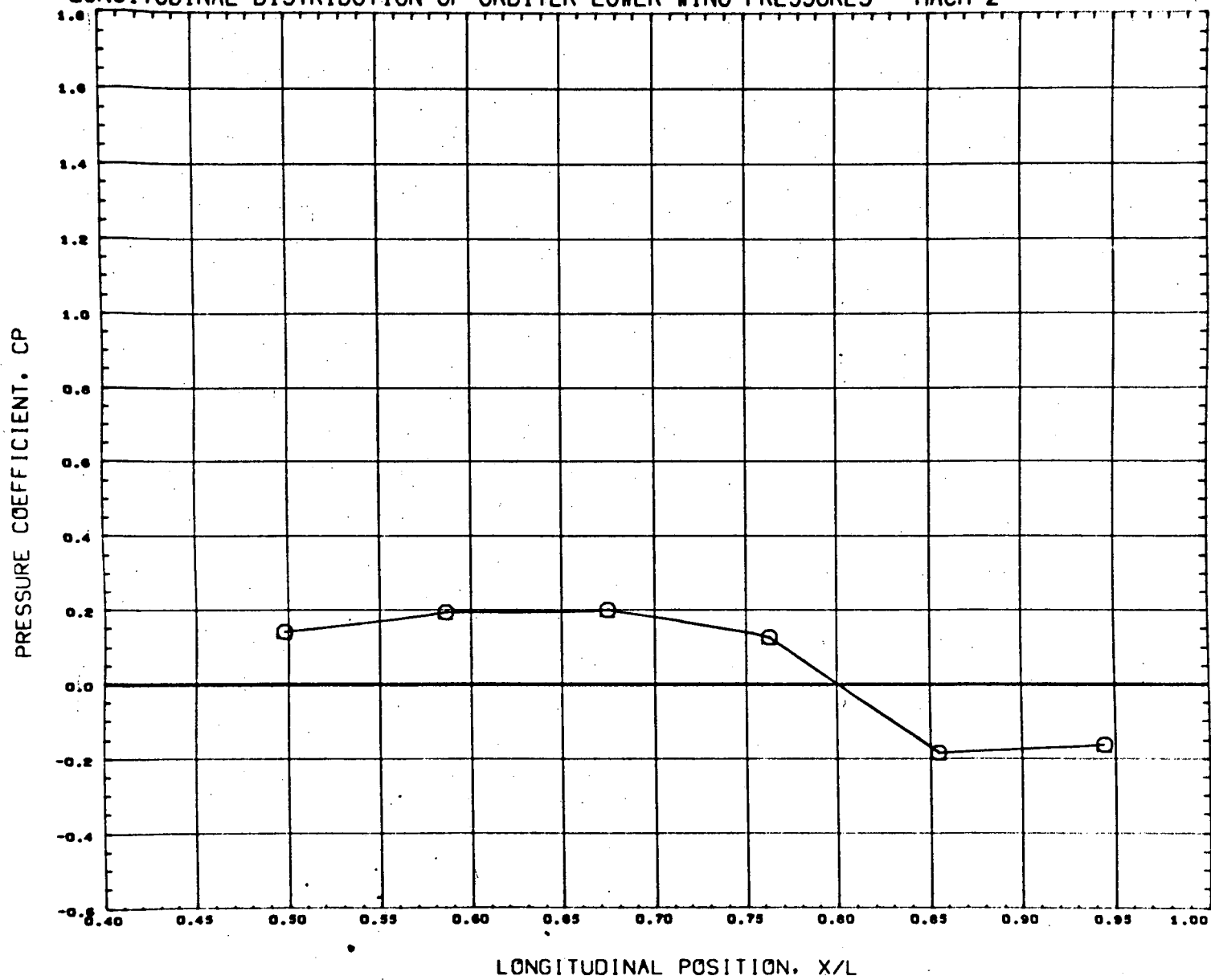
REFERENCE FILE

AEDC VA1163 MDAC ORBITER (LOWER WING)

•HT8274•

PAGE 532

# LONGITUDINAL DISTRIBUTION OF ORBITER LOWER WING PRESSURES - MACH 2



SYMBOL	DELTA X	Y/B	DELTA Z
○	0.179	0.230	0.106

PARAMETRIC VALUES			
ALPHAB	10.050	MACH	2.000
ALPHA I	0.000	ORSPOW	100.000
BSTPOW	100.000		

REFERENCE FILE

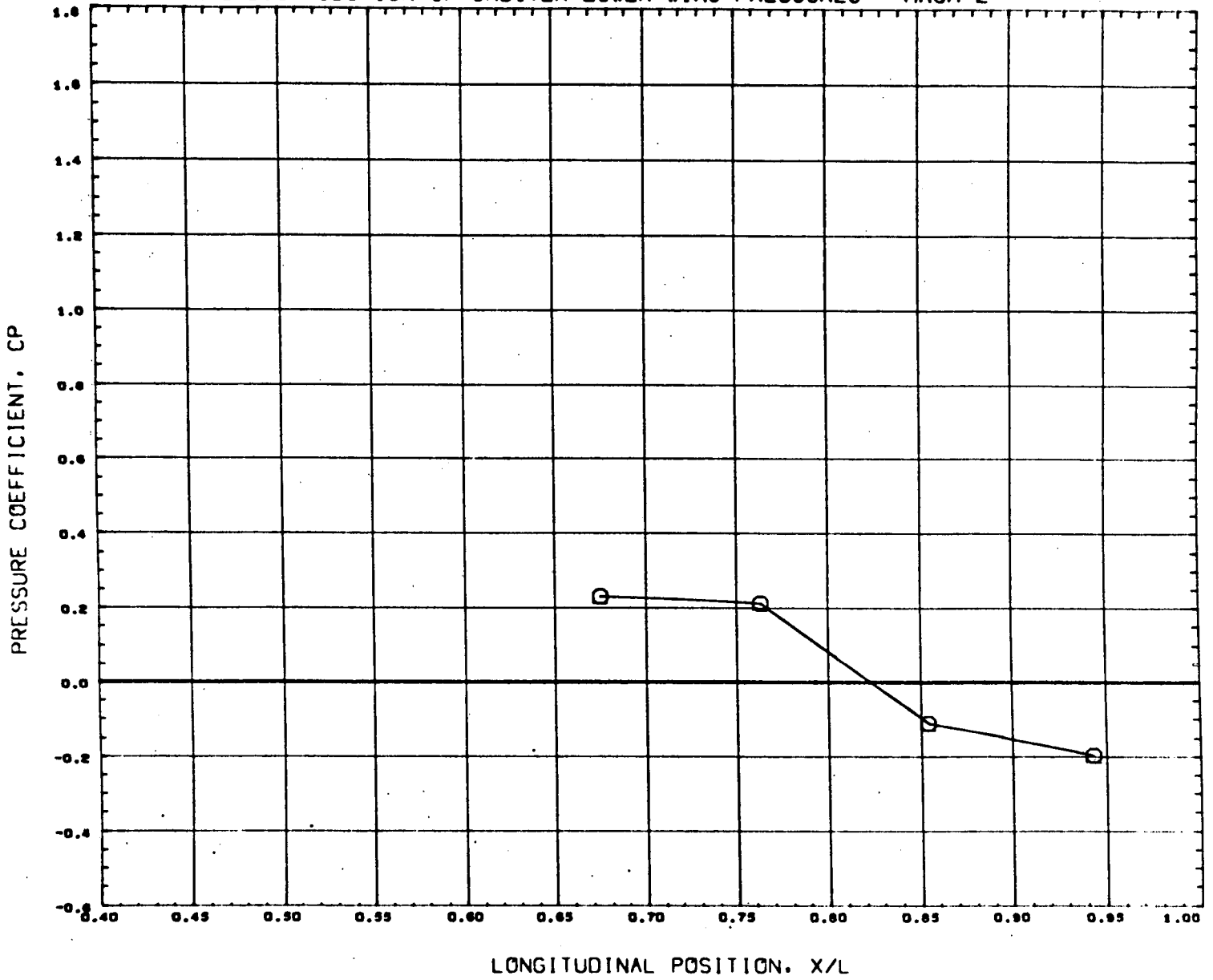
AECC VA1163 MDAC ORBITER (LOWER WING)

•HT8275•

PAGE 533



LONGITUDINAL DISTRIBUTION OF ORBITER LOWER WING PRESSURES - MACH 2



SYMBOL DELTAX Y/B DELTAZ  
 O - 0.179 0.399 0.106

PARAMETRIC VALUES  
 ALPHAB 10.000 MACH 2.000  
 ALPHAT 0.000 ORBPOW 100.000  
 SSTPOW 100.000

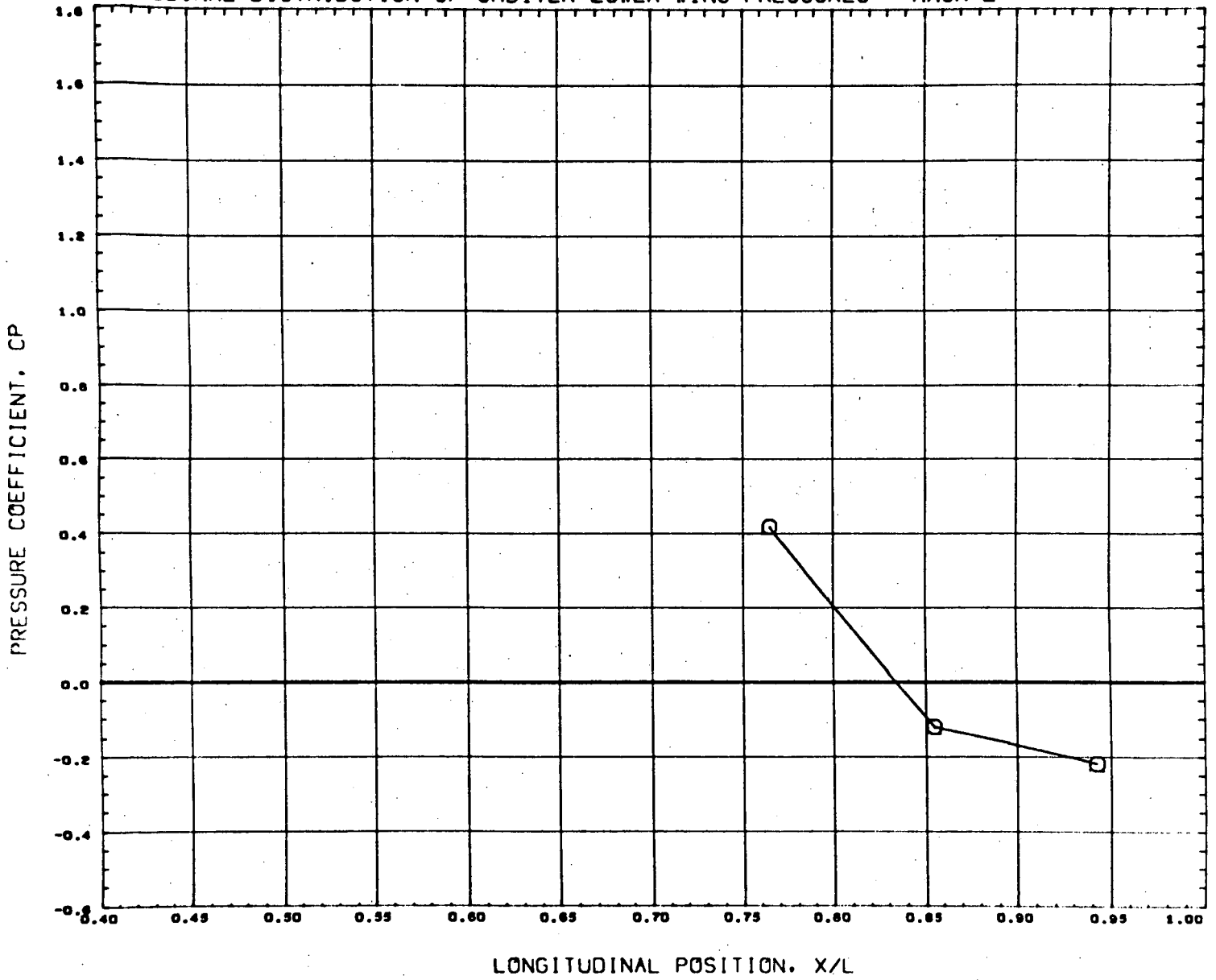
REFERENCE FILE

AEDC VA1163 MDAC ORBITER (LOWER WING)

•HT8275•

PAGE 534

# LONGITUDINAL DISTRIBUTION OF ORBITER LOWER WING PRESSURES - MACH 2



SYMBOL    DELTAX    Y/B    DELTAZ  
 ○    -    0.179    0.568    0.106

PARAMETRIC VALUES  
 ALPHAB    10.050    MACH    2.000  
 ALPHA1    0.000    ORBPOW    100.000  
 SSTPOW    100.000

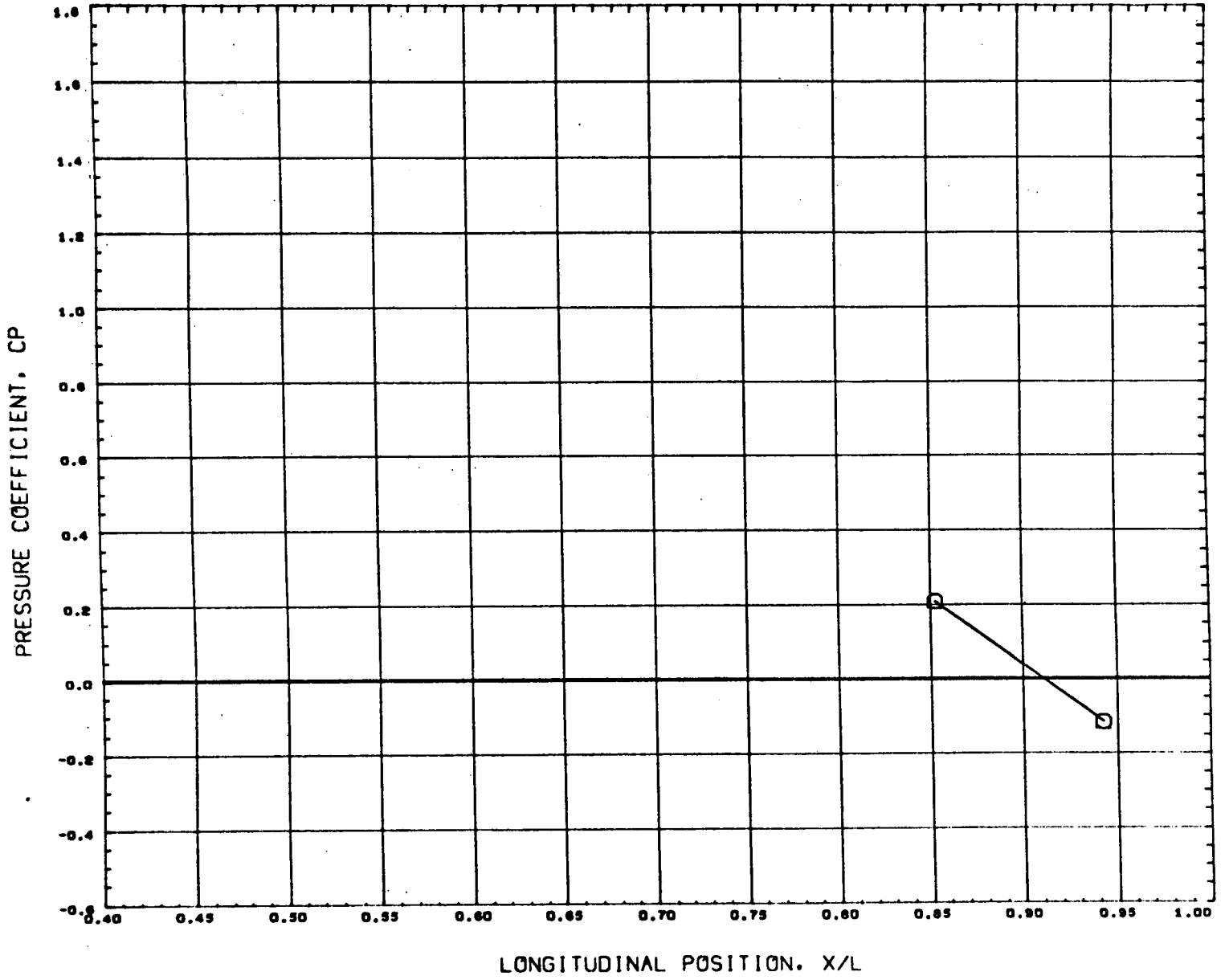
REFERENCE FILE

AEDC VA1163 MDAC ORBITER (LOWER WING)

•HT8275•

PAGE 535

LONGITUDINAL DISTRIBUTION OF ORBITER LOWER WING PRESSURES - MACH 2



SYMBOL	DELTA X	Y/B	DELTA Z
○	0.179	0.738	0.106

PARAMETRIC VALUES			
ALPHAB	10.030	MACH	2.000
ALPHA1	0.000	ORBPOW	100.000
BSTPOW	100.000		

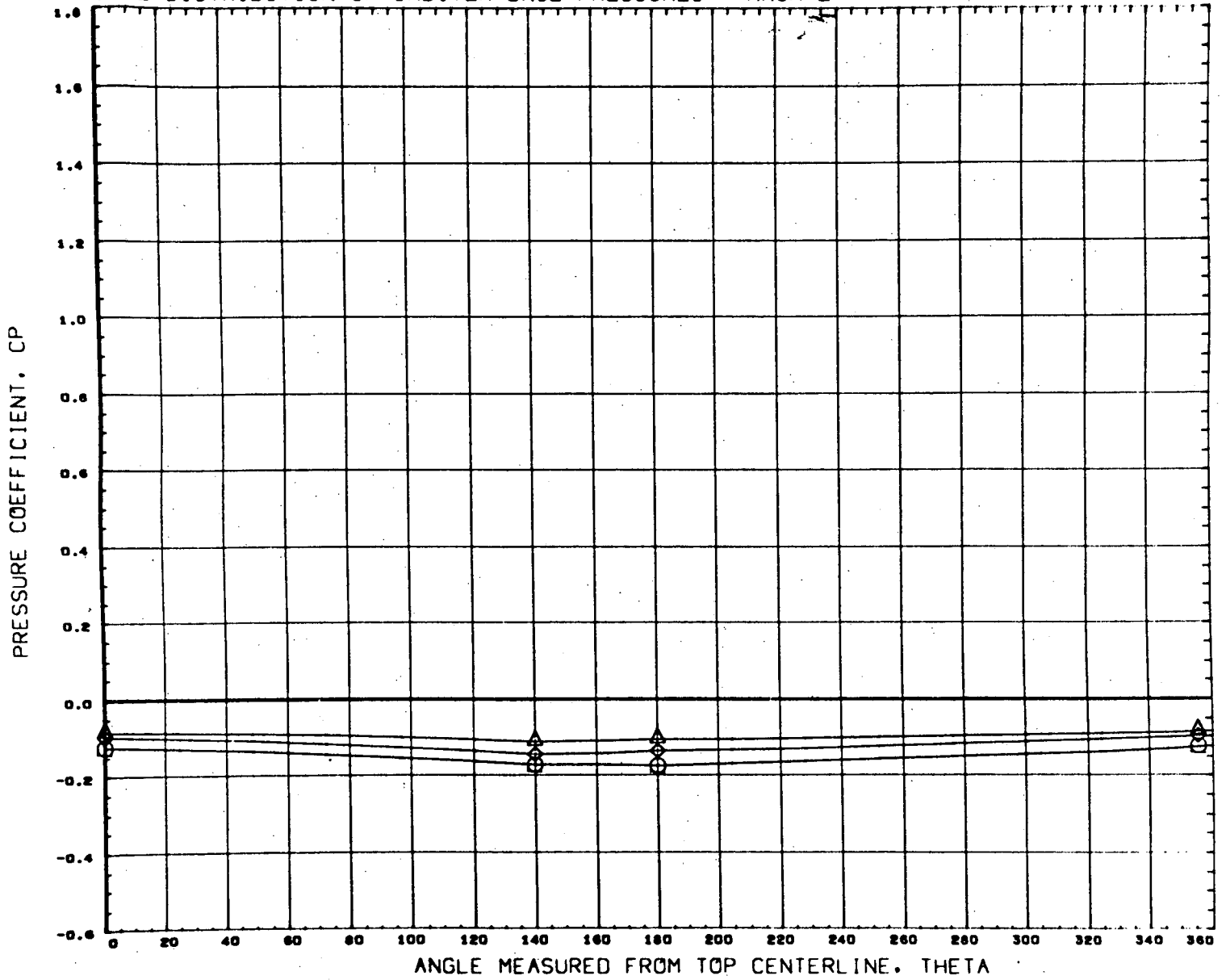
REFERENCE FILE

AECC VA1163 MDAC ORBITER (LOWER WING)

•HT8275•

PAGE 536

# RADIAL DISTRIBUTION OF ORBITER BASE PRESSURES - MACH 2

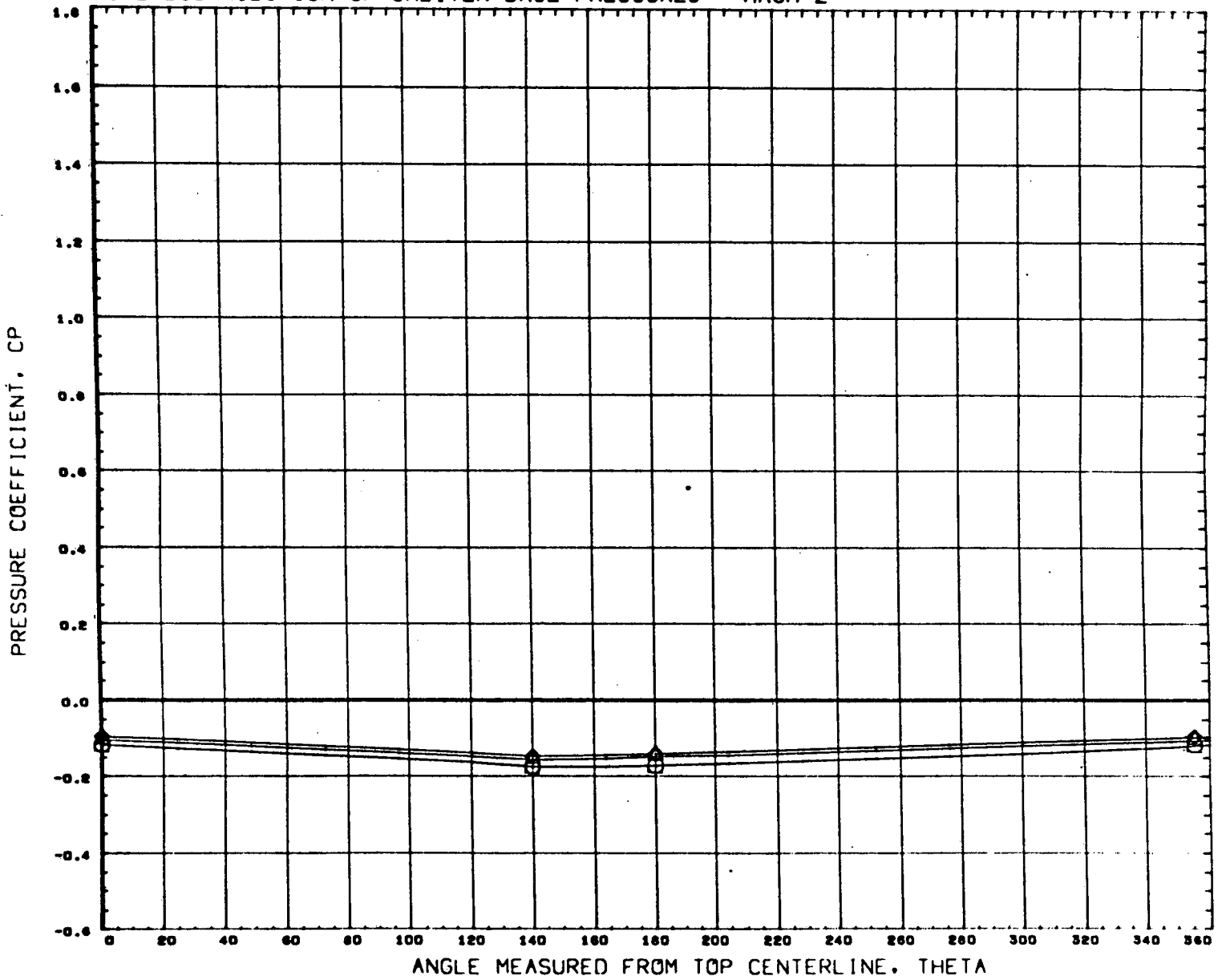


SYMBOL	DELTA X	X/L	DELTA Z
○	0.143	1.000	0.120
△	0.102		
◇	0.227		

PARAMETRIC VALUES			
ALPHAB	9.952	MACH	2.000
ALPHA1	0.000	ORBPOW	100.000
BSTPOW	50.000		

REFERENCE FILE

# RADIAL DISTRIBUTION OF ORBITER BASE PRESSURES - MACH 2

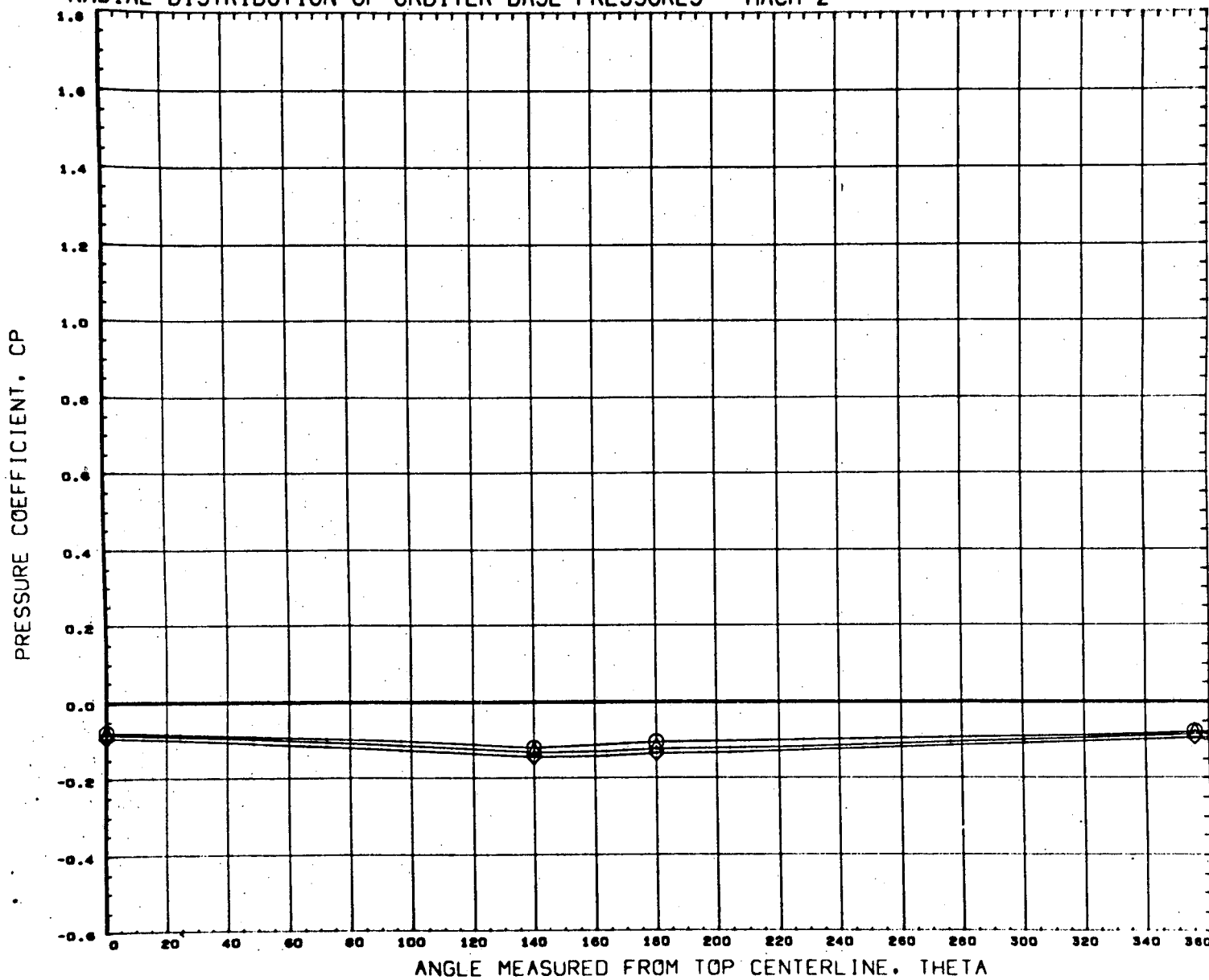


SYMBOL	DELTA X	X/L	DELTA Z
○	0.144	1.000	0.151
△	0.102		
◇	0.226		

PARAMETRIC VALUES			
ALPHA B	9.932	MACH	2.000
ALPHA I	0.000	ORBPOW	100.000
BSTPOW	30.000		

REFERENCE FILE

# RADIAL DISTRIBUTION OF ORBITER BASE PRESSURES - MACH 2

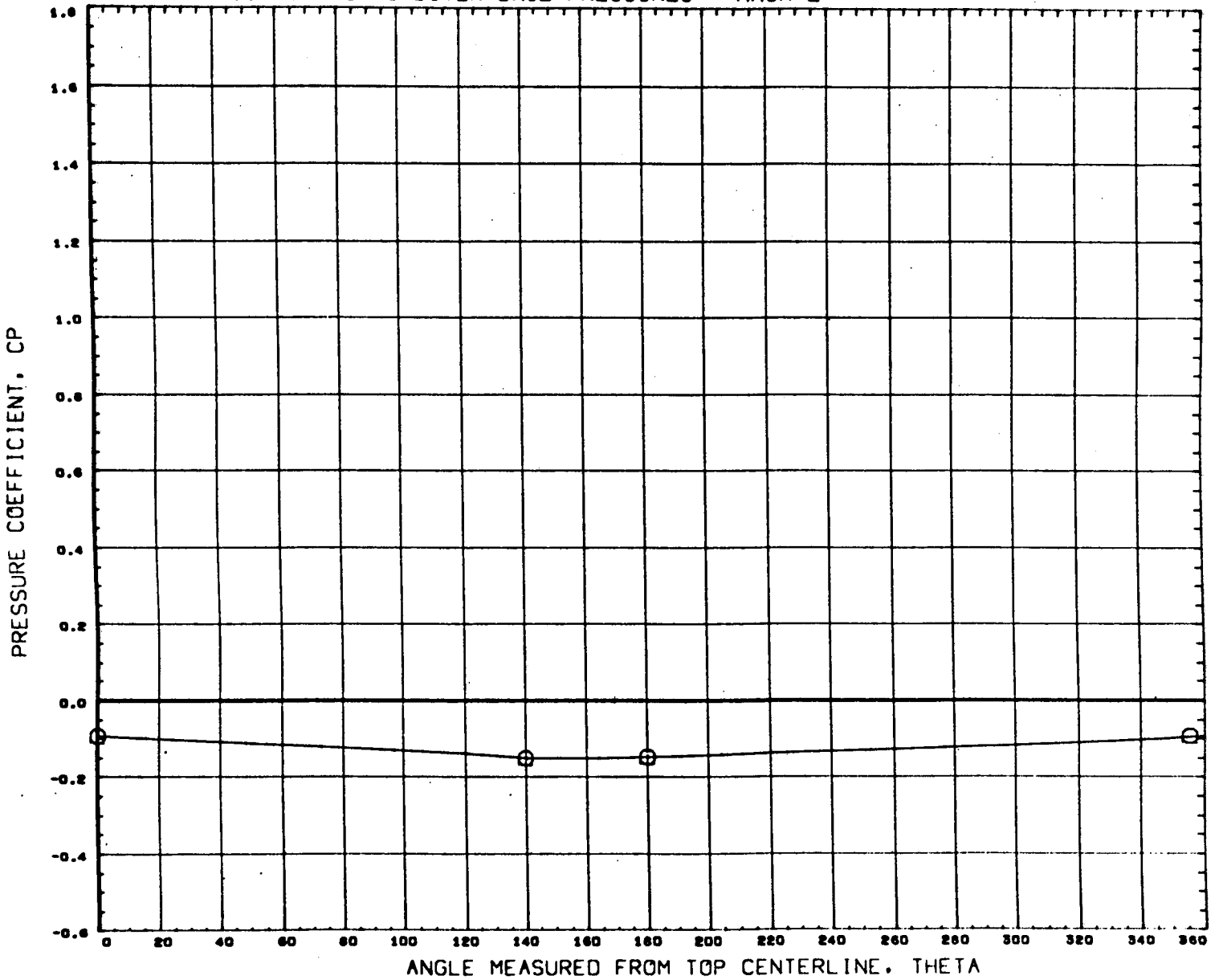


SYMBOL	DELTA X	X/L	DELTA Z
○	0.143	1.000	0.226
△	0.103		
◇	0.227		

PARAMETRIC VALUES			
ALPHA B	9.952	MACH	2.000
ALPHA I	0.000	ORSPOW	100.000
BSTPOW	50.000		

REFERENCE FILE

# RADIAL DISTRIBUTION OF ORBITER BASE PRESSURES - MACH 2

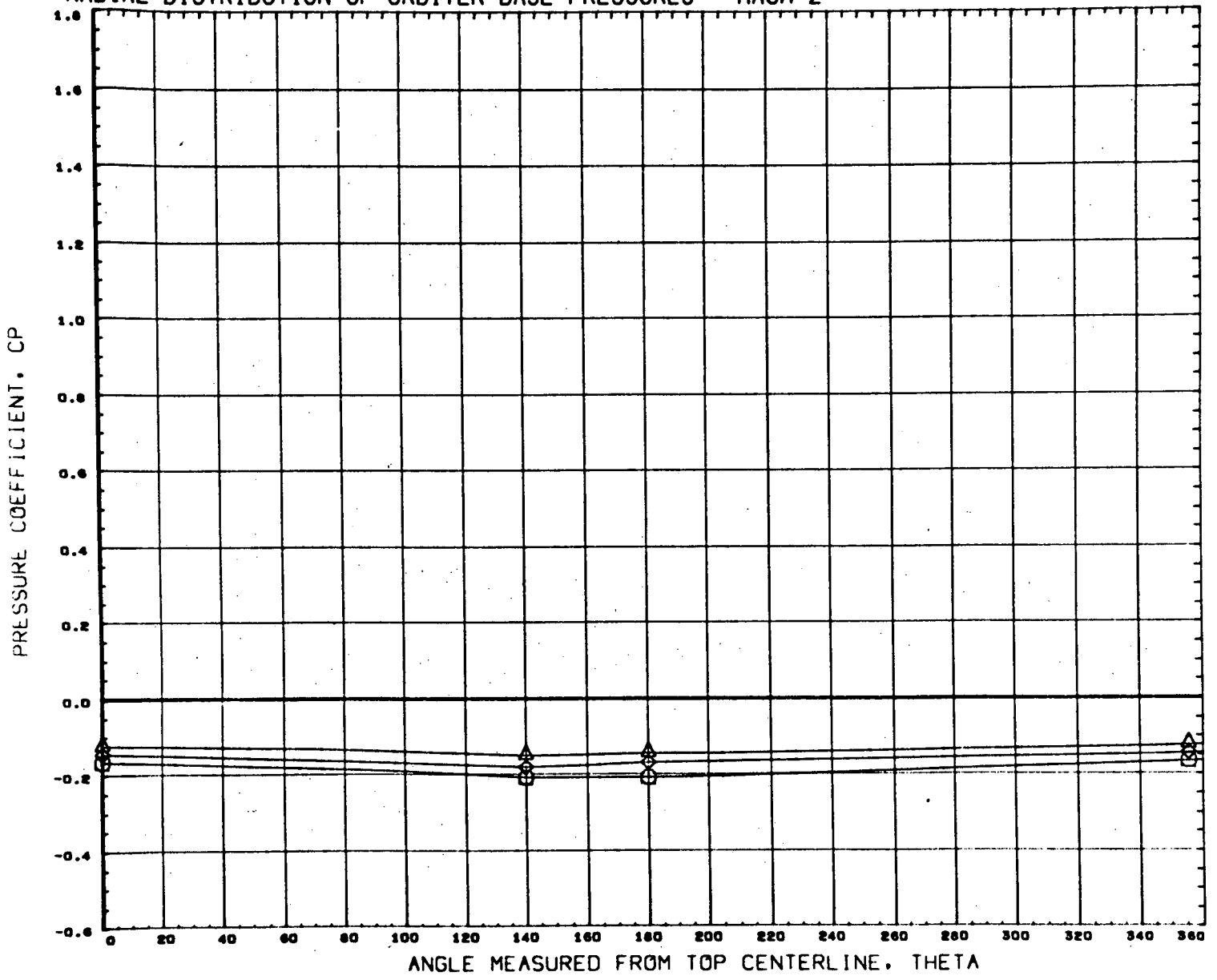


SYMBOL    DELTAX    X/L    DELTAZ  
 ○    -    0.390    1.000    0.908

PARAMETRIC VALUES  
 ALPHAB    -    9.952    MACH    2.000  
 ALPHA1    0.000    ORBPOW    100.000  
 BSTPOW    50.000

REFERENCE FILE

# RADIAL DISTRIBUTION OF ORBITER BASE PRESSURES - MACH 2



SYMBOL	DELTA X	X/L	DELTA Z
○	0.143	1.000	0.120
△	0.104		
◇	0.228		

PARAMETRIC VALUES		
ALPHA B	4.935	MACH 2.000
ALPHA I	0.000	ORBPOW 100.000
BSTPOW	30.000	

REFERENCE FILE

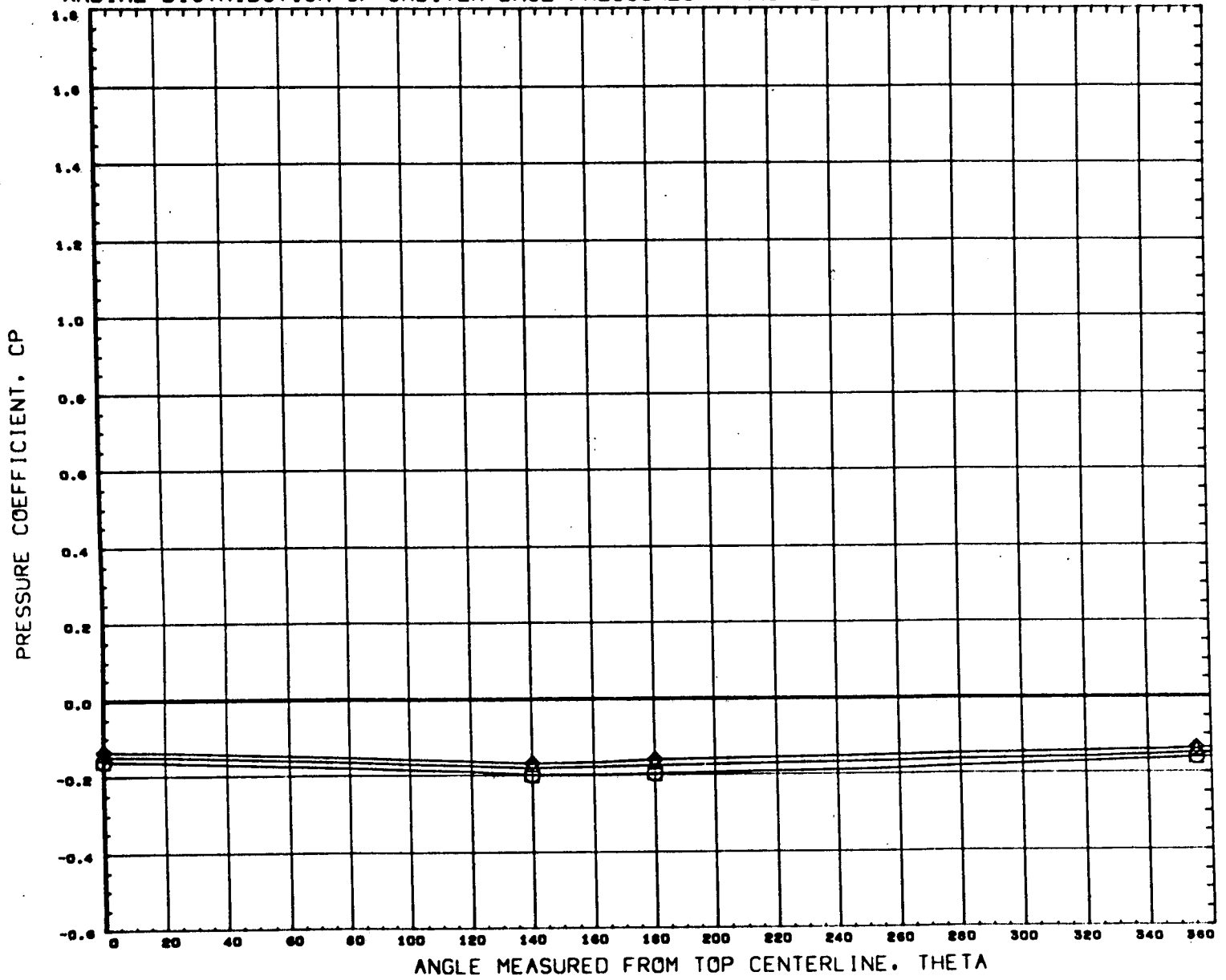
AEDC VA1163 MDAC ORBITER (BASE)

•IT8212•

PAGE 541



# RADIAL DISTRIBUTION OF ORBITER BASE PRESSURES - MACH 2



SYMBOL	DELTA X	N/L	DELTA Z
○	0.144	1.000	0.191
△	0.104		
◇	0.226		

PARAMETRIC VALUES		
ALPHA <sub>D</sub>	4.935	MACH 2.000
ALPHA <sub>I</sub>	0.000	ORBPOW 100.000
BSTPOW	50.000	

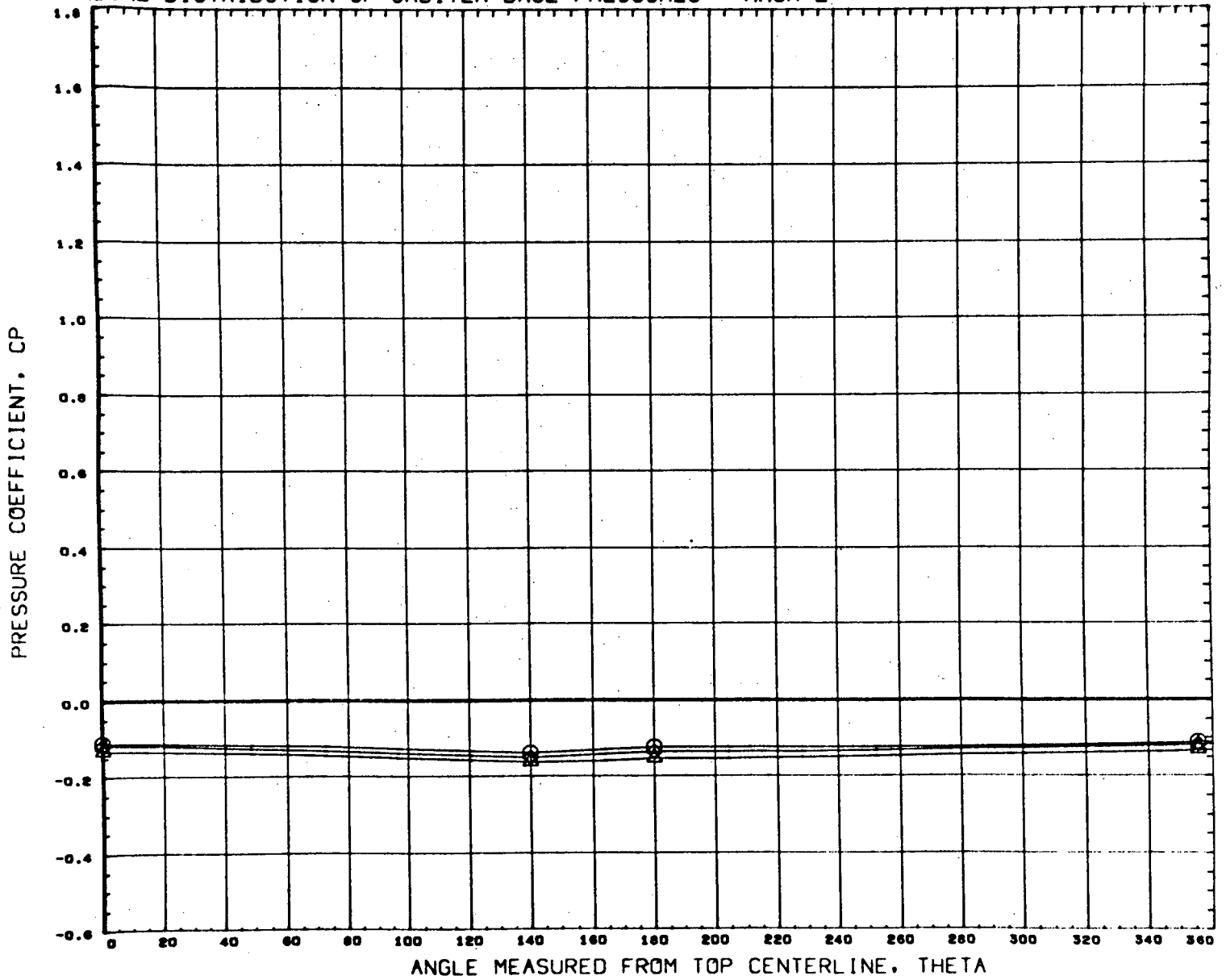
REFERENCE FILE

AEDC VA1163 MDAC ORBITER (BASE)

•118212•

PAGE 542

# RADIAL DISTRIBUTION OF ORBITER BASE PRESSURES - MACH 2



SYMBOL	DELTA X	X/L	DELTA Z
○	0.143	1.000	0.229
△	0.103		
◇	0.227		

PARAMETRIC VALUES			
ALPHAB	4.935	MACH	2.000
ALPHA I	0.000	ORBPOW	100.000
BSTPOW	50.000		

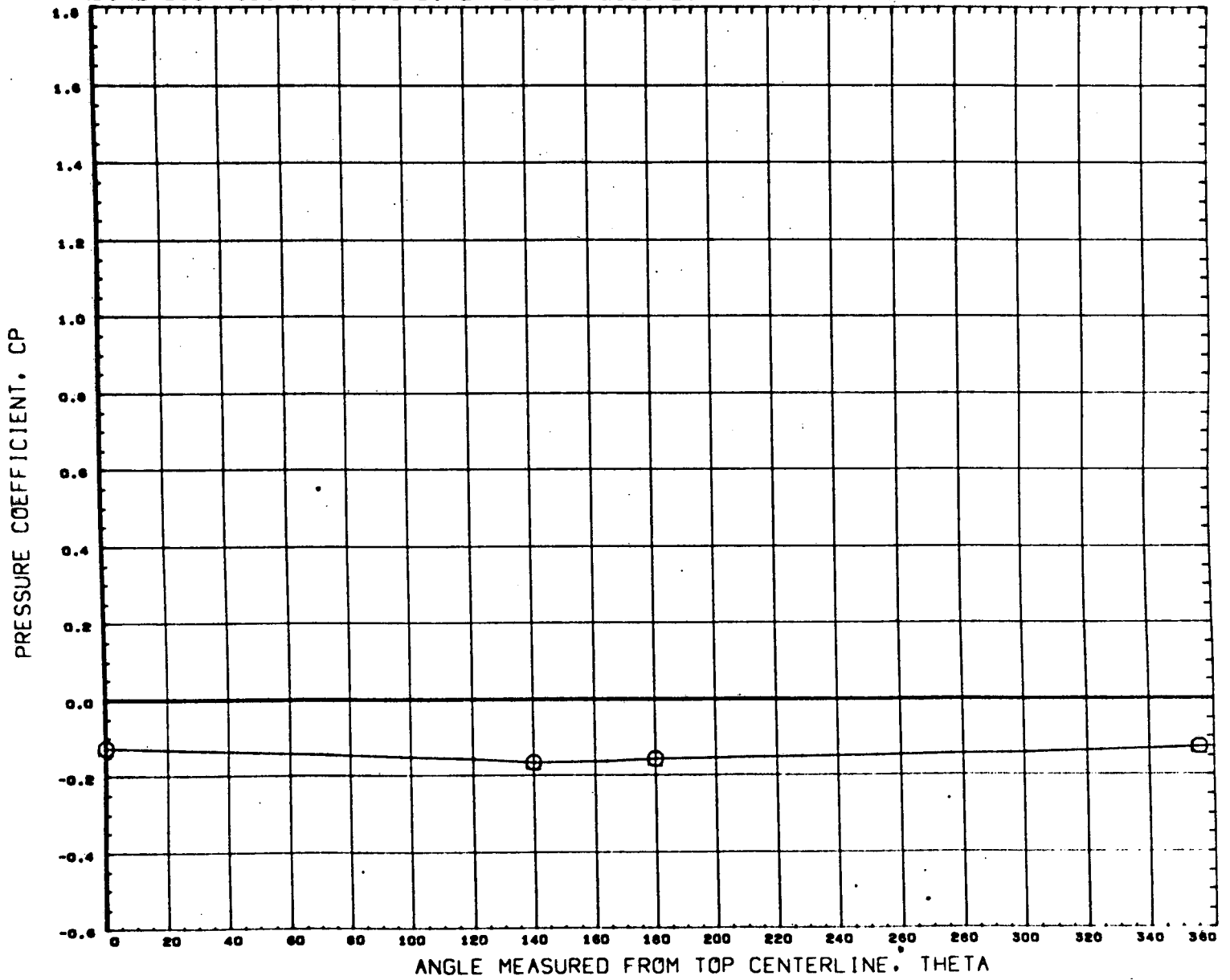
REFERENCE FILE

AEDC VA1163 MDAC ORBITER (BASE)

•118212•

PAGE 543

# RADIAL DISTRIBUTION OF ORBITER BASE PRESSURES - MACH 2



SYMBOL	DELTA X	X/L	DELTA Z
○	0.390	1.000	0.900

PARAMETRIC VALUES			
ALPHA B	4.935	MACH	2.000
ALPHA I	0.000	ORBPOW	100.000
BSTPOW	50.000		

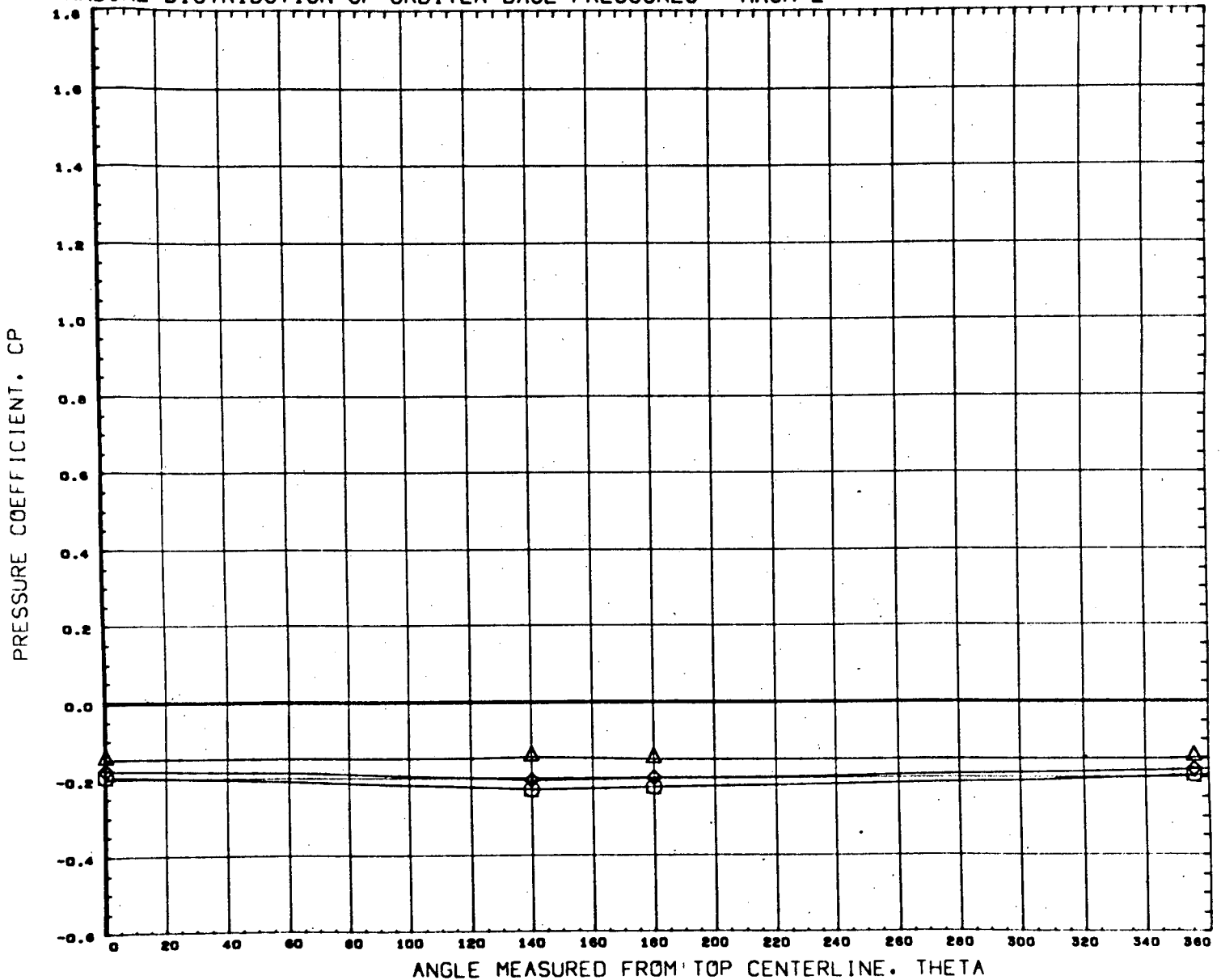
REFERENCE FILE

AECC VA1163 MDAC ORBITER (BASE)

•IT8212•

PAGE 544

# RADIAL DISTRIBUTION OF ORBITER BASE PRESSURES - MACH 2

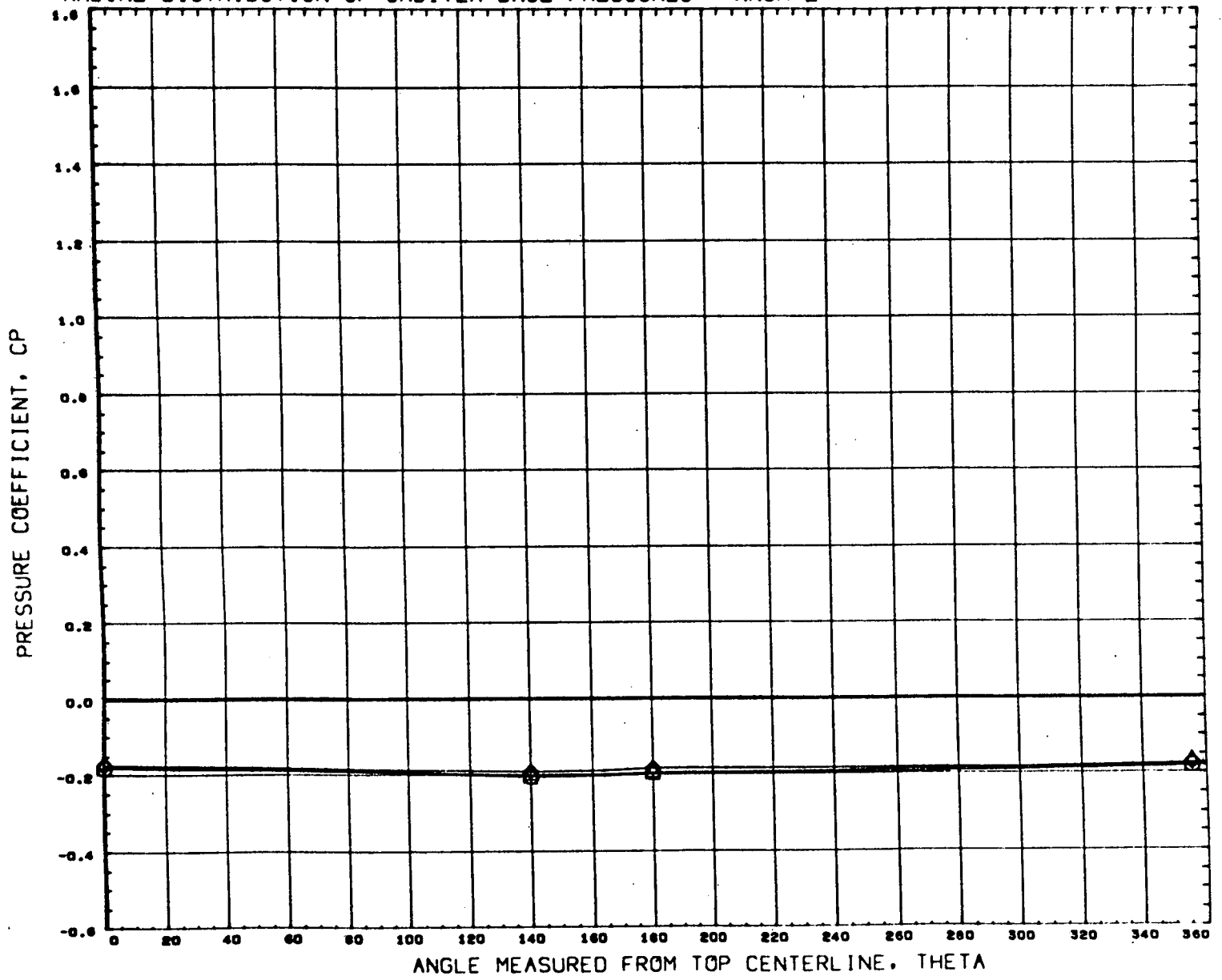


SYMBOL	DELTA X	X/L	DELTA Z
○	0.143	1.000	0.120
△	0.103		
◇	0.227		

PARAMETRIC VALUES		
ALPHAB	0.027	MACH 2.000
ALPHA I	0.000	ORBPOW 100.000
BSTPOW	50.000	

REFERENCE FILE

# RADIAL DISTRIBUTION OF ORBITER BASE PRESSURES - MACH 2

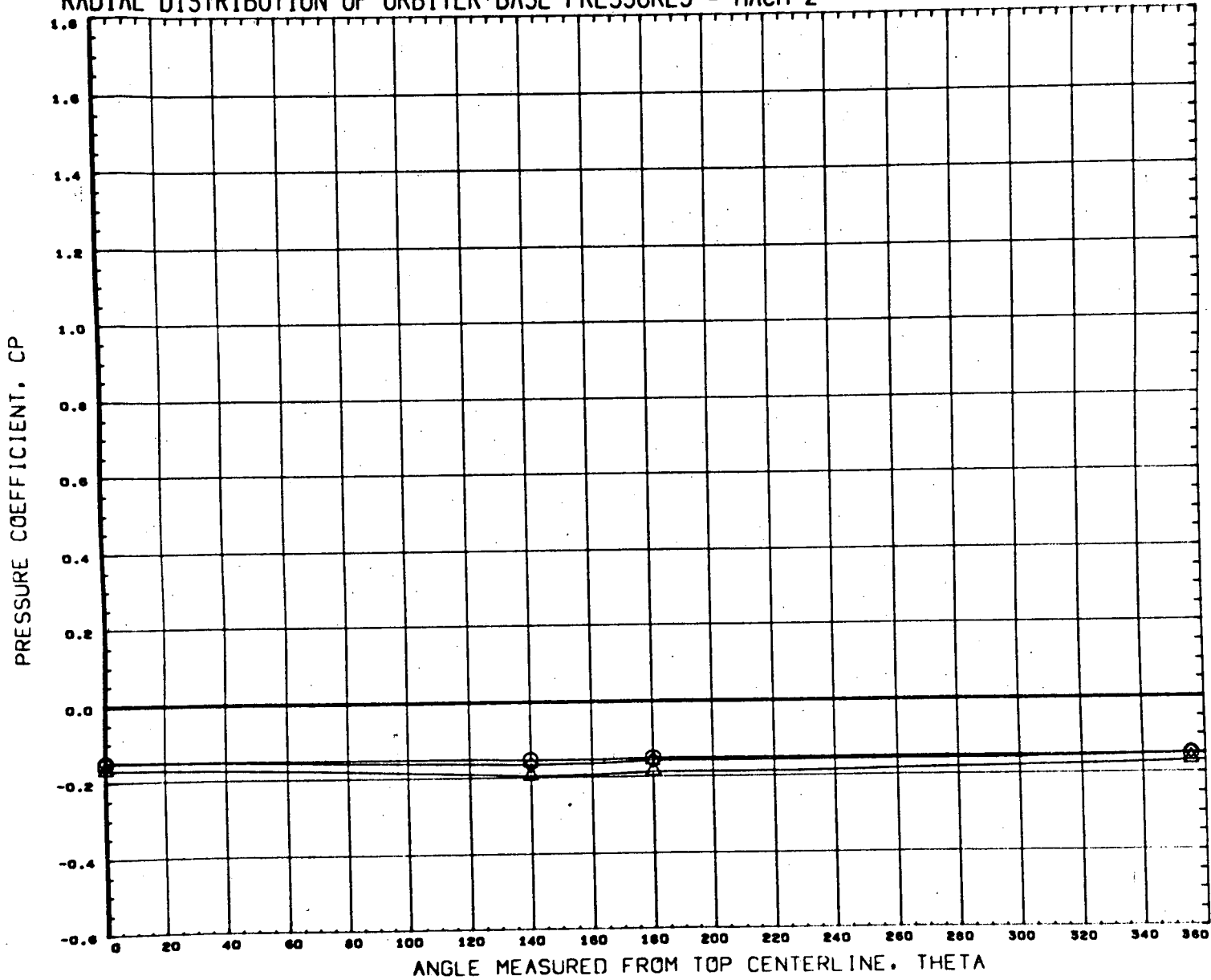


SYMBOL	DELTA X	X/L	DELTA Z
○	0.144	1.000	0.151
△	0.104		
◇	0.227		

PARAMETRIC VALUES		
ALPHA B	0.027	MACH 2.000
ALPHA I	0.000	ORBPOW 100.000
BSTPOW	30.000	

REFERENCE FILE

# RADIAL DISTRIBUTION OF ORBITER BASE PRESSURES - MACH 2



SYMBOL	DELTA X	X/L	DELTA Z	ALPHA B	0.027	MACH	2.000
○	0.143	1.000	0.226	ALPHA I	0.000	ORBPOW	100.000
△	0.103			BSTPOW	50.000		
◇	0.227						

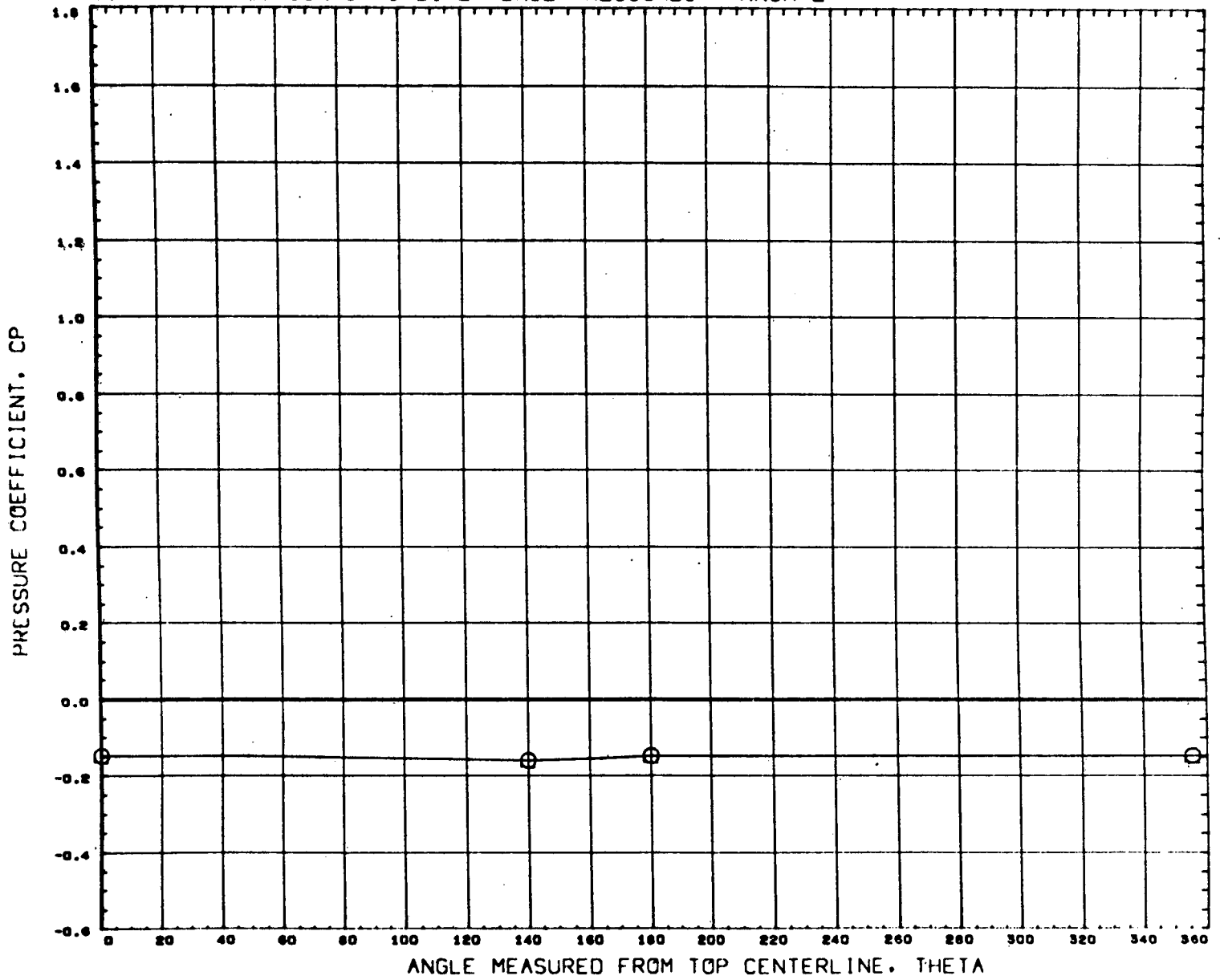
REFERENCE FILE

AEDC VA1163 MDAC ORBITER (BASE)

•IT8213•

PAGE 547

# RADIAL DISTRIBUTION OF ORBITER BASE PRESSURES - MACH 2



SYMBOL	DELTA X	X/L	DELTA Z
○	0.390	1.000	0.908

PARAMETRIC VALUES			
ALPHAB	0.027	MACH	2.000
ALPHAT	0.000	ORBPOW	100.000
BSTPOW	90.000		

REFERENCE FILE

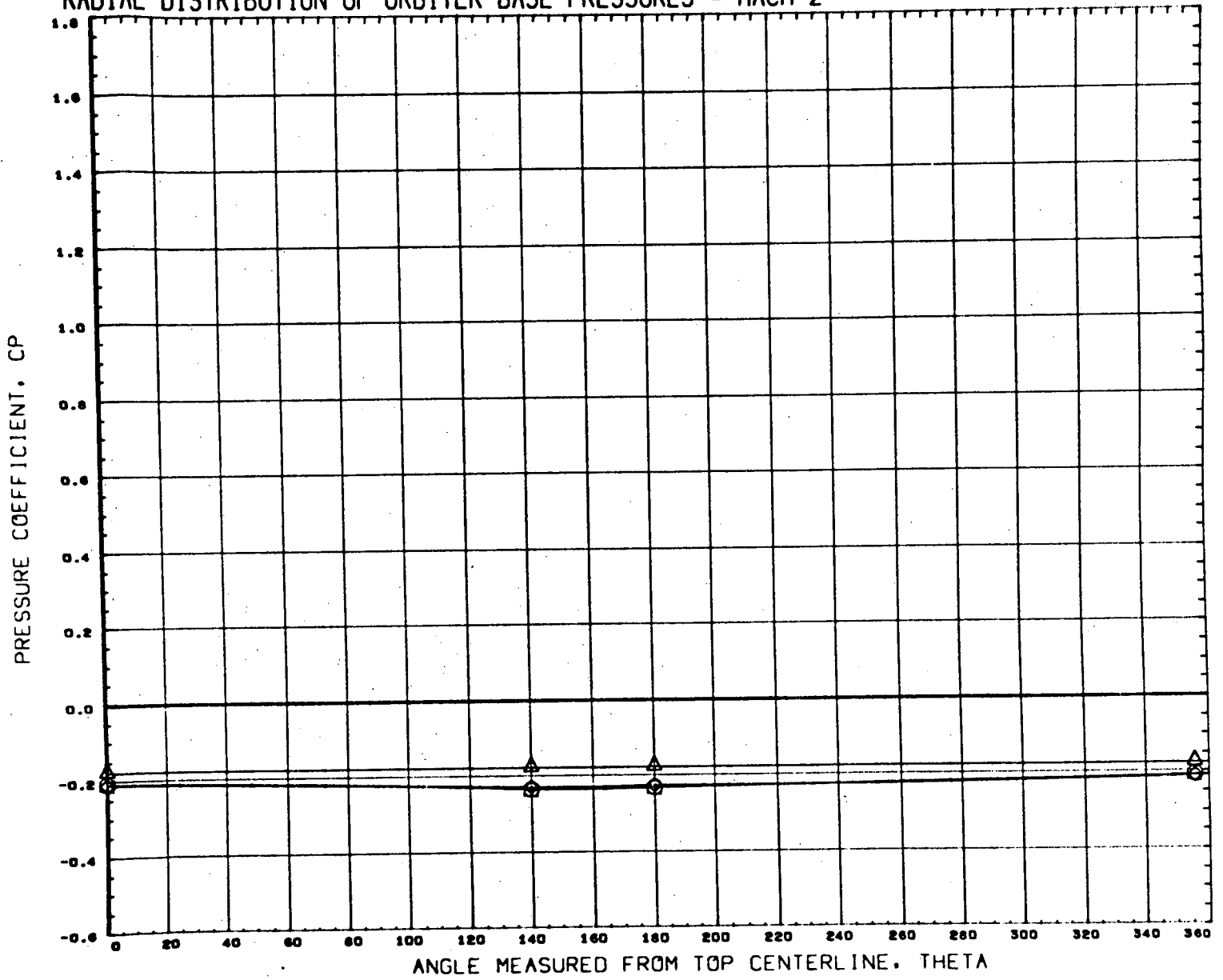
AEDC VA1163 MOAC ORBITER (BASE)

•IT8213•

PAGE 548

11/11

# RADIAL DISTRIBUTION OF ORBITER BASE PRESSURES - MACH 2



SYMBOL	DELTA X	X/L	DELTA Z
○	0.143	1.000	0.120
△	0.103		
◇	0.226		

PARAMETRIC VALUES		
ALPHAB	5.041	MACH 2.000
ALPHA1	0.000	ORBPOW 100.000
BSTPOW	50.000	

REFERENCE FILE

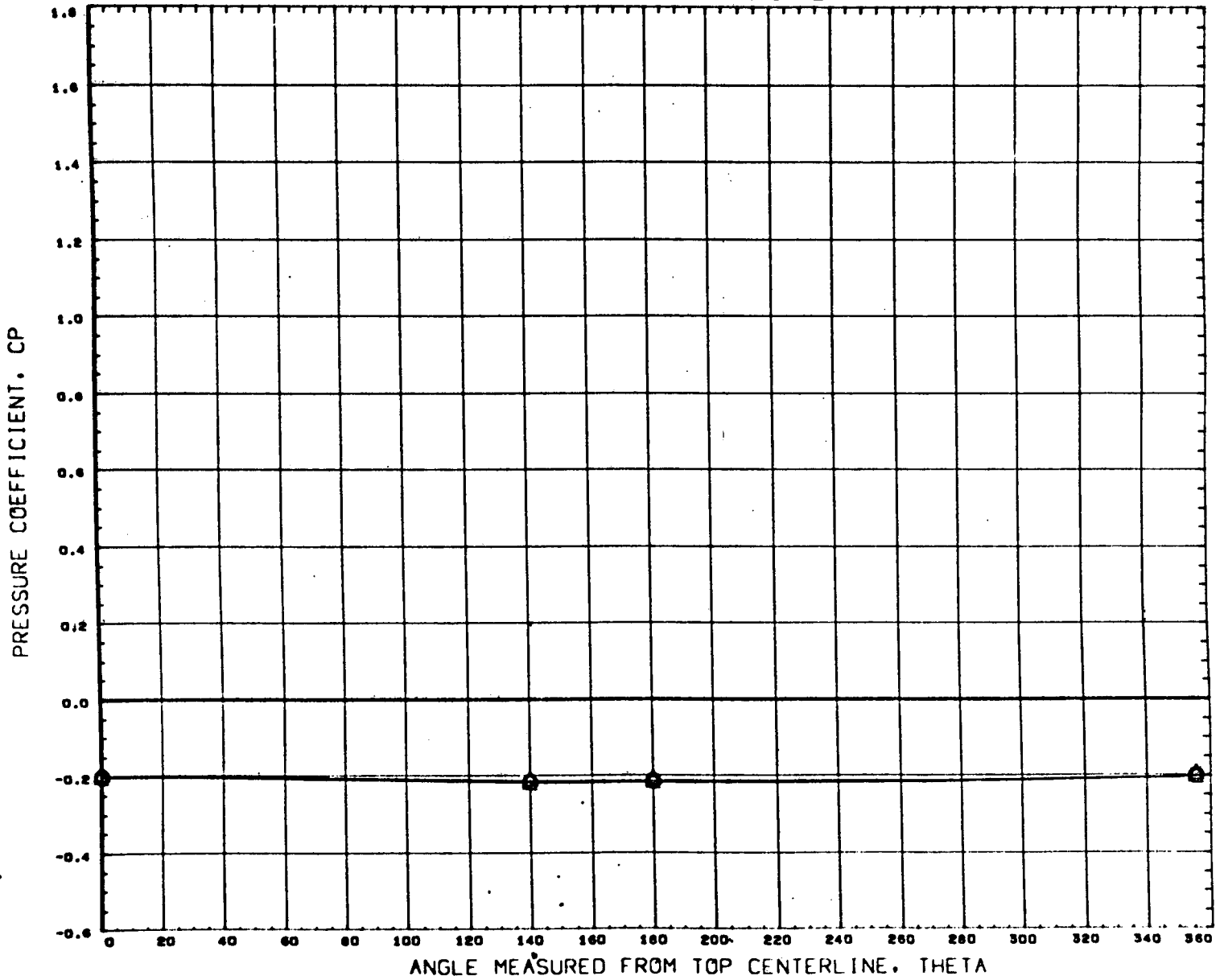
AEDC VA1163 MDAC ORBITER (BASE)

•IT8214•

PAGE 549



# RADIAL DISTRIBUTION OF ORBITER BASE PRESSURES - MACH 2



SYMBOL	DELTA X	X/L	DELTA Z
○	0.144	1.000	0.151
△	0.103		
◇	0.226		

PARAMETRIC VALUES			
ALPHAB	5.041	MACH	2.000
ALPHA I	0.000	ORBPOW	100.000
BSTPOW	50.000		

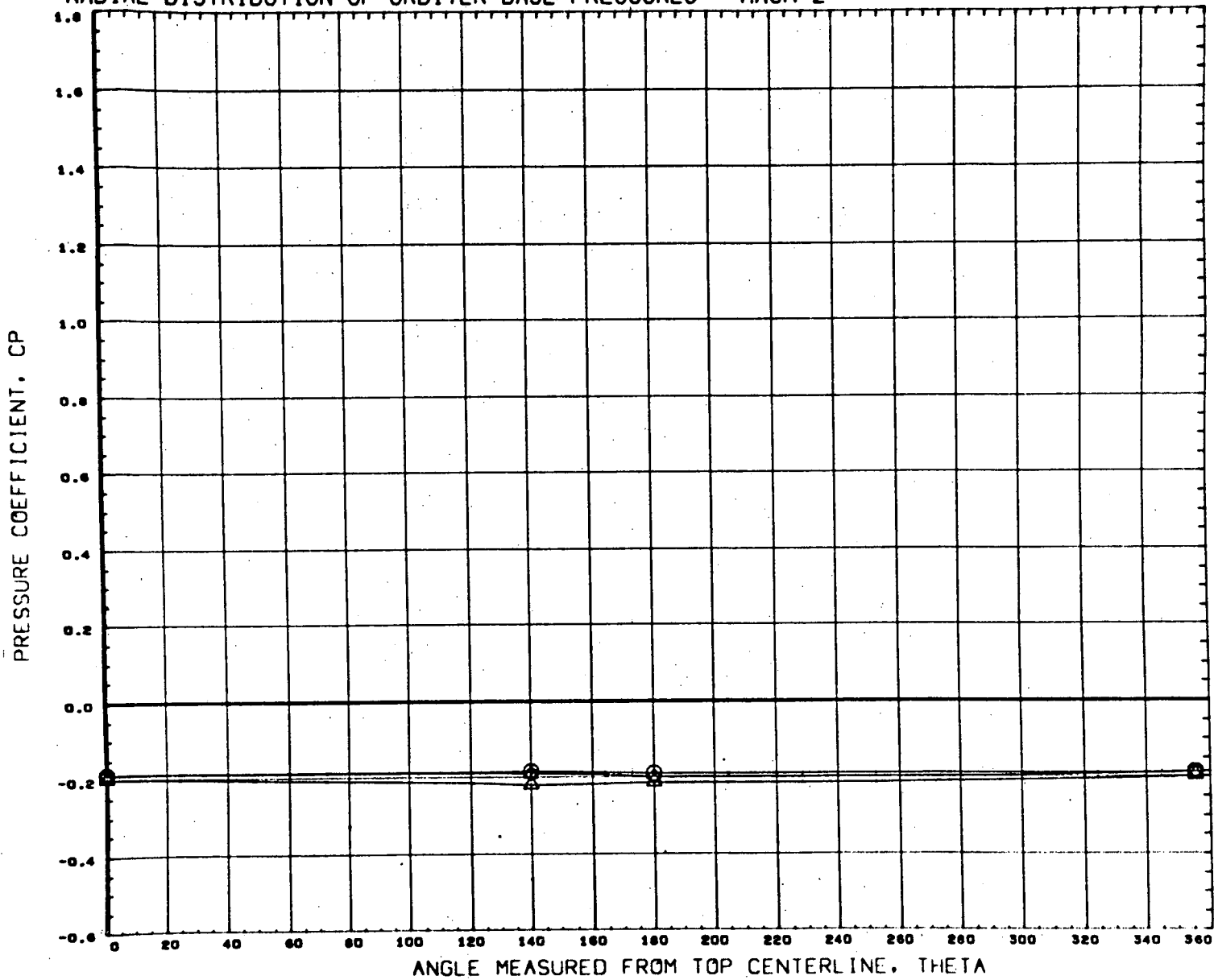
REFERENCE FILE

AEDC VA1163 MDAC ORBITER (BASE)

•IT8214•

PAGE 550

# RADIAL DISTRIBUTION OF ORBITER BASE PRESSURES - MACH 2



SYMBOL	DELTA X	X/L	DELTA Z
○	0.143	1.000	0.228
△	0.103		
◇	0.227		

PARAMETRIC VALUES		
ALPHAB	5.041	MACH 2.000
ALPHA1	0.000	ORBPOW 100.000
BSTPOW	90.000	

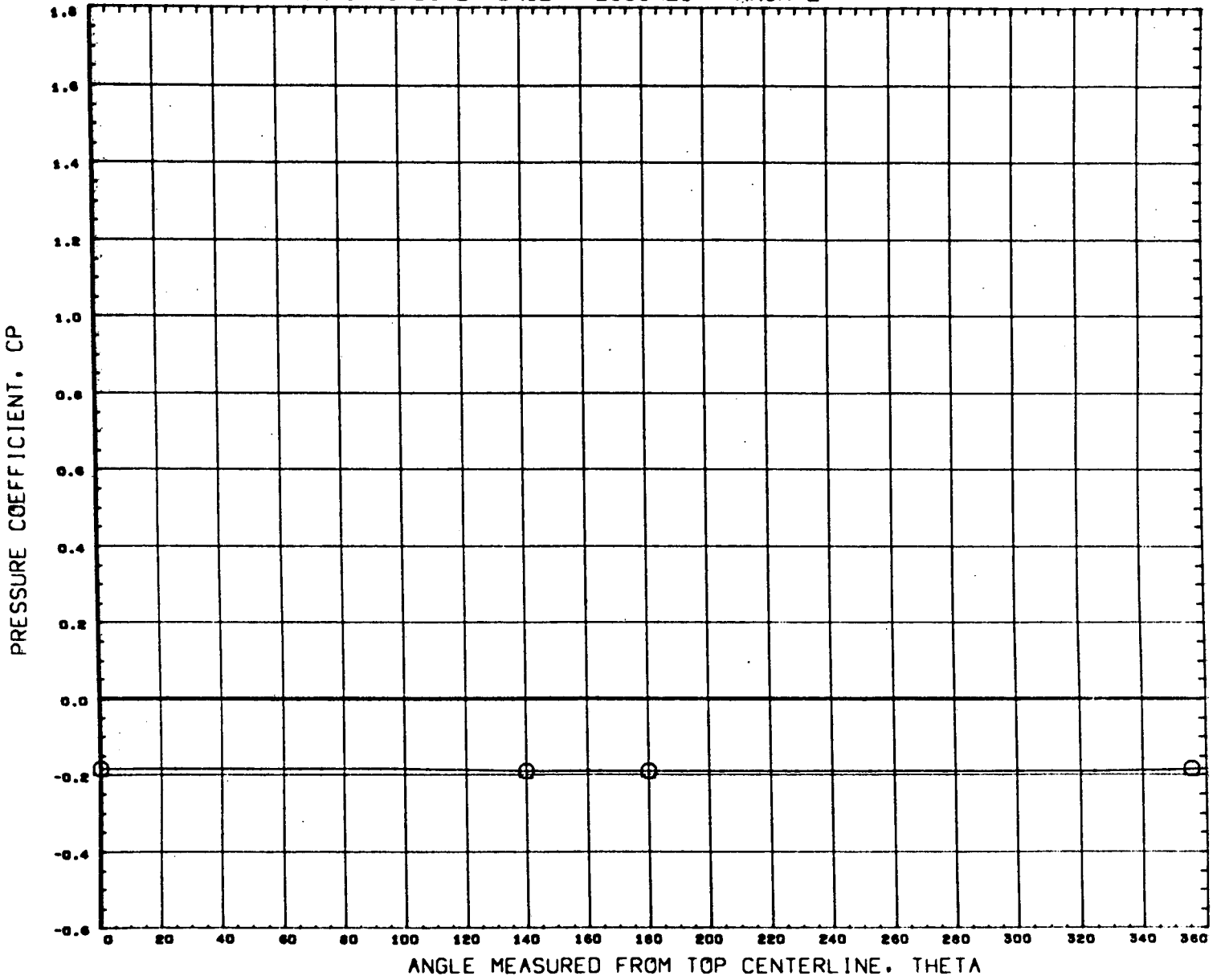
REFERENCE FILE

AEDC VA1163 MDAC ORBITER (BASE)

•1T8214•

PAGE 551

# RADIAL DISTRIBUTION OF ORBITER BASE PRESSURES - MACH 2



SYMBOL	DELTA X	N/L	DELTA Z
○	0.390	1.000	0.908

PARAMETRIC VALUES			
ALPHAB	5.041	MACH	2.000
ALPHA1	0.000	ORBPOW	100.000
88TP0W	90.000		

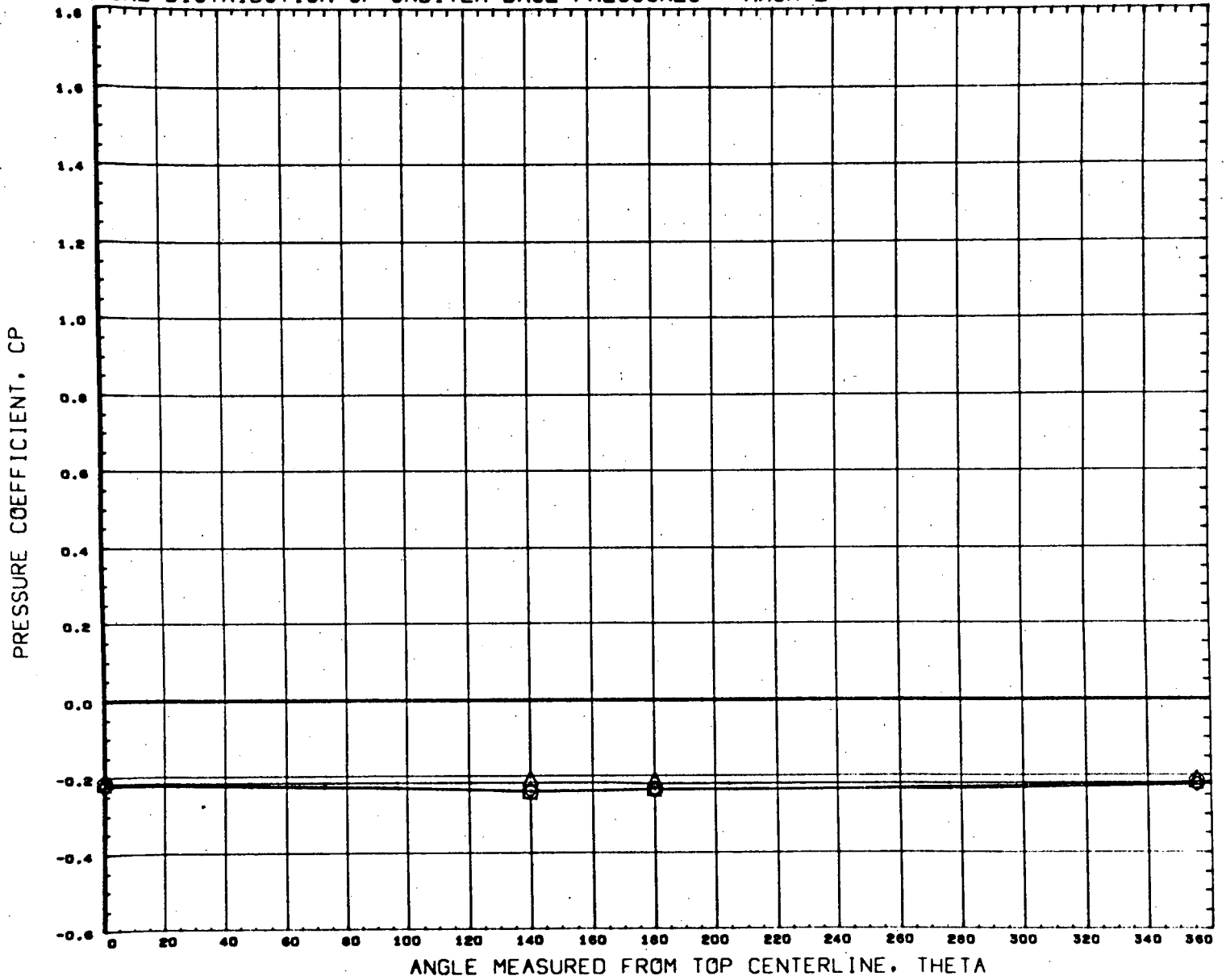
REFERENCE FILE

AEDC VA1163 MDAC ORBITER (BASE)

•IT8214•

PAGE 552

# RADIAL DISTRIBUTION OF ORBITER BASE PRESSURES - MACH 2

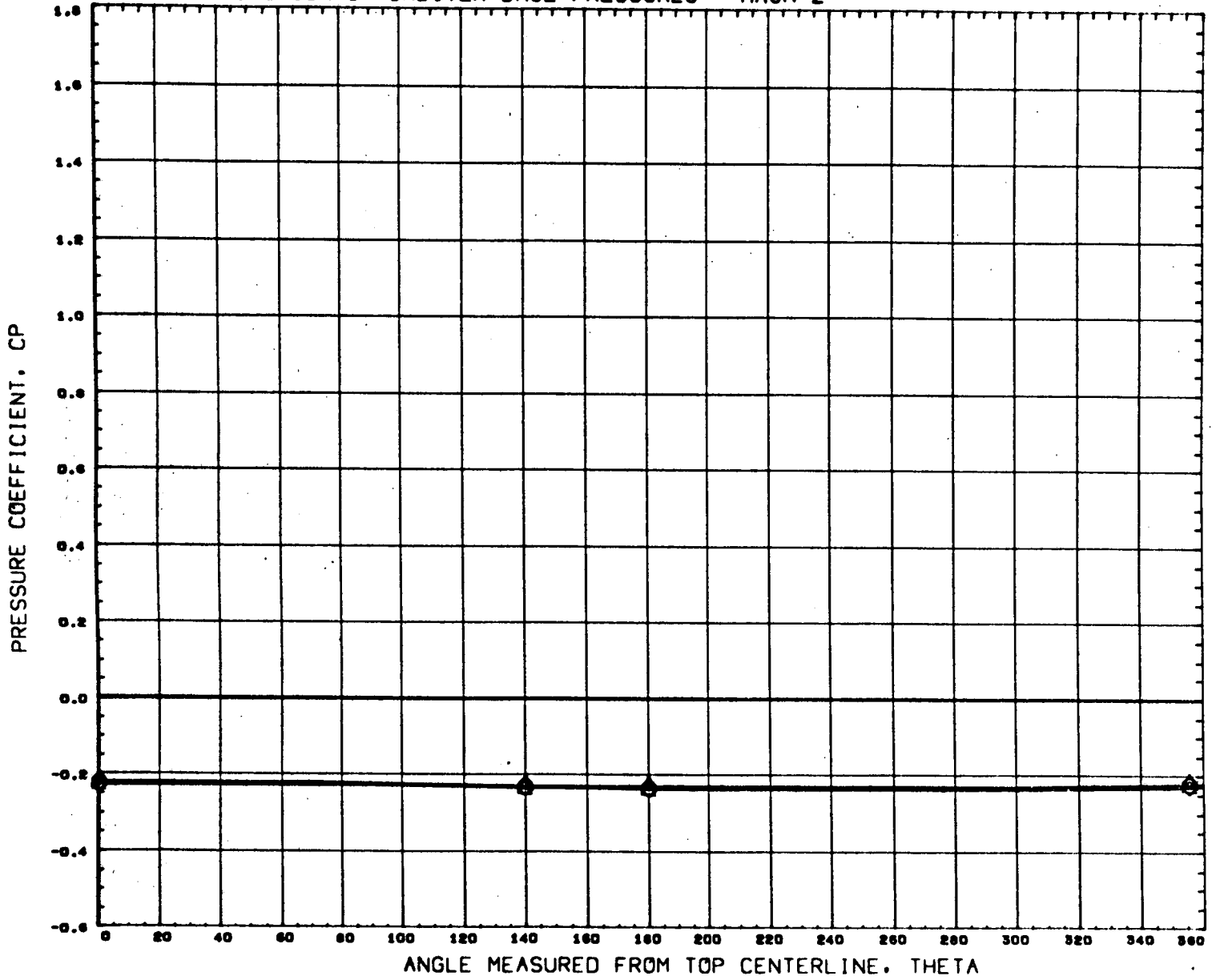


SYMBOL	DELTA X	X/L	DELTA Z
○	0.143	1.000	0.120
△	0.103		
◇	0.226		

PARAMETRIC VALUES			
ALPHAB	10.030	MACH	2.000
ALPHA1	0.000	ORBPOW	100.000
BSTPOW	50.000		

REFERENCE FILE

# RADIAL DISTRIBUTION OF ORBITER BASE PRESSURES - MACH 2

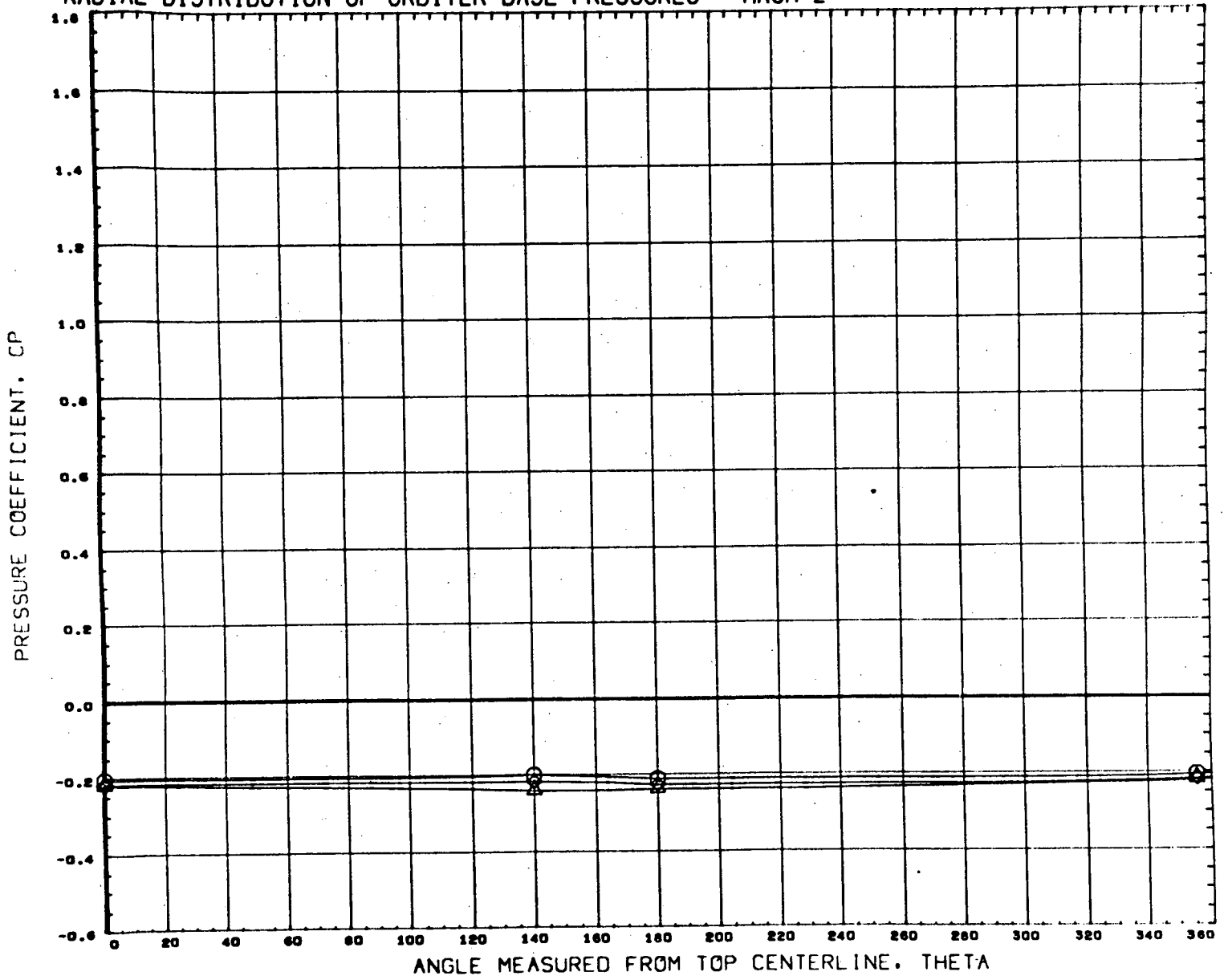


SYMBOL	DELTA X	X/L	DELTA Z
○	0.145	1.000	0.191
△	0.103		
◇	0.226		

PARAMETRIC VALUES		
ALPHAB	10.030	MACH 2.000
ALPHA1	0.000	ORBP0W 100.000
BSTPOW	50.000	

REFERENCE FILE

# RADIAL DISTRIBUTION OF ORBITER BASE PRESSURES - MACH 2



SYMBOL	DELTA X	X/L	DELTA Z
○	0.143	1.000	0.220
△	0.103		
◇	0.227		

PARAMETRIC VALUES		
ALPHAB	10.030	MACH 2.000
ALPHA1	0.000	ORBPOW 100.000
BSTPOW	50.000	

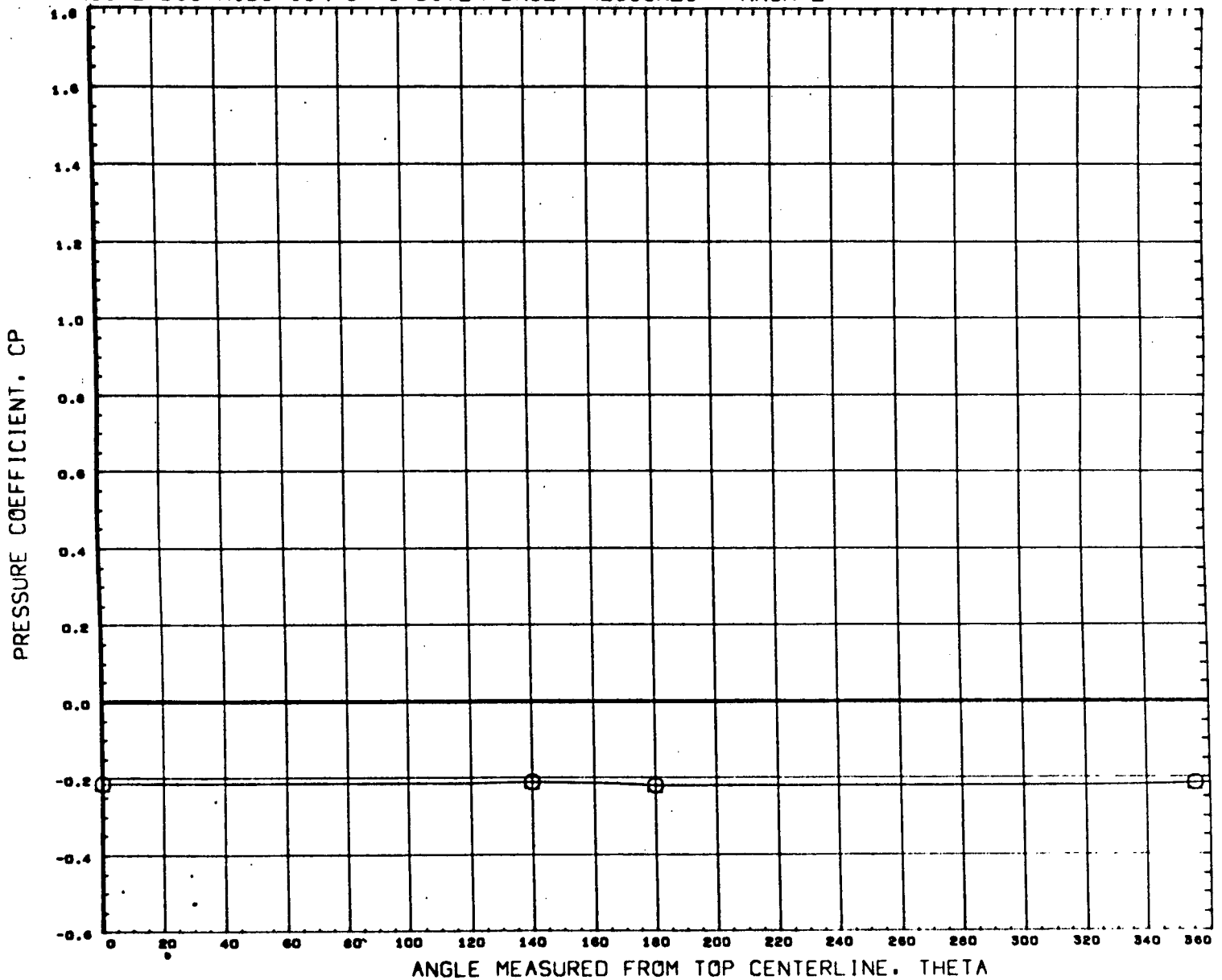
REFERENCE FILE

AEDC VA1163 MDAC ORBITER (BASE)

•IT8215•

PAGE 555

# RADIAL DISTRIBUTION OF ORBITER BASE PRESSURES - MACH 2



SYMBOL    DELTAX    X/L    DELTAZ  
 ○    -    0.390    1.000    0.908

PARAMETRIC VALUES  
 ALPHAB    10.030    MACH    2.000  
 ALPHAI    0.000    ORBPOW    100.000  
 BSTPOW    50.000

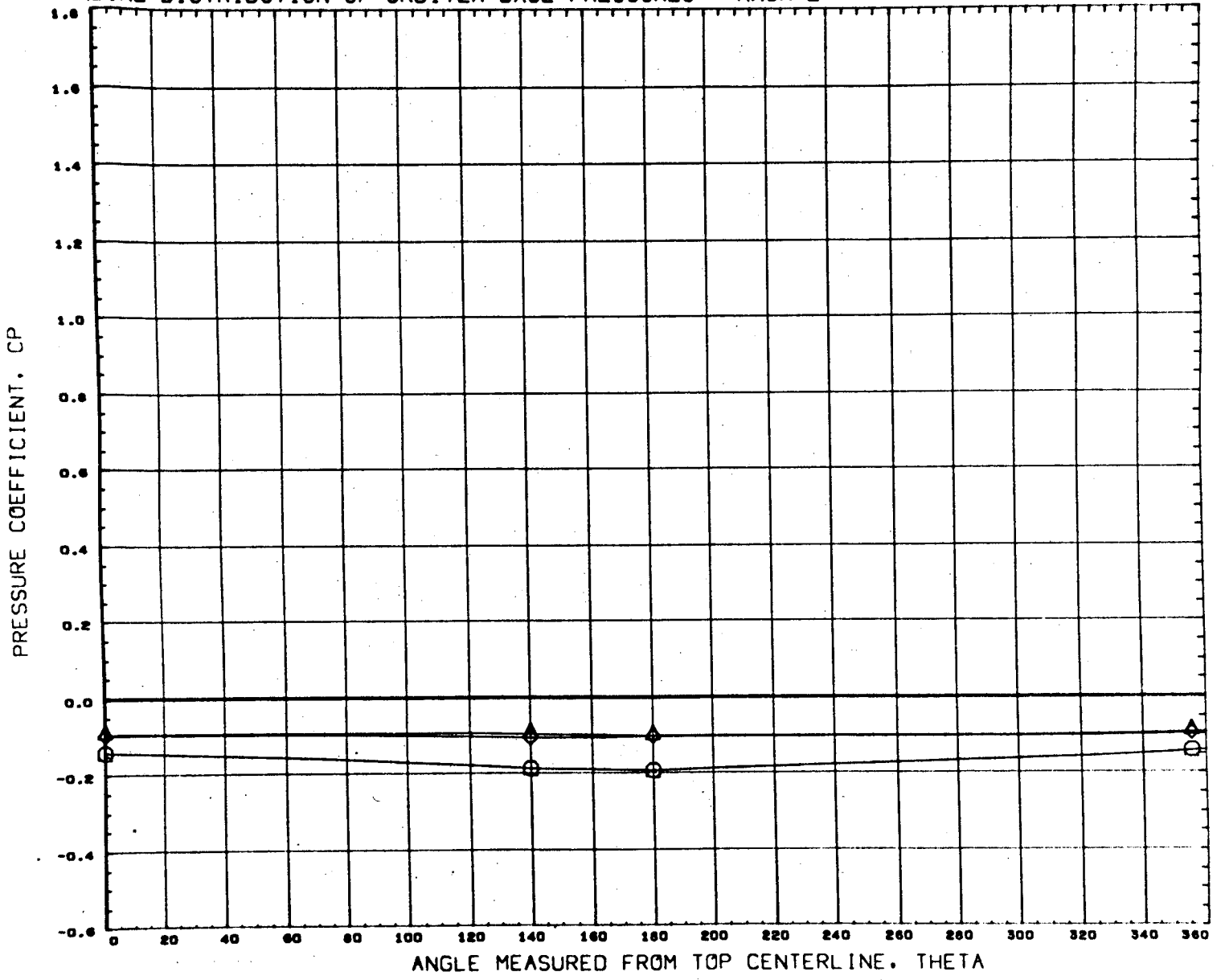
REFERENCE FILE

AEDC VA1163 MDAC ORBITER (BASE)

•1T8215•

PAGE 556

# RADIAL DISTRIBUTION OF ORBITER BASE PRESSURES - MACH 2



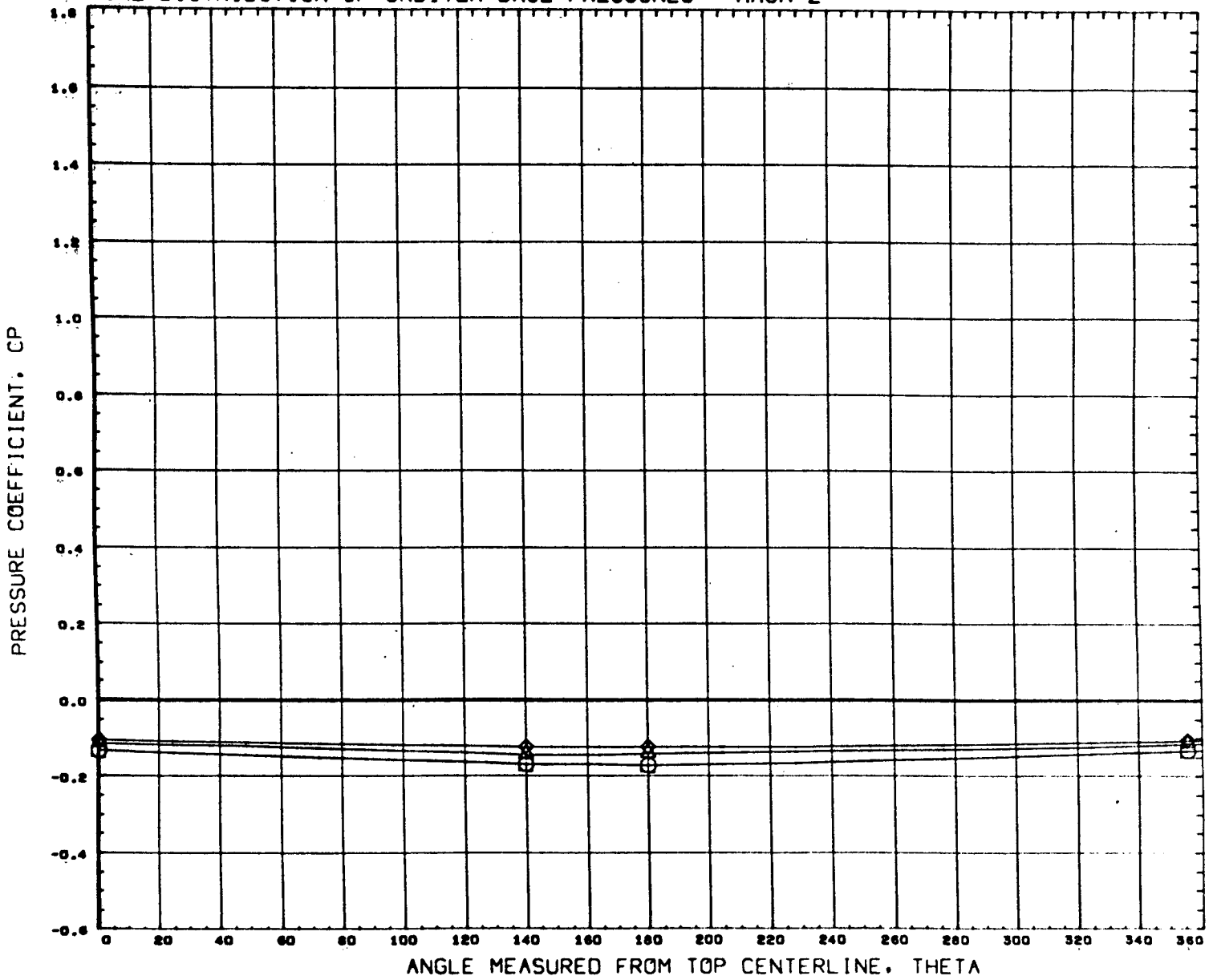
SYMBOL	DELTA X	X/L	DELTA Z
○	0.143	1.000	0.120
△	0.103		
◇	0.226		

PARAMETRIC VALUES			
ALPHAB	9.981	MACH	2.000
ALPHA1	0.000	ORBPOW	0.000
BSTPOW	0.000		

REFERENCE FILE



# RADIAL DISTRIBUTION OF ORBITER BASE PRESSURES - MACH 2



SYMBOL	DELTA X	X/L	DELTA Z
○	0.143	1.000	0.151
△	0.103		
◇	0.226		

PARAMETRIC VALUES			
ALPHA B	9.961	MACH	2.000
ALPHA T	0.000	ORSPOW	0.000
BSTPOW	0.000		

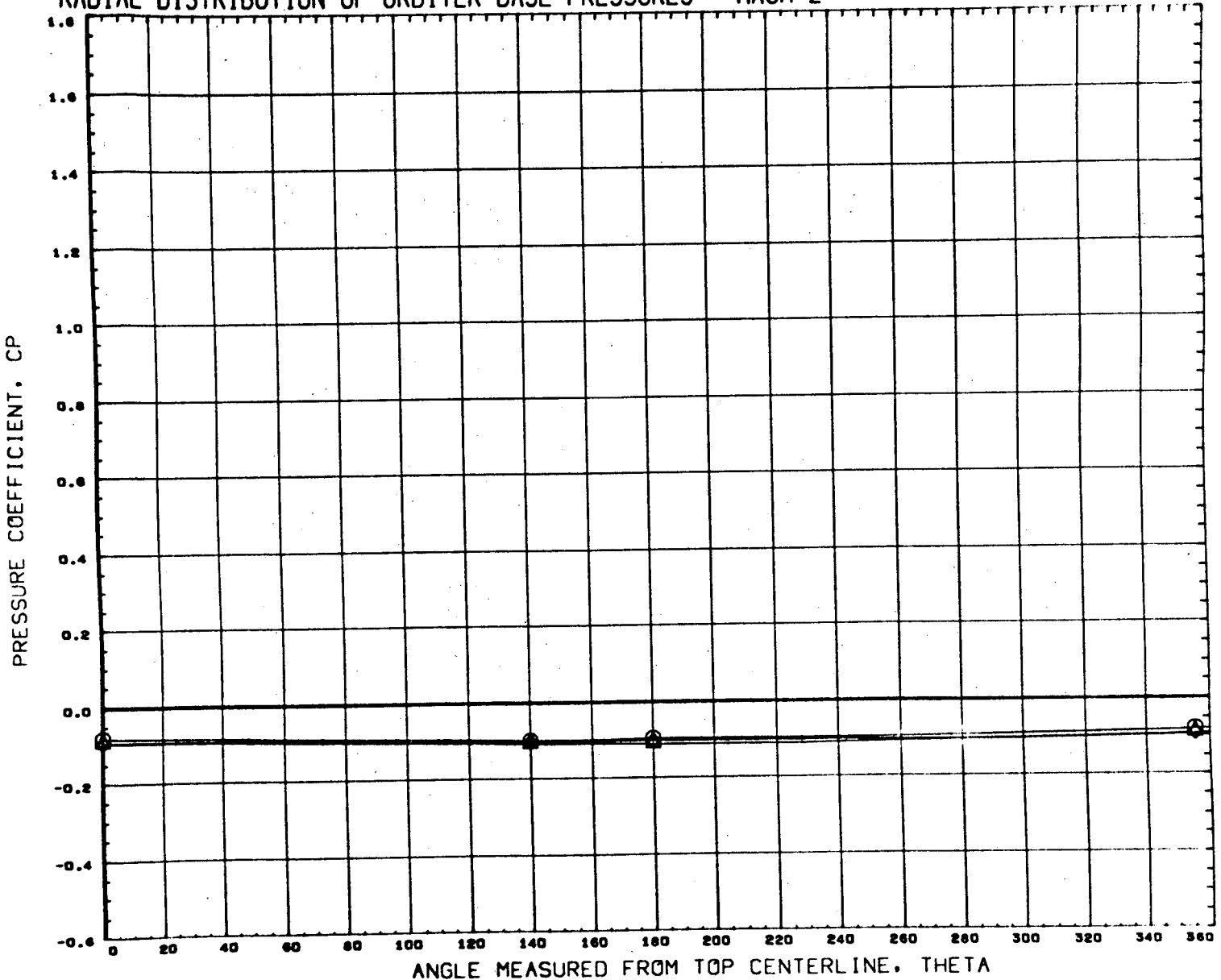
REFERENCE FILE

AEDC VA1163 MDAC ORBITER (BASE)

•IT8221•

PAGE 558

# RADIAL DISTRIBUTION OF ORBITER BASE PRESSURES - MACH 2

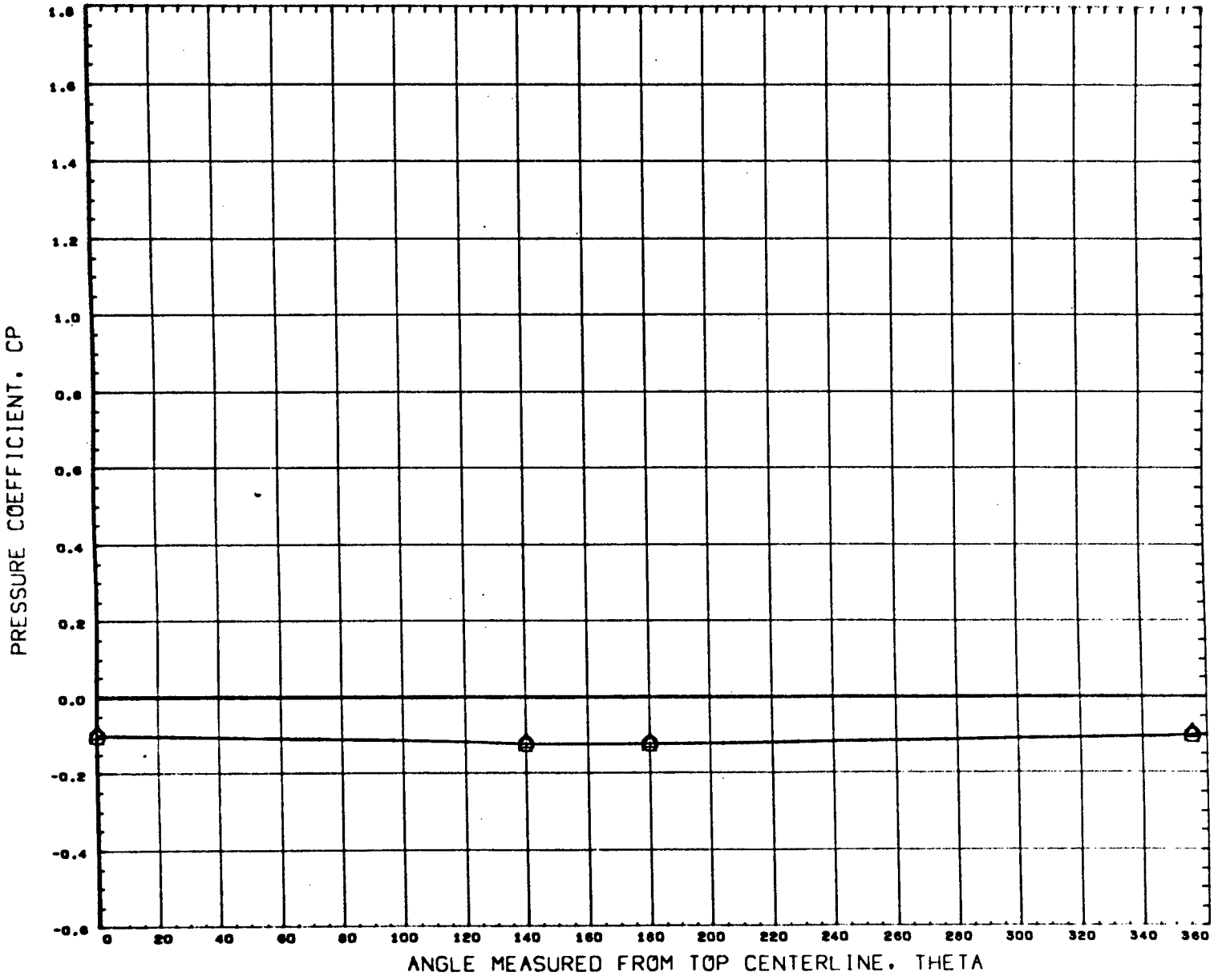


SYMBOL	DELTA X	X/L	DELTA Z
○	0.144	1.000	0.228
△	0.103		
◇	0.228		

PARAMETRIC VALUES			
ALPHA B	- 9.981	MACH	2.000
ALPHA I	0.000	ORBPOW	0.000
BSTPOW	0.000		

REFERENCE FILE

# RADIAL DISTRIBUTION OF ORBITER BASE PRESSURES - MACH 2



SYMBOL	DELTA X	X/L	DELTA Z
○	0.391	1.000	0.908
△	0.520		

PARAMETRIC VALUES			
ALPHAB	9.961	MACH	2.000
ALPHA I	0.000	ORBPOW	0.000
BSTPOW	0.000		

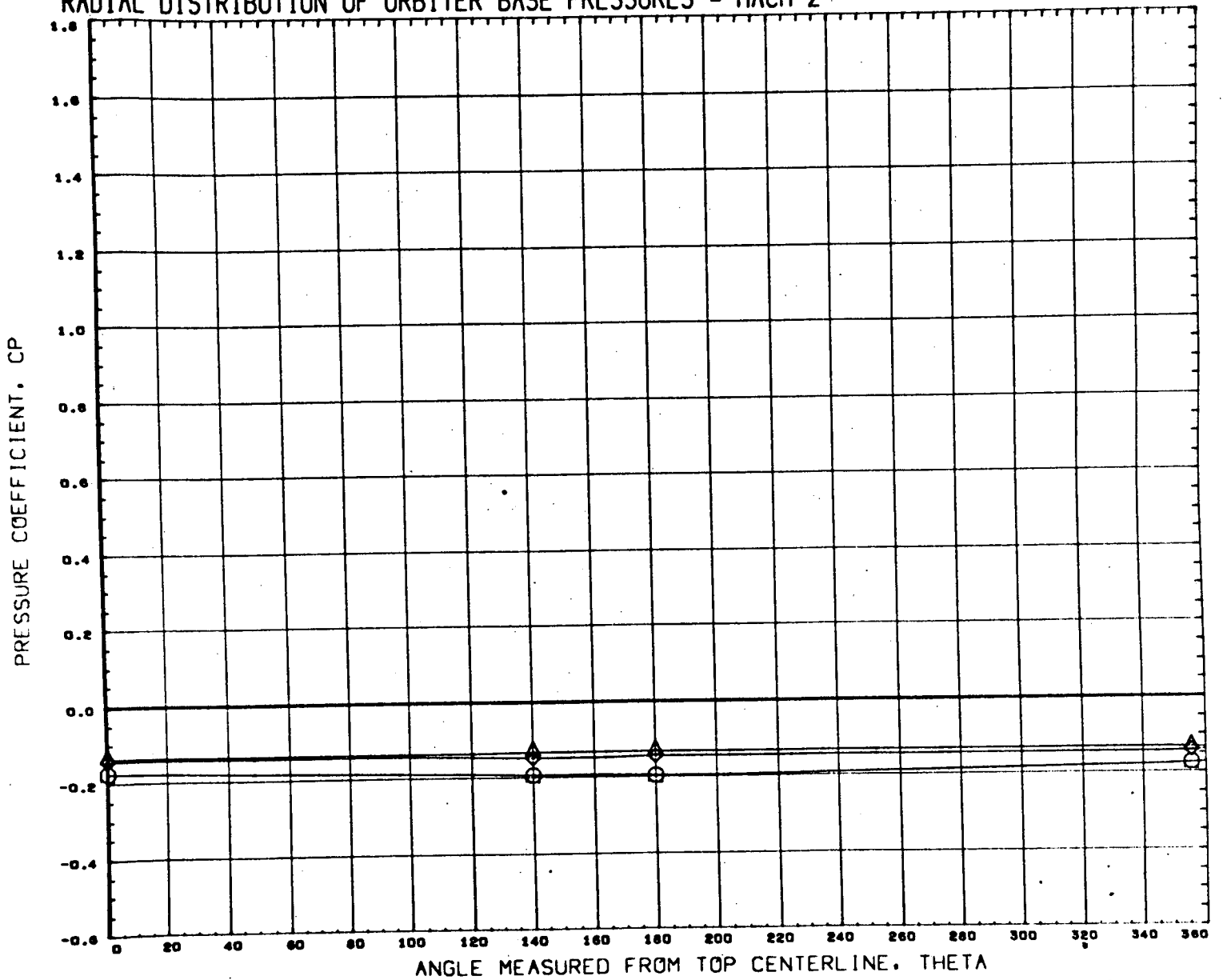
REFERENCE FILE

AEDC VA:163 MDAC ORBITER (BASE)

•IT8221•

PAGE 560

# RADIAL DISTRIBUTION OF ORBITER BASE PRESSURES - MACH 2



SYMBOL	DELTA X	X/L	DELTA Z
○	0.143	1.000	0.120
△	0.103		
◇	0.226		

PARAMETRIC VALUES			
ALPHA B	4.970	MACH	2.000
ALPHA I	0.000	ORBPOW	0.000
BSTPOW	0.000		

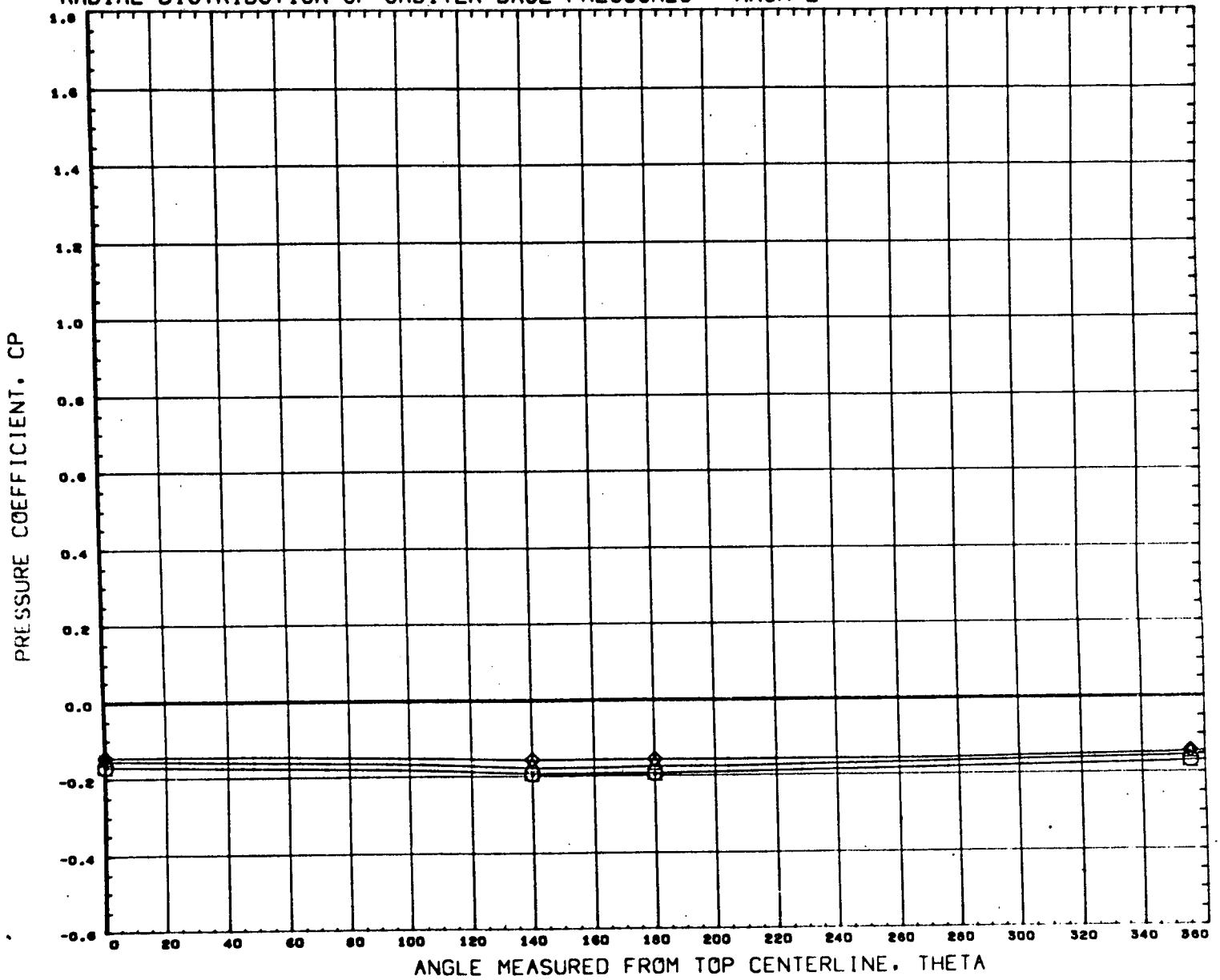
REFERENCE FILE

AEDC VA1163 MDAC ORBITER (BASE)

•IT8222•

PAGE 561

# RADIAL DISTRIBUTION OF ORBITER BASE PRESSURES - MACH 2



SYMBOL	DELTA X	X/L	DELTA Z
○	0.144	1.000	0.151
△	0.103		
◇	0.226		

PARAMETRIC VALUES			
ALPHA <sub>B</sub>	4.970	MACH	2.000
ALPHA <sub>I</sub>	0.000	ORSPOW	0.000
BSTPOW	0.000		

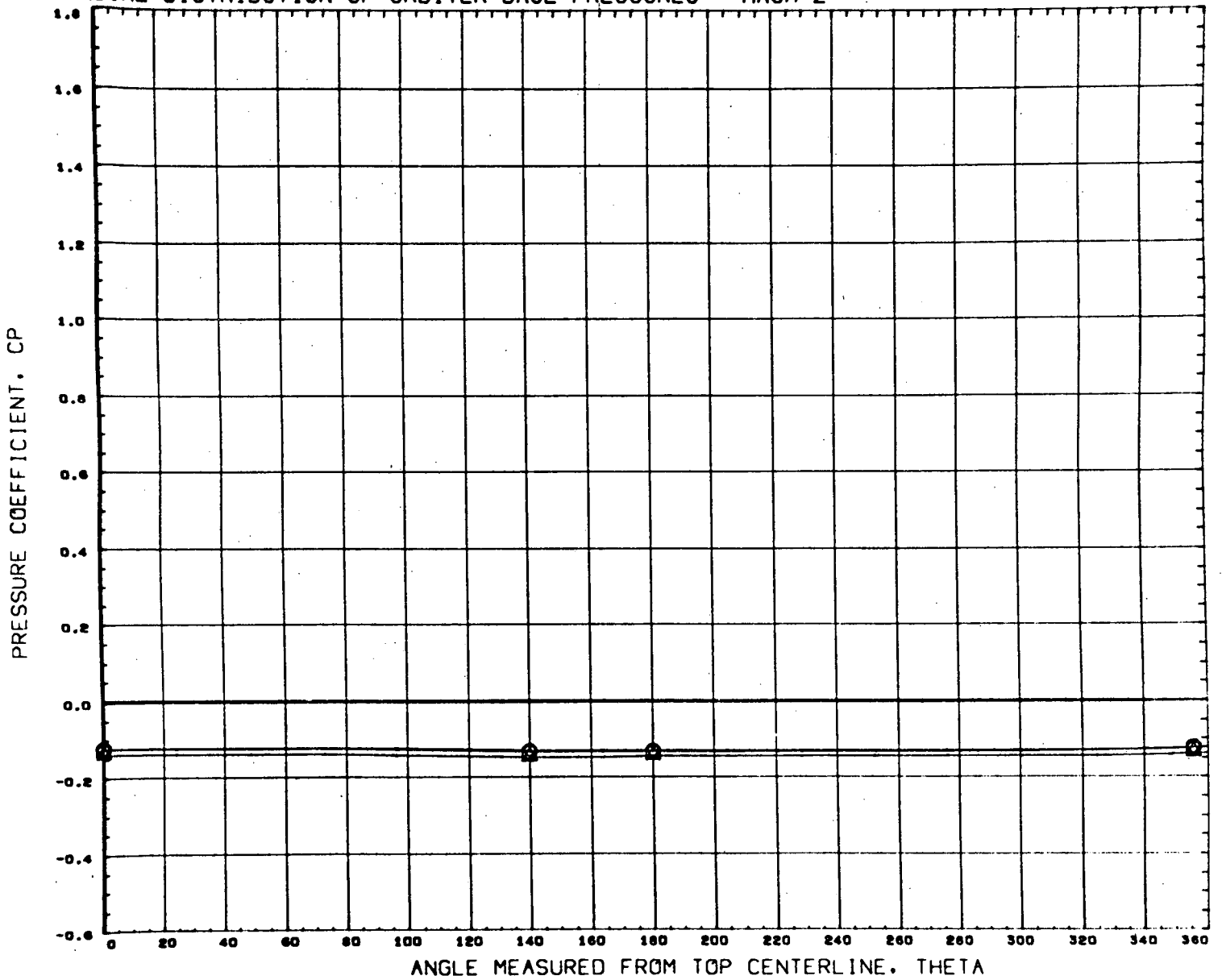
REFERENCE FILE

AEDC VA1163 MDAC ORBITER (BASE)

•IT8222•

PAGE 562

# RADIAL DISTRIBUTION OF ORBITER BASE PRESSURES - MACH 2

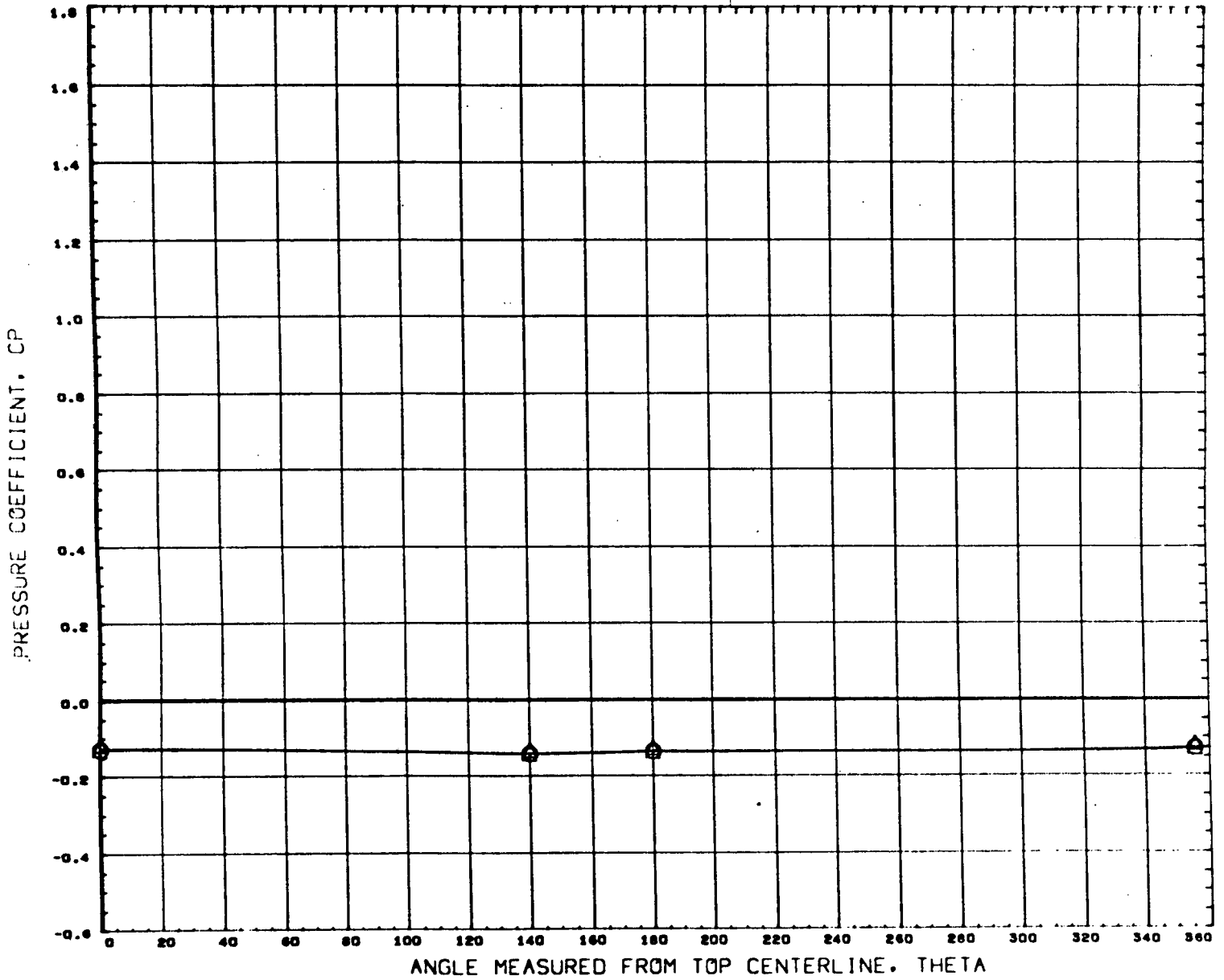


SYMBOL	DELTA X	X/L	DELTA Z
○	0.144	1.000	0.228
△	0.103		
◇	0.228		

PARAMETRIC VALUES			
ALPHAB	4.970	MACH	2.000
ALPHA I	0.000	ORBPOW	0.000
BSTPOW	0.000		

REFERENCE FILE

# RADIAL DISTRIBUTION OF ORBITER BASE PRESSURES - MACH 2



SYMBOL	DELTA X	X/L	DELTA Z
□	0.391	1.000	0.908
△	0.520		

PARAMETRIC VALUES			
ALPHAB	4.970	MACH	2.000
ALPHA1	0.000	ORBPOW	0.000
BSTPOW	0.000		

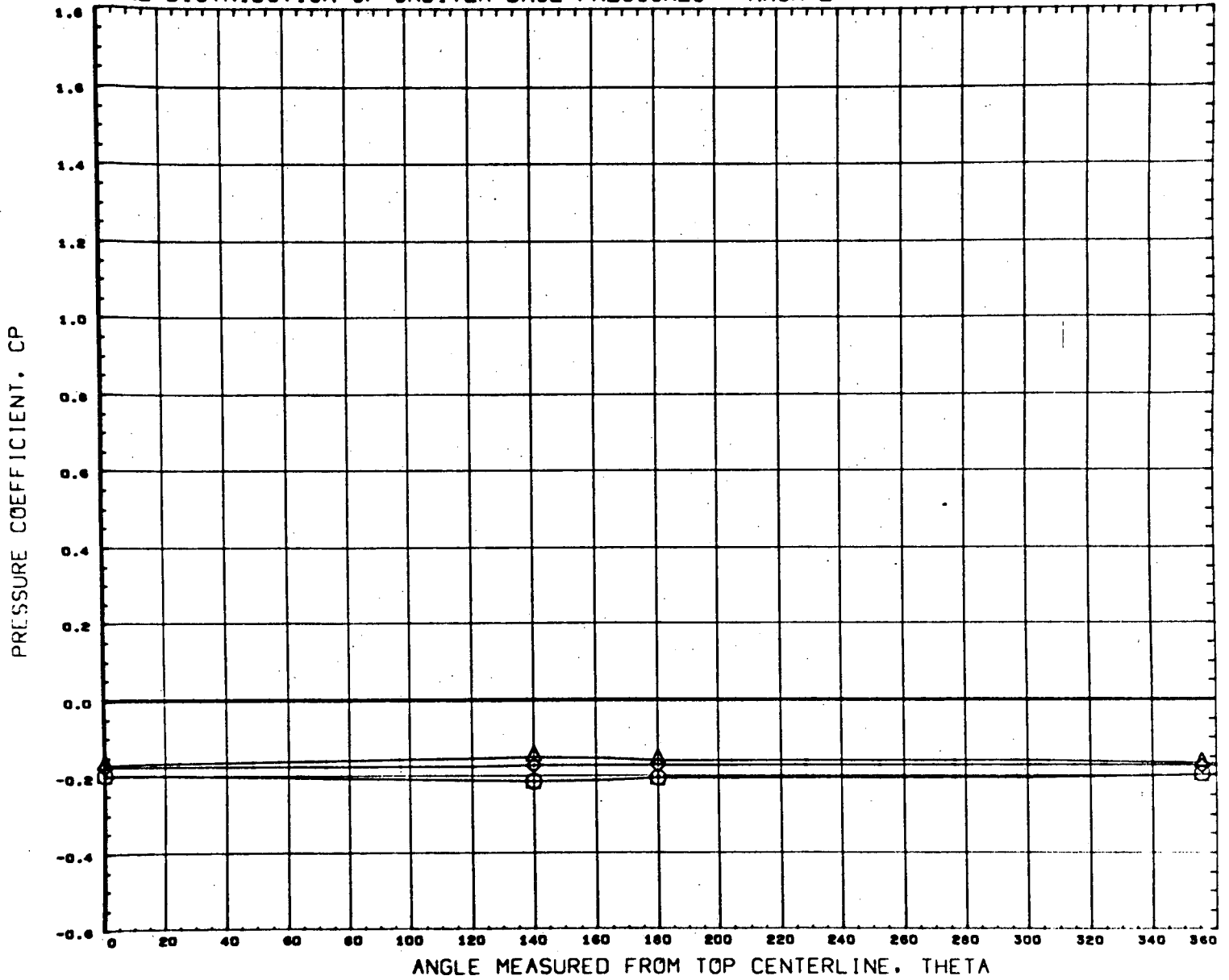
REFERENCE FILE

AEDC VA1163 MDAC ORBITER (BASE)

•1T8222•

PAGE 564

# RADIAL DISTRIBUTION OF ORBITER BASE PRESSURES - MACH 2



SYMBOL	DELTA X	X/L	DELTA Z
○	0.143	1.000	0.120
△	0.103		
◇	0.226		

PARAMETRIC VALUES			
ALPHA B	0.002	MACH	2.000
ALPHA I	0.000	ORBPOW	0.000
BSTPOW	0.000		

REFERENCE FILE

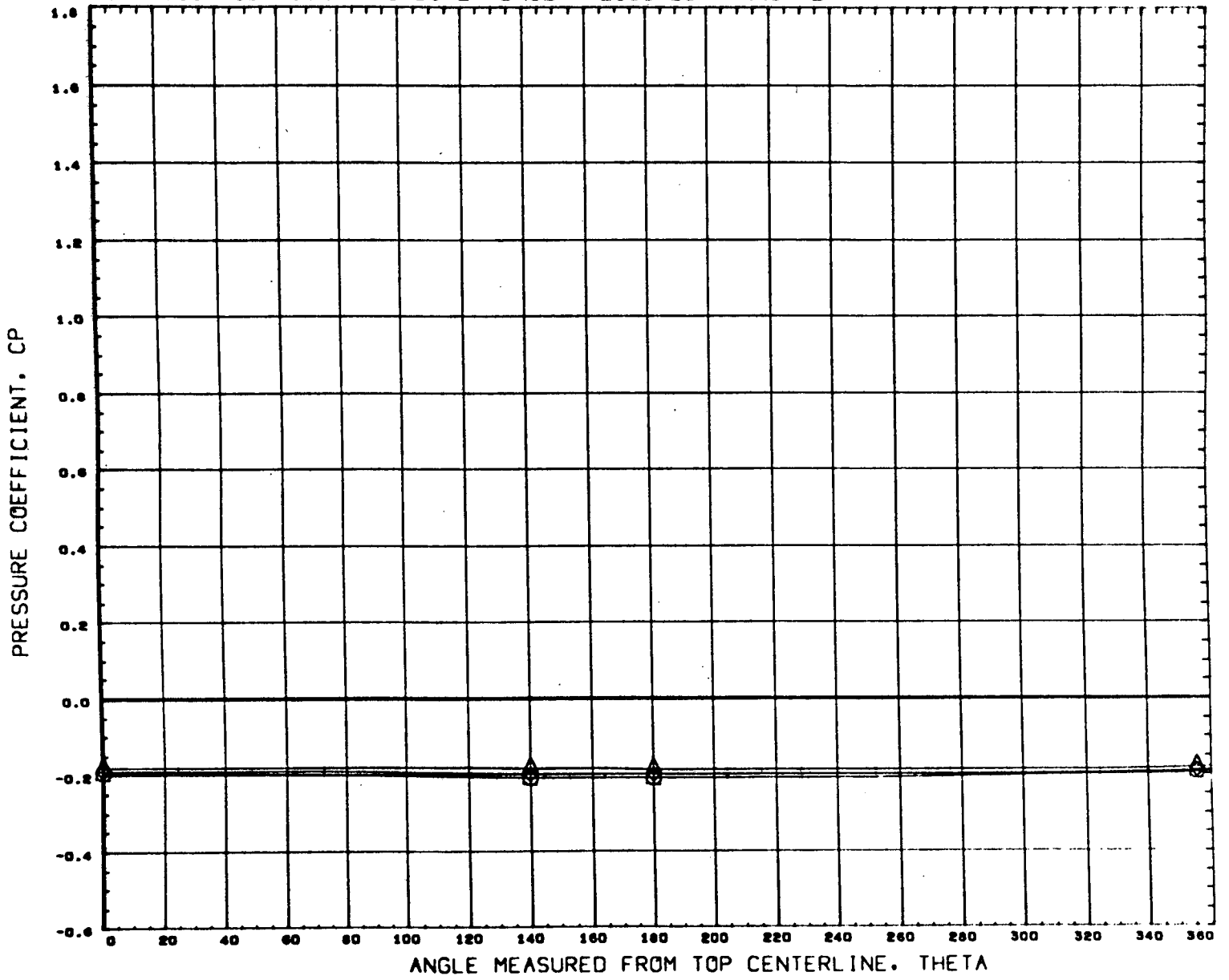
AEDC VA1163 MDAC ORBITER (BASE)

•IT8223•

PAGE 565



# RADIAL DISTRIBUTION OF ORBITER BASE PRESSURES - MACH 2

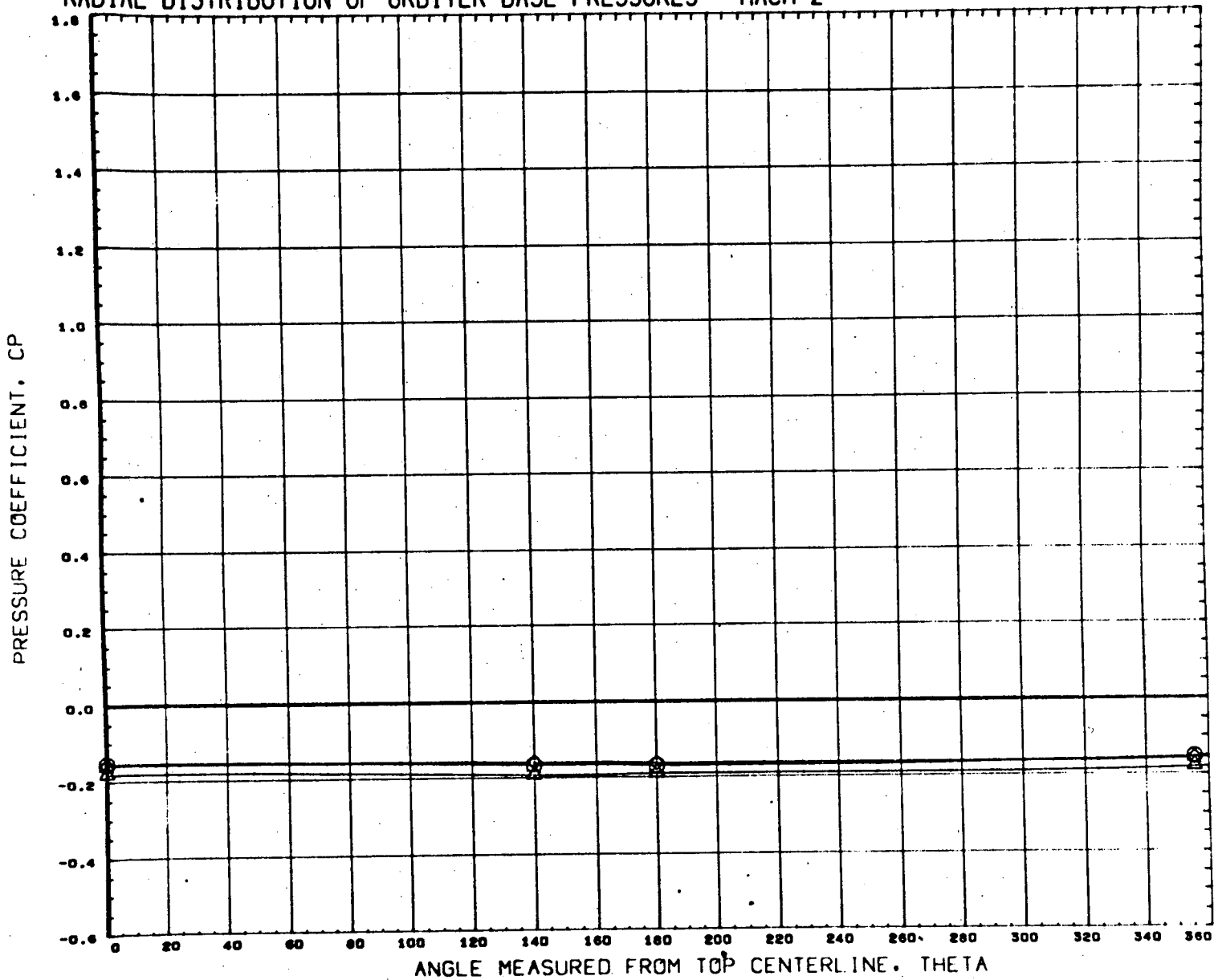


SYMBOL	DELTA X	X/L	DELTA Z
△	0.144	1.000	0.151
◇	0.103		
◇	0.226		

PARAMETRIC VALUES			
ALPHAB	0.002	MACH	2.000
ALPHA1	0.000	ORSPOW	0.000
BSTPOW	0.000		

REFERENCE FILE

# RADIAL DISTRIBUTION OF ORBITER BASE PRESSURES - MACH 2

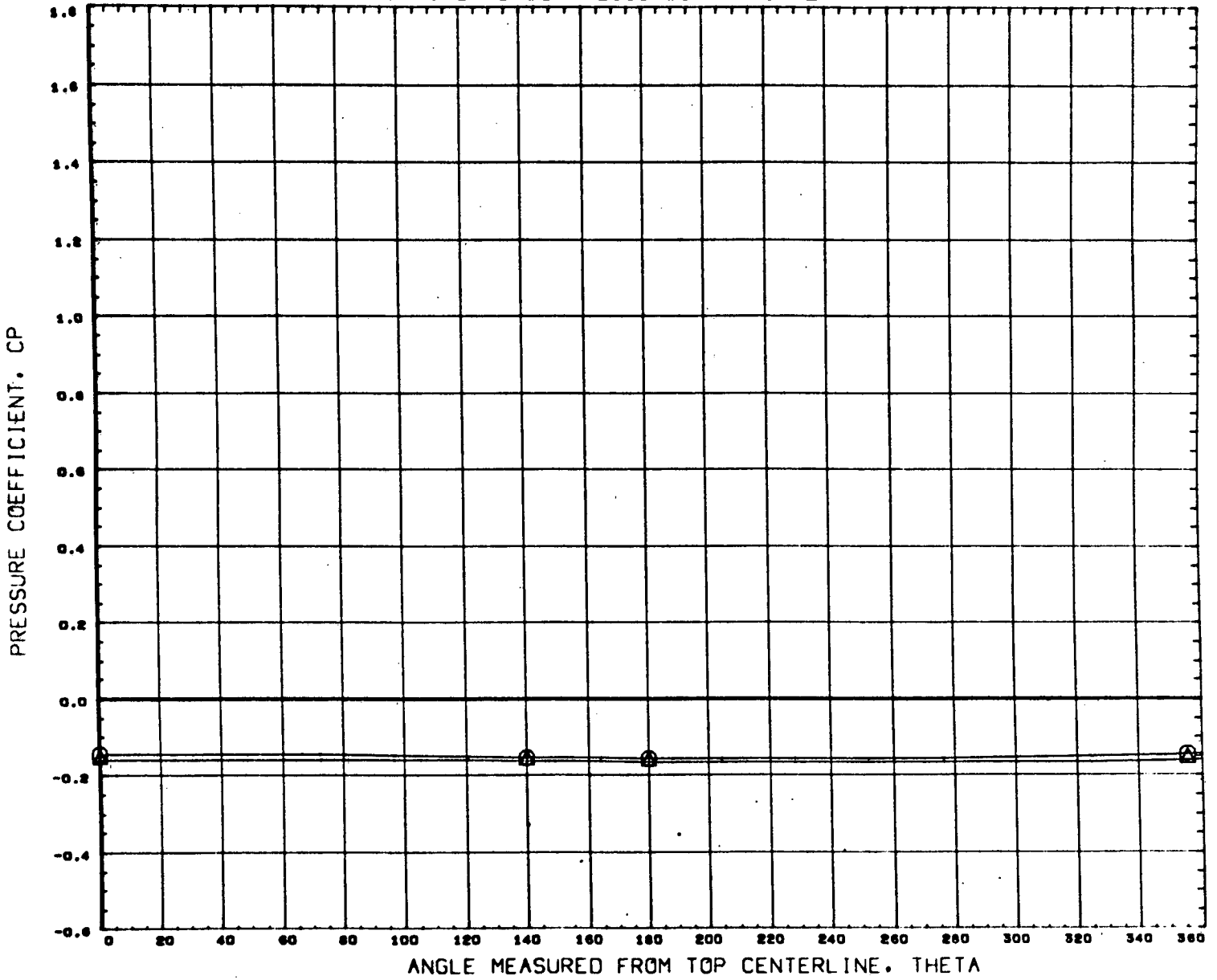


SYMBOL	DELTA X	X/L	DELTA Z
○	0.144	1.000	0.226
△	0.103		
◇	0.226		

PARAMETRIC VALUES			
ALPHAB	0.002	MACH	2.000
ALPHA1	0.000	ORBPOW	0.000
BSTPOW	0.000		

REFERENCE FILE

# RADIAL DISTRIBUTION OF ORBITER BASE PRESSURES - MACH 2



SYMBOL	DELTA X	X/L	DELTA Z
○	0.391	1.000	0.900
△	0.520		

PARAMETRIC VALUES			
ALPHAS	0.002	MACH	2.000
ALPHA1	0.000	ORBPOW	0.000
BSTPOW	0.000		

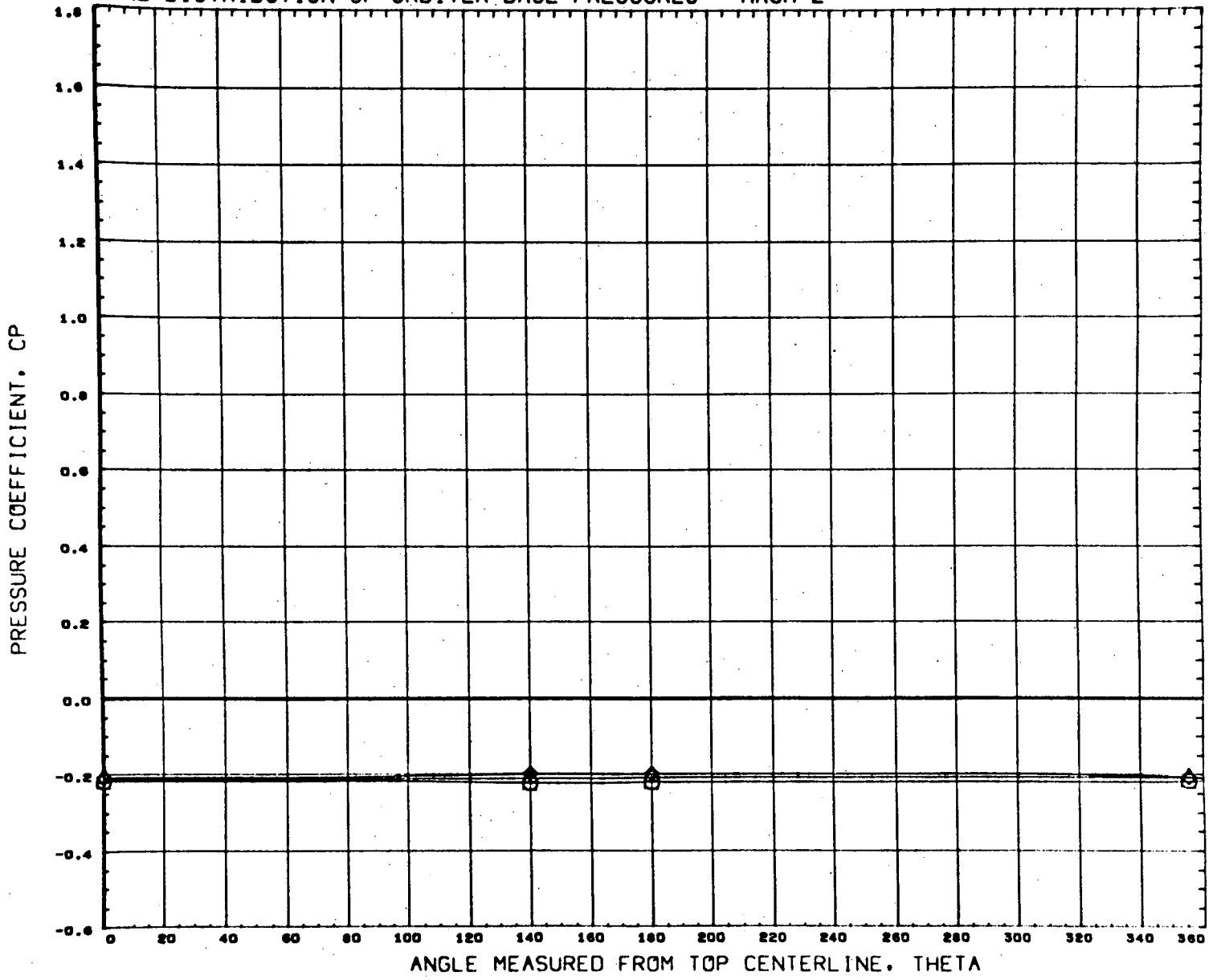
REFERENCE FILE

AEDC VA1163 MDAC ORBITER (BASE)

•IT8223•

PAGE 568

# RADIAL DISTRIBUTION OF ORBITER BASE PRESSURES - MACH 2

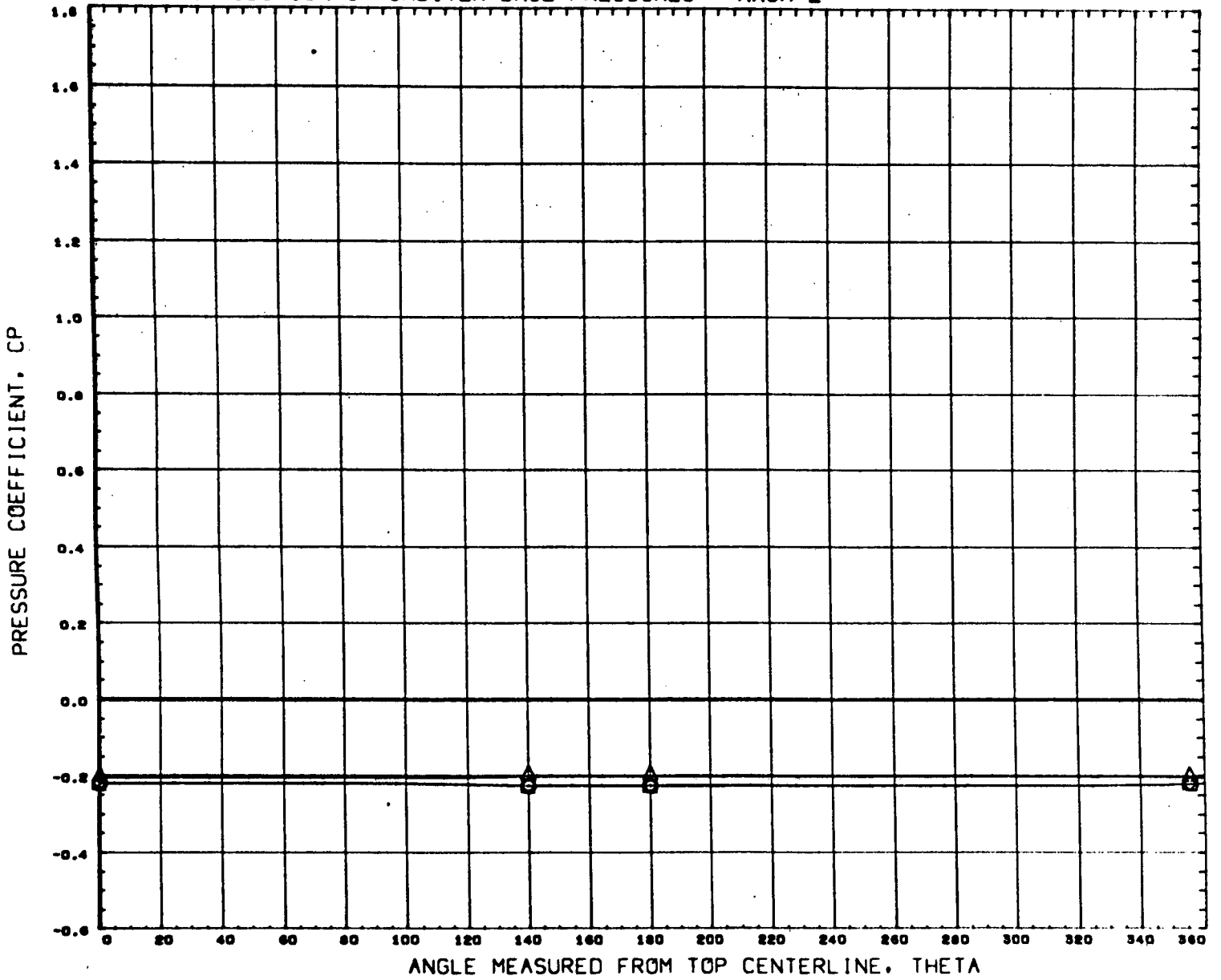


SYMBOL	DELTA X	X/L	DELTA Z
○	0.143	1.000	0.120
△	0.103		
◇	0.226		

PARAMETRIC VALUES		
ALPHA B	9.009	MACH 2.000
ALPHA I	0.000	ORBPOW 0.000
BSTPOW	0.000	

REFERENCE FILE

# RADIAL DISTRIBUTION OF ORBITER BASE PRESSURES - MACH 2

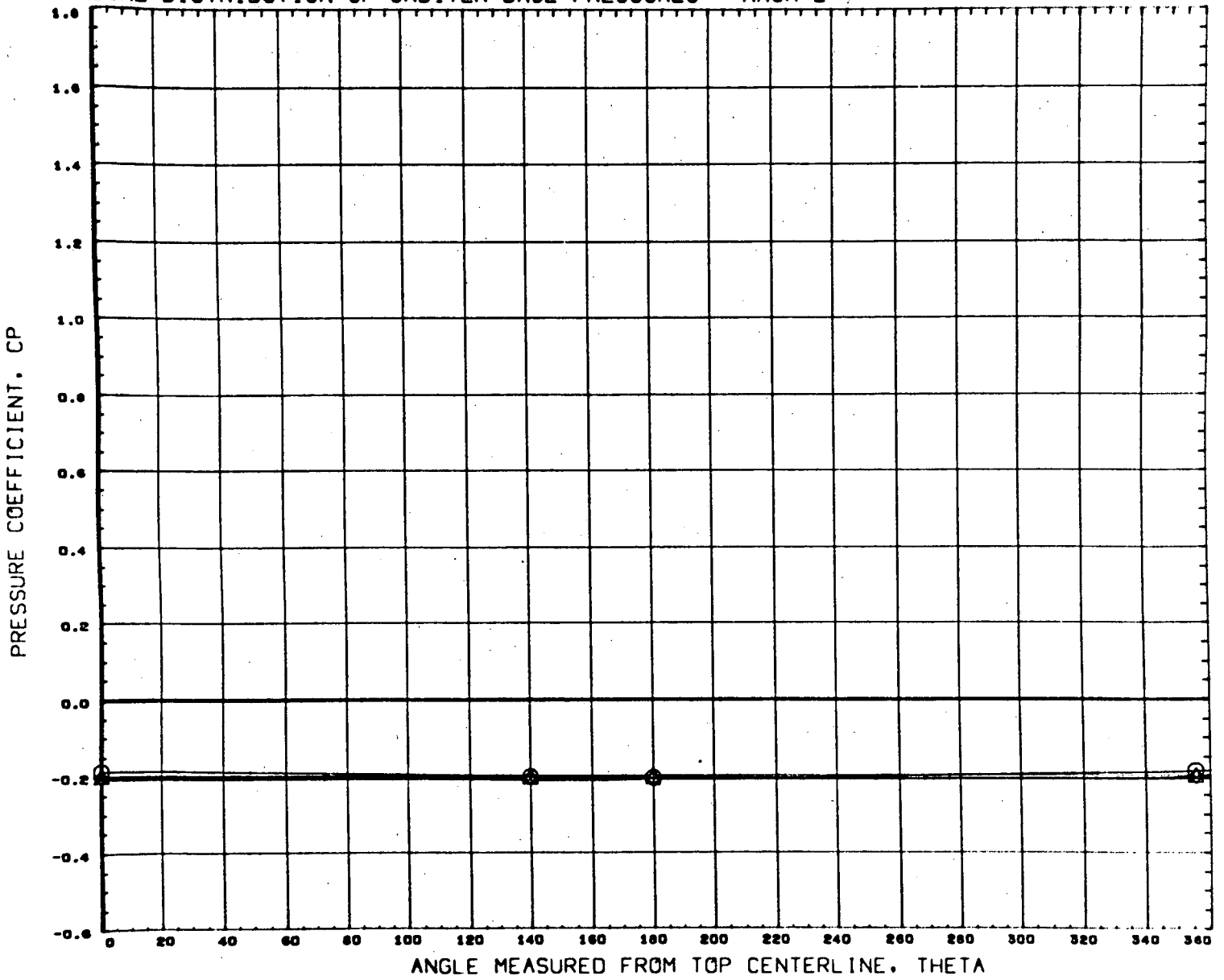


SYMBOL	DELTA X	X/L	DELTA Z
○	0.144	1.000	0.151
△	0.103		
◇	0.226		

PARAMETRIC VALUES			
ALPHAB	5.000	MACH	2.000
ALPHA1	0.000	ORBPOW	0.000
BSTPOW	0.000		

REFERENCE FILE

# RADIAL DISTRIBUTION OF ORBITER BASE PRESSURES - MACH 2



SYMBOL	DELTA X	X/L	DELTA Z
○	0.144	1.000	0.226
△	0.103		
◇	0.226		

PARAMETRIC VALUES			
ALPHAB	5.009	MACH	2.000
ALPHAI	0.000	ORSPW	0.000
BSTPCW	0.000		

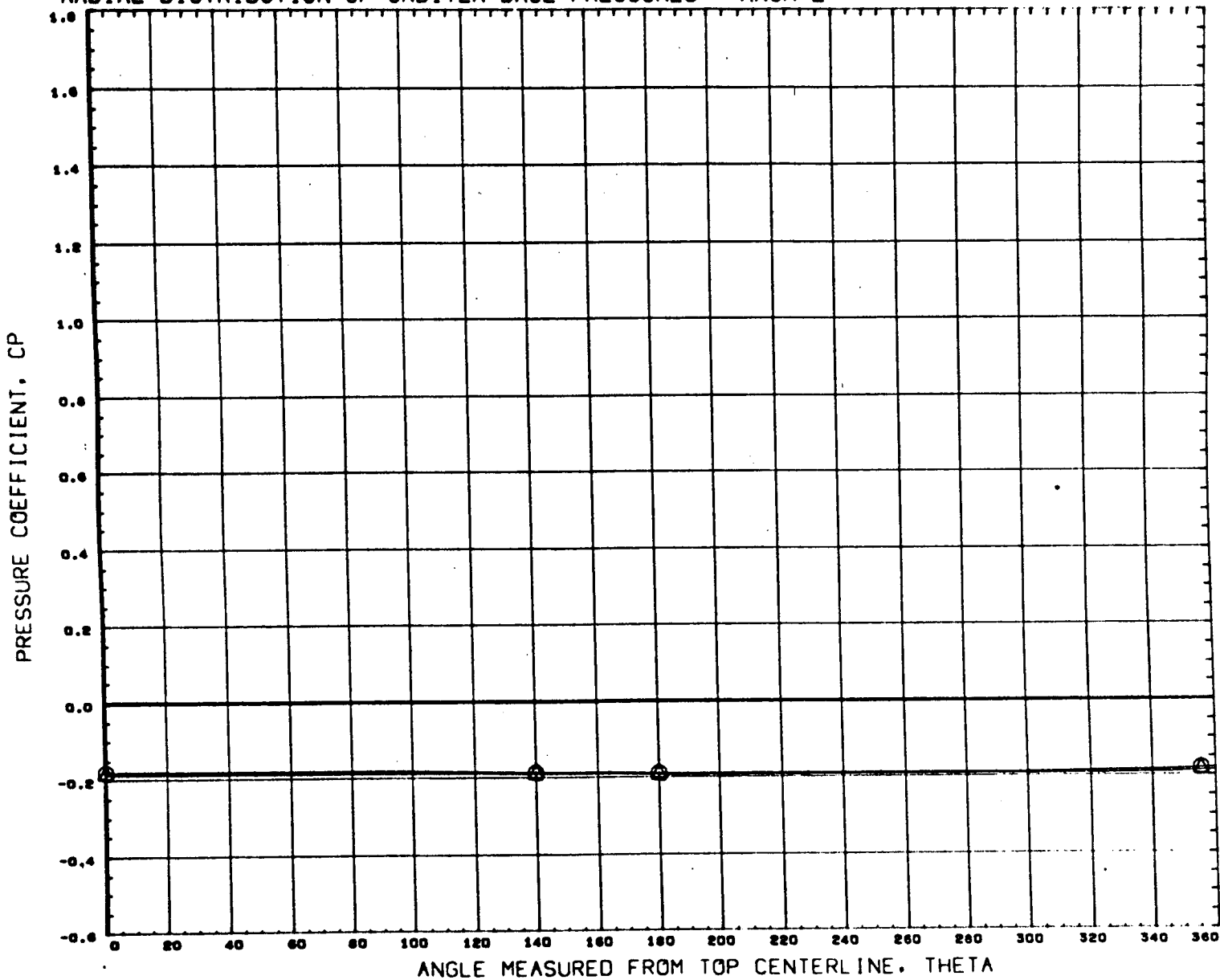
REFERENCE FILE

AEDC VA1163 MDAC ORBITER (BASE)

•1T8224•

PAGE 571

# RADIAL DISTRIBUTION OF ORBITER BASE PRESSURES - MACH 2



SYMBOL	DELTA X	X/L	DELTA Z
○	0.391	1.000	0.908
△	0.528		

PARAMETRIC VALUES			
ALPHA B	3.009	MACH	2.000
ALPHA I	0.000	ORBPOW	0.000
BSTPOW	0.000		

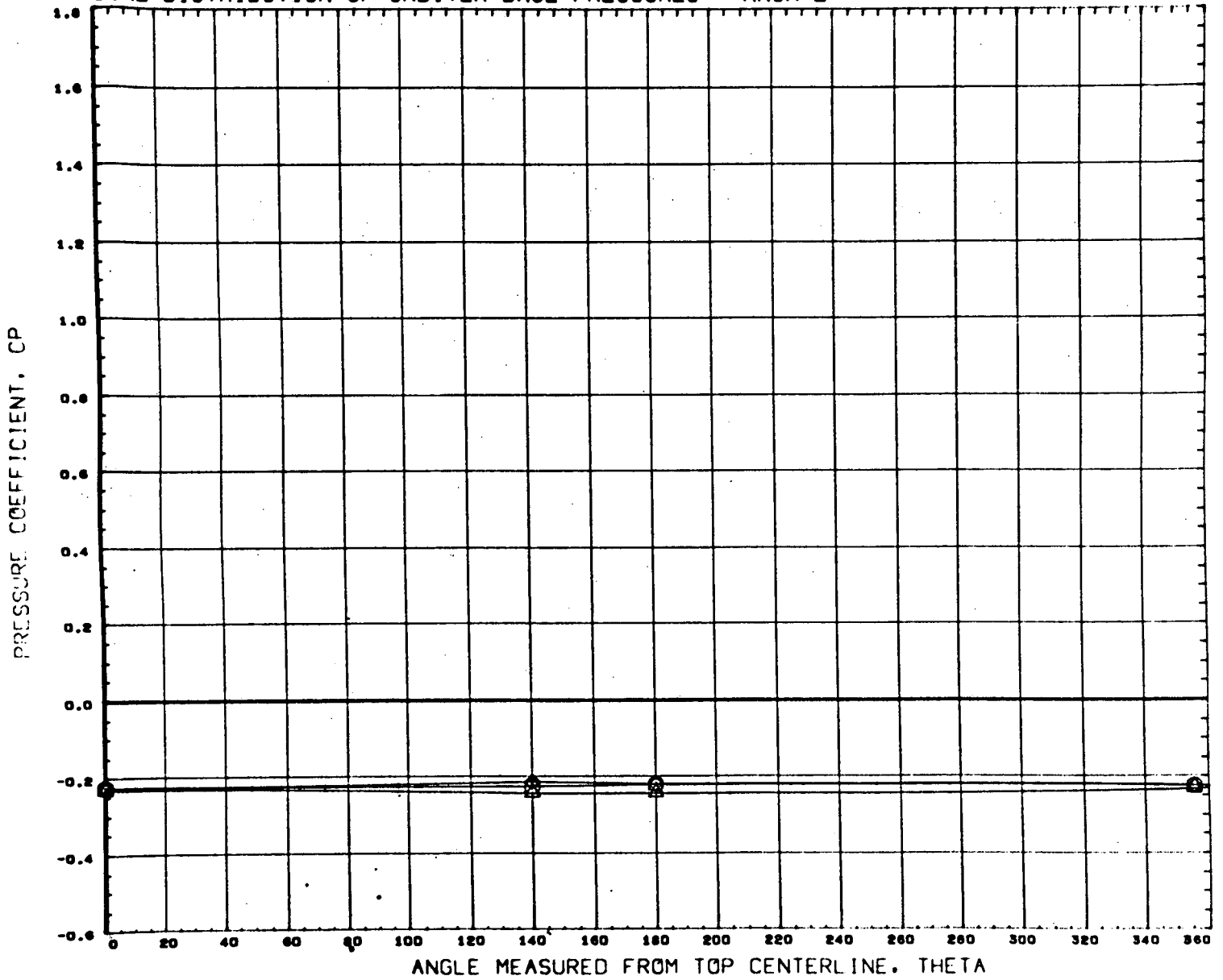
REFERENCE FILE

AEDC VA1163 MDAC ORBITER (BASE)

•IT8224•

PAGE 572

# RADIAL DISTRIBUTION OF ORBITER BASE PRESSURES - MACH 2



SYMBOL	DELTA X	X/L	DELTA Z
○	0.143	1.000	0.120
△	0.103		
◇	0.226		

PARAMETRIC VALUES			
ALPHAB	10.002	MACH	2.000
ALPHA1	0.000	ORBPOW	0.000
BSTPOW	0.000		

REFERENCE FILE

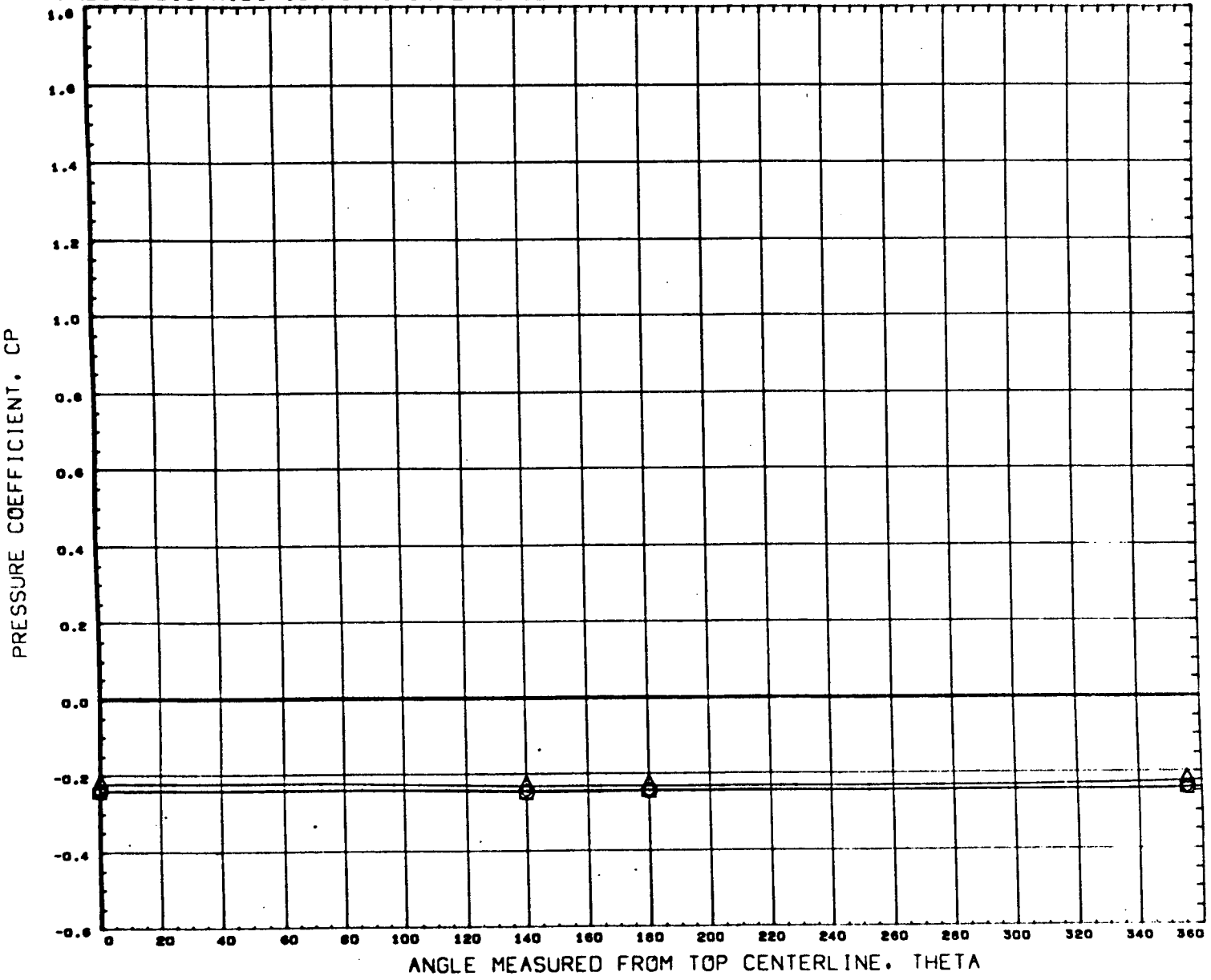
AEDC VA1163 MDAC ORBITER (BASE)

•IT8225•

PAGE 573



# RADIAL DISTRIBUTION OF ORBITER BASE PRESSURES - MACH 2

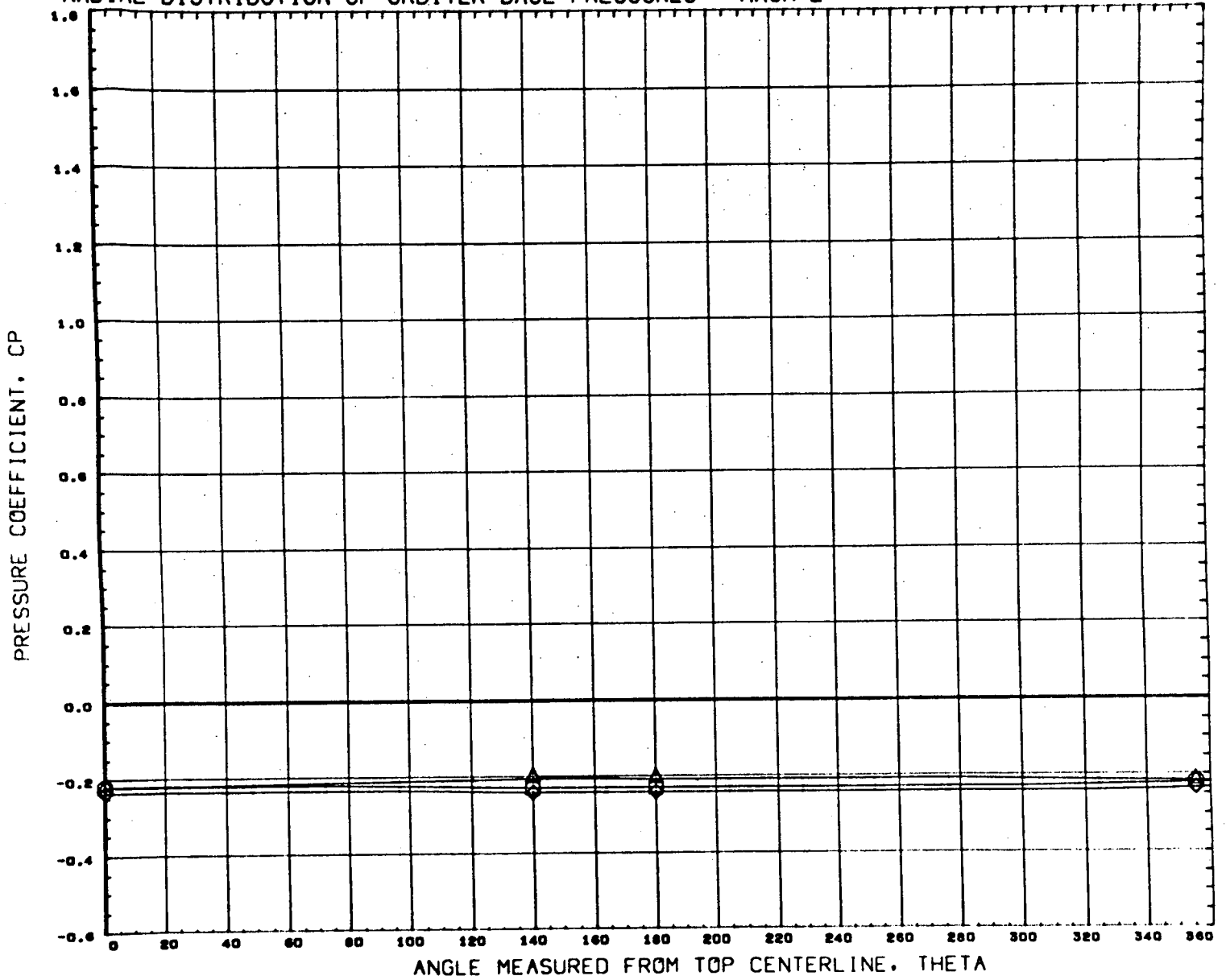


SYMBOL	DELTA X	X/L	DELTA Z
○	0.144	1.000	0.151
△	0.103		
◇	0.226		

PARAMETRIC VALUES			
ALPHAB	10.002	MACH	2.000
ALPHA1	0.000	ORBPOW	0.000
BSTPOW	0.000		

REFERENCE FILE

# RADIAL DISTRIBUTION OF ORBITER BASE PRESSURES - MACH 2

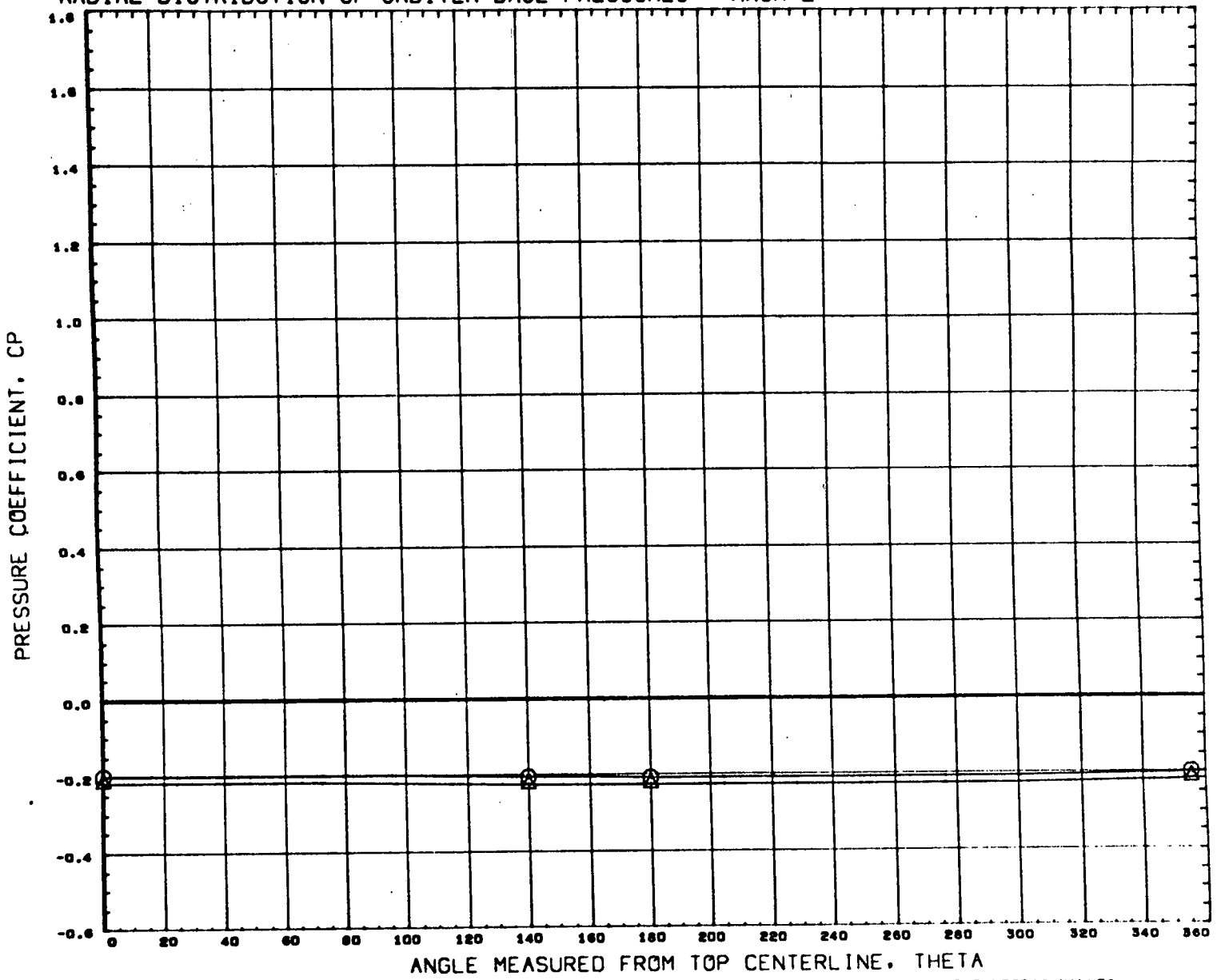


SYMBOL	DELTA X	X/L	DELTA Z
○	0.144	1.000	0.229
△	0.103		
◇	0.226		

PARAMETRIC VALUES			
ALPHA B	10.002	MACH	2.000
ALPHA I	0.000	ORBPOW	0.000
BSTPOW	0.000		

REFERENCE FILE

# RADIAL DISTRIBUTION OF ORBITER BASE PRESSURES - MACH 2



SYMBOL	DELTA X	X/L	DELTA Z
○	0.300	1.000	0.000
△	0.520		

PARAMETRIC VALUES			
ALPHAS	10.002	MACH	2.000
ALPHA I	0.000	ORSPOW	0.000
BSTPOW	0.000		

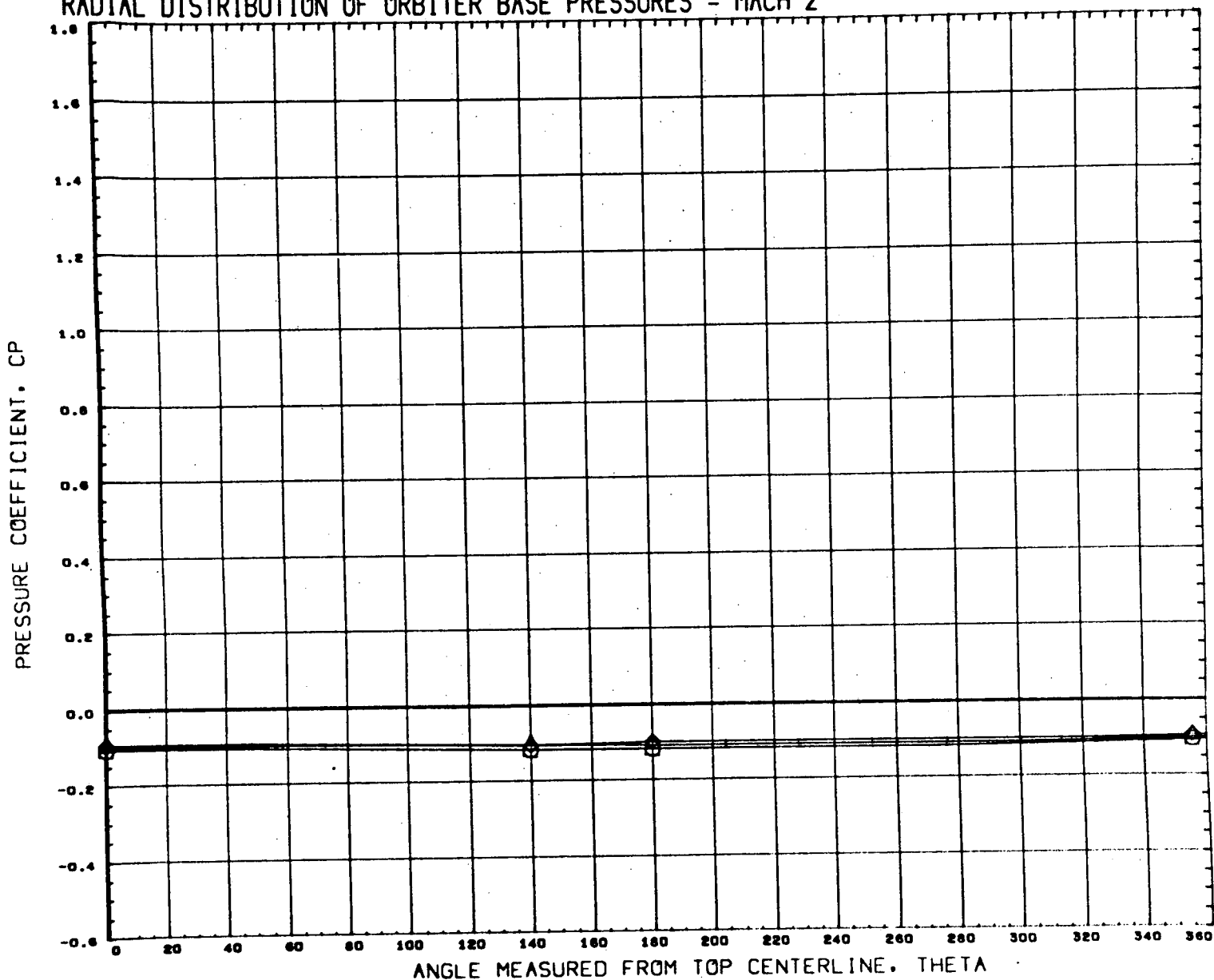
REFERENCE FILE

AEDC VA1163 MDAC ORBITER (BASE)

•IT8225•

PAGE 576

# RADIAL DISTRIBUTION OF ORBITER BASE PRESSURES - MACH 2



SYMBOL	DELTA X	X/L	DELTA Z
○	0.041	1.000	0.105
△	0.103		
◇	0.165		

PARAMETRIC VALUES			
ALPHAB	- 9.980	MACH	2.000
ALPHAT	0.000	ORBPOW	0.000
BSTPOW	0.000		

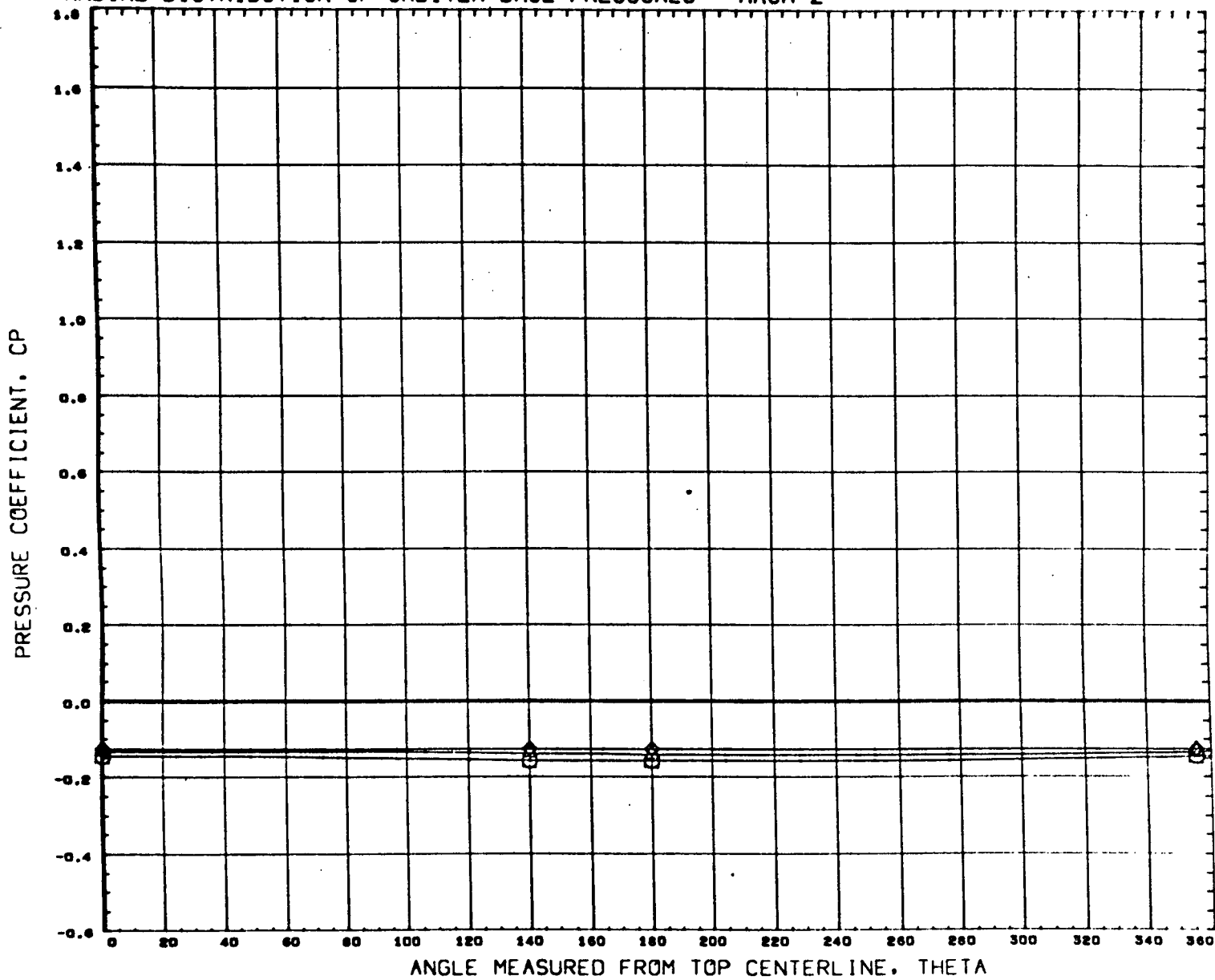
REFERENCE FILE

AEDC VA1163 MDAC ORBITER (BASE)

•IT8231•

PAGE 577

# RADIAL DISTRIBUTION OF ORBITER BASE PRESSURES - MACH 2



SYMBOL	DELTA X	X/L	DELTA Z
○	0.041	1.000	0.105
△	0.105		
◇	0.165		

PARAMETRIC VALUES			
ALPHAB	- 4.966	MACH	2.000
ALPHA1	0.000	ORBPOW	0.000
BSTPOW	0.000		

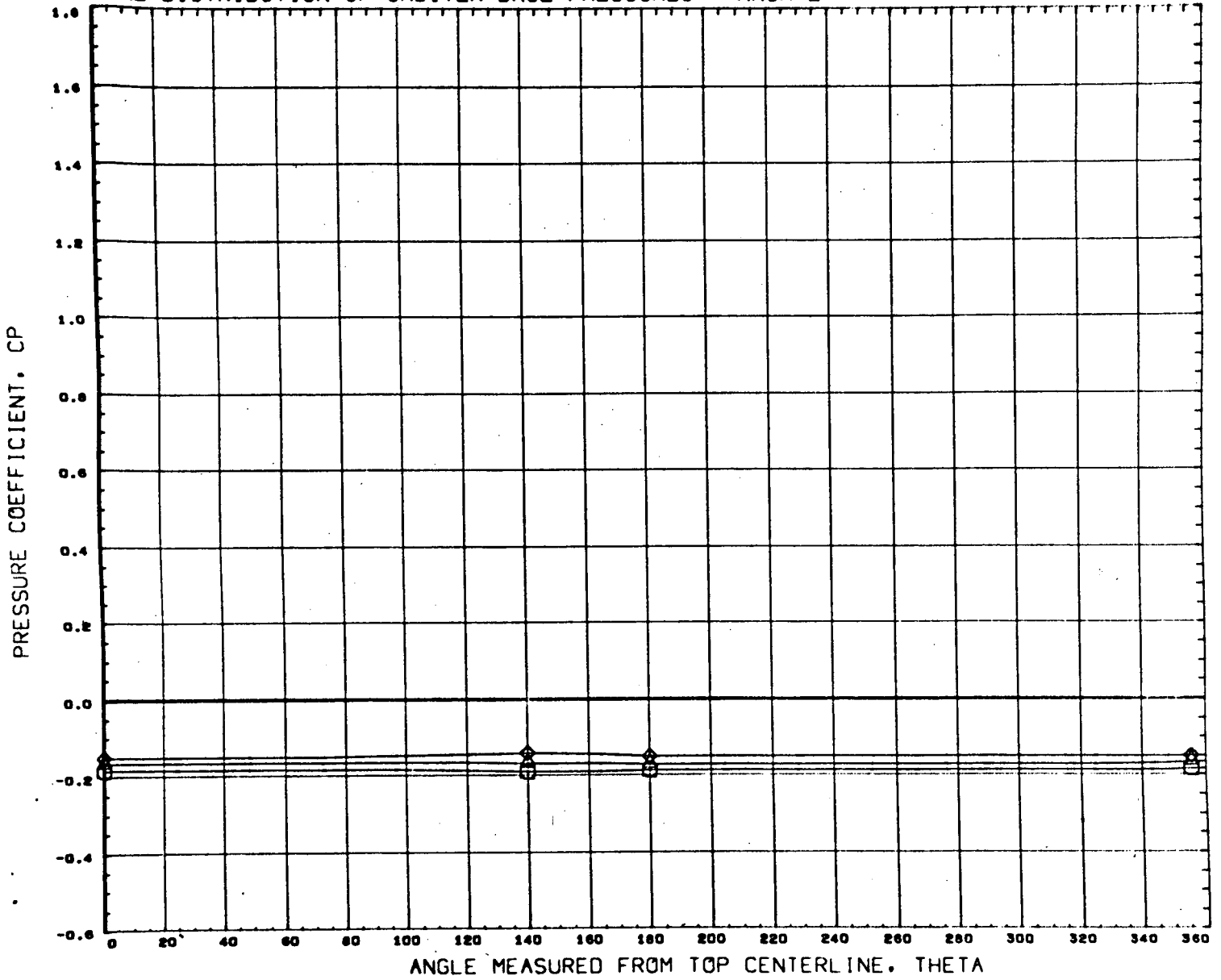
REFERENCE FILE

AEDC VA1163 MDAC ORBITER (BASE)

•IT8232•

PAGE 578

# RADIAL DISTRIBUTION OF ORBITER BASE PRESSURES - MACH 2



SYMBOL	DELTA X	X/L	DELTA Z
○	0.041	1.000	0.105
△	0.103		
◇	0.165		

PARAMETRIC VALUES			
ALPHAB	0.000	MACH	2.000
ALPHA I	0.000	ORBPOW	0.000
BSTPOW	0.000		

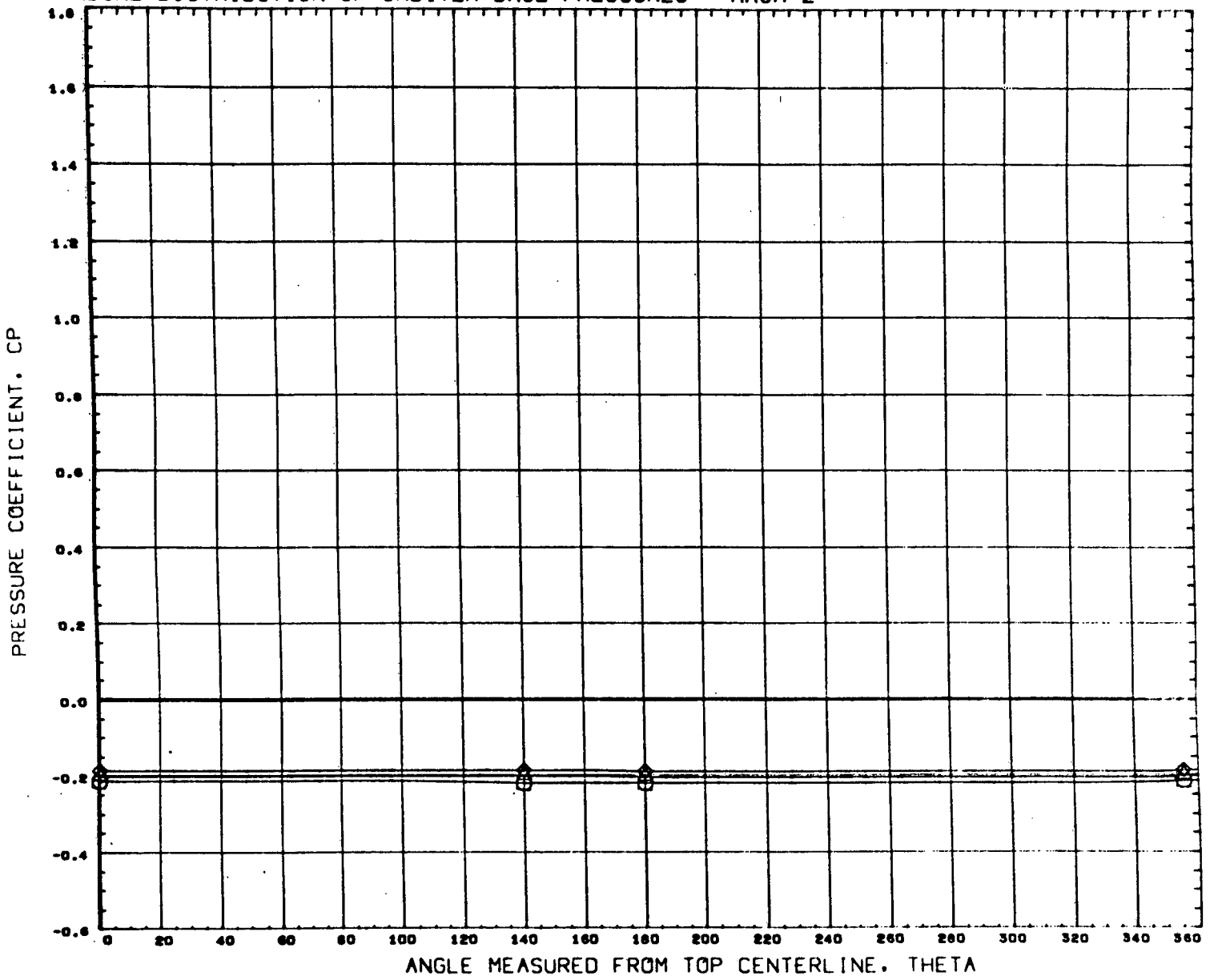
REFERENCE FILE

AEDC VA1163 MDAC ORBITER (BASE)

•IT8233•

PAGE 579

# RADIAL DISTRIBUTION OF ORBITER BASE PRESSURES - MACH 2



SYMBOL	DELTA X	X/L	DELTA Z	PARAMETRIC VALUES			
○	0.041	1.000	0.105	ALPHAB	5.033	MACH	2.000
△	0.105			ALPHAI	0.000	ORSPOW	0.000
◇	0.165			BSTPOW	0.000		

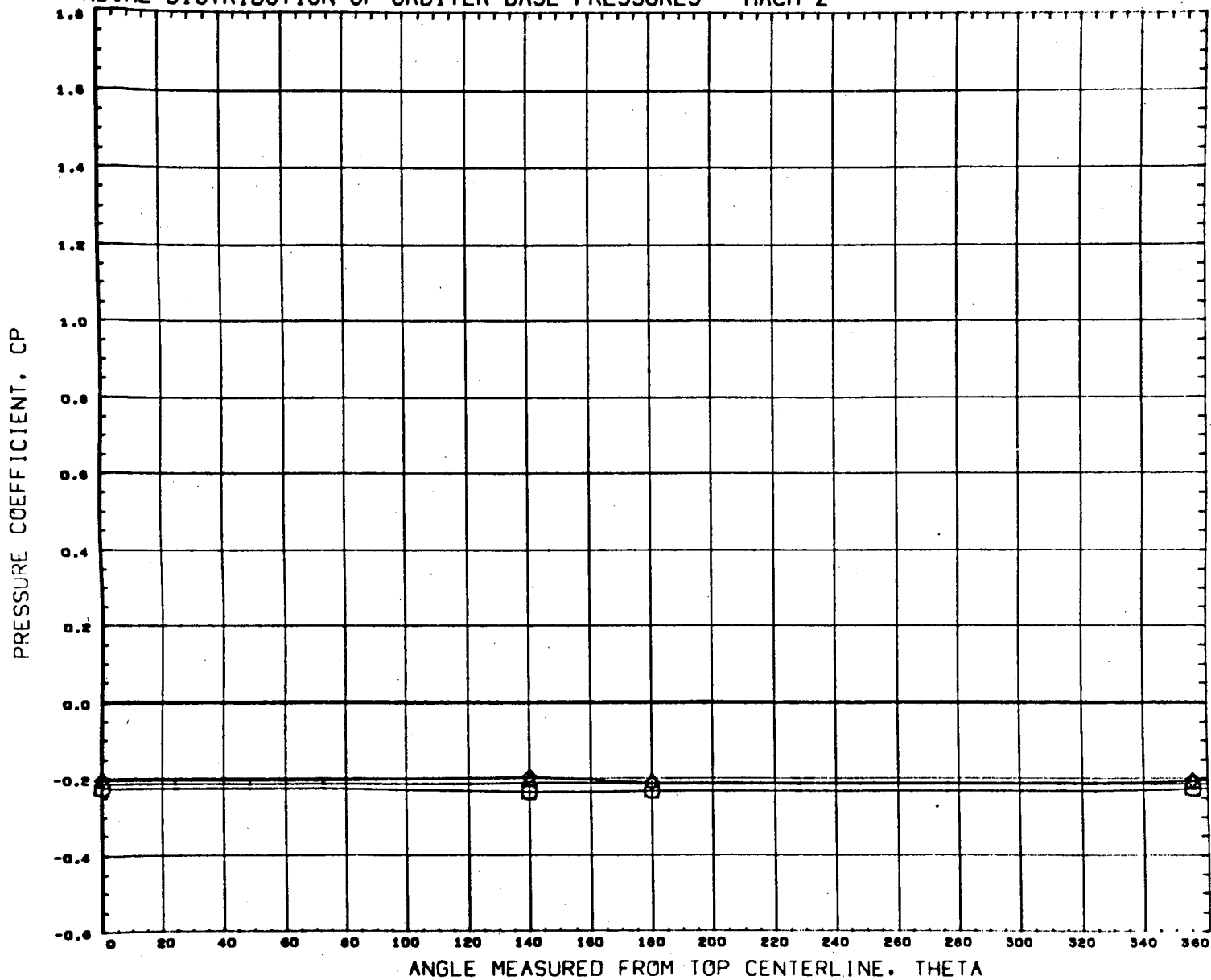
REFERENCE FILE

AEDC VA1163 MDAC ORBITER (BASE)

•IT8234•

PAGE 580

# RADIAL DISTRIBUTION OF ORBITER BASE PRESSURES - MACH 2



SYMBOL	DELTA X	X/L	DELTA Z
○	0.041	1.000	0.105
△	0.103		
◇	0.165		

PARAMETRIC VALUES			
ALPHAB	9.996	MACH	2.000
ALPHA1	0.000	ORBPOW	0.000
BSTPOW	0.000		

REFERENCE FILE

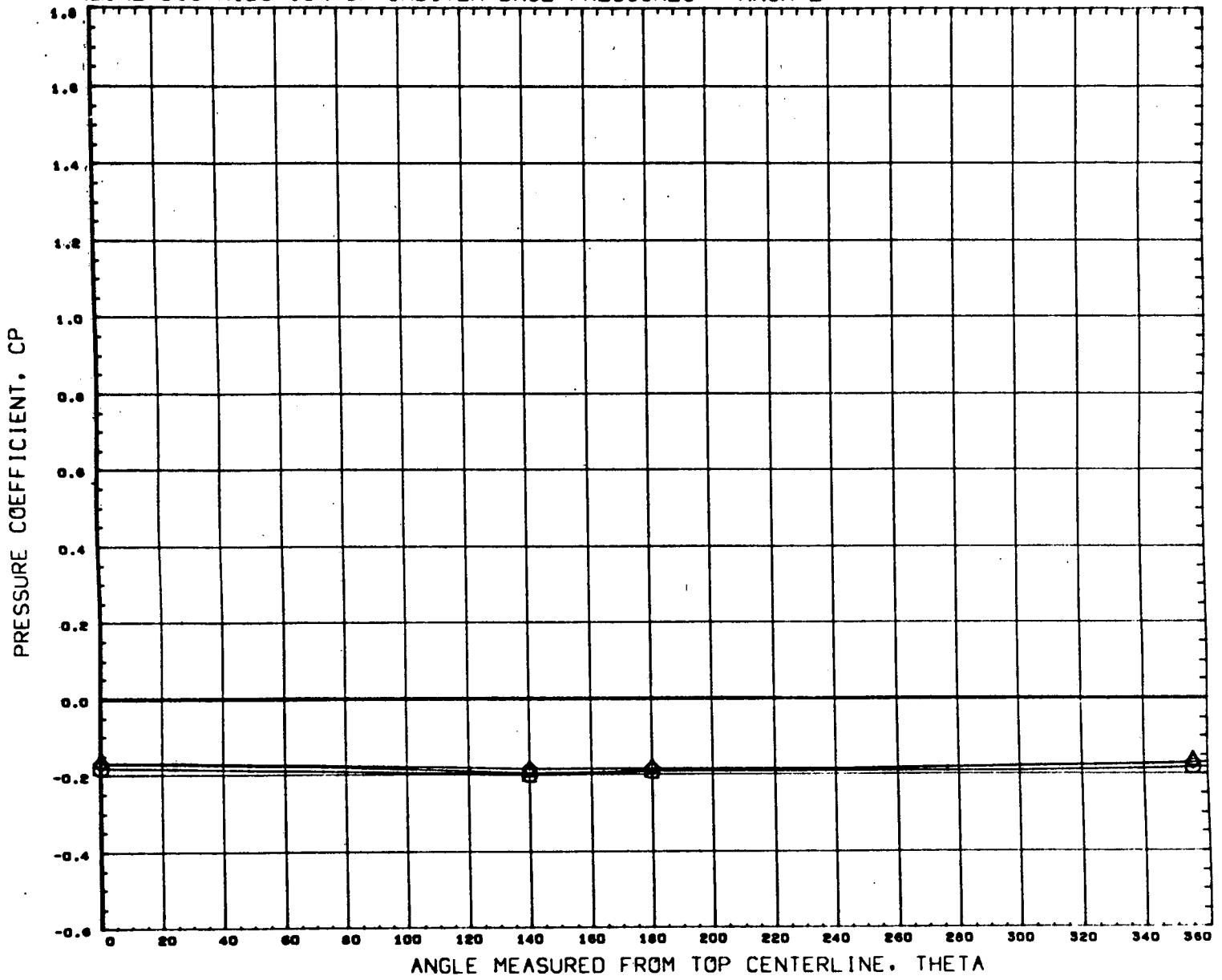
AEDC VA1163 MDAC ORBITER (BASE)

•IT8235•

PAGE 581



# RADIAL DISTRIBUTION OF ORBITER BASE PRESSURES - MACH 2



SYMBOL	DELTA X	X/L	DELTA Z
○	0.143	1.000	0.131
△	0.103		
◇	0.226		

PARAMETRIC VALUES			
ALPHAB	4.926	MACH	2.000
ALPHA1	9.000	ORBPOW	100.000
BSTPOW	50.000		

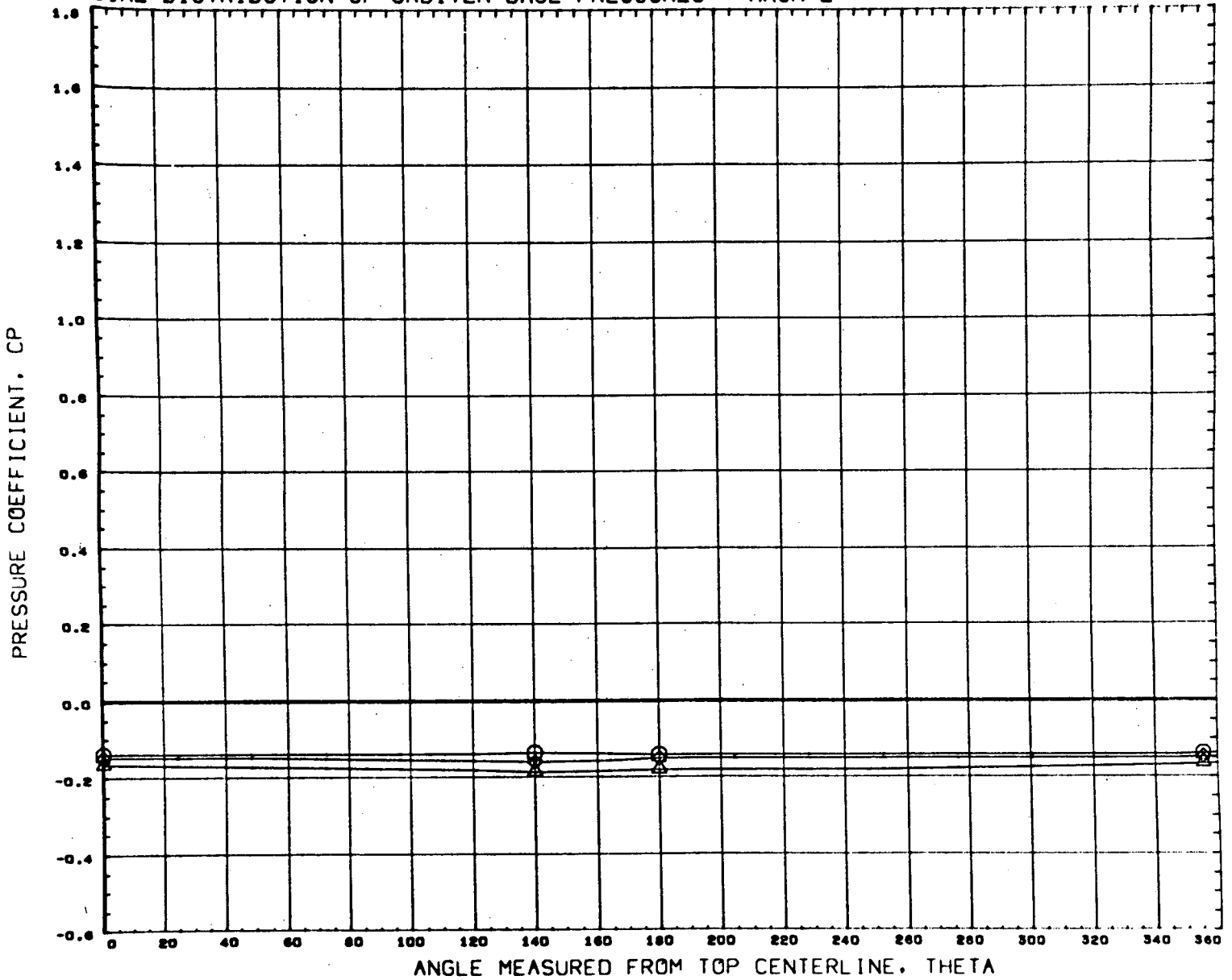
REFERENCE FILE

AEDC VA1163 MDAC ORBITER (BASE)

•IT8242•

PAGE 582

# RADIAL DISTRIBUTION OF ORBITER BASE PRESSURES - MACH 2

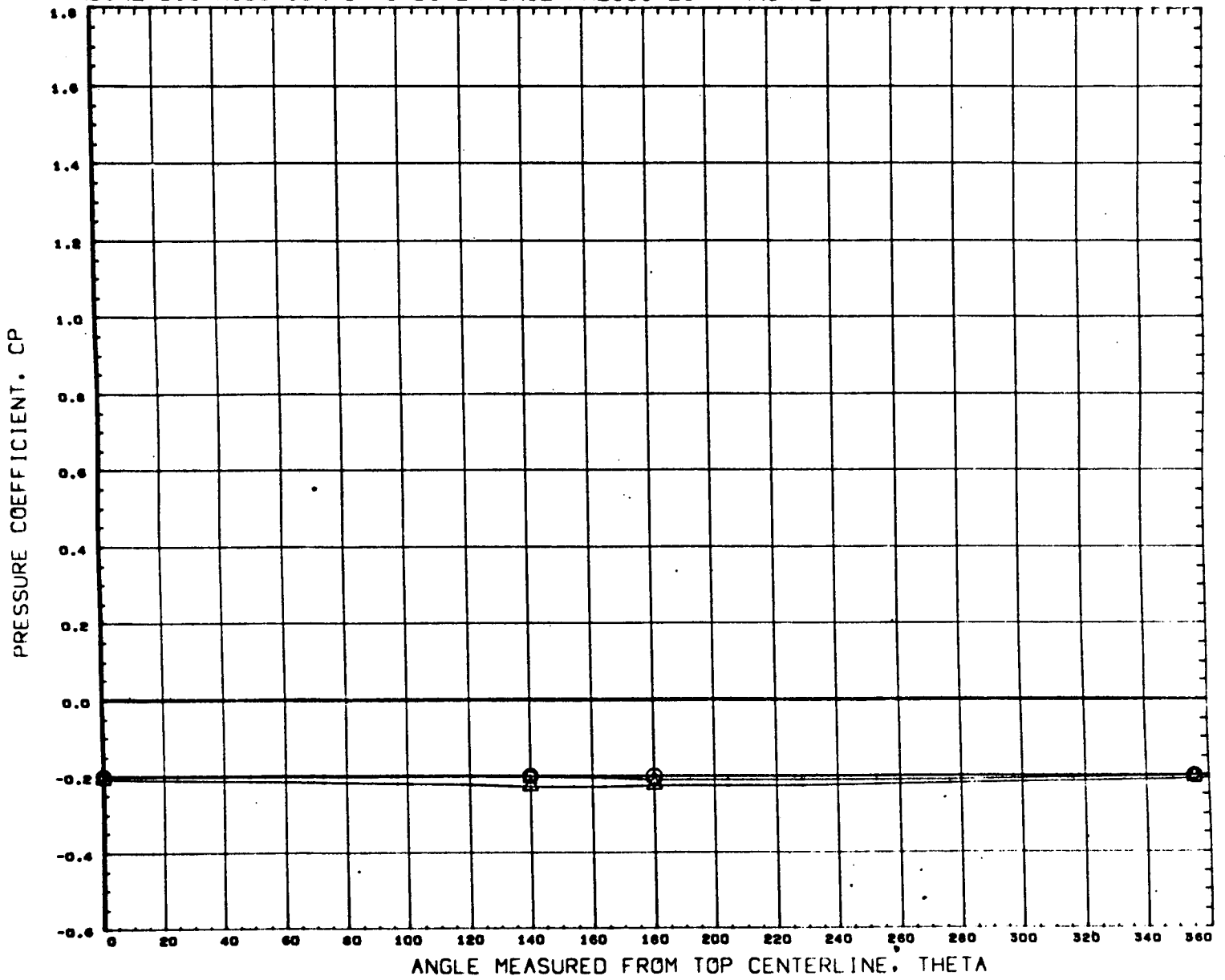


SYMBOL	DELTA X	X/L	DELTA Z
○	0.144	1.000	0.226
△	0.103		
◇	0.226		

PARAMETRIC VALUES			
ALPHA B	4.926	MACH	2.000
ALPHA I	9.000	ORSPOW	100.000
BSTPOW	90.000		

REFERENCE FILE

# RADIAL DISTRIBUTION OF ORBITER BASE PRESSURES - MACH 2



SYMBOL	DELTA X	X/L	DELTA Z
○	0.143	1.000	0.151
△	0.103		
◇	0.226		

PARAMETRIC VALUES			
ALPHA B	0.018	MACH	2.000
ALPHA I	5.000	ORBPOW	100.000
BSTPOW	50.000		

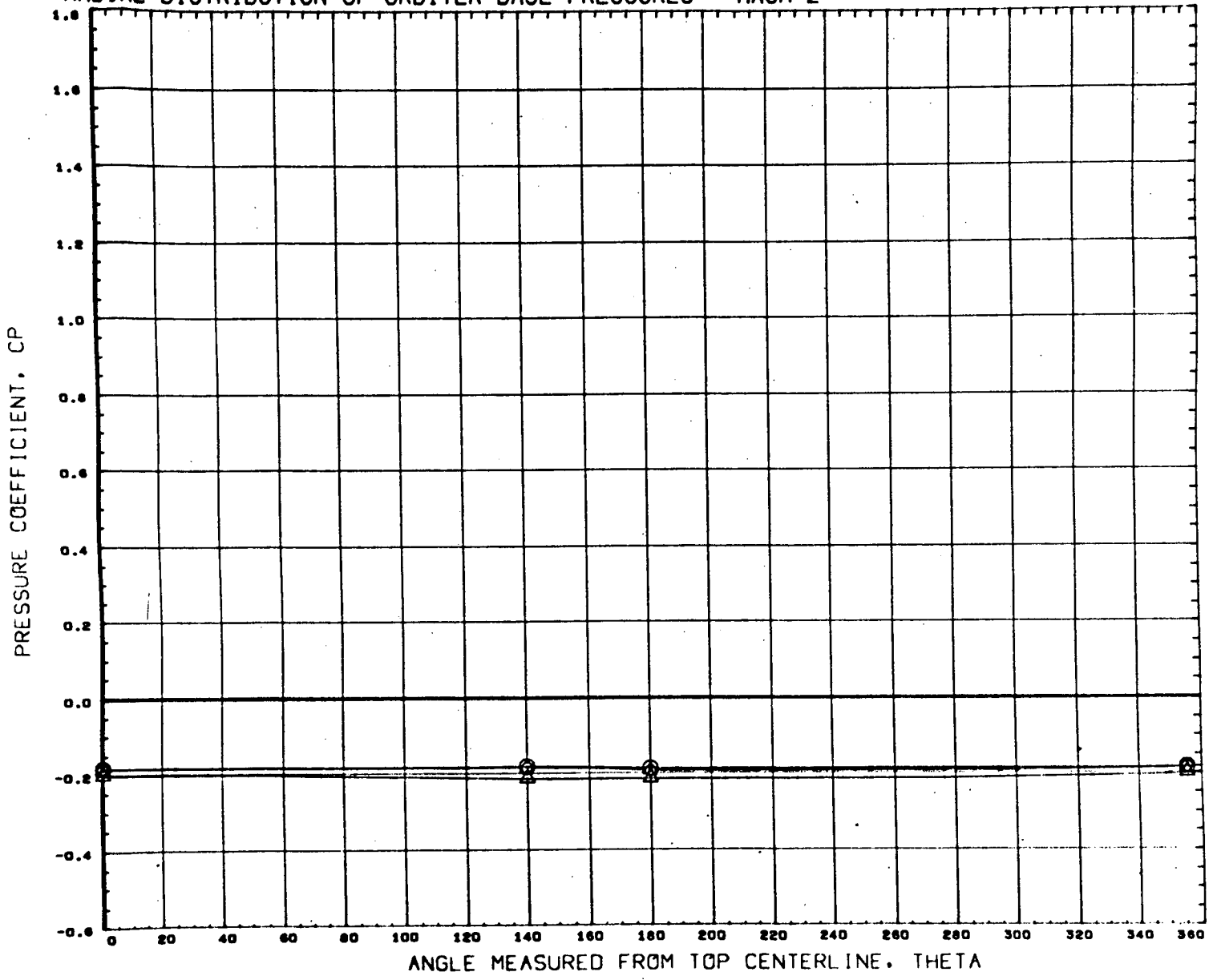
REFERENCE FILE

AEDC VA1163 MDAC ORBITER (BASE)

•IT8243•

PAGE 584

# RADIAL DISTRIBUTION OF ORBITER BASE PRESSURES - MACH 2

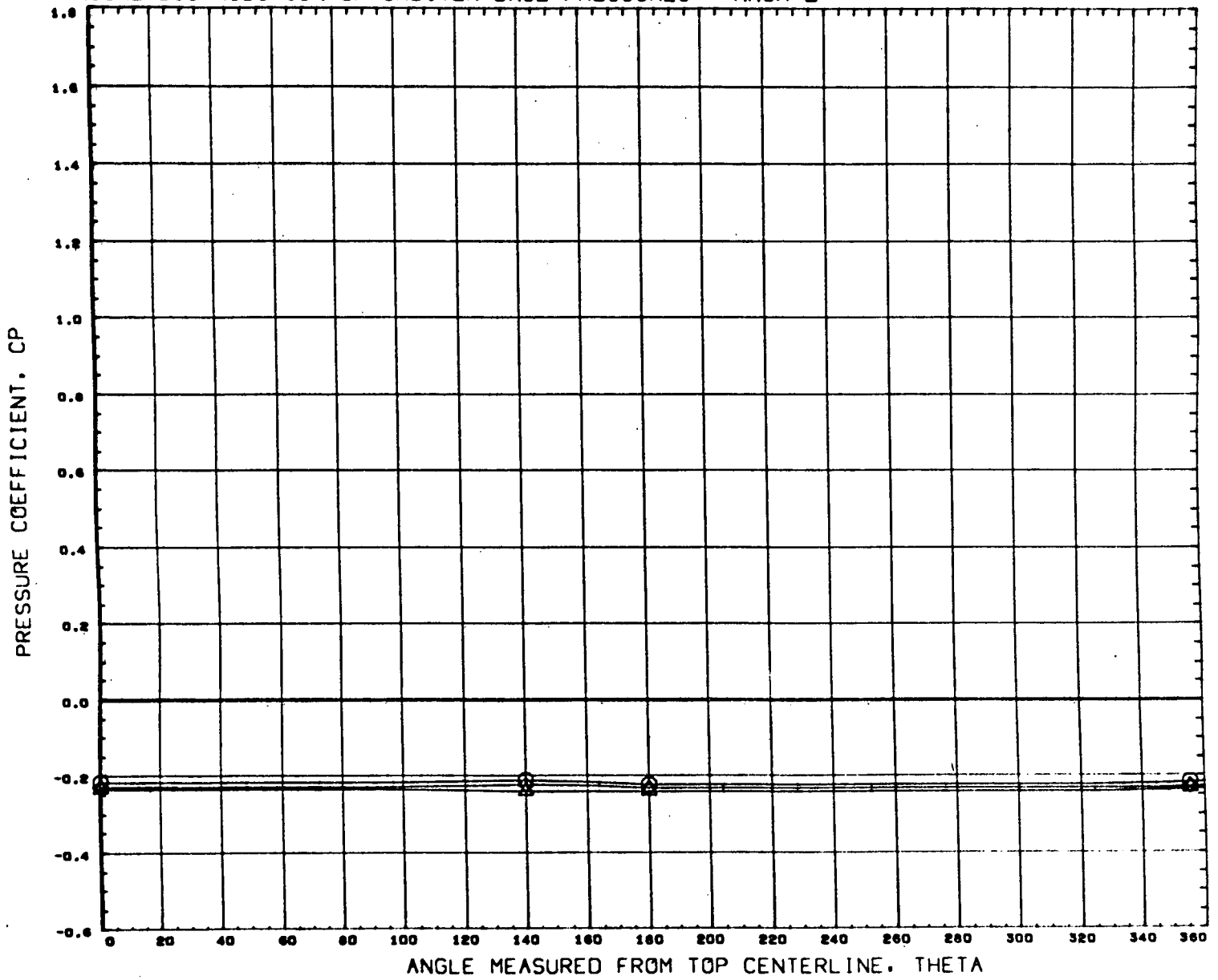


SYMBOL	DELTA X	X/L	DELTA Z
○	0.144	1.000	0.226
△	0.103		
◇	0.226		

PARAMETRIC VALUES		
ALPHAB	0.018	MACH 2.000
ALPHAI	5.000	ORBPOW 100.000
BSTPOW	50.000	

REFERENCE FILE

# RADIAL DISTRIBUTION OF ORBITER BASE PRESSURES - MACH 2



SYMBOL	DELTA X	X/L	DELTA Z
○	0.143	1.000	0.151
△	0.103		
◇	0.226		

PARAMETRIC VALUES			
ALPHAB	5.006	MACH	2.000
ALPHA1	5.000	ORSP0W	100.000
BSTPOW	50.000		

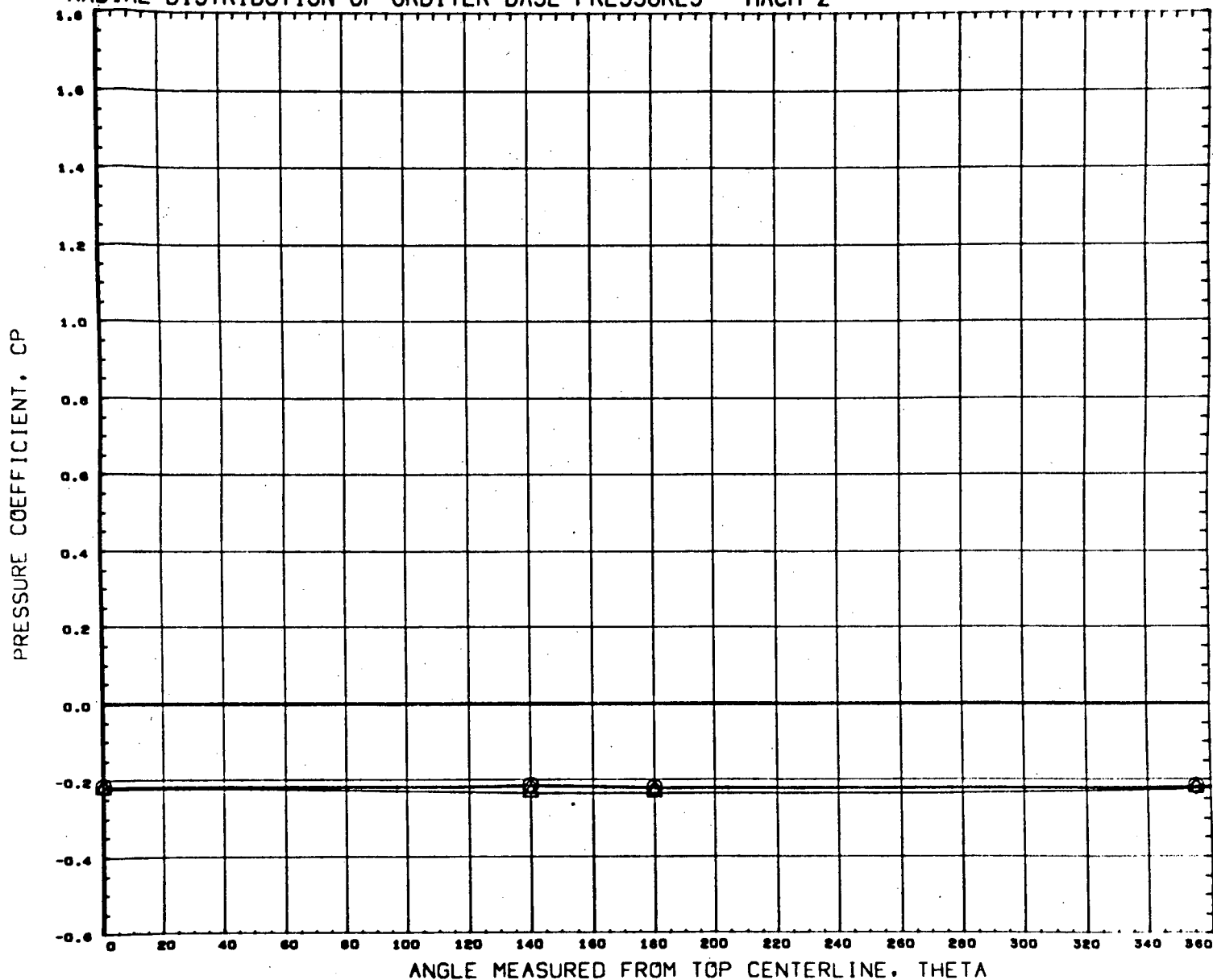
REFERENCE FILE

AEDC VA1163 MDAC ORBITER (BASE)

•IT8244•

PAGE 586

# RADIAL DISTRIBUTION OF ORBITER BASE PRESSURES - MACH 2

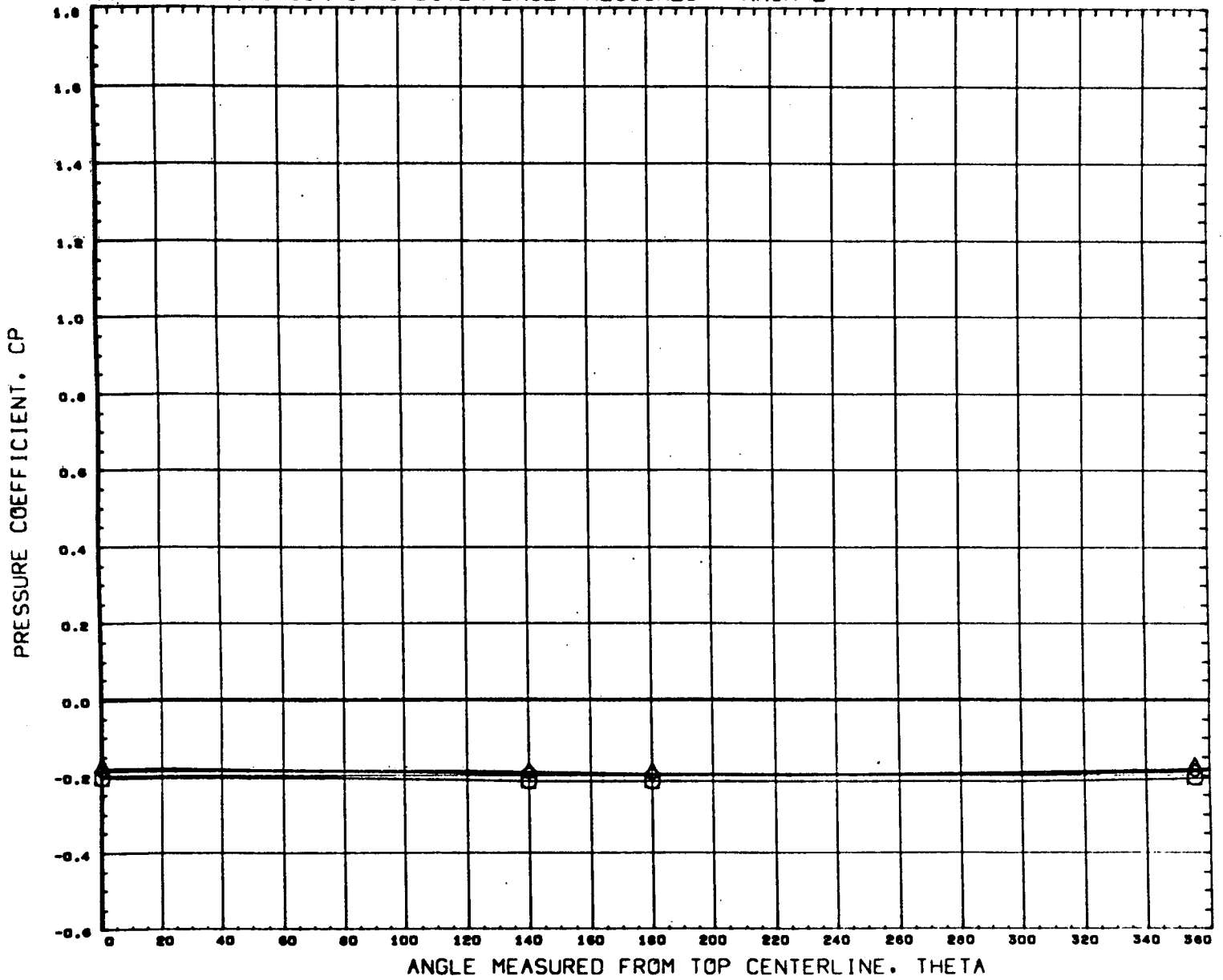


SYMBOL	DELTA X	X/L	DELTA Z
○	0.144	1.000	0.226
△	0.103		
◇	0.226		

PARAMETRIC VALUES			
ALPHAB	9.006	MACH	2.000
ALPHA1	9.000	ORBPOW	100.000
BSTPOW	50.000		

REFERENCE FILE

# RADIAL DISTRIBUTION OF ORBITER BASE PRESSURES - MACH 2



SYMBOL	DELTA X	X/L	DELTA Z
○	0.144	1.000	0.151
△	0.103		
◇	0.226		

PARAMETRIC VALUES			
ALPHAB	4.933	MACH	2.000
ALPHA I	9.000	ORBPOW	0.000
BSTPOW	0.000		

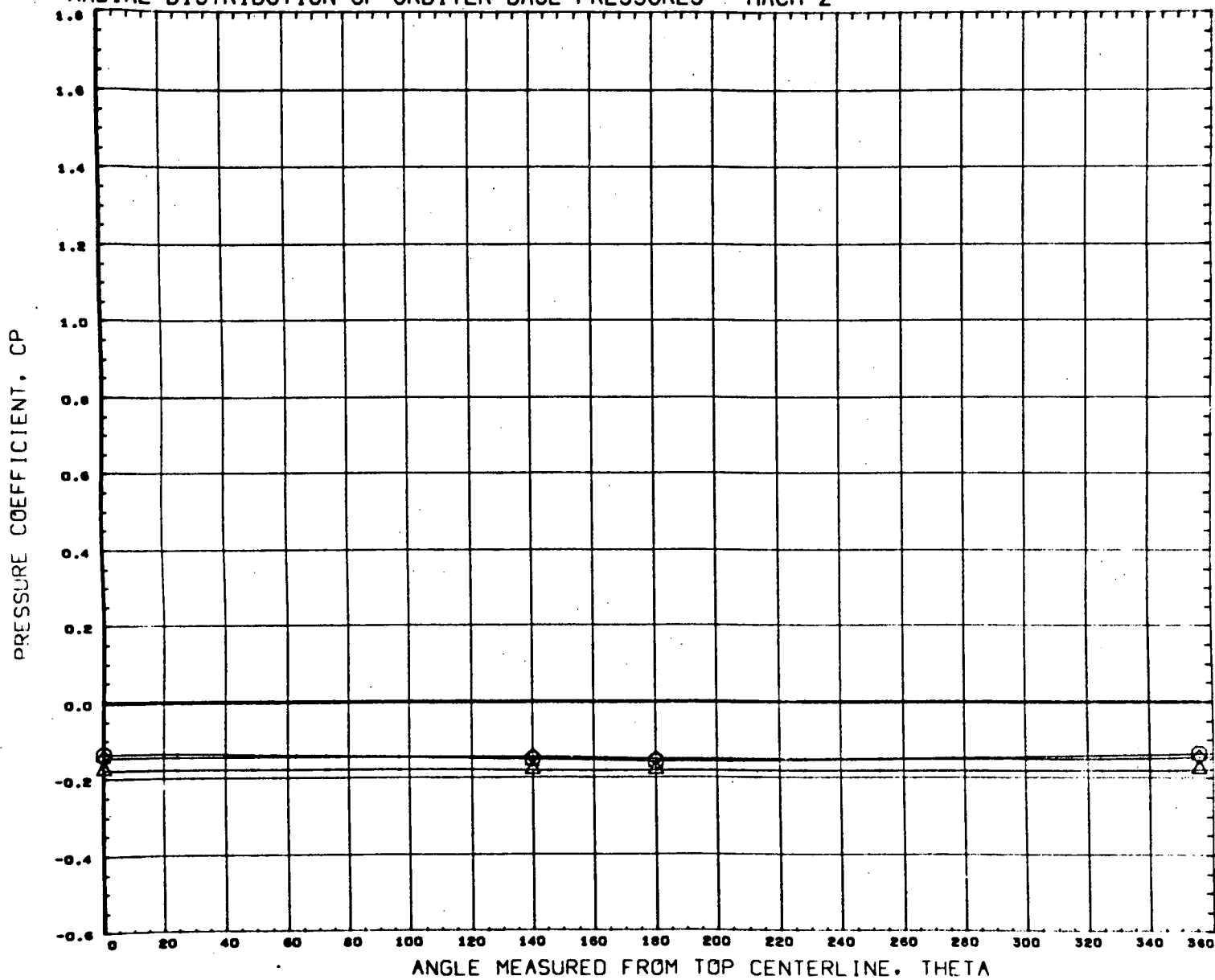
REFERENCE FILE

AEDC VA1163 MDAC ORBITER (BASE)

•1T8252•

PAGE 588

# RADIAL DISTRIBUTION OF ORBITER BASE PRESSURES - MACH 2



SYMBOL	DELTA X	X/L	DELTA Z
○	0.144	1.000	0.228
△	0.103		
◇	0.228		

PARAMETRIC VALUES			
ALPHA B	4.933	MACH	2.000
ALPHA I	3.000	ORBPOW	0.000
BSTPOW	0.000		

REFERENCE FILE

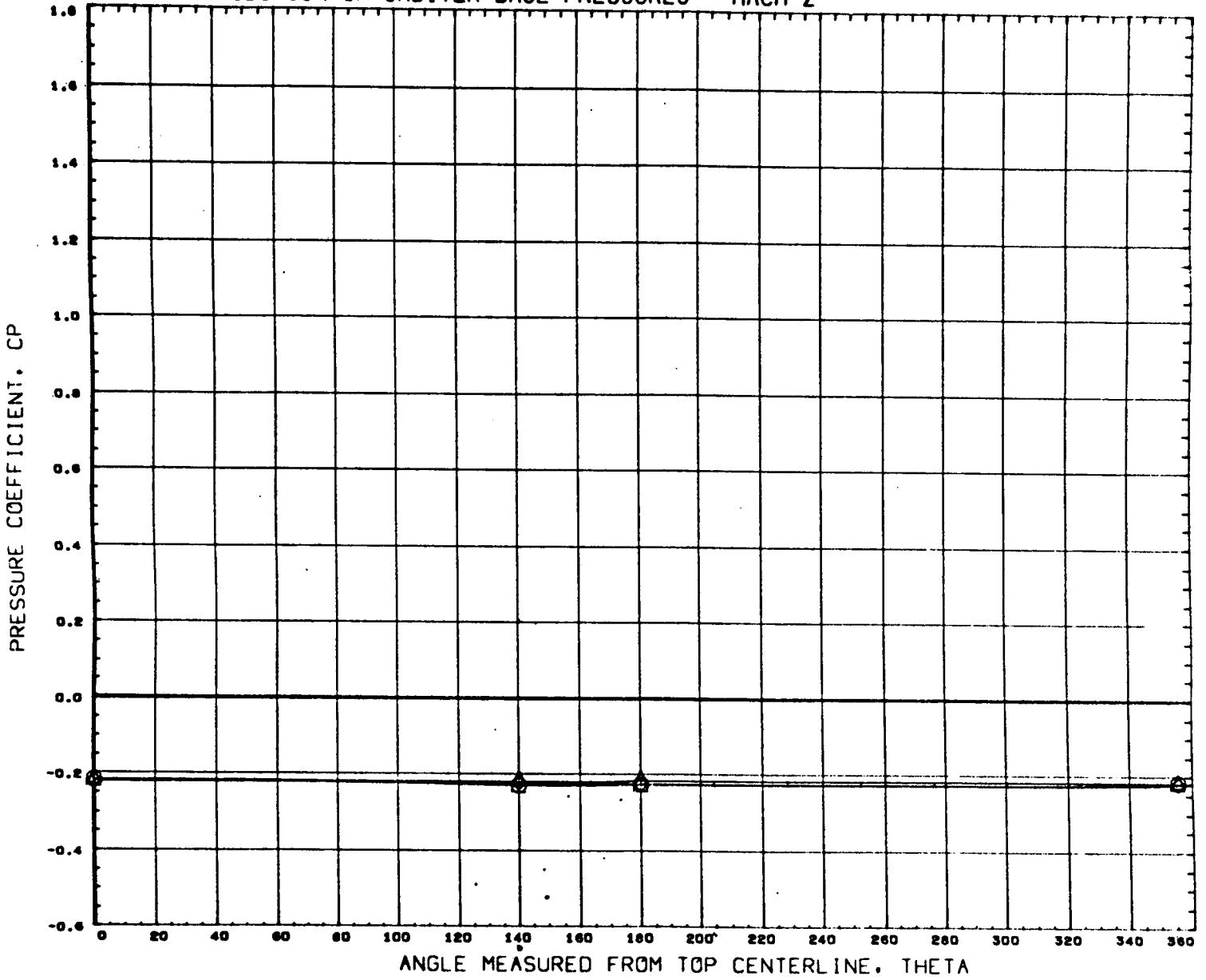
AEDC VA1163 MDAC ORBITER (BASE)

•IT8252•

PAGE 589



# RADIAL DISTRIBUTION OF ORBITER BASE PRESSURES - MACH 2



SYMBOL	DELTA X	X/L	DELTA Z
○	0.144	1.000	0.151
△	0.103		
◇	0.226		

PARAMETRIC VALUES			
ALPHAB	0.016	MACH	2.000
ALPHA1	3.000	ORBPOW	0.000
BSTPOW	0.000		

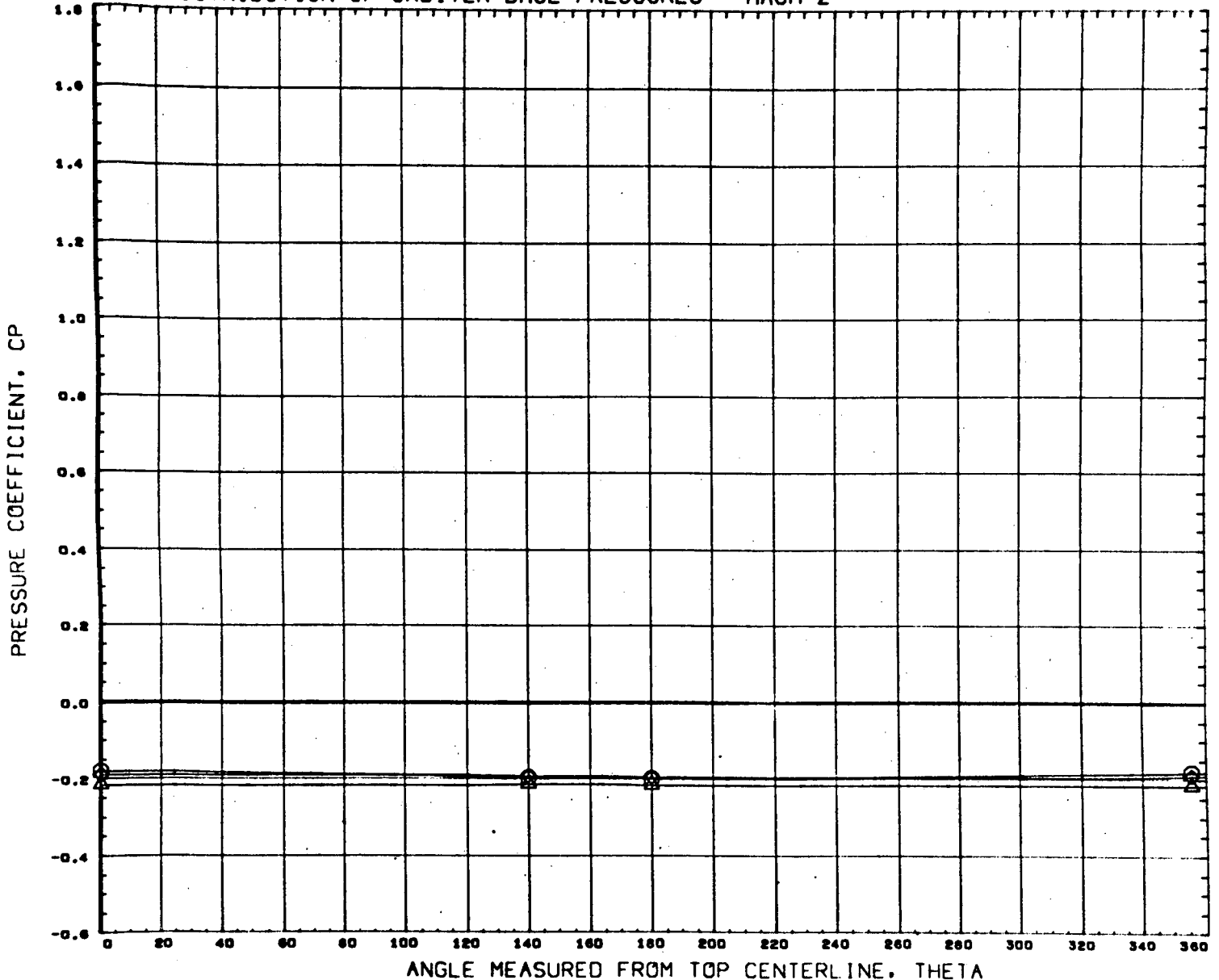
REFERENCE FILE

AEDC VA1163 MDAC ORBITER (BASE)

•IT8253•

PAGE 590

# RADIAL DISTRIBUTION OF ORBITER BASE PRESSURES - MACH 2

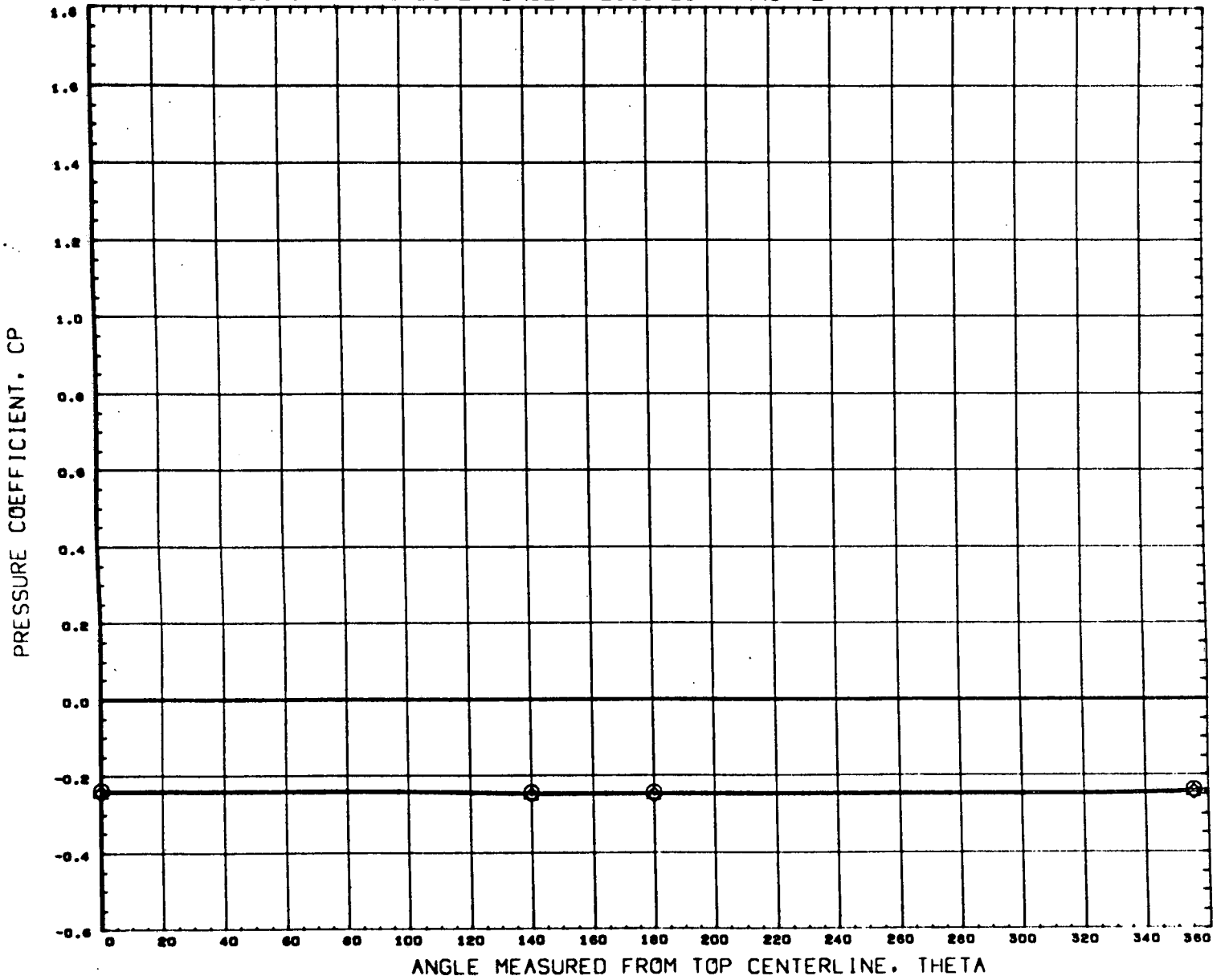


SYMBOL	DELTA X	X/L	DELTA Z
○	0.144	1.000	0.226
△	0.103		
◇	0.226		

PARAMETRIC VALUES			
ALPHAB	0.016	MACH	2.000
ALPHA I	5.000	ORSPOW	0.000
BSTPOW	0.000		

REFERENCE FILE

# RADIAL DISTRIBUTION OF ORBITER BASE PRESSURES - MACH 2

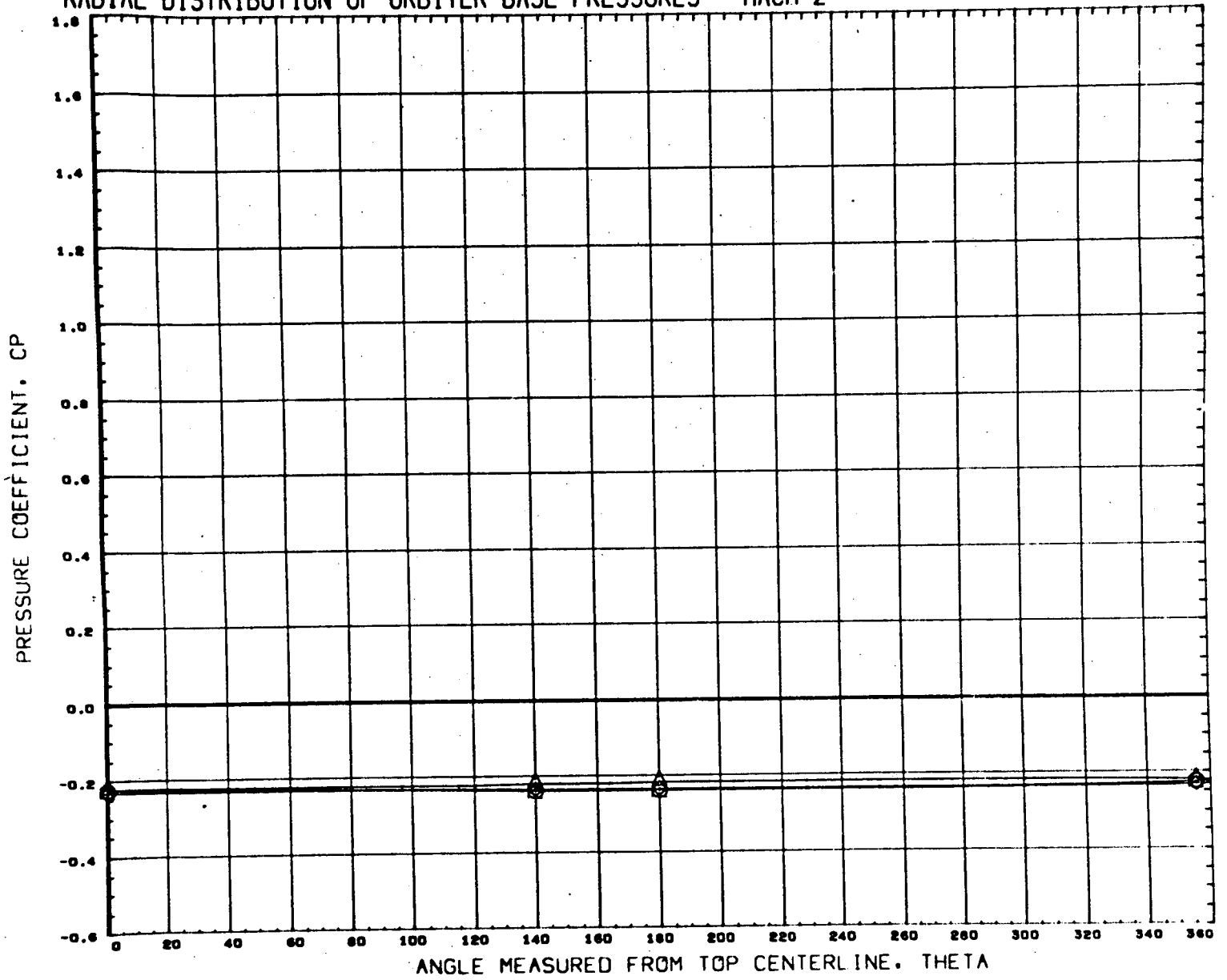


SYMBOL	DELTA X	X/L	DELTA Z
○	0.144	1.000	0.151
△	0.103		
◇	0.226		

PARAMETRIC VALUES			
ALPHAB	5.010	MACH	2.000
ALPHAT	5.000	ORBPOW	0.000
BSTPOW	0.000		

REFERENCE FILE

# RADIAL DISTRIBUTION OF ORBITER BASE PRESSURES - MACH 2

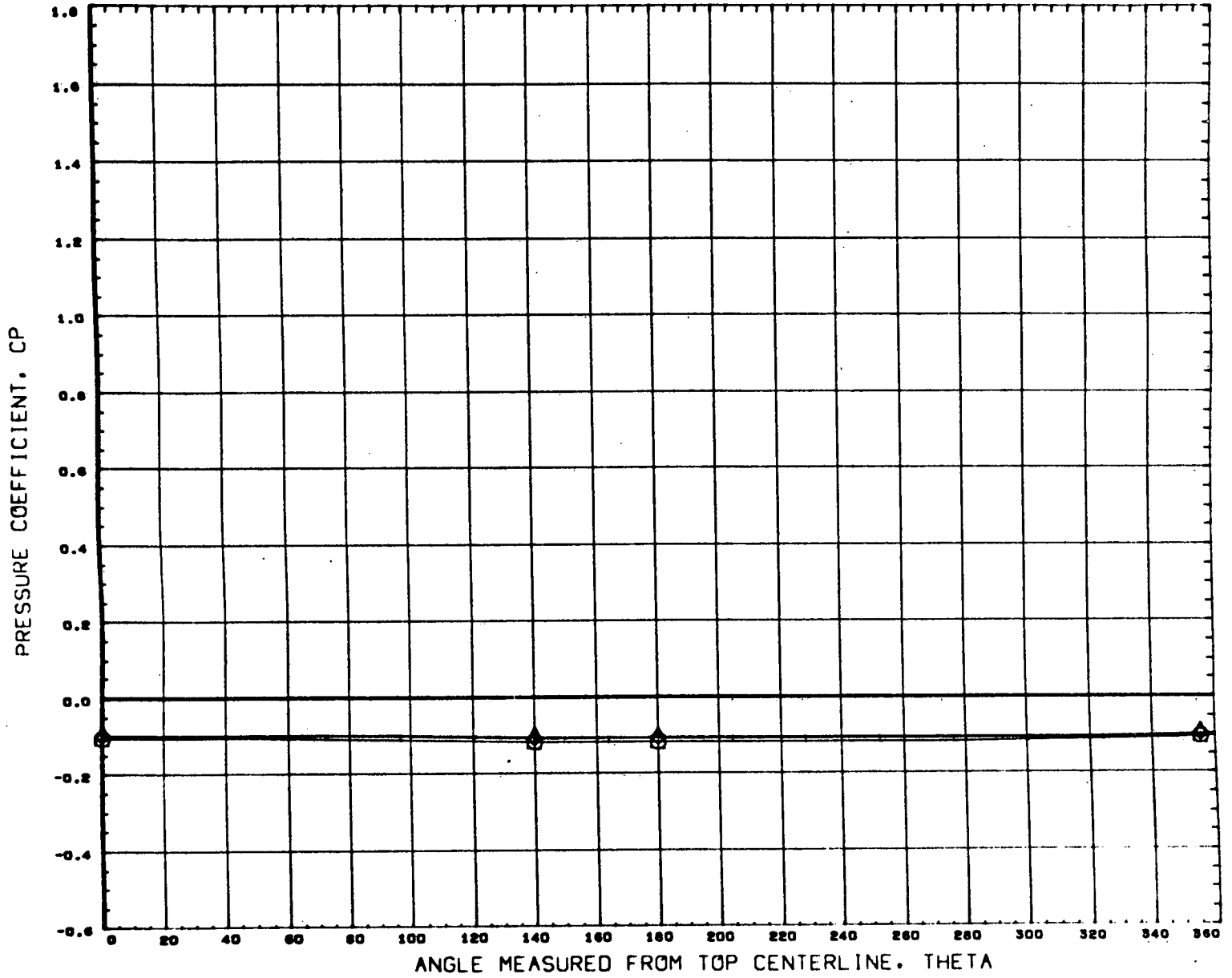


SYMBOL	DELTA X	X/L	DELTA Z
○	0.144	1.000	0.228
△	0.103		
◇	0.226		

PARAMETRIC VALUES			
ALPHA B	5.010	MACH	2.000
ALPHA I	5.000	ORSPOW	0.000
BSTPOW	0.000		

REFERENCE FILE

# RADIAL DISTRIBUTION OF ORBITER BASE PRESSURES - MACH 2



SYMBOL	DELTA X	X/L	DELTA Z
○	0.041	1.000	0.106
△	0.103		
◇	0.164		

PARAMETRIC VALUES			
ALPHA B	- 9.930	MACH	2.000
ALPHA I	0.000	ORBPOW	0.000
BSTPOW	100.000		

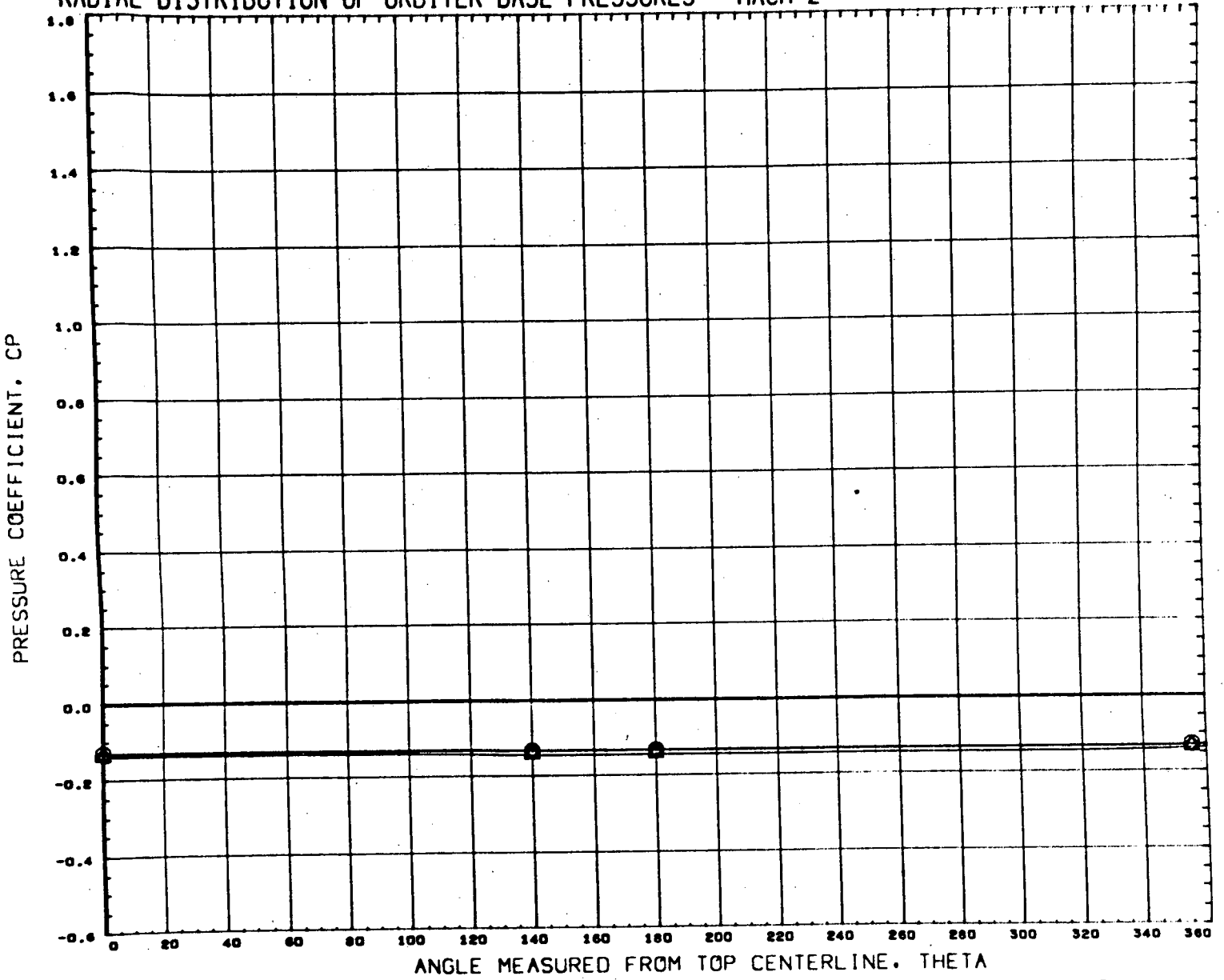
REFERENCE FILE

AEDC VA1163 MDAC ORBITER (BASE)

•IT8261•

PAGE 594

# RADIAL DISTRIBUTION OF ORBITER BASE PRESSURES - MACH 2

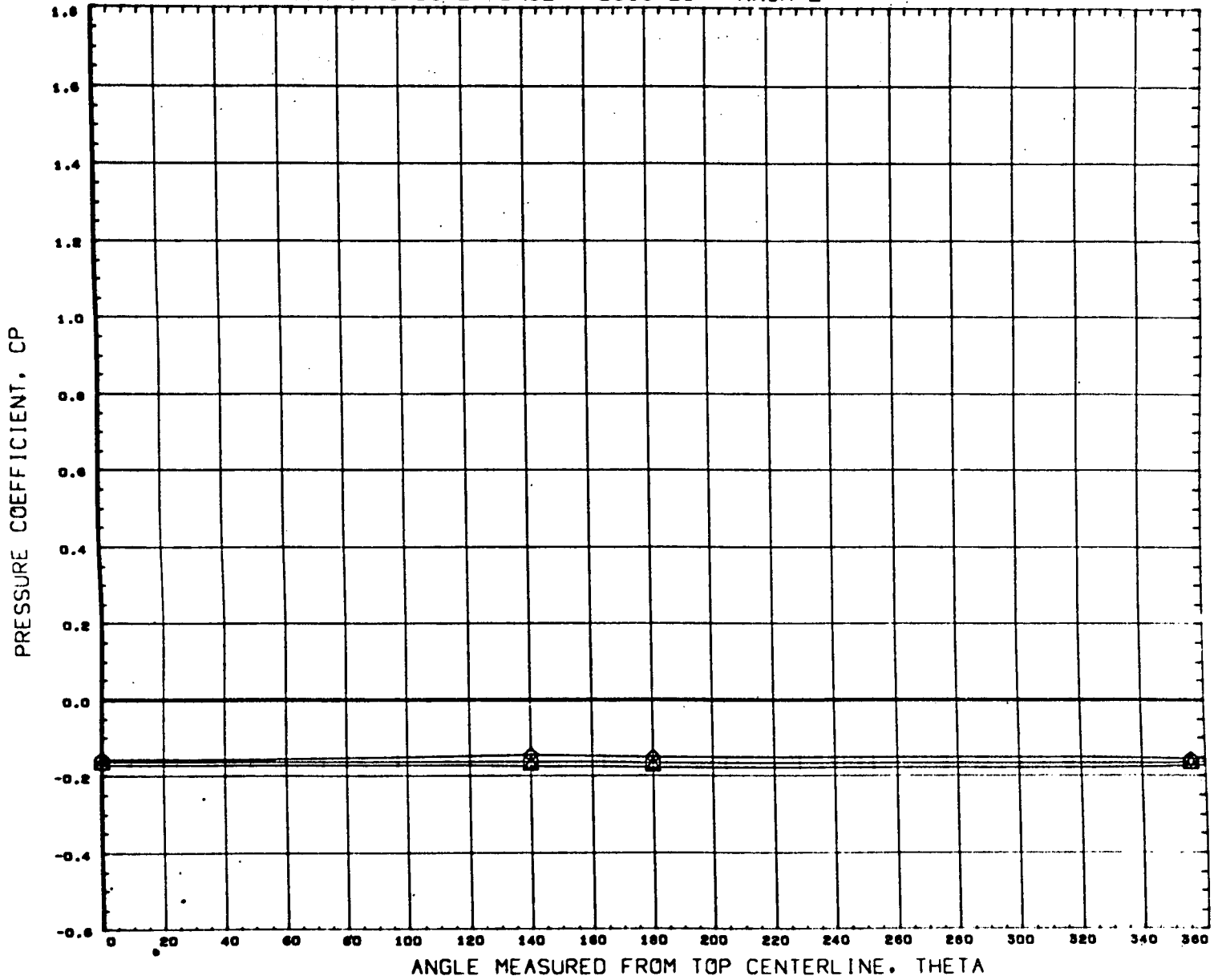


SYMBOL	DELTA X	X/L	DELTA Z
○	0.041	1.000	0.106
△	0.103		
◇	0.164		

PARAMETRIC VALUES		
ALPHAB	- 4.906	MACH 2.000
ALPHA I	0.000	ORBPOW 0.000
BSTPOW	100.000	

REFERENCE FILE

# RADIAL DISTRIBUTION OF ORBITER BASE PRESSURES - MACH 2



SYMBOL	DELTA X	X/L	DELTA Z
○	0.041	1.000	0.106
△	0.103		
◇	0.164		

PARAMETRIC VALUES			
ALPHAB	0.050	MACH	2.000
ALPHA1	0.000	ORBPOW	0.000
BSTPOW	100.000		

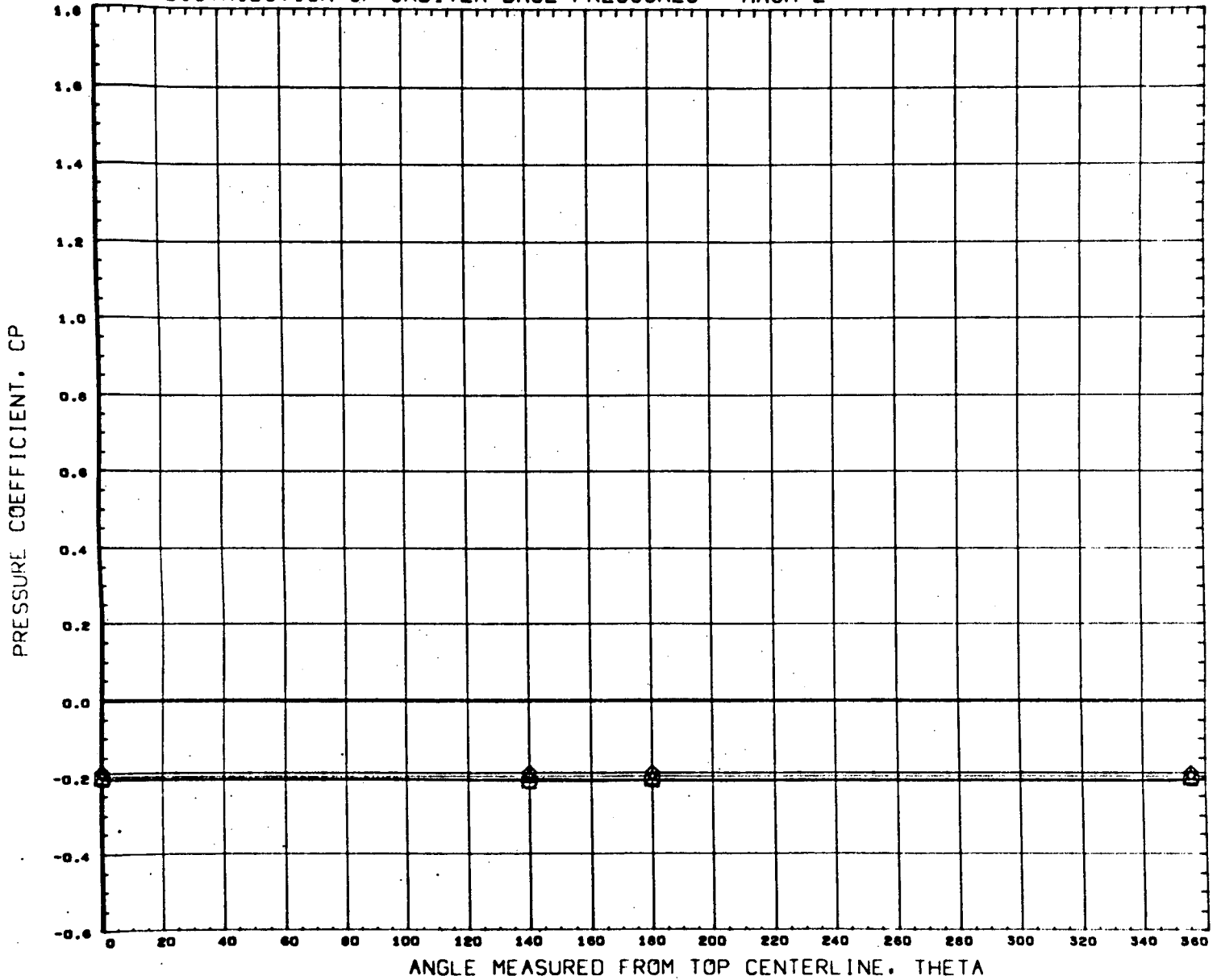
REFERENCE FILE

AEDC VA1163 MDAC ORBITER (BASE)

•IT8263•

PAGE 596

# RADIAL DISTRIBUTION OF ORBITER BASE PRESSURES - MACH 2



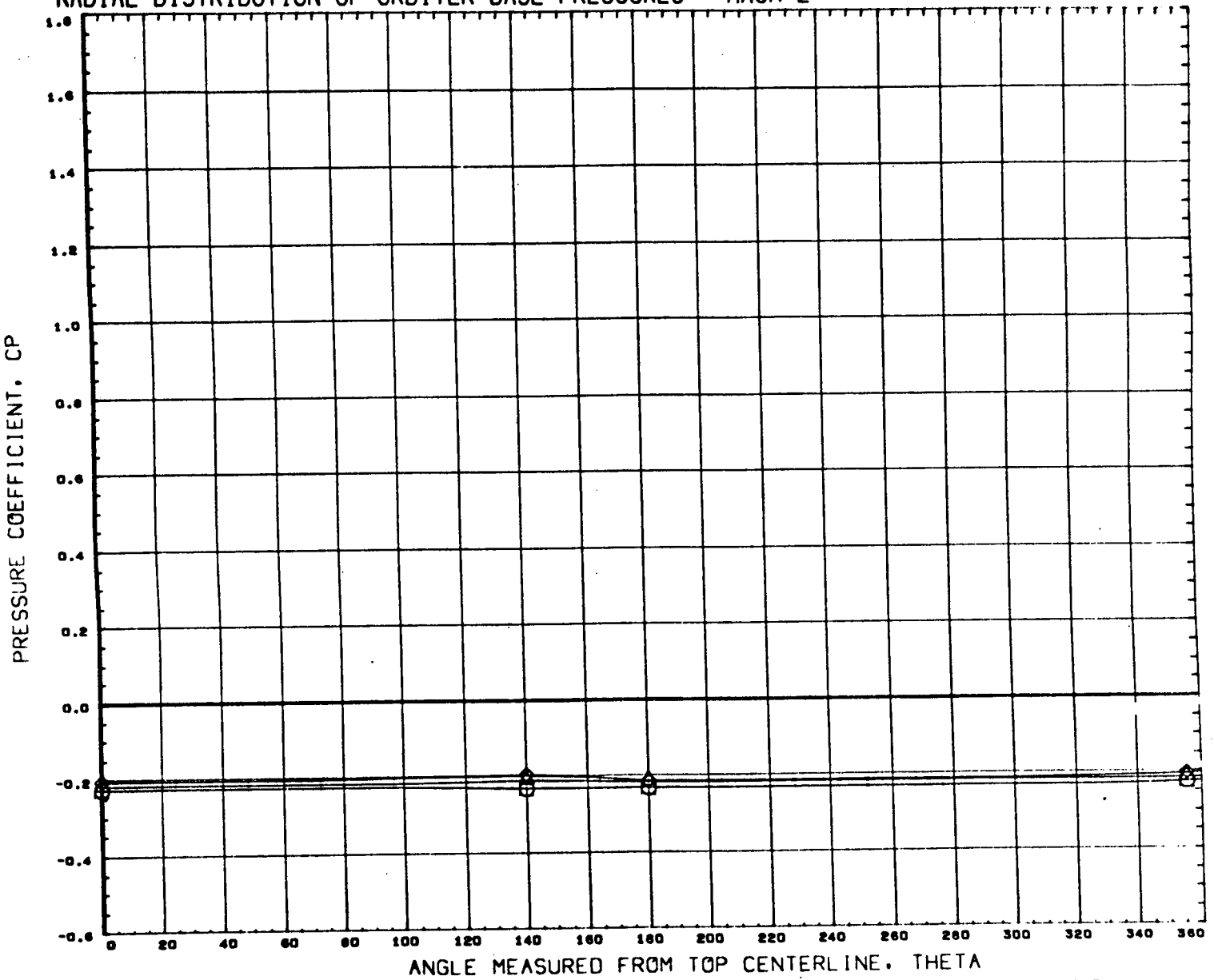
SYMBOL	DELTA X	X/L	DELTA Z
○	0.041	1.000	0.106
△	0.103		
◇	0.164		

PARAMETRIC VALUES			
ALPHAB	5.090	MACH	2.000
ALPHA1	0.000	ORBPOW	0.000
BSTPOW	100.000		

REFERENCE FILE



# RADIAL DISTRIBUTION OF ORBITER BASE PRESSURES - MACH 2



SYMBOL	DELTA X	X/L	DELTA Z
○	0.041	1.000	0.106
△	0.103		
◇	0.164		

PARAMETRIC VALUES			
ALPHAB	10.030	MACH	2.000
ALPHA1	0.000	ORBP0W	0.000
BS1P0W	100.000		

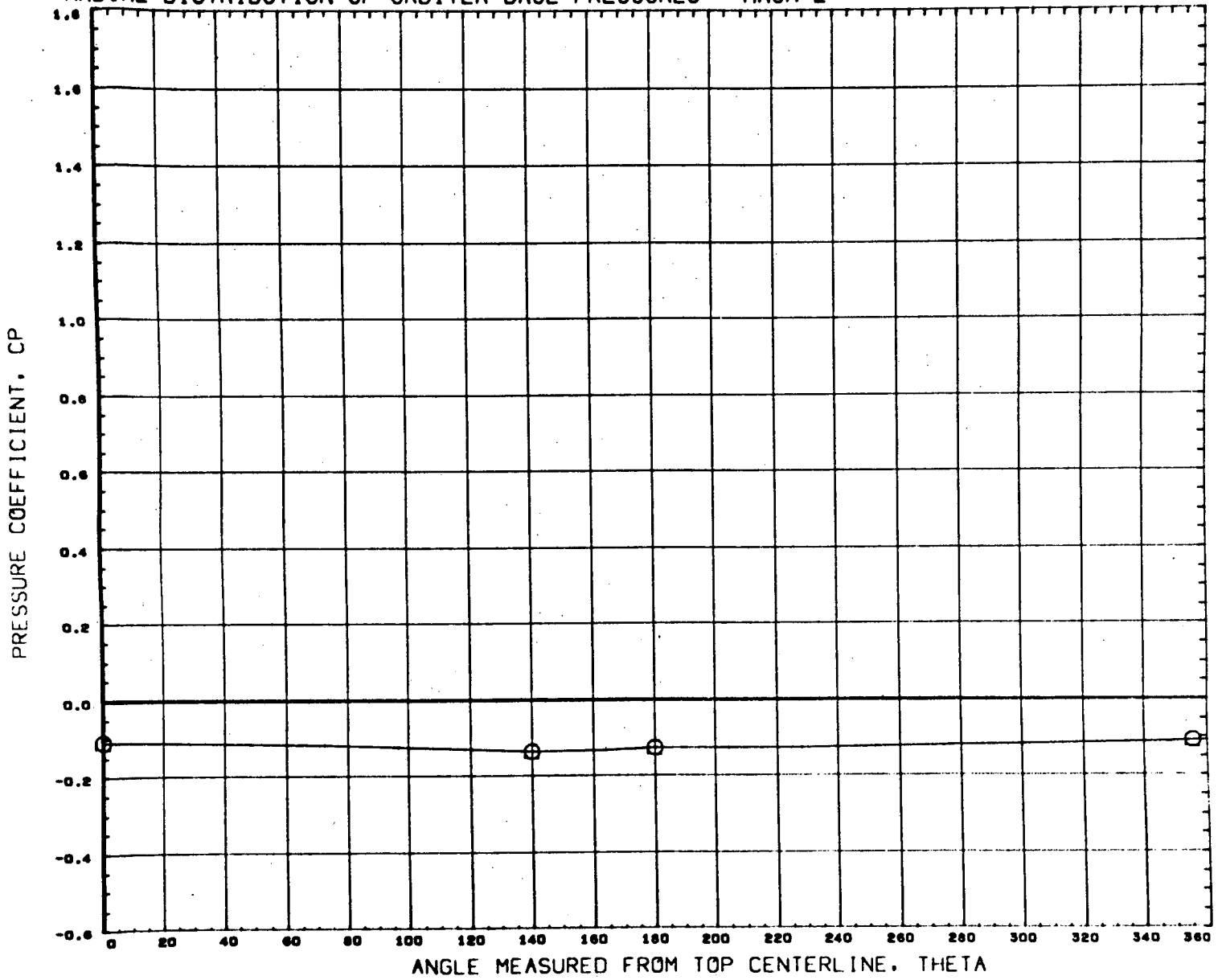
REFERENCE FILE

AEDC VA1163 MDAC ORBITER (BASE)

•IT8265•

PAGE 598

# RADIAL DISTRIBUTION OF ORBITER BASE PRESSURES - MACH 2

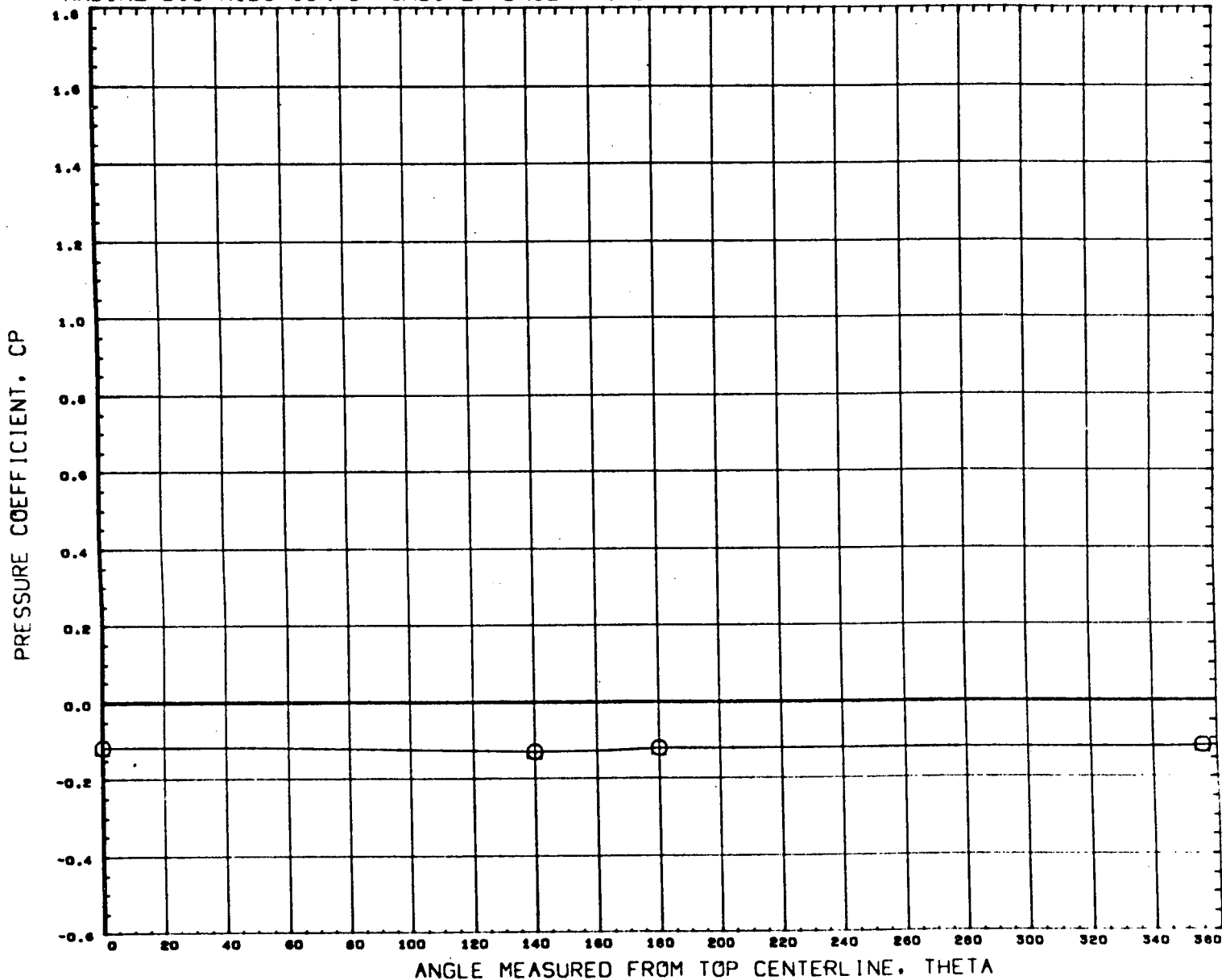


SYMBOL    DELTAX    X/L    DELTAZ  
 ○        - 0.179    1.000    0.106

PARAMETRIC VALUES  
 ALPHAB - 9.930    MACH        2.000  
 ALPHAI    0.000    ORBPOW    100.000  
 BSTPOW    100.000

REFERENCE FILE

# RADIAL DISTRIBUTION OF ORBITER BASE PRESSURES - MACH 2



SYMBOL	DELTA X	X/L	DELTA Z
⊗	0.179	1.000	0.106

PARAMETRIC VALUES			
ALPHAB	4.900	MACH	2.000
ALPHAI	0.000	ORBPOW	100.000
BSTPOW	100.000		

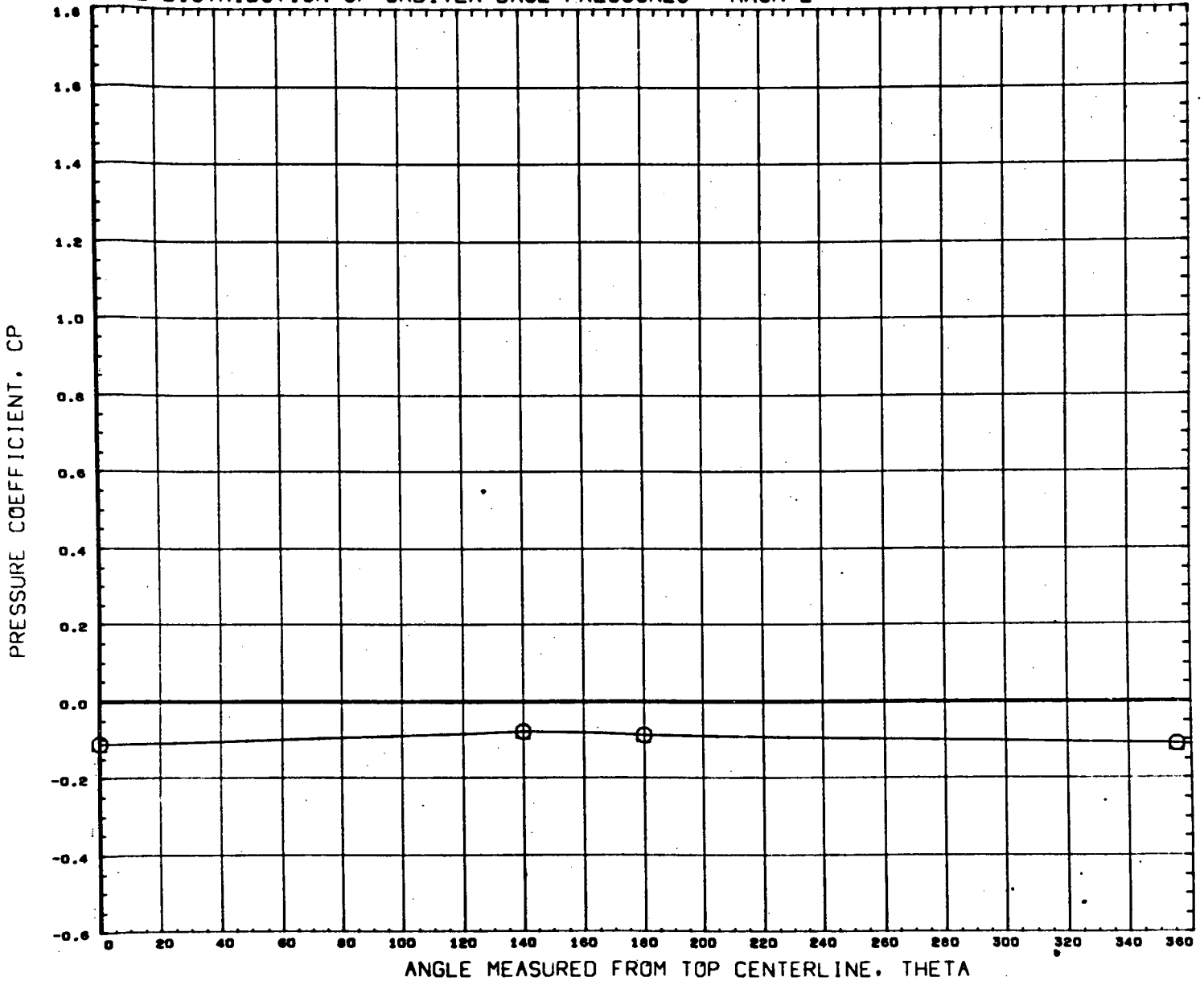
REFERENCE FILE

AEDC VA1163 MDAC ORBITER (BASE)

•IT8272•

PAGE 600

# RADIAL DISTRIBUTION OF ORBITER BASE PRESSURES - MACH 2



SYMBOL    DELTAX    X/L    DELTAZ  
 ○        - 0.179    1.000    0.106

PARAMETRIC VALUES  
 ALPHAB    0.050    MACH        2.000  
 ALPHAT    0.000    ORBPOW    100.000  
 BSTPOW    100.000

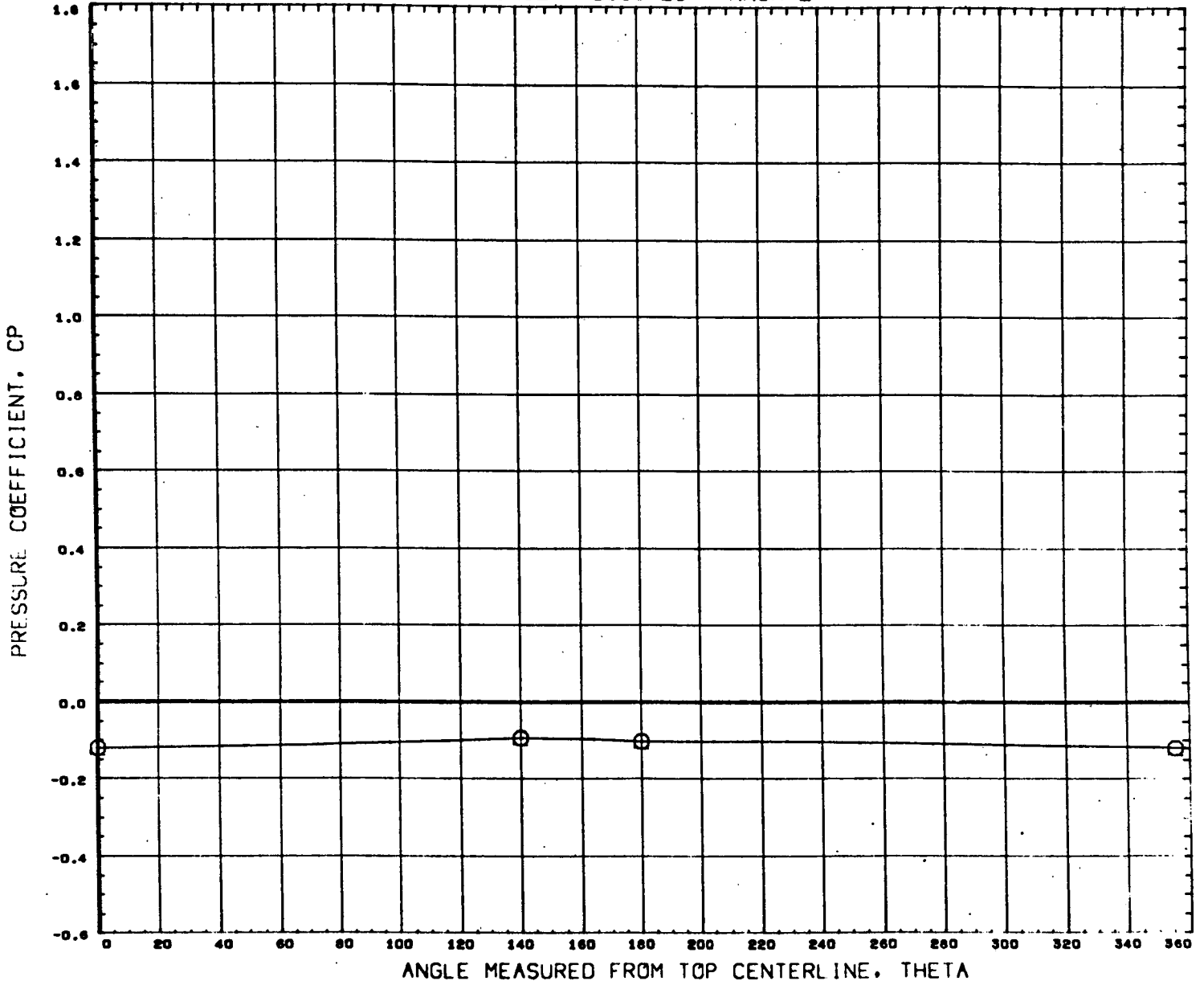
REFERENCE FILE

AEDC VA1163 MDAC ORBITER (BASE)

•IT8273•

PAGE 601

# RADIAL DISTRIBUTION OF ORBITER BASE PRESSURES - MACH 2



SYMBOL	DELTA X	X/L	DELTA Z
○	0.179	1.000	0.106

PARAMETRIC VALUES			
ALPHAB	5.000	MACH	2.000
ALPHA I	0.000	ORBPOW	100.000
BSTPOW	100.000		

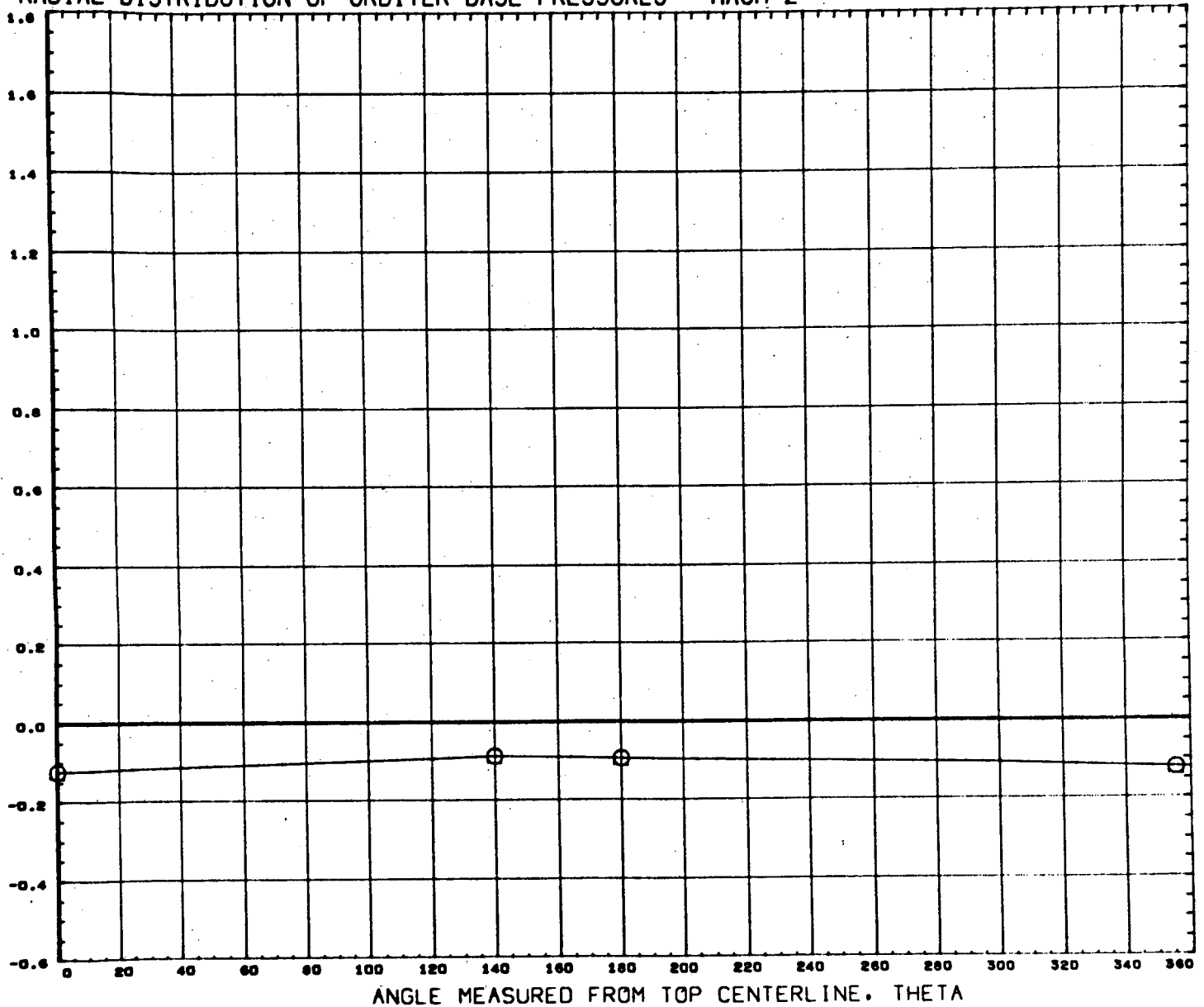
REFERENCE FILE

AEDC VA1163 MDAC ORBITER (BASE)

•118274•

PAGE 602

# RADIAL DISTRIBUTION OF ORBITER BASE PRESSURES - MACH 2



SYMBOL    DELTAX    X/L    DELTAZ  
 ○        - 0.179    1.000    0.106

PARAMETRIC VALUES  
 ALPHAB    10.050    MACH        2.000  
 ALPHAI    0.000    ORBPOW    100.000  
 BSTPOW    100.000

REFERENCE FILE