



Updated 34-band Photometry for the SINGS/KINGFISH Samples of Nearby Galaxies

D. A. Dale¹, D. O. Cook², H. Roussel³, J. A. Turner¹, L. Armus⁴, A. D. Bolatto⁵, M. Boquien⁶, M. J. I. Brown⁷, D. Calzetti⁸, I. De Looze⁹, M. Galametz^{10,11}, K. D. Gordon¹², B. A. Groves¹³, T. H. Jarrett¹⁴, G. Helou⁴, R. Herrera-Camus¹⁵, J. L. Hinz¹⁶, L. K. Hunt¹⁷, R. C. Kennicutt¹⁸, E. J. Murphy¹⁹, A. Rest¹², K. M. Sandstrom²⁰, J.-D. T. Smith²¹, F. S. Tabatabaei²², and C. D. Wilson²³

¹ Department of Physics & Astronomy, University of Wyoming, Laramie WY, USA; ddale@uwyo.edu

² Cahill Center for Astronomy & Astrophysics, California Institute of Technology, Pasadena CA, USA

³ Institut d'Astrophysique de Paris, Sorbonne Universités, Paris, France

⁴ Spitzer Science Center, California Institute of Technology, Pasadena, CA, USA

⁵ Department of Astronomy, University of Maryland, College Park, MD, USA

⁶ Unidad de Astronomía, Universidad de Antofagasta, Antofagasta, Chile

⁷ School of Physics & Astronomy, Monash University, Victoria 3800, Australia

⁸ Department of Astronomy, University of Massachusetts, Amherst MA, USA

⁹ Sterrenkundig Observatorium, Universiteit Gent, Gent, Belgium

¹⁰ European Southern Observatory, Garching, Germany

¹¹ Laboratoire AIM, CEA, Université Paris Diderot, IRFU/Service d'Astrophysique, Gif-sur-Yvette, France

¹² Space Telescope Science Institute, Baltimore MD, USA

¹³ Research School of Astronomy & Astrophysics, Australian National University, Canberra, Australia

¹⁴ Astronomy Department, University of Capetown, Rondebosch, South Africa

¹⁵ Max-Planck-Institut für Extraterrestrische Physik, Garching, Germany

¹⁶ Steward Observatory, University of Arizona, Tucson AZ, USA

¹⁷ INAF—Osservatorio Astrofisico di Arcetri, Firenze, Italy

¹⁸ Institute of Astronomy, University of Cambridge, Cambridge, UK

¹⁹ National Radio Astronomy Observatory, Charlottesville, VA, USA

²⁰ Center for Astrophysics and Space Science, University of California, San Diego CA, USA

²¹ Department of Physics & Astronomy, University of Toledo, Toledo, OH, USA

²² Instituto de Astrofísica de Canarias, La Laguna, Spain

²³ Department of Physics & Astronomy, McMaster University, Hamilton, Ontario, Canada

Received 2016 December 5; revised 2017 February 8; accepted 2017 February 10; published 2017 March 7

Abstract

We present an update to the ultraviolet-to-radio database of global broadband photometry for the 79 nearby galaxies that comprise the union of the KINGFISH (Key Insights on Nearby Galaxies: A Far-Infrared Survey with *Herschel*) and SINGS (*Spitzer* Infrared Nearby Galaxies Survey) samples. The 34-band data set presented here includes contributions from observational work carried out with a variety of facilities including *GALEX*, SDSS, Pan-STARRS1, *NOAO*, 2MASS, *Wide-Field Infrared Survey Explorer*, *Spitzer*, *Herschel*, *Planck*, *JCMT*, and the VLA. Improvements of note include recalibrations of previously published SINGS BVR_{CI} and KINGFISH far-infrared/submillimeter photometry. Similar to previous results in the literature, an excess of submillimeter emission above model predictions is seen primarily for low-metallicity dwarf or irregular galaxies. This 33-band photometric data set for the combined KINGFISH+SINGS sample serves as an important multiwavelength reference for the variety of galaxies observed at low redshift. A thorough analysis of the observed spectral energy distributions is carried out in a companion paper.

Key words: galaxies: photometry – galaxies: ISM – infrared: ISM – ISM: general

Supporting material: extended figure

1. Introduction

Access to panchromatic broadband photometry for galaxies is crucial to fully understanding the characteristics of, and relative contributions to, galaxy spectra from the various processes related to interstellar attenuation, star formation, and the feeding of supermassive black holes (Silva et al. 1998; da Cunha et al. 2008; M. Boquien 2016, in preparation). Although a fairly complete multiwavelength data set has been published for the SINGS (*Spitzer* Infrared Nearby Galaxies Survey) sample of 75 nearby galaxies (Kennicutt et al. 2003; Dale et al. 2005, 2007), subsequent far-infrared/submillimeter *Herschel* broadband data were later published for the KINGFISH (Key Insights on Nearby Galaxies: A Far-Infrared Survey with *Herschel*) sample of 61 nearby galaxies (Kennicutt et al. 2011; Dale et al. 2012), a sample for which 57 of the 61 targets are also SINGS targets. The photometric data sets from the

combined SINGS/KINGFISH surveys have served as important references for studies seeking to understand the diverse properties of galaxies in the Local Universe (da Cunha et al. 2008; Noll et al. 2009; Jonsson et al. 2010; Rémy-Ruyer et al. 2015), or to serve as redshift-zero comparison samples to higher redshift galaxies (Kartaltepe et al. 2010; Maiolino et al. 2015; Scoville et al. 2016).

In this effort we present an update to the global (spatially integrated) photometry for the 79 nearby galaxies that comprise the union of the KINGFISH and SINGS samples. This update includes a recalibration of the Dale et al. (2012) KINGFISH far-infrared/submillimeter photometry, necessary since the calibration of the *Herschel* photometers has undergone multiple revisions since those data were first published. We also carry out a Pan-STARRS1-based recalibration of the BVR_{CI} fluxes previously published in Dale et al. (2007). A portion of these

ground-based broadband optical data is suspect, since the data were originally taken in non-photometric conditions, and the ensuing attempts to calibrate the non-photometric frames were insufficient. We also include new *ugriz* and 12 μm photometry from the Sloan Digital Sky Survey (SDSS) and the *Wide-Field Infrared Survey Explorer* (WISE) mission, respectively. In addition, the *Herschel* PACS photometry for KINGFISH galaxy NGC 0584 was not included in Dale et al. (2012) since these imaging data were not yet taken. Furthermore, we include new *Herschel* photometry for six SINGS galaxies from the *Herschel* Very Nearby Galaxy Survey (PI C. Wilson) that are not in the KINGFISH sample (NGC 2403, M81 = NGC 3031, M82 = NGC 3034, NGC 4125, M51a = NGC 5194, and M51b = NGC 5195). Finally, we complete the presentation of a multiwavelength database by including previously published global photometry from ultraviolet (*GALEX*), infrared/submillimeter (2MASS, *Spitzer*, SCUBA), and radio (VLA) wavelengths.

Section 2 provides a brief overview of the galaxy sample, Section 3 recapitulates the relevant observations and approaches to data processing, Section 4 describes the salient results, and Section 5 provides the summary. The companion paper (L.K. Hunt et al. 2017, in preparation) explores the observed spectral energy distributions (SEDs) by using and comparing fits employing three popular fitting tools: GRASIL, MAGPHYS, and CIGALE (Silva et al. 1998; da Cunha et al. 2008; Noll et al. 2009).

2. Galaxy Sample

Table 1 presents the full list of 79 galaxies that form the union of the SINGS and KINGFISH samples. The sample was chosen to be a representative sampling of the Local Universe; the sample is not volume limited and thus does not represent a statistical sampling of the Local Volume, but the sample is representative of the diversity of local galaxies. These galaxies were selected to span a range of morphologies, colors, and luminosities (e.g., Figures 5 and 3 of Kennicutt et al. 2003; Dale et al. 2012, respectively). Figure 1 demonstrates the sample’s range of optical colors and near-infrared luminosities; a few galaxies reside in the red sequence near the top of the diagram, but most of the sample spans the blue star-forming sequence. The sample is comprised of 8%, 11%, 63%, and 18% early-type, lenticular, spiral, and irregular galaxies, respectively, based on the optical morphologies provided in the NASA/IPAC Extragalactic Database (NED). This galaxy sample has no sources for which the optical luminosity is dominated by AGN emission, although one-third have signatures of Seyfert/LINER nuclei (Tajer et al. 2005; Dale et al. 2006; Moustakas et al. 2010; Grier et al. 2011). There are only a few galaxies that are undoubtedly interacting with neighboring galaxies, including NGC 5194 (with NGC 5195), NGC 1097 (with NGC 1097A), NGC 1316 (with NGC 1317), and NGC 3190 (with NGC 3187). The distances reach out to ~ 30 Mpc with a median value of ~ 10 Mpc.

3. Observations and Data Processing

Much of the photometry presented here has already been described in Dale et al. (2007, 2012), therefore we focus the following discussion on important differences from what is presented in those publications. The imaging bandpasses used here are listed in the heading of Table 2. The central

wavelengths and widths of the filters are computed via

$$\bar{\lambda} \equiv \frac{\int \lambda \mathcal{T}(\lambda) d\lambda}{\int \mathcal{T}(\lambda) d\lambda} \quad (1)$$

and

$$\Delta \equiv \int \mathcal{T}(\lambda) d\lambda, \quad (2)$$

where \mathcal{T} represents the filter transmittance normalized to peak at unity, based on the filter profiles compiled by Noll et al. (2009) for use in the CIGALE software package (Noll et al. 2009).

3.1. Ground-based Optical

Some of the optical $BVR_C I_C$ photometry from Dale et al. (2007) suffers from faulty calibration (Muñoz-Mateos et al. 2009). Sometimes insufficient numbers of standard star observations were taken, sometimes the standards were saturated, and some of the frames taken in non-photometric conditions were not successfully calibrated a posteriori. A recalibration is carried out here via comparison of photometry on foreground stars in Pan-STARRS1 (PS1) $g_{\text{PS1}} r_{\text{PS1}} i_{\text{PS1}} z_{\text{PS1}}$ and in our 2007-era $BVR_C I_C$ imaging. The PS1 3π Survey uses the 1.8 m telescope on Mount Haleakala to map the sky north of $\delta = -30^\circ$ with multiple passes of 30–60 s exposures in each of their five SDSS-like filters (Schlafly et al. 2012; Magnier et al. 2013).

Care was taken in the comparison to only use bright ($r_{\text{PS1}} < 19$ mag), unsaturated sources with point-spread functions (PSFs) that agree with the seeing profiles of each image (i.e., background galaxies are excluded). The median number of foreground stars per galaxy used for this purpose was 15. Aperture diameters for the foreground stellar photometry were typically 7"; increasing the aperture diameter by 50% results in a <1% difference in the calibration. The PS1 fluxes were converted from their measured values at 1.2 airmasses into 0 airmasses (Table 4 of Tonry et al. 2012), and the small (tens of millimag) corrections suggested by Scolnic et al. (2015) were incorporated (see their Table 3); the small calibration modifications of Scolnic et al. (2015) are based on a “super calibration” that combines flux measurements of secondary standards from several surveys including PS1 and SDSS.

We adopted the Tonry et al. (2012) quadratic filter transformations for stars between Pan-STARRS1 $g_{\text{PS1}} r_{\text{PS1}} i_{\text{PS1}} z_{\text{PS1}}$ and $BVR_C I_C$, although very similar results are obtained when using linear transformations between SDSS and Johnson/Cousins filters (Jester et al. 2005; Lupton et al. 2005; Jordi et al. 2006; Chonis & Gaskell 2008; Tonry et al. 2012). The only significant outliers for any of these various stellar transformations are the Chonis & Gaskell (2008) V and Lupton et al. (2005) R_C linear transformations, both of which yield calibrations that ultimately result in galaxy fluxes that are 25%–30% (~ 0.25 – 0.30 mag) brighter compared to when using other published transformations. The photometric calibrations are derived in practice from the error-weighted differences between the instrumental $BVR_C I_C$ fluxes and the measured PS1 fluxes (transformed to $BVR_C I_C$) for the suite of suitable foreground stars identified for each galaxy. The dispersions in these bootstrap calibrations range from 2% to 15% (with a median of 5%) and contribute to the overall photometric uncertainty estimates; the photometric uncertainties for the PS1-recalibrated fluxes are the sums in quadrature of these dispersions along with the uncertainties in the published

Table 1
Galaxy Sample

Galaxy	Alternative Name	Optical Morph.	$E(B - V)$ (mag.)	α_0 and δ_0 (J2000)	$2a$ ($''$)	$2b$ ($''$)	PA ($^\circ$)	D (Mpc)	TIR (L_\odot)
NGC 0024	UGC A002	SAC	0.017	000955.9-245755	301	216	45	8.20	8.8
NGC 0337	NGC 0337	SBd	0.096	005950.7-073444	253	194	140	19.30	10.1
NGC 0584	NGC 0584	E4	0.036	013120.6-065205	326	278	60	20.80	8.7
NGC 0628	Messier 074	SAC	0.060	013642.4+154711	879	808	90	7.20	9.9
NGC 0855	UGC 01718	E	0.061	021403.7+275237	259	169	60	9.73	8.6
NGC 0925	UGC 01913	SABd	0.065	022713.6+333504	735	486	105	9.12	9.7
NGC 1097	UGC A041	SBb	0.023	024618.0-301642	758	612	130	14.20	10.6
NGC 1266	NGC 1266	SB0	0.085	031600.6-022541	234	232	0	30.60	10.4
NGC 1291	NGC 1291	SB0/a	0.011	031717.9-410616	884	836	90	10.40	9.5
NGC 1316	FornaxA	SAB0	0.018	032241.2-371210	864	583	50	21.00	9.9
NGC 1377	NGC 1377	S0	0.024	033639.0-205408	181	162	90	24.60	10.1
NGC 1404	NGC 1404	E1	0.010	033852.3-353540	524	369	149	20.20	...
IC0342	UGC 02847	SABcd	0.480	034659.5+680539	1667	1439	100	3.28	10.1
NGC 1482	NGC 1482	SA0	0.034	035439.0-203009	349	310	119	22.60	10.6
NGC 1512	NGC 1512	SBab	0.009	040355.6-432149	1001	928	83	11.60	9.5
NGC 1566		SABbc	0.008	042000.4-545615	552	435	40	18.00	10.6
NGC 1705		SA0	0.007	045413.5-532137	167	120	40	5.80	8.0
NGC 2146	UGC 03429	Sbab	0.082	061835.6+782129	236	235	120	17.20	11.0
NGC 2403	UGC 03918	SABcd	0.034	073655.1+653534	1512	929	124	3.50	9.6
HolmbergII	UGC 04305	Im	0.027	081910.8+704320	554	465	60	3.05	7.8
M081DwarfA		I?	0.018	082356.0+710145	78	78	90	3.50	...
DDO 053	UGC 04459	Im	0.033	083407.4+661043	155	142	90	3.61	7.0
NGC 2798	UGC 04905	SBa	0.017	091723.1+415957	235	232	90	25.80	10.6
NGC 2841	UGC 04966	SAb	0.013	092203.3+505837	629	334	150	14.10	10.1
NGC 2915		I0	0.236	092609.4-763736	183	132	110	3.78	7.6
HolmbergI	UGC 05139	IABm	0.044	094033.6+711120	264	219	63	3.90	7.1
NGC 2976	UGC 05221	SAC	0.062	094715.3+675509	541	353	144	3.55	8.9
NGC 3049	UGC 05325	SBab	0.033	095449.6+091614	218	160	29	19.20	9.5
NGC 3031	Messier 081	SAab	0.069	095531.8+690403	1628	1122	154	3.50	9.6
NGC 3034	Messier 082	I0	0.134	095552.1+694057	698	581	65	3.50	10.8
HolmbergIX	UGC 05336	Im	0.068	095729.2+690250	247	180	40	3.50	...
NGC 3077	UGC 05398	I0pec	0.058	100317.5+684354	488	436	64	3.83	8.9
M081DwarfB	UGC 05423	Im	0.068	100531.2+702151	134	90	139	3.60	6.5
NGC 3190	UGC 05559	SAap	0.022	101805.7+214957	334	196	117	19.30	9.8
NGC 3184	UGC 05557	SABcd	0.014	101815.6+412542	614	538	169	11.70	10.0
NGC 3198	UGC 05572	SBc	0.011	101954.8+453301	518	315	35	14.10	10.0
IC2574	UGC 05666	SABm	0.031	102823.9+682505	864	486	59	3.79	8.3
NGC 3265	UGC 05705	E	0.021	103106.8+284751	184	175	50	19.60	9.4
Mrk 33	UGC 05720	Im	0.010	103231.2+542359	181	177	90	21.70	9.8
NGC 3351	Messier 095	SBb	0.024	104358.1+114210	592	441	11	9.33	9.9
NGC 3521	UGC 06150	SABbc	0.049	110548.1-000127	926	455	165	11.20	10.5
NGC 3621	UGC A232	SAd	0.069	111818.3-324855	791	555	160	6.55	9.9
NGC 3627	Messier 066	SABb	0.029	112013.4+125927	745	486	167	9.38	10.4
NGC 3773	UGC 06605	SA0	0.023	113813.1+120644	118	116	0	12.40	8.8
NGC 3938	UGC 06856	SAC	0.018	115250.3+440715	504	468	0	17.90	10.3
NGC 4125	UGC 07118	E6p	0.016	120805.8+651024	228	151	90	21.40	9.1
NGC 4236	UGC 07306	SBdm	0.013	121643.2+692719	1240	369	162	4.45	8.7
NGC 4254	Messier 099	SAC	0.033	121849.7+142519	519	420	60	14.40	10.6
NGC 4321	Messier 100	SABbc	0.023	122254.8+154907	558	483	40	14.30	10.5
NGC 4450	UGC 07594	SAab	0.024	122830.1+170454	401	284	180	20.00	9.9
NGC 4536	UGC 07732	SABbc	0.016	123427.5+021113	454	376	120	14.50	10.3
NGC 4552	Messier 089	E	0.035	123539.8+123323	306	306	90	4.90	7.7
NGC 4559	UGC 07766	SABcd	0.015	123558.1+275752	576	327	140	6.98	9.5
NGC 4569	Messier 090	SABab	0.040	123650.2+131001	593	327	21	9.86	9.7
NGC 4579	Messier 058	SABb	0.035	123743.8+114858	325	271	90	16.40	10.1
NGC 4594	Messier 104	SAa	0.044	123959.6-113726	767	669	90	9.08	9.5
NGC 4625	UGC 07861	SABmp	0.016	124154.8+411623	298	214	100	9.30	8.8
NGC 4631	UGC 07865	SBd	0.015	124204.2+323219	901	240	85	7.62	10.4
NGC 4725	UGC 07989	SABab	0.010	125027.7+252948	689	523	30	11.90	9.9
NGC 4736	Messier 094	SAab	0.015	125055.2+410652	944	899	0	4.66	9.8
DDO 154	UGC 08024	IBm	0.008	125407.6+270916	216	126	50	4.30	...
NGC 4826	Messier 064	SAab	0.036	125643.3+214048	716	427	114	5.27	9.6
DDO 165	UGC 08201	Im	0.021	130625.9+674229	263	161	90	4.57	...

Table 1
(Continued)

Galaxy	Alternative Name	Optical Morph.	$E(B - V)$ (mag.)	α_0 and δ_0 (J2000)	$2a$ ($''$)	$2b$ ($''$)	PA ($^\circ$)	D (Mpc)	TIR (L_\odot)
NGC 5033	UGC 08307	SAC	0.010	131328.2+363534	729	467	180	13.30	10.3
NGC 5055	Messier 063	SABc	0.015	131549.2+420147	1097	711	80	7.94	10.3
NGC 5194	Messier 051a	SABbc	0.030	132950.6+471307	1699	1129	15	8.20	10.6
NGC 5195	Messier 051b	SB0p	0.031	132959.4+471556	202	191	0	8.20	9.3
NGC 5398	Tololo89	SBdm	0.056	140121.2-330402	198	146	0	7.66	8.6
NGC 5457	Messier 101	SABcd	0.007	140325.0+542429	1800	1446	37	6.70	10.3
NGC 5408		IBm	0.059	140321.1-412241	256	209	67	4.80	8.3
NGC 5474	UGC 09013	SACd	0.009	140500.8+533920	412	373	90	6.80	8.7
NGC 5713	UGC 09451	SABbc	0.034	144011.4-001726	225	225	90	21.40	10.5
NGC 5866	UGC 09723	S0	0.012	150628.8+554551	500	306	129	15.30	9.7
IC4710		SBm	0.076	182838.9-665903	313	219	120	8.50	8.6
NGC 6822	DDO 229	IBm	0.199	194453.2-144811	1453	1100	150	0.60	7.9
NGC 6946	UGC 11597	SABcd	0.294	203449.2+600959	953	928	0	6.80	10.5
NGC 7331	UGC 12113	SAB	0.078	223704.3+342435	683	335	168	14.50	10.7
NGC 7552	IC5294	SAC	0.012	231610.8-423505	441	325	120	22.30	11.0
NGC 7793		SAd	0.017	235749.9-323525	716	526	98	3.91	9.3

Note. Foreground extinctions derive from Schlafly & Finkbeiner (2011). $2a$ and $2b$ are the lengths of the major and minor axes used in the elliptical aperture photometry described herein; the position angle of the aperture’s major axis is measured east of north. The total infrared luminosity listed in the last column is derived from Equation (5) of Dale et al. (2014) and the *Spitzer* 8, 24, 70, and 160 μm fluxes in Table 2 and assumes the distances provided in this table. *WISE* 22 μm and *Herschel* PACS 70 and 160 μm fluxes are used for NGC 3034 since its MIPS data suffer from saturation.

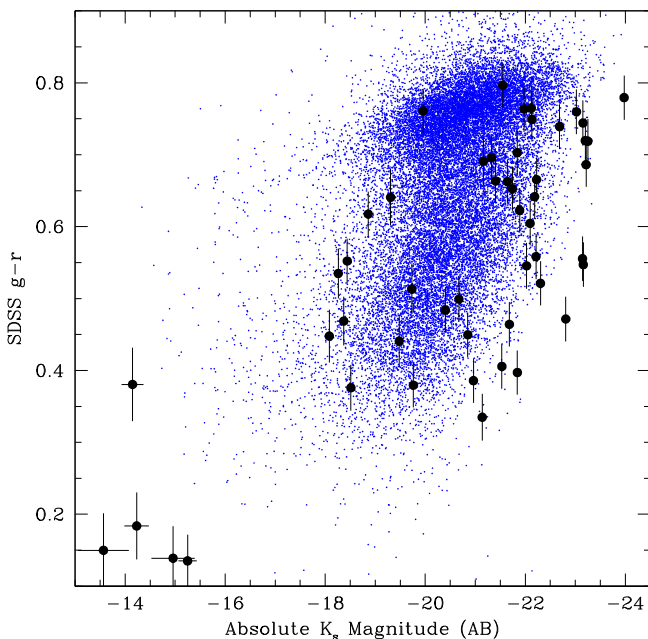


Figure 1. Comparison of global $g-r$ colors and absolute 2MASS K_s magnitudes for the KINGFISH/SINGS (large circles) and SDSS low-redshift samples ($10 < d < 150 \text{ Mpc } h^{-1}$; Blanton et al. 2005). The values are corrected for foreground Milky Way extinction.

$g_{\text{PS1}}r_{\text{PS1}}i_{\text{PS1}}z_{\text{PS1}} \rightarrow BVR_{CI}$ transformations and the instrumental galaxy flux measurements.

The Pan-STARRS1 survey does not encompass regions of the sky south of Galactic latitude $\delta = -30^\circ$, and thus PS1 calibration is not possible for 18 SINGS/KINGFISH objects. Table 3 indicates for which targets the BVR_{CI} photometry has been recalibrated via PS1. Additional broadband optical photometry is possible via other ground-based efforts. SDSS *ugriz* imaging (Data Release 12) is used to provide optical fluxes for 51 of the 79 SINGS/KINGFISH galaxies. The union of the SDSS *ugriz* and PS1-recalibrated BVR_{CI}

samples comprises 63 galaxies, hence 80% of the full sample. The fraction of the sample for which we have reliable optical photometry approaches 100% after inclusion of BVR_{CI} photometry from other global photometric data sets (see Table 3 and de Vaucouleurs et al. 1991; Muñoz-Mateos et al. 2009; Tully et al. 2009; Cook et al. 2014).

Other differences between our BVR_{CI} photometry and those appearing in Dale et al. (2007) include the use of SINGS Data Release 5 (DR5) images (DR2 imaging was used in the previous publication), more robust sky level determinations (i.e., a significantly larger number of sky pixels are now used—38% more on average), and a fresh take on the editing of foreground stars and background galaxies (see Section 3.5). In some instances the DR5 images are noticeably flatter than their DR2 counterparts (e.g., NGC 0628 VR_{CI}). Otherwise, the data-processing procedures are essentially identical to those already described in Dale et al. (2007).

3.2. *Herschel* Infrared

Fluxes based on *Herschel* PACS and SPIRE imaging are presented here for 67 of the 79 SINGS/KINGFISH galaxies. The *Herschel* PACS and SPIRE imaging observations are described in Dale et al. (2012) for the 61 KINGFISH galaxies, except for the PACS observations of NGC 0584, which were taken too late to appear in that publication. Another minor difference from Dale et al. (2012) is that the PACS maps used here are deeper for five KINGFISH objects since we have now incorporated additional data from other observing programs: Holmberg II, IC 2574, NGC 2798, NGC 4236, and NGC 4631. Deeper observations allow for more robust measurements, e.g., the 70 and 100 μm flux-to-uncertainty ratios for Holmberg II are a factor of two larger than published in Dale et al. (2012) (see Section 4). We also incorporate here new *Herschel* imaging observations for 6 SINGS galaxies from the *Herschel* Very Nearby Galaxy Survey (VNGS; PI C. Wilson) that are not in the KINGFISH sample: NGC 2403, M81 = NGC 3031, M82 = NGC 3034, NGC 4125, M51a = NGC 5194, and M51b = NGC 5195. The observing

Table 2
Global Flux Densities in Janskys Corrected for neither Galactic nor Intrinsic Extinction

Filter	GALEX		<i>B</i>	<i>V</i>	<i>R_C</i>	<i>I_C</i>	SDSS		SDSS		SDSS	
	FUV	NUV					<i>u</i>	<i>g</i>	<i>r</i>	<i>i</i>		
$\bar{\lambda}(\mu\text{m})$	0.154	0.231	0.441	0.551	0.659	0.806	0.356	0.482	0.626	0.767		
$\Delta\lambda(\mu\text{m})$	0.025	0.073	0.096	0.089	0.159	0.150	0.056	0.127	0.133	0.135		
A_x/A_V	2.586	2.994	1.310	1.0	0.788	0.577	1.642	1.219	0.849	0.641		
NGC 0024	772 ± 121E-3	981 ± 149E-3	817 ± 021E-2	108 ± 002E-1	138 ± 007E-1	183 ± 007E-1		
NGC 0337	463 ± 064E-3	819 ± 113E-3	786 ± 046E-2	908 ± 044E-2	108 ± 006E-1	139 ± 015E-1	249 ± 006E-2	664 ± 014E-2	100 ± 002E-1	121 ± 002E-1		
NGC 0584	274 ± 039E-4	146 ± 020E-3	130 ± 014E-1	264 ± 020E-1	346 ± 039E-1	519 ± 048E-1	292 ± 007E-2	143 ± 002E-1	296 ± 006E-1	433 ± 008E-1		
NGC 0628	469 ± 073E-2	591 ± 091E-2	528 ± 033E-1	721 ± 033E-1	921 ± 042E-1	118 ± 006E+0	179 ± 003E-1	492 ± 009E-1	804 ± 016E-1	108 ± 002E+0		
NGC 0855	920 ± 144E-4	178 ± 027E-3	204 ± 020E-2	335 ± 033E-2	457 ± 012E-2	...	840 ± 029E-3	268 ± 006E-2	468 ± 010E-2	633 ± 013E-2		
NGC 0925	293 ± 040E-2	357 ± 049E-2	265 ± 013E-1	456 ± 123E-1	465 ± 039E-1	601 ± 049E-1		
NGC 1097	298 ± 042E-2	418 ± 058E-2	373 ± 013E-1	641 ± 023E-1	898 ± 033E-1	124 ± 004E+0		
NGC 1266	024 ± 003E-4	141 ± 019E-4	146 ± 010E-2	289 ± 015E-2	404 ± 031E-2	638 ± 047E-2		
NGC 1291	698 ± 109E-3	151 ± 023E-2	579 ± 021E-1	118 ± 004E+0	172 ± 006E+0	241 ± 008E+0		
NGC 1316	268 ± 037E-3	142 ± 019E-2	782 ± 028E-1	155 ± 005E+0	226 ± 008E+0	290 ± 010E+0		
NGC 1377	210 ± 011E-2	350 ± 014E-2	453 ± 032E-2	732 ± 023E-2		
NGC 1404	889 ± 123E-4	253 ± 035E-3	172 ± 006E-1	355 ± 013E-1	513 ± 018E-1	764 ± 028E-1		
IC0342	233 ± 034E-2	513 ± 077E-2	975 ± 134E-1		
NGC 1482	303 ± 047E-4	106 ± 015E-3	499 ± 028E-2	692 ± 045E-2	976 ± 095E-2	150 ± 013E-1		
NGC 1512	158 ± 024E-2	165 ± 028E-2	146 ± 005E-1	252 ± 009E-1	351 ± 012E-1	489 ± 018E-1		
NGC 1566	509 ± 071E-2	612 ± 084E-2	348 ± 012E-1	593 ± 021E-1	697 ± 025E-1	864 ± 031E-1		
NGC 1705	158 ± 024E-2	148 ± 022E-2	267 ± 009E-2	366 ± 013E-2	399 ± 014E-2	537 ± 019E-2		
NGC 2146	188 ± 028E-3	485 ± 072E-3	119 ± 015E-1	210 ± 027E-1	...	537 ± 014E-1		
NGC 2403	185 ± 029E-1	220 ± 034E-1	129 ± 012E+0	205 ± 029E+0	227 ± 008E+0	301 ± 007E+0	751 ± 015E-1	153 ± 003E+0	225 ± 004E+0	287 ± 005E+0		
HoII	340 ± 053E-2	369 ± 056E-2	127 ± 009E-1	149 ± 007E-1	201 ± 022E-1	303 ± 049E-1		
M81dwA	418 ± 057E-4	488 ± 067E-4	100 ± 040E-3	900 ± 400E-4	110 ± 040E-3	140 ± 060E-3		
DDO 053	214 ± 033E-3	207 ± 032E-3	660 ± 160E-3	820 ± 200E-3	550 ± 180E-3	800 ± 260E-3	271 ± 014E-3	507 ± 017E-3	602 ± 020E-3	624 ± 021E-3		
NGC 2798	965 ± 133E-4	201 ± 027E-3	298 ± 027E-2	545 ± 033E-2	645 ± 033E-2	110 ± 010E-1	839 ± 028E-3	310 ± 007E-2	598 ± 012E-2	825 ± 017E-2		
NGC 2841	116 ± 016E-2	183 ± 025E-2	435 ± 020E-1	765 ± 027E-1	101 ± 007E+0	176 ± 009E+0	111 ± 002E-1	459 ± 009E-1	941 ± 018E-1	140 ± 002E+0		
NGC 2915	218 ± 030E-3	216 ± 030E-3	214 ± 021E-2	308 ± 011E-2	508 ± 018E-2	500 ± 050E-2		
HoI	369 ± 058E-3	401 ± 061E-3	116 ± 029E-2	153 ± 038E-2	147 ± 043E-2	211 ± 053E-2		
NGC 2976	125 ± 019E-2	173 ± 026E-2	220 ± 014E-1	357 ± 011E-1	464 ± 029E-1	676 ± 045E-1	753 ± 016E-2	225 ± 004E-1	400 ± 008E-1	539 ± 010E-1		
NGC 3049	228 ± 034E-3	339 ± 046E-3	246 ± 020E-2	359 ± 018E-2	397 ± 028E-2	532 ± 051E-2	923 ± 027E-3	234 ± 005E-2	390 ± 008E-2	499 ± 010E-2		
NGC 3031	100 ± 015E-1	133 ± 020E-1	297 ± 029E+0	610 ± 061E+0	...	141 ± 003E+1	884 ± 017E-1	362 ± 007E+0	778 ± 015E+0	116 ± 002E+1		
NGC 3034	101 ± 015E-2	288 ± 043E-2	111 ± 018E+0	164 ± 016E+0	243 ± 033E+0	376 ± 045E+0	323 ± 006E-1	105 ± 002E+0	231 ± 004E+0	345 ± 006E+0		
HoIX	226 ± 031E-3	280 ± 038E-3	570 ± 090E-3	550 ± 110E-3	590 ± 120E-3	900 ± 300E-3	375 ± 019E-3	635 ± 020E-3	807 ± 024E-3	930 ± 028E-3		
NGC 3077	183 ± 005E-1	...	539 ± 014E-1	...	694 ± 015E-2	264 ± 005E-1	496 ± 010E-1	688 ± 013E-1		
M81dwB	469 ± 073E-4	586 ± 090E-4	480 ± 160E-3	650 ± 210E-3	800 ± 270E-3	830 ± 230E-3	175 ± 011E-3	447 ± 016E-3	682 ± 021E-3	842 ± 025E-3		
NGC 3190	334 ± 046E-4	149 ± 020E-3	997 ± 040E-2	180 ± 005E-1	253 ± 008E-1	400 ± 015E-1	216 ± 005E-2	102 ± 002E-1	211 ± 004E-1	317 ± 006E-1		
NGC 3184	373 ± 051E-2	492 ± 068E-2	336 ± 029E-1	478 ± 020E-1	566 ± 039E-1	740 ± 041E-1	106 ± 002E-1	316 ± 006E-1	509 ± 010E-1	667 ± 013E-1		
NGC 3198	215 ± 029E-2	259 ± 035E-2	200 ± 008E-1	251 ± 013E-1	296 ± 024E-1	398 ± 033E-1	628 ± 013E-2	171 ± 003E-1	270 ± 005E-1	350 ± 007E-1		
IC2574	390 ± 061E-2	405 ± 061E-2	140 ± 019E-1	184 ± 025E-1	182 ± 029E-1	264 ± 035E-1		
NGC 3265	474 ± 065E-4	807 ± 111E-4	112 ± 014E-2	170 ± 008E-2	218 ± 020E-2	352 ± 051E-2	365 ± 016E-3	113 ± 003E-2	209 ± 005E-2	289 ± 006E-2		
Mrk 33	378 ± 052E-3	475 ± 065E-3	196 ± 014E-2	283 ± 055E-2	336 ± 073E-2	392 ± 078E-2	937 ± 027E-3	197 ± 004E-2	299 ± 006E-2	342 ± 007E-2		
NGC 3351	147 ± 023E-2	242 ± 036E-2	302 ± 037E-1	533 ± 039E-1	700 ± 050E-1	107 ± 006E+0	876 ± 018E-2	328 ± 006E-1	620 ± 012E-1	878 ± 017E-1		
NGC 3521	144 ± 023E-2	296 ± 045E-2	629 ± 024E-1	107 ± 002E+0	147 ± 002E+0	225 ± 006E+0	170 ± 003E-1	664 ± 013E-1	129 ± 002E+0	180 ± 003E+0		
NGC 3621	427 ± 062E-2	608 ± 086E-2	428 ± 015E-1	651 ± 024E-1	780 ± 028E-1	104 ± 003E+0		
NGC 3627	246 ± 038E-2	452 ± 069E-2	742 ± 042E-1	115 ± 002E+0	141 ± 012E+0	215 ± 011E+0	214 ± 004E-1	760 ± 015E-1	136 ± 002E+0	190 ± 003E+0		
NGC 3773	345 ± 047E-3	454 ± 062E-3	166 ± 009E-2	226 ± 008E-2	259 ± 021E-2	327 ± 026E-2	754 ± 023E-3	163 ± 004E-2	253 ± 005E-2	307 ± 007E-2		

Table 2
(Continued)

Filter	GALEX		<i>B</i>	<i>V</i>	<i>R_C</i>	<i>I_C</i>	SDSS		<i>r</i>	<i>i</i>
	FUV	NUV					<i>u</i>	<i>g</i>		
$\bar{\lambda}(\mu\text{m})$	0.154	0.231	0.441	0.551	0.659	0.806	0.356	0.482	0.626	0.767
$\Delta\lambda(\mu\text{m})$	0.025	0.073	0.096	0.089	0.159	0.150	0.056	0.127	0.133	0.135
A_λ/A_V	2.586	2.994	1.310	1.0	0.788	0.577	1.642	1.219	0.849	0.641
NGC 3938	...	311 ± 043E-2	218 ± 008E-1	308 ± 005E-1	347 ± 019E-1	486 ± 017E-1	724 ± 015E-2	203 ± 004E-1	314 ± 006E-1	407 ± 008E-1
NGC 4125	...	193 ± 028E-3	202 ± 003E-1	369 ± 007E-1	504 ± 011E-1	764 ± 048E-1	391 ± 008E-2	204 ± 004E-1	419 ± 008E-1	619 ± 012E-1
NGC 4236	625 ± 098E-2	744 ± 113E-2	343 ± 029E-1	395 ± 031E-1	479 ± 038E-1	560 ± 054E-1
NGC 4254	259 ± 038E-2	464 ± 064E-2	344 ± 021E-1	486 ± 014E-1	614 ± 022E-1	765 ± 026E-1	128 ± 002E-1	339 ± 006E-1	543 ± 010E-1	697 ± 014E-1
NGC 4321	262 ± 039E-2	445 ± 061E-2	442 ± 020E-1	670 ± 017E-1	889 ± 041E-1	132 ± 007E+0	152 ± 003E-1	442 ± 008E-1	755 ± 015E-1	103 ± 002E+0
NGC 4450	...	438 ± 060E-3	201 ± 010E-1	368 ± 010E-1	505 ± 017E-1	768 ± 032E-1	513 ± 011E-2	213 ± 004E-1	432 ± 008E-1	629 ± 012E-1
NGC 4536	148 ± 020E-2	191 ± 026E-2	185 ± 012E-1	273 ± 023E-1	343 ± 035E-1	520 ± 100E-1	561 ± 012E-2	172 ± 003E-1	292 ± 005E-1	393 ± 007E-1
NGC 4552	140 ± 019E-3	344 ± 047E-3	230 ± 009E-1	425 ± 010E-1	603 ± 016E-1	942 ± 051E-1	440 ± 009E-2	239 ± 004E-1	501 ± 010E-1	749 ± 015E-1
NGC 4559	473 ± 065E-2	568 ± 078E-2	305 ± 019E-1	396 ± 011E-1	452 ± 033E-1	570 ± 039E-1	108 ± 002E-1	277 ± 005E-1	402 ± 008E-1	502 ± 010E-1
NGC 4569	427 ± 059E-3	139 ± 019E-2	335 ± 033E-1	555 ± 055E-1	909 ± 019E-2	361 ± 007E-1	624 ± 012E-1	900 ± 018E-1
NGC 4579	434 ± 060E-3	897 ± 124E-3	293 ± 012E-1	535 ± 020E-1	694 ± 043E-1	105 ± 006E+0	661 ± 014E-2	299 ± 006E-1	602 ± 012E-1	883 ± 017E-1
NGC 4594	376 ± 059E-3	111 ± 017E-2	103 ± 006E+0	242 ± 032E+0	292 ± 009E+0	453 ± 028E+0	242 ± 005E-1	123 ± 002E+0	265 ± 005E+0	401 ± 008E+0
NGC 4625	549 ± 087E-3	698 ± 107E-3	364 ± 028E-2	527 ± 047E-2	617 ± 086E-2	805 ± 058E-2	126 ± 003E-2	341 ± 007E-2	534 ± 011E-2	686 ± 014E-2
NGC 4631	963 ± 151E-2	118 ± 018E-1	616 ± 048E-1	812 ± 030E-1	944 ± 048E-1	119 ± 005E+0	249 ± 005E-1	579 ± 011E-1	854 ± 017E-1	108 ± 002E+0
NGC 4725	202 ± 028E-2	271 ± 037E-2	466 ± 024E-1	825 ± 022E-1	104 ± 003E+0	163 ± 007E+0	123 ± 002E-1	478 ± 009E-1	910 ± 018E-1	131 ± 002E+0
NGC 4736	625 ± 098E-2	809 ± 123E-2	141 ± 009E+0	215 ± 006E+0	292 ± 010E+0	431 ± 024E+0	415 ± 008E-1	162 ± 003E+0	300 ± 006E+0	421 ± 008E+0
DDO 154	413 ± 064E-3	401 ± 062E-3	105 ± 029E-2	113 ± 035E-2	121 ± 030E-2	127 ± 032E-2	450 ± 017E-3	892 ± 026E-3	102 ± 002E-2	102 ± 002E-2
NGC 4826	100 ± 015E-2	258 ± 039E-2	957 ± 078E-1	149 ± 008E+0	190 ± 017E+0	303 ± 017E+0	228 ± 004E-1	966 ± 019E-1	184 ± 003E+0	268 ± 005E+0
DDO 165	483 ± 075E-3	660 ± 100E-3	285 ± 071E-2	277 ± 028E-2	254 ± 055E-2	339 ± 125E-2	929 ± 028E-3	220 ± 005E-2	255 ± 006E-2	284 ± 006E-2
NGC 5033	181 ± 025E-2	235 ± 032E-2	241 ± 012E-1	392 ± 021E-1	...	636 ± 041E-1	734 ± 015E-2	235 ± 004E-1	422 ± 008E-1	581 ± 011E-1
NGC 5055	369 ± 058E-2	586 ± 090E-2	804 ± 080E-1	133 ± 013E+0	181 ± 005E+0	274 ± 007E+0	280 ± 005E-1	934 ± 018E-1	171 ± 003E+0	245 ± 004E+0
NGC 5194	107 ± 016E-1	165 ± 025E-1	133 ± 015E+0	182 ± 012E+0	215 ± 020E+0	323 ± 029E+0	568 ± 011E-1	149 ± 003E+0	249 ± 005E+0	335 ± 006E+0
NGC 5195	155 ± 025E-3	420 ± 066E-3	373 ± 042E-1	612 ± 041E-1	806 ± 076E-1	150 ± 013E+0	675 ± 014E-2	261 ± 005E-1	562 ± 011E-1	852 ± 017E-1
NGC 5398	469 ± 064E-3	699 ± 096E-3	481 ± 048E-2	506 ± 050E-2	403 ± 040E-2	520 ± 052E-2
NGC 5457	346 ± 054E-1	387 ± 059E-1	202 ± 017E+0	261 ± 024E+0	285 ± 007E+0	431 ± 011E+0	755 ± 015E-1	189 ± 003E+0	275 ± 005E+0	352 ± 007E+0
NGC 5408	562 ± 056E-2	804 ± 080E-2
NGC 5474	231 ± 036E-2	251 ± 038E-2	124 ± 007E-1	165 ± 006E-1	180 ± 012E-1	215 ± 019E-1	488 ± 011E-2	116 ± 002E-1	166 ± 003E-1	199 ± 004E-1
NGC 5713	387 ± 053E-3	750 ± 103E-3	920 ± 062E-2	134 ± 006E-1	174 ± 006E-1	237 ± 025E-1	285 ± 006E-2	884 ± 018E-2	151 ± 003E-1	197 ± 004E-1
NGC 5866	584 ± 081E-4	375 ± 051E-3	235 ± 010E-1	429 ± 015E-1	542 ± 037E-1	849 ± 049E-1	556 ± 012E-2	255 ± 005E-1	493 ± 009E-1	731 ± 014E-1
IC4710	118 ± 016E-2	157 ± 021E-2	566 ± 056E-2	797 ± 079E-2	704 ± 070E-2
NGC 6822	573 ± 079E-2	739 ± 103E-2	658 ± 034E-1	973 ± 037E-1	121 ± 004E+0	977 ± 085E-1
NGC 6946	183 ± 025E-2	335 ± 046E-2	610 ± 060E-1	127 ± 005E+0	...	349 ± 034E+0
NGC 7331	802 ± 111E-3	151 ± 020E-2	452 ± 026E-1	715 ± 013E-1	101 ± 002E+0	168 ± 007E+0	905 ± 019E-2	386 ± 007E-1	814 ± 016E-1	124 ± 002E+0
NGC 7552	697 ± 096E-3	136 ± 019E-2	127 ± 004E-1	216 ± 007E-1	226 ± 022E-1	214 ± 021E-1
NGC 7793	111 ± 017E-1	129 ± 019E-1	550 ± 055E-1	766 ± 076E-1	745 ± 074E-1	661 ± 066E-1
Filter	SDSS	2MASS	2MASS	2MASS	<i>Spitzer</i>	<i>Spitzer</i>	<i>Spitzer</i>	<i>Spitzer</i>	<i>WISE</i>	<i>Spitzer</i>
	<i>z</i>	<i>J</i>	<i>H</i>	<i>K_s</i>	IRAC	IRAC	IRAC	IRAC	W3	MIPS
$\bar{\lambda}(\mu\text{m})$	0.910	1.24	1.65	2.17	3.56	4.51	5.76	7.96	12.8	23.8
$\Delta\lambda(\mu\text{m})$	0.131	0.163	0.252	0.264	0.687	0.872	1.25	2.55	5.51	5.32
A_λ/A_V	0.488	0.296	0.187	0.116	0.0451	0.0288	0.0193	0.0296	0.0355	0.0193
NGC 0024	...	228 ± 012E-1	246 ± 013E-1	188 ± 012E-1	101 ± 013E-1	682 ± 101E-2	821 ± 116E-2	117 ± 016E-1	924 ± 064E-2	120 ± 004E-1
NGC 0337	136 ± 002E-1	178 ± 009E-1	190 ± 009E-1	164 ± 008E-1	958 ± 126E-2	659 ± 090E-2	141 ± 018E-1	376 ± 047E-1	291 ± 020E-1	673 ± 028E-1
NGC 0584	562 ± 011E-1	880 ± 044E-1	109 ± 005E+0	860 ± 043E-1	365 ± 049E-1	219 ± 029E-1	174 ± 022E-1	114 ± 014E-1	700 ± 049E-2	480 ± 020E-2

Table 2
(Continued)

Filter	SDSS z	2MASS J	2MASS H	2MASS K_s	<i>Spitzer</i> IRAC	<i>Spitzer</i> IRAC	<i>Spitzer</i> IRAC	<i>Spitzer</i> IRAC	<i>WISE</i> W3	<i>Spitzer</i> MIPS
$\lambda(\mu\text{m})$	0.910	1.24	1.65	2.17	3.56	4.51	5.76	7.96	12.8	23.8
$\Delta\lambda(\mu\text{m})$	0.131	0.163	0.252	0.264	0.687	0.872	1.25	2.55	5.51	5.32
A_λ/A_V	0.488	0.296	0.187	0.116	0.0451	0.0288	0.0193	0.0296	0.0355	0.0193
NGC 0628	123 ± 002E+0	156 ± 007E+0	160 ± 008E+0	128 ± 006E+0	839 ± 117E-1	544 ± 075E-1	116 ± 014E+0	259 ± 033E+0	235 ± 016E+0	323 ± 012E+0
NGC 0855	766 ± 017E-2	853 ± 051E-2	940 ± 064E-2	778 ± 066E-2	428 ± 060E-2	280 ± 039E-2	359 ± 030E-2	474 ± 057E-2	354 ± 024E-2	851 ± 034E-2
NGC 0925	...	561 ± 028E-1	621 ± 031E-1	500 ± 026E-1	307 ± 041E-1	210 ± 028E-1	349 ± 044E-1	606 ± 075E-1	545 ± 038E-1	943 ± 040E-1
NGC 1097	...	234 ± 011E+0	270 ± 013E+0	226 ± 011E+0	123 ± 016E+0	800 ± 109E-1	146 ± 018E+0	317 ± 039E+0	298 ± 020E+0	661 ± 027E+0
NGC 1266	...	112 ± 005E-1	120 ± 006E-1	116 ± 006E-1	538 ± 073E-2	414 ± 054E-2	542 ± 072E-2	878 ± 111E-2	111 ± 007E-1	872 ± 036E-1
NGC 1291	...	432 ± 021E+0	453 ± 022E+0	396 ± 019E+0	207 ± 028E+0	127 ± 017E+0	906 ± 121E-1	639 ± 079E-1	592 ± 041E-1	480 ± 019E-1
NGC 1316	...	461 ± 023E+0	484 ± 024E+0	417 ± 020E+0	247 ± 033E+0	153 ± 021E+0	112 ± 014E+0	553 ± 069E-1	605 ± 042E-1	428 ± 021E-1
NGC 1377	...	986 ± 051E-2	113 ± 006E-1	936 ± 053E-2	567 ± 075E-2	850 ± 116E-2	267 ± 035E-1	419 ± 052E-1	397 ± 027E-1	182 ± 007E+0
NGC 1404	...	136 ± 006E+0	158 ± 007E+0	134 ± 006E+0	727 ± 098E-1	434 ± 059E-1	331 ± 042E-1	158 ± 020E-1	137 ± 009E-1	880 ± 040E-2
IC0342	...	952 ± 047E+0	106 ± 005E+1	107 ± 005E+1	125 ± 016E+1	701 ± 096E+0	113 ± 014E+1	251 ± 031E+1	233 ± 016E+1	362 ± 014E+1
NGC 1482	...	225 ± 011E-1	294 ± 015E-1	290 ± 015E-1	204 ± 028E-1	151 ± 020E-1	592 ± 076E-1	155 ± 019E+0	123 ± 008E+0	367 ± 014E+0
NGC 1512	...	804 ± 043E-1	851 ± 048E-1	727 ± 046E-1	438 ± 052E-1	294 ± 033E-1	260 ± 034E-1	456 ± 054E-1	448 ± 031E-1	486 ± 019E-1
NGC 1566	...	138 ± 006E+0	140 ± 007E+0	126 ± 006E+0	750 ± 101E-1	479 ± 065E-1	907 ± 115E-1	211 ± 026E+0	188 ± 013E+0	282 ± 012E+0
NGC 1705	...	570 ± 036E-2	537 ± 044E-2	442 ± 047E-2	266 ± 036E-2	192 ± 025E-2	183 ± 019E-2	192 ± 020E-2	194 ± 013E-2	538 ± 022E-2
NGC 2146	...	892 ± 044E-1	117 ± 005E+0	107 ± 005E+0	835 ± 113E-1	629 ± 086E-1	250 ± 032E+0	676 ± 084E+0	495 ± 034E+0	123 ± 004E+1
NGC 2403	329 ± 006E+0	283 ± 014E+0	284 ± 014E+0	235 ± 012E+0	149 ± 025E+0	101 ± 017E+0	197 ± 026E+0	386 ± 051E+0	395 ± 027E+0	587 ± 023E+0
HoII	...	275 ± 016E-1	294 ± 019E-1	226 ± 018E-1	771 ± 098E-2	644 ± 078E-2	399 ± 047E-2	440 ± 048E-2	417 ± 030E-2	177 ± 007E-1
M81dwA	...	370 ± 066E-3	384 ± 098E-3	290 ± 117E-3	185 ± 094E-3	960 ± 960E-4	<376E-3	<236E-3	<630E-4	<173E-2
DDO 053	583 ± 033E-3	730 ± 200E-3	134 ± 030E-2	783 ± 366E-3	425 ± 100E-3	309 ± 100E-3	264 ± 090E-3	437 ± 100E-3	642 ± 047E-3	239 ± 010E-2
NGC 2798	106 ± 002E-1	160 ± 008E-1	184 ± 009E-1	172 ± 009E-1	114 ± 015E-1	810 ± 114E-2	265 ± 034E-1	632 ± 078E-1	587 ± 041E-1	261 ± 010E+0
NGC 2841	179 ± 003E+0	277 ± 013E+0	319 ± 015E+0	265 ± 013E+0	126 ± 017E+0	750 ± 103E-1	669 ± 085E-1	115 ± 014E+0	100 ± 007E+0	908 ± 037E-1
NGC 2915	...	103 ± 005E-1	127 ± 006E-1	839 ± 048E-2	521 ± 072E-2	340 ± 049E-2	321 ± 043E-2	304 ± 038E-2	180 ± 012E-2	620 ± 026E-2
HoI	...	296 ± 041E-2	385 ± 062E-2	157 ± 072E-2	959 ± 140E-3	595 ± 120E-3	373 ± 180E-3	362 ± 160E-3	163 ± 082E-3	654 ± 073E-3
NGC 2976	647 ± 013E-1	808 ± 040E-1	858 ± 043E-1	689 ± 036E-1	405 ± 058E-1	281 ± 039E-1	513 ± 065E-1	101 ± 012E+0	835 ± 058E-1	139 ± 005E+0
NGC 3049	601 ± 013E-2	751 ± 040E-2	802 ± 046E-2	729 ± 045E-2	402 ± 051E-2	273 ± 038E-2	651 ± 086E-2	134 ± 016E-1	112 ± 007E-1	426 ± 017E-1
NGC 3031	153 ± 003E+1	219 ± 010E+1	243 ± 012E+1	207 ± 010E+1	105 ± 014E+1	652 ± 089E+0	556 ± 074E+0	759 ± 099E+0	580 ± 040E+0	521 ± 020E+0
NGC 3034	461 ± 009E+0	811 ± 040E+0	992 ± 049E+0	960 ± 048E+0	712 ± 223E+0	567 ± 178E+0	234 ± 072E+1	613 ± 189E+1	713 ± 050E+1	322 ± 096E+2 ^a
HoIX	902 ± 060E-3	231 ± 020E-2	196 ± 027E-2	142 ± 032E-2	730 ± 113E-3	377 ± 101E-3	<130E-2	<119E-2	526 ± 050E-3	<362E-2
NGC 3077	821 ± 016E-1	993 ± 050E-1	100 ± 005E+0	850 ± 044E-1	533 ± 072E-1	360 ± 049E-1	430 ± 054E-1	808 ± 100E-1	748 ± 052E-1	129 ± 005E+0
M81dwB	997 ± 037E-3	111 ± 014E-2	130 ± 022E-2	132 ± 026E-2	534 ± 100E-3	360 ± 100E-3	321 ± 090E-3	307 ± 080E-3	373 ± 124E-3	332 ± 034E-3
NGC 3190	423 ± 008E-1	697 ± 034E-1	824 ± 041E-1	734 ± 036E-1	371 ± 050E-1	234 ± 032E-1	246 ± 031E-1	327 ± 041E-1	277 ± 019E-1	266 ± 011E-1
NGC 3184	754 ± 015E-1	103 ± 005E+0	112 ± 005E+0	908 ± 046E-1	556 ± 075E-1	356 ± 048E-1	666 ± 084E-1	143 ± 017E+0	115 ± 008E+0	142 ± 005E+0
NGC 3198	417 ± 008E-1	568 ± 028E-1	627 ± 031E-1	545 ± 027E-1	273 ± 036E-1	173 ± 023E-1	335 ± 042E-1	682 ± 085E-1	605 ± 042E-1	105 ± 004E+0
IC2574	...	360 ± 020E-1	232 ± 019E-1	172 ± 021E-1	124 ± 020E-1	906 ± 127E-2	642 ± 087E-2	688 ± 089E-2	442 ± 032E-2	281 ± 011E-1
NGC 3265	361 ± 008E-2	497 ± 028E-2	565 ± 035E-2	476 ± 035E-2	283 ± 037E-2	198 ± 026E-2	410 ± 054E-2	101 ± 012E-1	855 ± 059E-2	294 ± 012E-1
Mrk 33	384 ± 008E-2	486 ± 028E-2	555 ± 035E-2	476 ± 035E-2	265 ± 036E-2	188 ± 026E-2	528 ± 067E-2	127 ± 016E-1	157 ± 010E-1	861 ± 035E-1
NGC 3351	110 ± 002E+0	164 ± 008E+0	174 ± 008E+0	152 ± 007E+0	770 ± 109E-1	500 ± 070E-1	658 ± 092E-1	126 ± 016E+0	115 ± 008E+0	253 ± 010E+0
NGC 3521	235 ± 004E+0	355 ± 017E+0	408 ± 020E+0	342 ± 017E+0	195 ± 027E+0	129 ± 018E+0	235 ± 032E+0	559 ± 075E+0	483 ± 033E+0	548 ± 021E+0
NGC 3621	...	181 ± 009E+0	205 ± 010E+0	164 ± 008E+0	983 ± 132E-1	664 ± 091E-1	160 ± 020E+0	347 ± 043E+0	293 ± 020E+0	368 ± 018E+0
NGC 3627	236 ± 004E+0	324 ± 016E+0	366 ± 018E+0	313 ± 015E+0	177 ± 025E+0	115 ± 017E+0	219 ± 030E+0	520 ± 069E+0	460 ± 032E+0	750 ± 029E+0
NGC 3773	345 ± 008E-2	442 ± 023E-2	380 ± 022E-2	370 ± 023E-2	221 ± 027E-2	143 ± 023E-2	255 ± 034E-2	474 ± 059E-2	409 ± 028E-2	144 ± 005E-1
NGC 3938	464 ± 009E-1	625 ± 031E-1	570 ± 029E-1	531 ± 027E-1	320 ± 043E-1	211 ± 029E-1	410 ± 052E-1	980 ± 122E-1	846 ± 059E-1	108 ± 004E+0
NGC 4125	795 ± 016E-1	136 ± 006E+0	151 ± 007E+0	127 ± 006E+0	639 ± 086E-1	371 ± 050E-1	247 ± 032E-1	143 ± 017E-1	104 ± 007E-1	784 ± 042E-2
NGC 4236	...	626 ± 033E-1	824 ± 044E-1	566 ± 034E-1	245 ± 033E-1	185 ± 028E-1	184 ± 014E-1	215 ± 027E-1	138 ± 009E-1	513 ± 020E-1

Table 2
(Continued)

Filter	SDSS	2MASS	2MASS	2MASS	<i>Spitzer</i>	<i>Spitzer</i>	<i>Spitzer</i>	<i>Spitzer</i>	<i>WISE</i>	<i>Spitzer</i>
	z	J	H	K_s	IRAC	IRAC	IRAC	IRAC	W3	MIPS
$\bar{\lambda}(\mu\text{m})$	0.910	1.24	1.65	2.17	3.56	4.51	5.76	7.96	12.8	23.8
$\Delta\lambda(\mu\text{m})$	0.131	0.163	0.252	0.264	0.687	0.872	1.25	2.55	5.51	5.32
A_λ/A_V	0.488	0.296	0.187	0.116	0.0451	0.0288	0.0193	0.0296	0.0355	0.0193
NGC 4254	842 ± 017E-1	122 ± 006E+0	132 ± 006E+0	119 ± 006E+0	697 ± 094E-1	468 ± 064E-1	149 ± 018E+0	392 ± 048E+0	331 ± 023E+0	419 ± 016E+0
NGC 4321	122 ± 002E+0	182 ± 009E+0	197 ± 009E+0	163 ± 008E+0	950 ± 128E-1	637 ± 087E-1	121 ± 015E+0	287 ± 035E+0	257 ± 018E+0	333 ± 013E+0
NGC 4450	789 ± 015E-1	117 ± 005E+0	136 ± 006E+0	106 ± 005E+0	527 ± 071E-1	324 ± 044E-1	260 ± 033E-1	267 ± 033E-1	246 ± 017E-1	209 ± 011E-1
NGC 4536	491 ± 010E-1	702 ± 035E-1	742 ± 037E-1	694 ± 035E-1	394 ± 053E-1	285 ± 038E-1	620 ± 079E-1	165 ± 020E+0	131 ± 009E+0	345 ± 013E+0
NGC 4552	988 ± 019E-1	157 ± 007E+0	175 ± 008E+0	143 ± 007E+0	824 ± 111E-1	480 ± 065E-1	299 ± 038E-1	170 ± 021E-1	100 ± 007E-1	940 ± 041E-2
NGC 4559	545 ± 011E-1	760 ± 038E-1	777 ± 039E-1	652 ± 033E-1	353 ± 047E-1	233 ± 032E-1	420 ± 053E-1	837 ± 104E-1	629 ± 044E-1	111 ± 004E+0
NGC 4569	108 ± 002E+0	175 ± 008E+0	203 ± 010E+0	164 ± 008E+0	759 ± 102E-1	472 ± 064E-1	590 ± 075E-1	101 ± 012E+0	931 ± 065E-1	143 ± 005E+0
NGC 4579	111 ± 002E+0	198 ± 009E+0	218 ± 010E+0	179 ± 008E+0	863 ± 117E-1	520 ± 071E-1	541 ± 069E-1	726 ± 090E-1	706 ± 049E-1	759 ± 031E-1
NGC 4594	523 ± 010E+0	771 ± 038E+0	894 ± 044E+0	743 ± 037E+0	389 ± 053E+0	235 ± 031E+0	179 ± 022E+0	144 ± 016E+0	109 ± 007E+0	771 ± 030E-1
NGC 4625	795 ± 017E-2	966 ± 063E-2	112 ± 008E-1	892 ± 087E-2	486 ± 064E-2	307 ± 040E-2	605 ± 076E-2	134 ± 016E-1	112 ± 007E-1	128 ± 005E-1
NGC 4631	121 ± 002E+0	172 ± 008E+0	196 ± 009E+0	182 ± 009E+0	119 ± 017E+0	845 ± 114E-1	247 ± 031E+0	584 ± 072E+0	463 ± 032E+0	812 ± 032E+0
NGC 4725	159 ± 003E+0	240 ± 012E+0	315 ± 015E+0	239 ± 012E+0	113 ± 015E+0	704 ± 096E-1	753 ± 095E-1	120 ± 015E+0	875 ± 061E-1	859 ± 037E-1
NGC 4736	518 ± 010E+0	684 ± 034E+0	760 ± 038E+0	639 ± 032E+0	344 ± 048E+0	229 ± 031E+0	256 ± 034E+0	481 ± 064E+0	454 ± 031E+0	552 ± 022E+0
DDO 154	126 ± 004E-2	984 ± 260E-3	123 ± 039E-2	119 ± 047E-2	510 ± 100E-3	350 ± 100E-3	<403E-3	<399E-3	<124E-3	<438E-3
NGC 4826	336 ± 006E+0	547 ± 027E+0	616 ± 030E+0	520 ± 026E+0	239 ± 034E+0	151 ± 021E+0	159 ± 021E+0	223 ± 029E+0	185 ± 012E+0	254 ± 010E+0
DDO 165	306 ± 008E-2	313 ± 035E-2	463 ± 054E-2	370 ± 062E-2	127 ± 023E-2	907 ± 150E-3	587 ± 170E-3	407 ± 080E-3	<168E-3	<448E-3
NGC 5033	720 ± 014E-1	119 ± 006E+0	133 ± 006E+0	116 ± 005E+0	639 ± 086E-1	470 ± 064E-1	815 ± 103E-1	192 ± 023E+0	172 ± 012E+0	196 ± 007E+0
NGC 5055	309 ± 006E+0	414 ± 020E+0	491 ± 024E+0	402 ± 020E+0	236 ± 032E+0	155 ± 021E+0	259 ± 033E+0	558 ± 070E+0	524 ± 036E+0	558 ± 022E+0
NGC 5194	414 ± 008E+0	484 ± 024E+0	577 ± 029E+0	446 ± 022E+0	265 ± 035E+0	178 ± 025E+0	422 ± 053E+0	106 ± 013E+1	101 ± 007E+1	124 ± 004E+1
NGC 5195	112 ± 002E+0	229 ± 011E+0	274 ± 013E+0	222 ± 011E+0	830 ± 113E-1	509 ± 070E-1	461 ± 060E-1	644 ± 080E-1	997 ± 069E-1	146 ± 005E+0
NGC 5398	...	767 ± 040E-2	644 ± 037E-2	527 ± 035E-2	375 ± 050E-2	245 ± 036E-2	143 ± 020E-2	585 ± 075E-2	641 ± 044E-2	278 ± 013E-1
NGC 5457	386 ± 007E+0	435 ± 021E+0	501 ± 025E+0	440 ± 022E+0	281 ± 038E+0	189 ± 025E+0	338 ± 042E+0	761 ± 094E+0	687 ± 048E+0	105 ± 004E+1
NGC 5408	...	124 ± 006E-1	116 ± 006E-1	742 ± 050E-2	376 ± 071E-2	214 ± 051E-2	284 ± 053E-2	254 ± 047E-2	645 ± 045E-2	427 ± 017E-1
NGC 5474	222 ± 004E-1	262 ± 014E-1	305 ± 018E-1	193 ± 015E-1	108 ± 013E-1	730 ± 102E-2	555 ± 101E-2	114 ± 014E-1	100 ± 007E-1	156 ± 006E-1
NGC 5713	230 ± 004E-1	362 ± 018E-1	379 ± 019E-1	327 ± 016E-1	200 ± 027E-1	137 ± 019E-1	288 ± 037E-1	114 ± 014E+0	982 ± 068E-1	234 ± 009E+0
NGC 5866	889 ± 017E-1	129 ± 006E+0	147 ± 007E+0	125 ± 006E+0	662 ± 089E-1	420 ± 057E-1	311 ± 039E-1	314 ± 039E-1	260 ± 018E-1	213 ± 008E-1
IC4710	...	997 ± 054E-2	951 ± 057E-2	753 ± 054E-2	693 ± 096E-2	461 ± 064E-2	448 ± 061E-2	644 ± 082E-2	362 ± 025E-2	118 ± 005E-1
NGC 6822	...	177 ± 008E+0	184 ± 009E+0	146 ± 007E+0	157 ± 027E+0	973 ± 185E-1	988 ± 179E-1	122 ± 017E+0	110 ± 007E+0	313 ± 012E+0
NGC 6946	...	546 ± 027E+0	454 ± 022E+0	502 ± 025E+0	315 ± 042E+0	212 ± 029E+0	576 ± 072E+0	137 ± 017E+1	127 ± 008E+1	199 ± 007E+1
NGC 7331	169 ± 003E+0	264 ± 013E+0	320 ± 016E+0	273 ± 013E+0	158 ± 021E+0	101 ± 013E+0	185 ± 023E+0	401 ± 049E+0	335 ± 023E+0	434 ± 024E+0
NGC 7552	...	699 ± 035E-1	791 ± 039E-1	694 ± 035E-1	452 ± 061E-1	360 ± 049E-1	106 ± 013E+0	270 ± 033E+0	266 ± 018E+0	106 ± 004E+1
NGC 7793	...	164 ± 008E+0	168 ± 008E+0	130 ± 006E+0	744 ± 103E-1	481 ± 064E-1	104 ± 013E+0	189 ± 023E+0	147 ± 010E+0	209 ± 008E+0
Filter	<i>Spitzer</i>	<i>Herschel</i>	<i>Herschel</i>	<i>Spitzer</i>	<i>Herschel</i>	<i>Herschel</i>	<i>Herschel</i>	<i>Herschel</i>	JCMT	<i>Planck</i>
	MIPS	PACS	PACS	MIPS	PACS	SPIRE	SPIRE	SPIRE	SCUBA	HFI
$\bar{\lambda}(\mu\text{m})$	72.5	71.8	103	157	167	252	353	511	850	850
$\Delta\lambda(\mu\text{m})$	21.3	21.3	30.6	35.8	68.5	67.3	95.2	184	247	238
A_λ/A_V	0.00231	0.00231	0.00104	0.000388	0.000388	0.000152	0.0000725	0.0000361	0.0000146	0.0
NGC 0024	222 ± 015E+0	712 ± 085E+0	457 ± 091E-1
NGC 0337	111 ± 007E+1	139 ± 006E+1	210 ± 010E+1	200 ± 024E+1	197 ± 009E+1	894 ± 063E+0	405 ± 028E+0	158 ± 011E+0	349 ± 052E-1	573 ± 234E-1
NGC 0584	175 ± 045E-1	180 ± 025E-1	300 ± 033E-1	118 ± 030E+0	610 ± 038E-1	<838E-1	<603E-1	<419E-1
NGC 0628	338 ± 023E+1	420 ± 021E+1	836 ± 041E+1	111 ± 013E+2	114 ± 005E+2	621 ± 044E+1	298 ± 021E+1	114 ± 008E+1	...	198 ± 015E+0
NGC 0855	168 ± 011E+0	208 ± 010E+0	253 ± 013E+0	222 ± 026E+0	206 ± 010E+0	135 ± 009E+0	726 ± 052E-1	222 ± 018E-1
NGC 0925	143 ± 010E+1	136 ± 006E+1	289 ± 014E+1	433 ± 052E+1	372 ± 018E+1	251 ± 017E+1	138 ± 009E+1	652 ± 046E+0

Table 2
(Continued)

Filter	<i>Spitzer</i> MIPS	<i>Herschel</i> PACS	<i>Herschel</i> PACS	<i>Spitzer</i> MIPS	<i>Herschel</i> PACS	<i>Herschel</i> SPIRE	<i>Herschel</i> SPIRE	<i>Herschel</i> SPIRE	JCMT SCUBA	<i>Planck</i> HFI
$\lambda(\mu\text{m})$	72.5	71.8	103	157	167	252	353	511	850	850
$\Delta\lambda(\mu\text{m})$	21.3	21.3	30.6	35.8	68.5	67.3	95.2	184	247	238
A_λ/A_V	0.00231	0.00231	0.00104	0.000388	0.000388	0.000152	0.0000725	0.0000361	0.0000146	0.0
NGC 1097	598 ± 046E+1	787 ± 039E+1	123 ± 006E+2	153 ± 018E+2	132 ± 006E+2	669 ± 047E+1	293 ± 020E+1	106 ± 007E+1	144 ± 078E+0	212 ± 012E+0
NGC 1266	126 ± 009E+1	148 ± 007E+1	171 ± 008E+1	102 ± 012E+1	113 ± 005E+1	404 ± 028E+0	145 ± 010E+0	402 ± 030E-1
NGC 1291	527 ± 037E+0	439 ± 027E+0	135 ± 007E+1	262 ± 031E+1	226 ± 011E+1	151 ± 010E+1	757 ± 054E+0	309 ± 022E+0
NGC 1316	543 ± 040E+0	568 ± 029E+0	997 ± 050E+0	126 ± 017E+1	123 ± 006E+1	494 ± 035E+0	204 ± 015E+0	707 ± 058E-1
NGC 1377	634 ± 046E+0	725 ± 036E+0	651 ± 032E+0	338 ± 042E+0	337 ± 016E+0	122 ± 008E+0	469 ± 034E-1	163 ± 013E-1
NGC 1404	<165E-1	<214E-1	<252E-1	<286E-1	<204E-1	<154E-1	<134E-1	<909E-2
IC0342	351 ± 024E+2	470 ± 023E+2	894 ± 044E+2	914 ± 109E+2	107 ± 005E+3	564 ± 040E+2	251 ± 017E+2	922 ± 065E+1
NGC 1482	324 ± 028E+1	419 ± 020E+1	522 ± 026E+1	387 ± 046E+1	419 ± 021E+1	154 ± 010E+1	582 ± 041E+0	176 ± 012E+0	330 ± 050E-1	...
NGC 1512	682 ± 048E+0	752 ± 039E+0	150 ± 007E+1	196 ± 023E+1	191 ± 009E+1	147 ± 010E+1	866 ± 062E+0	363 ± 026E+0	...	551 ± 090E-1
NGC 1566	343 ± 025E+1	102 ± 012E+2	142 ± 010E+0
NGC 1705	124 ± 008E+0	139 ± 016E+0
NGC 2146	215 ± 015E+2	198 ± 009E+2	236 ± 011E+2	119 ± 014E+2	174 ± 008E+2	613 ± 043E+1	221 ± 015E+1	681 ± 048E+0
NGC 2403	857 ± 060E+1	994 ± 049E+1	...	225 ± 027E+2	192 ± 009E+2	119 ± 008E+2	627 ± 048E+1	279 ± 024E+1	...	422 ± 032E+0
HoII	318 ± 022E+0	438 ± 022E+0	574 ± 028E+0	346 ± 042E+0	363 ± 018E+0	152 ± 011E+0	771 ± 067E-1	284 ± 142E-1
M81dwA	<149E-1	<143E-1
DDO 053	315 ± 025E-1	400 ± 025E-1	519 ± 031E-1	357 ± 050E-1	300 ± 020E-1	138 ± 014E-1	989 ± 106E-2	<389E-2
NGC 2798	217 ± 017E+1	250 ± 012E+1	287 ± 014E+1	206 ± 024E+1	202 ± 010E+1	740 ± 052E+0	272 ± 019E+0	853 ± 061E-1	194 ± 032E-1	...
NGC 2841	102 ± 007E+1	110 ± 005E+1	286 ± 014E+1	622 ± 075E+1	488 ± 024E+1	321 ± 022E+1	152 ± 010E+1	589 ± 041E+0	...	122 ± 010E+0
NGC 2915	140 ± 010E+0	107 ± 005E+0	180 ± 009E+0	145 ± 026E+0	162 ± 008E+0	816 ± 059E-1	463 ± 034E-1	204 ± 016E-1
HoI	292 ± 028E-1	280 ± 031E-1	441 ± 039E-1	526 ± 075E-1	552 ± 039E-1	369 ± 031E-1	229 ± 020E-1	108 ± 012E-1
NGC 2976	199 ± 013E+1	209 ± 010E+1	372 ± 018E+1	426 ± 051E+1	459 ± 022E+1	242 ± 017E+1	113 ± 008E+1	442 ± 031E+0	609 ± 236E-1	110 ± 022E+0
NGC 3049	289 ± 021E+0	382 ± 019E+0	529 ± 026E+0	486 ± 059E+0	493 ± 024E+0	259 ± 018E+0	131 ± 009E+0	644 ± 046E-1
NGC 3031	852 ± 059E+1	997 ± 049E+1	...	308 ± 037E+2	281 ± 014E+2	176 ± 013E+2	876 ± 070E+1	364 ± 034E+1
NGC 3034	162 ± 048E+3 ^a	209 ± 010E+3	...	857 ± 257E+2 ^a	142 ± 007E+3	442 ± 031E+2	151 ± 010E+2	456 ± 033E+1	551 ± 082E+0	900 ± 018E+0
HoIX	<228E-1	<457E-1
NGC 3077	196 ± 013E+1	213 ± 010E+1	292 ± 014E+1	281 ± 033E+1	278 ± 013E+1	132 ± 009E+1	613 ± 043E+0	237 ± 017E+0
M81dwB	114 ± 012E-1	903 ± 116E-2	270 ± 018E-1	161 ± 027E-1	292 ± 018E-1	176 ± 014E-1	104 ± 010E-1	426 ± 213E-2
NGC 3190	565 ± 040E+0	629 ± 031E+0	109 ± 005E+1	150 ± 018E+1	153 ± 007E+1	819 ± 058E+0	348 ± 024E+0	118 ± 008E+0	189 ± 035E-1	...
NGC 3184	157 ± 011E+1	180 ± 009E+1	392 ± 019E+1	704 ± 084E+1	537 ± 026E+1	314 ± 022E+1	146 ± 010E+1	577 ± 041E+0	...	126 ± 009E+0
NGC 3198	102 ± 007E+1	109 ± 005E+1	224 ± 011E+1	389 ± 049E+1	296 ± 014E+1	182 ± 012E+1	955 ± 067E+0	403 ± 028E+0	...	105 ± 010E+0
IC2574	483 ± 034E+0	578 ± 029E+0	937 ± 047E+0	105 ± 012E+1	986 ± 049E+0	569 ± 040E+0	412 ± 029E+0	165 ± 012E+0
NGC 3265	270 ± 019E+0	292 ± 014E+0	322 ± 016E+0	270 ± 034E+0	285 ± 014E+0	115 ± 008E+0	509 ± 037E-1	194 ± 015E-1
Mrk 33	434 ± 031E+0	386 ± 047E+0	400 ± 060E-2	...
NGC 3351	218 ± 015E+1	270 ± 013E+1	486 ± 024E+1	569 ± 068E+1	538 ± 026E+1	313 ± 022E+1	138 ± 009E+1	480 ± 034E+0	...	102 ± 009E+0
NGC 3521	644 ± 045E+1	800 ± 040E+1	163 ± 008E+2	195 ± 023E+2	203 ± 010E+2	106 ± 007E+2	459 ± 032E+1	164 ± 011E+1	210 ± 082E+0	312 ± 014E+0
NGC 3621	501 ± 039E+1	504 ± 025E+1	101 ± 005E+2	139 ± 017E+2	124 ± 006E+2	649 ± 046E+1	305 ± 021E+1	123 ± 008E+1
NGC 3627	918 ± 070E+1	107 ± 005E+2	188 ± 009E+2	215 ± 027E+2	196 ± 009E+2	904 ± 064E+1	360 ± 025E+1	120 ± 008E+1	186 ± 070E+0	228 ± 011E+0
NGC 3773	157 ± 012E+0	139 ± 007E+0	214 ± 010E+0	238 ± 033E+0	206 ± 010E+0	945 ± 067E-1	414 ± 030E-1	155 ± 011E-1
NGC 3938	142 ± 010E+1	164 ± 008E+1	307 ± 015E+1	519 ± 062E+1	392 ± 019E+1	219 ± 015E+1	983 ± 069E+0	365 ± 026E+0	...	883 ± 083E-1
NGC 4125	111 ± 010E+0	740 ± 041E-1	...	176 ± 027E+0	183 ± 009E+0	895 ± 286E-1	509 ± 210E-1	239 ± 159E-1
NGC 4236	801 ± 056E+0	803 ± 041E+0	113 ± 005E+1	161 ± 019E+1	172 ± 008E+1	107 ± 007E+1	694 ± 049E+0	356 ± 025E+0	...	727 ± 101E-1
NGC 4254	502 ± 036E+1	596 ± 029E+1	110 ± 005E+2	142 ± 017E+2	126 ± 006E+2	618 ± 043E+1	249 ± 017E+1	833 ± 059E+0	100 ± 054E+0	159 ± 009E+0
NGC 4321	405 ± 028E+1	440 ± 022E+1	907 ± 045E+1	139 ± 016E+2	116 ± 005E+2	627 ± 044E+1	265 ± 018E+1	901 ± 064E+0	875 ± 493E-1	165 ± 008E+0
NGC 4450	342 ± 028E+0	169 ± 021E+1

Table 2
(Continued)

Filter	<i>Spitzer</i> MIPS	<i>Herschel</i> PACS	<i>Herschel</i> PACS	<i>Spitzer</i> MIPS	<i>Herschel</i> PACS	<i>Herschel</i> SPIRE	<i>Herschel</i> SPIRE	<i>Herschel</i> SPIRE	JCMT SCUBA	<i>Planck</i> HFI
$\lambda(\mu\text{m})$	72.5	71.8	103	157	167	252	353	511	850	850
$\Delta\lambda(\mu\text{m})$	21.3	21.3	30.6	35.8	68.5	67.3	95.2	184	247	238
A_{λ}/A_V	0.00231	0.00231	0.00104	0.000388	0.000388	0.000152	0.0000725	0.0000361	0.0000146	0.0
NGC 4536	319 ± 024E+1	419 ± 020E+1	567 ± 028E+1	580 ± 070E+1	555 ± 027E+1	268 ± 019E+1	121 ± 008E+1	462 ± 032E+0	414 ± 112E−1	967 ± 078E−1
NGC 4552	537 ± 110E−1	142 ± 073E+0
NGC 4559	168 ± 011E+1	180 ± 009E+1	337 ± 016E+1	541 ± 065E+1	405 ± 020E+1	236 ± 016E+1	122 ± 008E+1	529 ± 037E+0	...	148 ± 011E+0
NGC 4569	123 ± 008E+1	148 ± 007E+1	325 ± 016E+1	412 ± 051E+1	400 ± 020E+1	209 ± 014E+1	900 ± 063E+0	309 ± 022E+0	464 ± 082E−1	615 ± 081E−1
NGC 4579	952 ± 075E+0	999 ± 050E+0	254 ± 012E+1	410 ± 049E+1	345 ± 017E+1	194 ± 013E+1	844 ± 059E+0	297 ± 021E+0	439 ± 066E−1	625 ± 112E−1
NGC 4594	730 ± 051E+0	808 ± 041E+0	259 ± 013E+1	406 ± 048E+1	380 ± 019E+1	238 ± 016E+1	116 ± 008E+1	477 ± 034E+0	372 ± 108E−1	122 ± 014E+0
NGC 4625	185 ± 013E+0	151 ± 008E+0	376 ± 019E+0	508 ± 061E+0	469 ± 023E+0	256 ± 018E+0	130 ± 009E+0	549 ± 040E−1
NGC 4631	138 ± 009E+2	140 ± 007E+2	233 ± 011E+2	269 ± 032E+2	238 ± 011E+2	114 ± 008E+2	523 ± 037E+1	201 ± 014E+1	573 ± 120E+0	421 ± 017E+0
NGC 4725	885 ± 066E+0	103 ± 005E+1	260 ± 013E+1	599 ± 073E+1	466 ± 023E+1	302 ± 021E+1	160 ± 011E+1	648 ± 046E+0	...	128 ± 011E+0
NGC 4736	100 ± 007E+2	107 ± 005E+2	165 ± 008E+2	164 ± 019E+2	141 ± 007E+2	635 ± 045E+1	260 ± 018E+1	901 ± 064E+0	153 ± 065E+0	169 ± 011E+0
DDO 154	<591E−2	<775E−2	<912E−2	<223E−1	<801E−2	<514E−2	<483E−2	<349E−2
NGC 4826	528 ± 037E+1	563 ± 028E+1	975 ± 048E+1	857 ± 102E+1	906 ± 045E+1	393 ± 027E+1	156 ± 011E+1	516 ± 036E+0	123 ± 030E+0	101 ± 008E+0
DDO 165	<141E−1	<976E−2	<119E−1	<205E−1	<101E−1	<762E−2	<713E−2	<484E−2
NGC 5033	288 ± 020E+1	910 ± 111E+1	109 ± 055E+0	137 ± 010E+0
NGC 5055	744 ± 052E+1	764 ± 038E+1	175 ± 008E+2	273 ± 032E+2	241 ± 012E+2	138 ± 009E+2	611 ± 043E+1	221 ± 015E+1	...	397 ± 015E+0
NGC 5194	156 ± 010E+2	180 ± 009E+2	...	477 ± 057E+2	409 ± 020E+2	203 ± 014E+2	831 ± 064E+1	294 ± 029E+1	261 ± 039E+0	512 ± 022E+0
NGC 5195	971 ± 068E+0	217 ± 010E+1	...	129 ± 015E+1	279 ± 013E+1	123 ± 009E+1	446 ± 040E+0	152 ± 022E+0	259 ± 039E−1	...
NGC 5398	203 ± 015E+0	245 ± 012E+0	333 ± 016E+0	351 ± 050E+0	283 ± 014E+0	186 ± 013E+0	101 ± 007E+0	489 ± 035E−1
NGC 5457	118 ± 008E+2	135 ± 006E+2	262 ± 013E+2	399 ± 047E+2	336 ± 016E+2	194 ± 013E+2	942 ± 066E+1	388 ± 027E+1
NGC 5408	358 ± 026E+0	369 ± 018E+0	275 ± 014E+0	256 ± 037E+0	231 ± 011E+0	822 ± 060E−1	416 ± 032E−1	147 ± 014E−1
NGC 5474	347 ± 024E+0	354 ± 018E+0	604 ± 031E+0	913 ± 109E+0	853 ± 043E+0	482 ± 034E+0	280 ± 020E+0	134 ± 009E+0	...	377 ± 085E−1
NGC 5713	236 ± 018E+1	295 ± 014E+1	421 ± 021E+1	396 ± 047E+1	385 ± 019E+1	156 ± 011E+1	608 ± 043E+0	193 ± 013E+0	572 ± 119E−1	500 ± 116E−1
NGC 5866	870 ± 063E+0	880 ± 044E+0	180 ± 009E+1	177 ± 021E+1	178 ± 008E+1	757 ± 053E+0	305 ± 021E+0	965 ± 072E−1	140 ± 020E−1	192 ± 067E−1
IC4710	237 ± 018E+0	356 ± 048E+0
NGC 6822	636 ± 044E+1	143 ± 017E+2
NGC 6946	206 ± 016E+2	252 ± 012E+2	457 ± 022E+2	502 ± 060E+2	525 ± 026E+2	256 ± 018E+2	106 ± 007E+2	362 ± 025E+1	298 ± 044E+0	...
NGC 7331	749 ± 066E+1	688 ± 034E+1	135 ± 006E+2	189 ± 024E+2	171 ± 008E+2	882 ± 062E+1	385 ± 027E+1	139 ± 009E+1	211 ± 038E+0	...
NGC 7552	675 ± 110E+1	933 ± 112E+1	795 ± 166E−1	921 ± 085E−1
NGC 7793	329 ± 023E+1	350 ± 017E+1	695 ± 034E+1	107 ± 012E+2	901 ± 045E+1	526 ± 037E+1	276 ± 019E+1	117 ± 008E+1	...	283 ± 013E+0

Note. The compact table entry format TUV ± WXYZ implies $(T.UV \pm W.XY) \times 10^Z$ in Jy. Corrections for neither Galactic nor intrinsic extinction have been applied (see Section 3). The uncertainties include both statistical and systematic effects. 5σ upper limits are provided for non-detections. No color corrections have been applied. The filter central wavelengths and widths are computed via Equations (1) and (2).

^a The *Spitzer* MIPS data for NGC 3034 suffer from saturation, and thus the tabulated values are lower limits.

Table 3
BVR_CI_C Photometry/Calibration Source

Galaxy	<i>B</i>	<i>V</i>	<i>R_C</i>	<i>I_C</i>
NGC 0024	PS1	PS1	PS1	PS1
NGC 0337	PS1	PS1	PS1	PS1
NGC 0584	PS1	PS1	PS1	PS1
NGC 0628	PS1	PS1	PS1	PS1
NGC 0855	RC3	RC3	C14	...
NGC 0925	PS1	PS1	PS1	PS1
NGC 1097	MM09	MM09	MM09	MM09
NGC 1266	PS1	PS1	PS1	PS1
NGC 1291	MM09	MM09	MM09	MM09
NGC 1316	MM09	MM09	MM09	MM09
NGC 1377	PS1	PS1	PS1	PS1
NGC 1404	MM09	MM09	MM09	MM09
IC0342	RC3
NGC 1482	PS1	PS1	PS1	PS1
NGC 1512	MM09	MM09	MM09	MM09
NGC 1566	MM09	MM09	MM09	MM09
NGC 1705	MM09	MM09	MM09	MM09
NGC 2403	PS1	PS1	PS1	PS1
NGC 2146	RC3	RC3	...	T09
HolmbII	PS1	PS1	PS1	PS1
M81dwA	PS1	PS1	PS1	PS1
DDO 053	PS1	PS1	PS1	PS1
NGC 2798	PS1	PS1	PS1	PS1
NGC 2841	PS1	PS1	PS1	PS1
NGC 2915	RC3	MM09	MM09	D07
HolmbI	PS1	PS1	PS1	PS1
NGC 2976	PS1	PS1	PS1	PS1
NGC 3049	PS1	PS1	PS1	PS1
NGC 3031	RC3	RC3	...	T09
NGC 3034	PS1	PS1	PS1	PS1
HolmbIX	PS1	PS1	PS1	PS1
NGC 3077	C14	...	RC3	...
M81dwB	PS1	PS1	PS1	PS1
NGC 3190	PS1	PS1	PS1	PS1
NGC 3184	PS1	PS1	PS1	PS1
NGC 3198	PS1	PS1	PS1	PS1
IC2574	PS1	PS1	PS1	PS1
NGC 3265	PS1	PS1	PS1	PS1
Mrk 33	PS1	PS1	PS1	PS1
NGC 3351	PS1	PS1	PS1	PS1
NGC 3521	PS1	PS1	PS1	PS1
NGC 3621	MM09	MM09	MM09	MM09
NGC 3627	PS1	PS1	PS1	PS1
NGC 3773	PS1	PS1	PS1	PS1
NGC 3938	PS1	PS1	PS1	PS1
NGC 4125	PS1	PS1	PS1	PS1
NGC 4236	PS1	PS1	PS1	PS1
NGC 4254	PS1	PS1	PS1	PS1
NGC 4321	PS1	PS1	PS1	PS1
NGC 4450	PS1	PS1	PS1	PS1
NGC 4536	PS1	PS1	PS1	PS1
NGC 4552	PS1	PS1	PS1	PS1
NGC 4559	PS1	PS1	PS1	PS1
NGC 4569	RC3	RC3
NGC 4579	PS1	PS1	PS1	PS1
NGC 4594	PS1	PS1	PS1	PS1
NGC 4625	PS1	PS1	PS1	PS1
NGC 4631	PS1	PS1	PS1	PS1
NGC 4725	PS1	PS1	PS1	PS1
NGC 4736	PS1	PS1	PS1	PS1
DDO 154	PS1	PS1	PS1	PS1
NGC 4826	PS1	PS1	PS1	PS1
DDO 165	PS1	PS1	PS1	PS1
NGC 5033	PS1	PS1	...	PS1

Table 3
(Continued)

Galaxy	<i>B</i>	<i>V</i>	<i>R_C</i>	<i>I_C</i>
NGC 5055	RC3	RC3	C14	T09
NGC 5194	PS1	PS1	PS1	PS1
NGC 5195	PS1	PS1	PS1	PS1
NGC 5398	D07	D07	D07	D07
NGC 5457	RC3	RC3	C14	T09
NGC 5408	RC3	RC3
NGC 5474	PS1	PS1	PS1	PS1
NGC 5713	PS1	PS1	PS1	PS1
NGC 5866	PS1	PS1	PS1	PS1
IC4710	D07	D07	D07	...
NGC 6822	PS1	PS1	PS1	PS1
NGC 6946	RC3	PS1	...	PS1
NGC 7331	PS1	PS1	PS1	PS1
NGC 7552	MM09	MM09	D07	D07
NGC 7793	D07	D07	D07	D07

Note. PS1: recalibration of Dale et al. (2007) photometry using Pan-STARRS1 (Section 3.1); D07: Dale et al. (2007); MM09: Muñoz-Mateos et al. (2009); C14: Cook et al. (2014); T09: unpublished photometry from M. Pierce via the Extragalactic Distance Database (Tully et al. 2009); RC3: de Vaucouleurs et al. (1991).

procedures for these 6 galaxies are described in Bendo et al. (2010).

The *Herschel* PACS and SPIRE imaging data for these $61 + 6 = 67$ KINGFISH + VNGS galaxies for this publication were processed from Level 0 to Level 1 using HIPE Version 11.1.0,²⁴ and the Level 1 to Level 2 post-pipeline processing used Scanamorphos Version 24.0 (Roussel 2013); the data published in Dale et al. (2012) were processed using HIPE Version 5.0 and Scanamorphos Version 12.5. With this newer version of Scanamorphos, the PACS distortion flatfield is now properly incorporated. In practice, this has decreased the noise levels in the PACS maps and slightly modified the PACS flux calibration ($\sim 1\%$). Moreover, the destriping of PACS observations of large and diffuse fields is substantially improved, and the subtraction of the average drift on short timescales no longer introduces low-level noise. These changes allow for more secure detections of diffuse emission and more robust estimates of sky levels.

One important factor involved in the SPIRE flux calibration is the SPIRE beam size, since the SPIRE images are converted into surface brightness units by dividing by the estimated beam areas. The updated beam sizes used for this work at [250, 350, 500] μm are [469.35, 831.27, 1804.31] arcsec^2 , representing percentage increases of [11.0, 10.7, 13.7]% compared to the previous values of [423, 751, 1587] arcsec^2 used by Dale et al. (2012). These updated values are the recommended beam sizes in Version 3.0 (2016 June 03) of the SPIRE Handbook.

The PACS fractional calibration uncertainties are of order $\epsilon_{\text{cal}}/f_{\nu} \sim 5\%$, according to Version 2.5.1 (2013 July 09) of the PACS Observer's Manual. Calibration uncertainties for SPIRE data are estimated at $\epsilon_{\text{cal}}/f_{\nu} \sim 7\%$, also taken from Version 3.0 of the SPIRE Observer's Manual. This level of uncertainty in the SPIRE calibration is a sum in quadrature of the uncertainties in the absolute and relative calibrations ($\sim 5.5\%$) along with the uncertainties in the extended source calibration ($\sim 4\%$).

²⁴ Version 14.0.0 was used for the six VNGS galaxies. This version provides better deglitched SPIRE maps and a slightly improved extended source calibration for PACS.

3.3. *WISE* 12 μm

WISE 12 μm imaging (Wright et al. 2010) is used here to help bridge the gap in wavelength coverage in our broadband SEDs between the *Spitzer* 8 and 24 μm bandpasses. The 12 μm bandpass is an important tracer of the PAH complexes centered near (restframe) wavelengths of 11.3, 12.7, and 17 μm (Smith et al. 2007). At 12 μm , the (single-frame) *WISE* PSF full-width at half maximum (FWHM) is $6''.5$ and the photometric calibration $\sim 7\%$.²⁵ A full suite of *WISE* W1, W2, W3, and W4 (3.4, 4.6, 12, and 22 μm) “total” flux densities is provided in Table 4 (see the Appendix). We use native resolution imaging (not the drizzled Atlas release imaging), which provides superior resolution and minimizes the need for aperture corrections.

3.4. *Planck* 850 μm

There are SCUBA 850 μm flux densities available for only 27 galaxies in the SINGS/KINGFISH sample, and we therefore supplement these data with *Planck* 850 μm flux densities for 36 galaxies; the total number of 850 μm detections for the combined *Planck*/SCUBA SINGS/KINGFISH sample is 43. We use cataloged *Planck* 850 μm flux densities derived from the APERFLUX technique, a technique that employs circular apertures plus concentric sky annuli. Of the different flavors of *Planck* flux density extractions, APERFLUX is the simplest method and relies on the fewest assumptions; the *Planck* team recommends APERFLUX for wavelengths 850 μm and shorter (Planck Collaboration et al. 2016a). Although some of the SCUBA 850 μm data suffer from relatively small maps and spatial filtering issues, the lower resolution *Planck* data may be affected by foreground or background sources.

3.5. Sky Estimation and Elimination of Spatial Interlopers

The “sky” in the direction of any galaxy is a superposition of emission from faint foreground stars and background galaxies, interstellar emission, and in the case of ground-based observations, the Earth’s atmosphere. To determine the sky level for each image, a set of sky apertures has been defined (by eye) that collectively circumscribe the galaxy, projected on the sky close enough to the galaxy to measure the “local” sky, but far enough away to avoid any galaxy emission (the process is unchanged from Dale et al. 2012, see their Figure 1).

Before estimating the sky levels and executing aperture photometry, any emission from obvious foreground stars or from neighboring or background galaxies is identified and removed from the areas covered by each galaxy’s aperture and collection of sky apertures. The identification is assisted by ancillary data at shorter wavelengths and higher spatial resolution (e.g., *Spitzer*/IRAC 3.6 and 8.0 μm , *HST* optical, and ground-based H α imaging). The removal is accomplished via IRAF/IMEDIT by replacing the values of contaminated pixels via a 2D surface fit to a nearby sky annulus of width 2 pixels, with noise added that matches the noise statistics of the sky annulus. These annuli only sample the local sky around each spatial interloper and thus do not capture the full sky variations across the image. Fortunately, the spatial interlopers

are much smaller than our target galaxies, a fact that limits the effect of any shortcomings in the contaminant-removal procedure.

The total sky area, derived from the sum of the areas from all sky apertures, is typically significantly greater than the area covered by the galaxy aperture itself, thereby limiting the contribution of uncertainty in the sky level to the overall error budget. The mean sky level per pixel is computed from the collection of these sky apertures, the value is scaled to the number of pixels in the galaxy aperture, and the result is subtracted from the overall galaxy aperture counts.

3.6. Aperture Photometry

The elliptical apertures used for global photometry are listed in Table 1, and the same aperture is used to extract the flux at each wavelength. The apertures were chosen to encompass essentially all of the detectable emission at every wavelength (see also Dale et al. 2005, 2007, 2012). The average ratio of aperture major axis length $2a$ to the de Vaucouleurs D_{25} optical major axis is 1.45 (with a 1σ dispersion in this ratio of 0.45).

At the longest wavelengths where the imaging resolution is typically coarsest, a small portion of the galaxy emission may appear beyond the chosen apertures. Thus, for the *Spitzer* and *Herschel* photometry we use the aperture corrections described in Dale et al. (2007, 2012). No aperture corrections were applied to the *WISE* photometry as they are negligible for the large apertures used here on native resolution imaging.

The uncertainties in the integrated photometry ϵ_{total} are computed as a combination in quadrature of the calibration uncertainty ϵ_{cal} and the measurement uncertainty ϵ_{sky} based on the measured sky fluctuations and the areas covered by the galaxy and the sum of the sky apertures, i.e.,

$$\epsilon_{\text{total}} = \sqrt{\epsilon_{\text{cal}}^2 + \epsilon_{\text{sky}}^2} \quad (3)$$

with

$$\epsilon_{\text{sky}} = \sigma_{\text{sky}} \Omega_{\text{pix}} \sqrt{N_{\text{pix}} + N_{\text{pix}}^2 / N_{\text{sky}}} \quad (4)$$

where σ_{sky} is the standard deviation of the sky surface brightness fluctuations, Ω_{pix} is the solid angle subtended per pixel, and N_{pix} and N_{sky} are the number of pixels in the galaxy and (the sum of) the sky apertures, respectively. For the few sources undetected by *Spitzer*, *Herschel*, or *WISE* imaging, 5σ upper limits are derived assuming a galaxy spans all N_{pix} pixels in the aperture,

$$f_{\nu}(5\sigma \text{ upper limit}) = 5 \epsilon_{\text{sky}}. \quad (5)$$

Based on our visual scrutiny of the imaging data sets from a given telescope, any images redward of a non-detection are also considered to yield non-detections.

The galaxy apertures, the sky apertures, and the foreground stellar masks are provided with the electronic version of the journal article.

²⁵ Explanatory Supplement to the WISE All-Sky Data Release Products; 2015 February 19.

Table 4
WISE and VLA 20 cm Total Flux Densities in Janskys Corrected for neither Galactic nor Intrinsic Extinction

Filter	<i>WISE</i> W1	<i>WISE</i> W2	<i>WISE</i> W3	<i>WISE</i> W4	NRAO VLA 20 cm
$\bar{\lambda}(\mu\text{m})$	3.40	4.65	12.8	22.4	20 cm
$\Delta\lambda(\mu\text{m})$	0.663	1.04	5.51	4.11	0.0
A_{λ}/A_V	0.0523	0.0287	0.0285	0.0225	0.0
NGC0024	108 ± 007E-1	544 ± 038E-2	895 ± 068E-2	109 ± 009E-1	...
NGC0337	981 ± 069E-2	693 ± 050E-2	310 ± 022E-1	733 ± 053E-1	109 ± 010E-1
NGC0584	420 ± 029E-1	208 ± 014E-1	661 ± 055E-2	335 ± 040E-2	<500E-2
NGC0628	842 ± 059E-1	513 ± 036E-1	233 ± 016E+0	329 ± 023E+0	172 ± 017E-1
NGC0855	442 ± 031E-2	243 ± 018E-2	391 ± 034E-2	710 ± 056E-2	490 ± 050E-3
NGC0925	304 ± 021E-1	177 ± 013E-1	535 ± 040E-1	864 ± 076E-1	460 ± 050E-2
NGC1097	126 ± 008E+0	765 ± 054E-1	293 ± 020E+0	685 ± 048E+0	414 ± 041E-1
NGC1266	559 ± 039E-2	399 ± 028E-2	932 ± 067E-2	740 ± 053E-1	116 ± 012E-1
NGC1291	226 ± 016E+0	119 ± 008E+0	563 ± 050E-1	594 ± 069E-1	...
NGC1316	293 ± 020E+0	151 ± 010E+0	527 ± 039E-1	419 ± 034E-1	255 ± 026E-1
NGC1377	503 ± 035E-2	948 ± 067E-2	390 ± 027E-1	163 ± 011E+0	<100E-3
NGC1404	721 ± 051E-1	370 ± 026E-1	166 ± 017E-1	740 ± 073E-2	390 ± 060E-3
IC0342	828 ± 058E+0	486 ± 034E+0	237 ± 018E+1	418 ± 029E+1	240 ± 024E+0
NGC1482	205 ± 014E-1	150 ± 010E-1	119 ± 008E+0	353 ± 025E+0	238 ± 024E-1
NGC1512	400 ± 028E-1	208 ± 014E-1	386 ± 028E-1	468 ± 035E-1	700 ± 100E-3
NGC1566	740 ± 052E-1	446 ± 031E-1	188 ± 013E+0	292 ± 020E+0	400 ± 000E-1
NGC1705	301 ± 021E-2	162 ± 011E-2	193 ± 015E-2	562 ± 052E-2	...
NGC2146	873 ± 061E-1	659 ± 046E-1	546 ± 038E+0	160 ± 011E+1	107 ± 010E+0
NGC2403	169 ± 011E+0	101 ± 007E+0	365 ± 026E+0	614 ± 045E+0	330 ± 033E-1
HolI	197 ± 028E-2
M81dwA	080 ± 010E-4
DDO053	460 ± 045E-3	297 ± 037E-3	...	338 ± 047E-2	...
NGC2798	107 ± 007E-1	762 ± 054E-2	564 ± 040E-1	238 ± 016E+0	829 ± 085E-2
NGC2841	139 ± 009E+0	759 ± 054E-1	895 ± 063E-1	112 ± 008E+0	840 ± 086E-2
NGC2915	537 ± 038E-2	296 ± 021E-2	218 ± 017E-2	513 ± 040E-2	...
Hol
NGC2976	433 ± 030E-1	255 ± 018E-1	854 ± 061E-1	140 ± 010E+0	508 ± 054E-2
NGC3049	399 ± 028E-2	223 ± 016E-2	107 ± 007E-1	385 ± 028E-1	120 ± 023E-2
NGC3031	112 ± 007E+1	618 ± 043E+0	527 ± 037E+0	490 ± 035E+0	379 ± 037E-1
NGC3034	733 ± 051E+0	614 ± 043E+0	713 ± 050E+1	356 ± 025E+2	765 ± 077E+0
HolX
NGC3077	615 ± 043E-1	356 ± 025E-1	732 ± 053E-1	182 ± 013E+0	...
M81dwB	559 ± 043E-3	327 ± 029E-3
NGC3190	377 ± 026E-1	214 ± 015E-1	267 ± 019E-1	259 ± 019E-1	430 ± 047E-2
NGC3184	504 ± 035E-1	290 ± 020E-1	114 ± 008E+0	146 ± 010E+0	559 ± 059E-2
NGC3198	288 ± 020E-1	171 ± 012E-1	596 ± 043E-1	105 ± 007E+0	270 ± 034E-2
IC2574	121 ± 009E-1	688 ± 059E-2	354 ± 037E-2	...	107 ± 023E-2
NGC3265	262 ± 018E-2	156 ± 011E-2	786 ± 056E-2	261 ± 018E-1	111 ± 023E-2
Mrk33	259 ± 018E-2	173 ± 012E-2	144 ± 010E-1	788 ± 056E-1	172 ± 026E-2
NGC3351	813 ± 057E-1	433 ± 030E-1	114 ± 008E+0	246 ± 017E+0	438 ± 048E-2
NGC3521	208 ± 014E+0	121 ± 008E+0	486 ± 034E+0	597 ± 042E+0	356 ± 035E-1
NGC3621	889 ± 064E-1	612 ± 045E-1	276 ± 019E+0	366 ± 026E+0	197 ± 019E-1
NGC3627	187 ± 013E+0	112 ± 008E+0	458 ± 032E+0	788 ± 056E+0	457 ± 045E-1
NGC3773	210 ± 015E-2	121 ± 008E-2	399 ± 030E-2	124 ± 009E-1	580 ± 050E-3
NGC3938	315 ± 022E-1	197 ± 014E-1	848 ± 060E-1	112 ± 008E+0	617 ± 065E-2
NGC4125	794 ± 056E-1	399 ± 028E-1	120 ± 010E-1	670 ± 062E-2	<500E-2
NGC4236	229 ± 016E-1	124 ± 010E-1	134 ± 014E-1	...	281 ± 034E-2
NGC4254	683 ± 048E-1	445 ± 031E-1	332 ± 023E+0	448 ± 031E+0	421 ± 041E-1
NGC4321	100 ± 007E+0	625 ± 045E-1	258 ± 018E+0	378 ± 027E+0	340 ± 034E-1
NGC4450	552 ± 039E-1	297 ± 021E-1	221 ± 016E-1	223 ± 020E-1	940 ± 100E-3
NGC4536	422 ± 029E-1	267 ± 019E-1	132 ± 009E+0	349 ± 025E+0	194 ± 018E-1
NGC4552	918 ± 065E-1	447 ± 036E-1	256 ± 034E-1	999 ± 138E-2	100 ± 003E-1
NGC4559	352 ± 024E-1	230 ± 016E-1	677 ± 048E-1	114 ± 008E+0	654 ± 068E-2
NGC4569	793 ± 056E-1	448 ± 031E-1	894 ± 063E-1	139 ± 009E+0	834 ± 086E-2
NGC4579	929 ± 065E-1	498 ± 035E-1	610 ± 043E-1	687 ± 049E-1	984 ± 100E-2
NGC4594	444 ± 031E+0	236 ± 016E+0	113 ± 008E+0	893 ± 070E-1	136 ± 014E-1
NGC4625	477 ± 033E-2	275 ± 019E-2	100 ± 007E-1	127 ± 011E-1	710 ± 210E-3
NGC4631	124 ± 008E+0	804 ± 056E-1	469 ± 033E+0	839 ± 059E+0	120 ± 012E+0
NGC4725	116 ± 008E+0	598 ± 042E-1	740 ± 053E-1	721 ± 053E-1	280 ± 034E-2
NGC4736	389 ± 027E+0	221 ± 015E+0	447 ± 031E+0	586 ± 042E+0	270 ± 027E-1
DDO154	443 ± 038E-3

Table 4
(Continued)

Filter	WISE	WISE	WISE	WISE	NRAO
	W1	W2	W3	W4	VLA
$\bar{\lambda}(\mu\text{m})$	3.40	4.65	12.8	22.4	20 cm
$\Delta\lambda(\mu\text{m})$	0.663	1.04	5.51	4.11	
A_{λ}/A_V	0.0523	0.0287	0.0285	0.0225	0.0
NGC4826	265 ± 018E+0	145 ± 010E+0	197 ± 014E+0	265 ± 019E+0	101 ± 009E-1
DDO165	124 ± 009E-2
NGC5033	642 ± 045E-1	389 ± 027E-1	169 ± 012E+0	210 ± 015E+0	178 ± 017E-1
NGC5055	247 ± 017E+0	140 ± 009E+0	516 ± 036E+0	628 ± 044E+0	389 ± 039E-1
NGC5194	288 ± 020E+0	177 ± 012E+0	977 ± 069E+0	...	149 ± 015E+0
NGC5195	814 ± 057E-1	456 ± 032E-1	582 ± 041E-1	122 ± 008E+0	495 ± 053E-2
NGC5398	394 ± 028E-2	211 ± 015E-2	823 ± 060E-2	263 ± 019E-1	420 ± 080E-3
NGC5457	254 ± 018E+0	155 ± 011E+0	655 ± 046E+0	102 ± 007E+1	749 ± 075E-1
NGC5408	333 ± 024E-2	194 ± 014E-2	...	433 ± 031E-1	...
NGC5474	113 ± 008E-1	638 ± 046E-2	979 ± 084E-2	134 ± 014E-1	120 ± 023E-2
NGC5713	205 ± 014E-1	136 ± 009E-1	100 ± 007E+0	235 ± 016E+0	159 ± 016E-1
NGC5866	704 ± 049E-1	384 ± 027E-1	240 ± 017E-1	222 ± 017E-1	227 ± 030E-2
IC4710	602 ± 043E-2	349 ± 027E-2
NGC6822	160 ± 011E+0	873 ± 065E-1	139 ± 015E+0	286 ± 034E+0	694 ± 140E-2
NGC6946	310 ± 022E+0	202 ± 014E+0	122 ± 008E+1	205 ± 014E+1	139 ± 014E+0
NGC7331	163 ± 011E+0	984 ± 069E-1	335 ± 023E+0	429 ± 030E+0	372 ± 037E-1
NGC7552	440 ± 031E-1	347 ± 024E-1	270 ± 019E+0	114 ± 008E+1	275 ± 028E-1
NGC7793	775 ± 054E-1	468 ± 033E-1	150 ± 010E+0	188 ± 013E+0	102 ± 009E-1

Note. The compact table entry format TUV ± WXYZ implies (T.UV ± W.XY) × 10^Z in Jy. Corrections for neither Galactic nor intrinsic extinction has been applied. The uncertainties include both statistical and systematic effects. No color corrections have been applied. The filter central wavelengths and widths are computed via Equations (1) and (2).

4. Results

4.1. Flux Densities

Table 2 presents the spatially integrated flux densities for all 79 SINGS+KINGFISH galaxies for 30 photometric bands. In Table 5 we also supply global aperture photometry for the few cases where upper limits are provided in Table 2. The tabulated flux densities include aperture corrections (Section 3.6) and are *not* corrected for Galactic extinction. No color corrections have been applied to the data in Table 2. Some of the fluxes presented here remain unchanged from the values published elsewhere, for example, 2MASS *JHK_s*, *Spitzer* IRAC and MIPS, SCUBA 850 μm , and VLA 20 cm photometry. However, if any differences exist between values published in multiple publications, precedence is given to the more recent published values, e.g., 2MASS and *Spitzer* photometry from the Local Volume Legacy publication of Dale et al. (2009) is given priority over the 2MASS and *Spitzer* photometry appearing in Dale et al. (2007).

Figure 2 provides a comparison of our updated optical fluxes with those presented in previous publications. The updated $VR_C I_C$ optical fluxes are generally in agreement, on average, with previously published values, and the 1 σ scatters in the differences for these filters are ~ 0.2 – 0.3 mag. The differences with published *B* filter fluxes, however, show a locus of points indicating that the literature data are typically 0.2 mag fainter than what we obtain after calibrating via Pan-STARRS1. There is also a second grouping of *B* data points, comprising nearly one-third of the total sample, that indicates the Dale et al. (2007) data are ~ 0.4 mag *brighter*; these may be cases where the *B* standard star calibration images for Dale et al. (2007) were either saturated or obtained in non-photometric conditions, both of

which would lead to artificially faint standard star counts/s and thus artificially bright galaxy fluxes.

Figure 3 provides a similar comparison for the *Herschel* far-infrared/submillimeter photometry. The updated SPIRE beam sizes are larger than those used in Dale et al. (2012) by [11, 11, 14]% at [250, 350, 500] μm , which naturally leads to fainter SPIRE fluxes. This decrease is evident in Figure 3, where the average SPIRE flux is \sim [8, 5, 16]% fainter at [250, 350, 500] μm than what appeared in Dale et al. (2012). For the five galaxies where we incorporated additional PACS data from other observing programs (Holmberg II, IC 2574, NGC 2798, NGC 4236, and NGC 4631; see Section 3), the resulting PACS maps are deeper and thus allow for some diffuse flux to be additionally detected. For faint Holmberg II it makes an appreciable difference: the 70 and 100 μm global fluxes are now 40%–50% larger.

4.2. The Spectral Energy Distributions

Figure 4 shows the observed infrared/submillimeter SEDs for the KINGFISH sample. Included in each panel, when available, are the *GALEX* far- and near-ultraviolet, $BVR_C I_C$ and *ugriz* optical, 2MASS *JHK_s* near-infrared, *Spitzer* 3.6, 4.5, 5.8, 8.0, 24, 70, and 160 μm , *WISE* 12 μm , *Herschel* 70, 100, 160, 250, 350, and 500 μm , and *Planck* and SCUBA 850 μm fluxes.

The broadband SEDs displayed in Figure 4 are fitted with the models of Draine & Li (2007) over the wavelength range 3.6–500 μm , models based on mixtures of amorphous silicate and graphitic dust grains that effectively reproduce the average Milky Way extinction curve and are consistent with observations of PAH features and the variety of infrared continua in local galaxies. A total of four free parameters are used in the fits: the fraction q_{PAH} of the dust mass residing in polycyclic

Table 5
Aperture Photometry for Cases of Upper Limits in Table 2

Filter	<i>Spitzer</i> IRAC	<i>Spitzer</i> IRAC	<i>WISE</i> W3	<i>Spitzer</i> MIPS	<i>Spitzer</i> MIPS	<i>Herschel</i> PACS	<i>Herschel</i> PACS	<i>Spitzer</i> MIPS	<i>Herschel</i> PACS	<i>Herschel</i> SPIRE	<i>Herschel</i> SPIRE	<i>Herschel</i> SPIRE
$\lambda(\mu\text{m})$	5.76	7.96	12.8	23.8	72.5	71.8	103	157	167	252	353	511
NGC0584	281 ± 158E-1	110 ± 106E-1	099 ± 684E-2
NGC1404	110 ± 080E-1	330 ± 062E-1	-111 ± 009E+0	130 ± 120E-1	630 ± 066E-1	-149 ± 030E-1	-139 ± 025E-1	295 ± 166E-2
M81dwA	-010 ± 520E-3	034 ± 640E-3	-420 ± 090E-4	050 ± 330E-3	029 ± 146E-1	330 ± 090E-2	...	020 ± 473E-1
DDO053	980 ± 578E-3
HoIX	-400 ± 200E-4	771 ± 100E-3	526 ± 050E-3	128 ± 040E-3	068 ± 120E-2	-251 ± 260E-2
DDO154	560 ± 080E-3	180 ± 200E-4	422 ± 035E-3	145 ± 050E-3	338 ± 140E-2	-270 ± 019E-1	500 ± 029E-1	-009 ± 280E-2	600 ± 136E-2	109 ± 011E-1	693 ± 093E-2	294 ± 061E-2
DDO165	800 ± 280E-4	449 ± 060E-3	141 ± 020E-1	-240 ± 021E-1	150 ± 022E-1	206 ± 043E-1	400 ± 178E-2	101 ± 133E-2	100 ± 124E-2	501 ± 092E-2

Note. The compact table entry format TUV ± WXYZ implies (T.UV ± W.XY) × 10^Z in Jy. Corrections for neither Galactic nor intrinsic extinction has been applied (see Section 3). The uncertainties include both statistical and systematic effects. No color corrections have been applied.

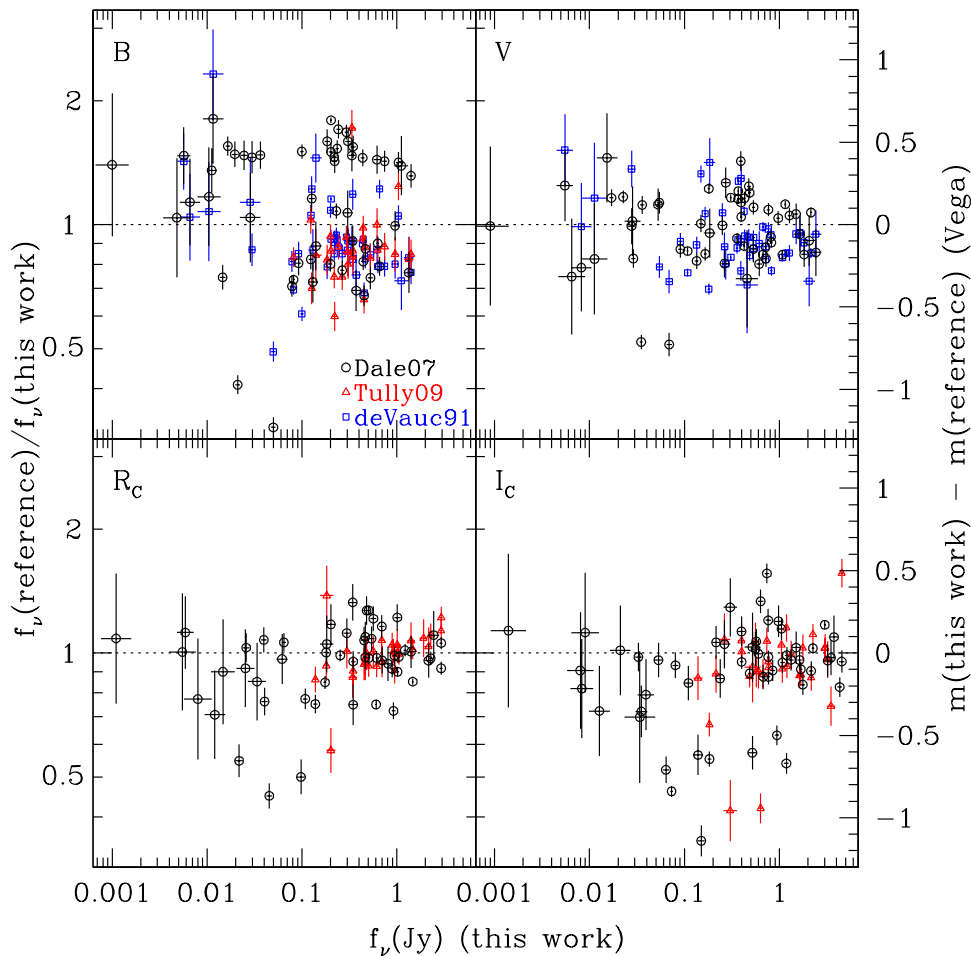


Figure 2. Comparison of global $BVRcIc$ galaxy photometry from the literature with those measured here that are calibrated based on Pan-STARRS1 $g_{p1}r_{p1}z_{p1}$ photometry on field stars (see Section 3.1).

aromatic hydrocarbons (PAHs), the intensity U_{\min} of the interstellar radiation field that heats the general diffuse interstellar medium, and the fraction γ of the dust mass heated by more intense starlight distributions such as those arising from photodissociation regions (PDRs) in star-forming regions, the ratio of the stellar mass to the dust mass (M_{dust} is determined by the normalization of the SED model with the observed photometric data). The parameter q_{PAH} ranges between 0% and 12%, and U_{\min} can have values between 0.01 and 30. As was done for Draine et al. (2007) and Dale et al. (2012), we minimize the number of free parameters by fixing the maximum value of the interstellar radiation field ($U_{\max} = 10^6$) as well as the power-law exponent that governs the distribution of starlight intensities heating the dust ($\alpha = 2$). More details of these models may be found in Draine & Li (2007) and Draine et al. (2007).

The new SED fits here can be compared to what was obtained previously for the KINGFISH sample in Dale et al. (2012) with the outdated SPIRE photometric calibration. Figure 5 provides such a comparison for dust mass, PAH fraction, and the properties of the radiation field that is heating the dust. The two systematic differences, in the inferred dust mass and the diffuse radiation field intensity U_{\min} , are the result of the changes in the PACS and SPIRE calibrations—brighter at 70 and 100 μm and fainter at 250, 350, and 500 μm result in warmer interstellar dust and smaller overall dust masses. We

note that while recent results indicate a necessary change in the DL07 dust opacities (Dalcanton et al. 2015; Planck Collaboration et al. 2016b), we are consistently using the same (original) dust models from Draine & Li (2007) in the Figure 5 comparisons. The two outliers in q_{PAH} are the result of the inclusion of new PACS photometry for NGC 0584 and an improved sky estimate for NGC 1291’s PACS 70 μm map, which led to a factor of ~ 2 smaller flux that is now in much better agreement with the *Spitzer* 70 μm flux.

As was mentioned in Dale et al. (2012), the faintest targets pose the most challenges to SED fitting. Spatial variations in the foreground cirrus amplify the relative uncertainty in the extracted fluxes for these targets. Even with our updated data processing and analysis, this situation remains essentially unchanged for galaxies like NGC 0584, DDO 053, M81 dwarf B, and Holmberg I. However, the addition of *WISE* fluxes to the SED fitting incrementally improves our confidence in the SED fits. A more detailed analysis of theoretical fits to these SEDs is presented in the companion paper (L.K. Hunt et al. 2017, in preparation) and in B.T. Draine et al. (2017, in preparation).

4.3. Submillimeter Excess

Dale et al. (2012) found an excess of submillimeter emission for several galaxies in the KINGFISH sample, where the observed 500 μm emission was measured to lie significantly

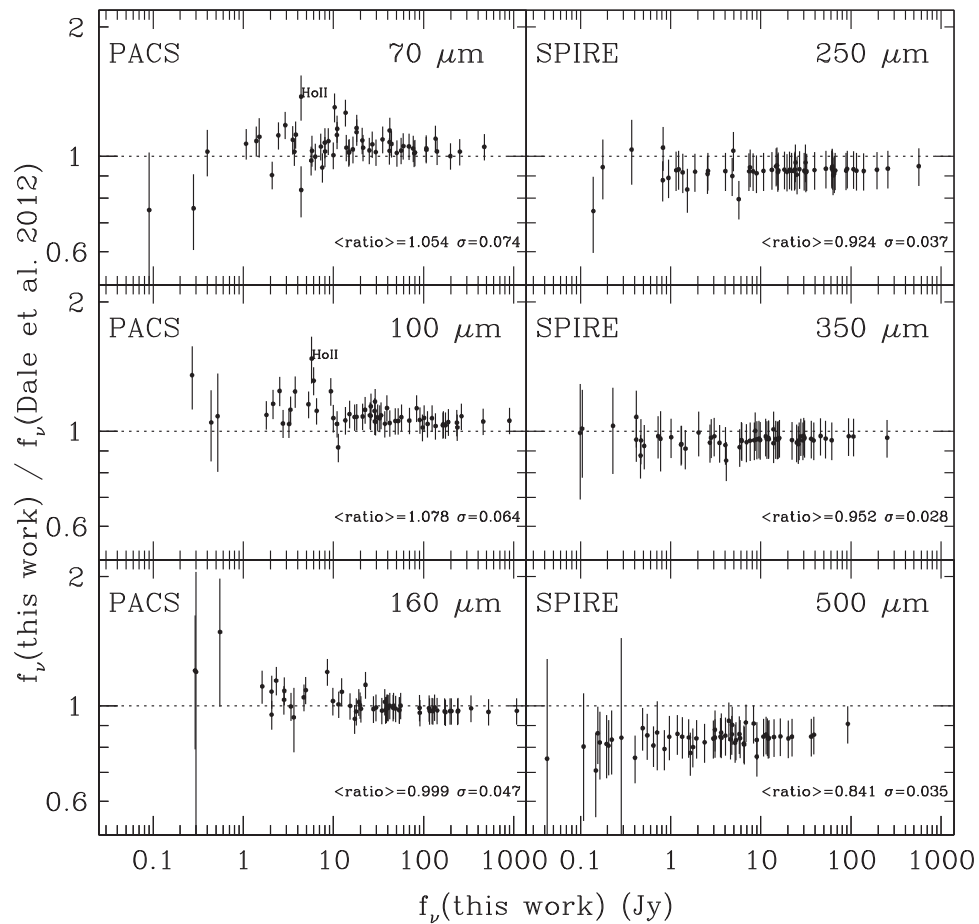


Figure 3. Comparison of updated global *Herschel* photometry with those presented in Dale et al. (2012). The error bars are relatively constant since they are primarily dominated by systematics for the brighter sources.

above the model predictions based on Draine & Li (2007) fits to the observed 3.6–500 μm SEDs. The submillimeter excess ξ (500 μm) was quantitatively defined in Dale et al. (2012) as

$$\xi(500 \mu\text{m}) = \frac{f_\nu(500 \mu\text{m})_{\text{observed}} - f_\nu(500 \mu\text{m})_{\text{model}}}{f_\nu(500 \mu\text{m})_{\text{model}}}. \quad (6)$$

This excess was primarily found in low-metallicity galaxies: 9 of the 10 dwarf/irregular/Magellanic galaxies in the KINGFISH sample with 500 μm detections exhibited $\xi(500 \mu\text{m}) > 0.60$. This result echoed similar claims of submillimeter excess in studies of M33, the Magellanic Clouds, and other low-metallicity star-forming galaxies (Galliano et al. 2005; Galametz et al. 2011; Planck Collaboration et al. 2011; Gordon et al. 2014; Izotov et al. 2014; Hermelo et al. 2016). With the updated calibrations for our present data set, including SPIRE calibration changes that result in 500 μm fluxes lower by an average of 16% (Figure 3), we still see submillimeter excesses in the sample, but at lower significance. The average excess for dwarf/irregular/Magellanic galaxies in Dale et al. (2012) was $\langle \xi(500 \mu\text{m}) \rangle_{T=\text{Im},10,\text{Sm}} \sim 0.70$, whereas in the current work the average value is $\langle \xi(500 \mu\text{m}) \rangle_{T=\text{Im},10,\text{Sm}} \sim 0.53$ for the 11 SINGS/KINGFISH dwarf/irregular/Magellanic galaxies with secure 500 μm detections. Note that an alternative signal-to-noise-ratio-like definition of the submillimeter excess may be defined by normalizing via the model and observational

uncertainties, namely

$$\begin{aligned} \text{S/N}(500 \mu\text{m excess}) &= \frac{f_\nu(500 \mu\text{m})_{\text{observed}} - f_\nu(500 \mu\text{m})_{\text{model}}}{\sqrt{\epsilon_{\text{obs}}^2 + \epsilon_{\text{mod}}^2}}. \quad (7) \end{aligned}$$

In this case, the average value is $\langle \text{S/N}(500 \mu\text{m excess}) \rangle \sim 4.3$ for $\epsilon_{\text{mod}} = 0$ and ~ 3.3 for $\epsilon_{\text{mod}} = 0.1 f_\nu(500 \mu\text{m})_{\text{model}}$ for the 11 SINGS/KINGFISH dwarf galaxies. We caution that our results may be biased since we restrict our analysis to securely detected sources.

Although the left-hand panel of Figure 6 shows no dependence for submillimeter excess on far-infrared color, there is a clear trend in the right-hand panel, with higher submillimeter excesses for lower gas-phase metallicity. This persistency of a submillimeter excess in primarily low-metallicity galaxies contradicts the analysis of Kirkpatrick et al. (2013), who found no significant submillimeter excesses for a subset of 20 galaxies from the KINGFISH sample with robust (and updated) far-infrared photometry that span a range in metallicity. However, there are three main differences between the analysis carried out here and by Kirkpatrick et al. (2013). First, Kirkpatrick et al. (2013) only fit data spanning 24–350 μm . Our SED fitting employs the full infrared continuum over 3.6–500 μm , and therefore our approach must balance contributions from stellar and PAH emission in addition to that from larger dust grains. Second, Kirkpatrick et al. (2013) employ the superposition of two modified blackbodies,

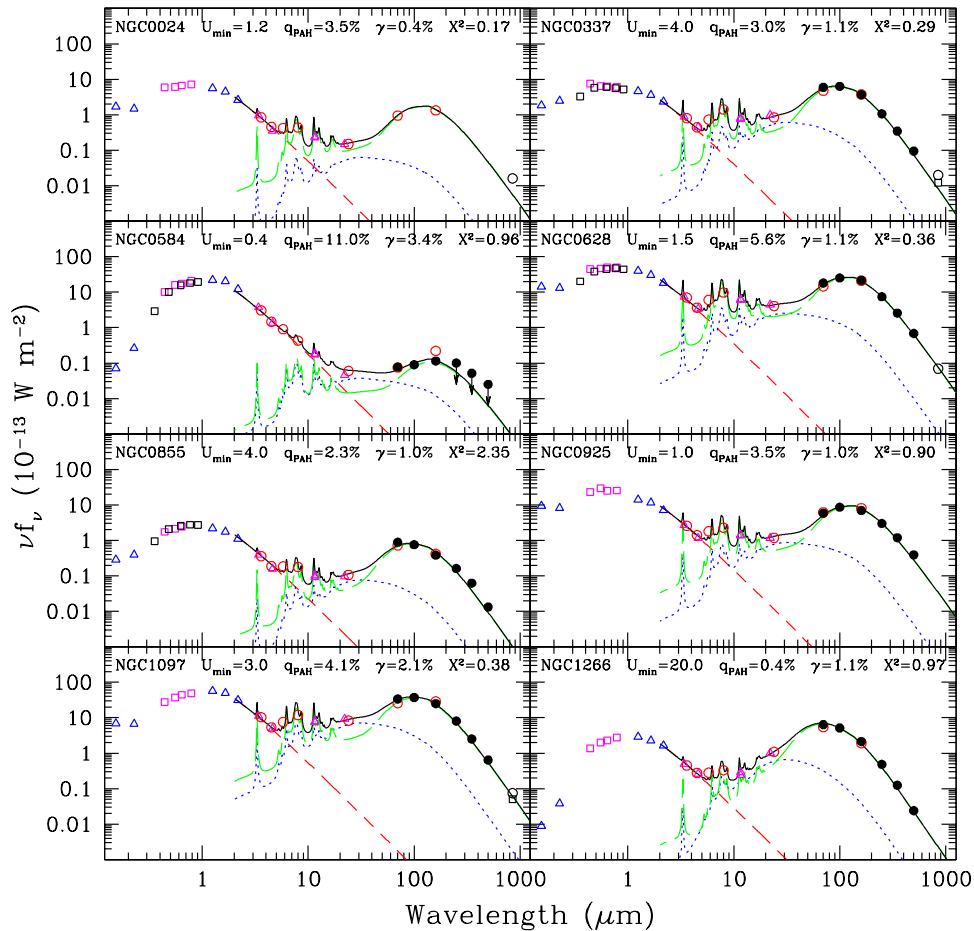


Figure 4. Globally integrated infrared/submillimeter spectral energy distributions for all the galaxies in the KINGFISH/SINGS sample, sorted by R.A. The following symbols are used: filled circles (*Herschel*), triangles (*GALEX*, 2MASS, and *WISE*), open circles (*Spitzer* and *Planck*), and squares (*BVR_CI_C* and *ugriz* and SCUBA). Arrows indicate 5σ upper limits (and lower limits in the case of NGC 3034). The solid curve is the sum of a 5000 K stellar blackbody (short dashed) along with models of dust emission from PDRs (dotted; $U > U_{\min}$) and the diffuse interstellar medium (long dashed; $U = U_{\min}$). The fitted parameters from these Draine & Li (2007) 3.6–500 μm model fits are listed within each panel along with the reduced χ^2 (see Section 4.2 for details). While the plotted data are corrected for Galactic extinction, the fluxes tabulated in Table 2 are not corrected. The uncertainties are smaller than the symbols plotted. There are no SED fits in cases where the far-infrared photometry provides only limits. (An extended version of this figure is available.)

whereas our fits use a more sophisticated dust model (Draine & Li 2007); we have four free parameters in our SED fitting, whereas Kirkpatrick et al. (2013) have only three free parameters: the temperature and emissivity of the cold dust component, and the ratio of the amplitudes of the two modified blackbodies. Third, while we normalize our submillimeter excesses by the predicted model value at 500 μm , Kirkpatrick et al. (2013) normalize via the *observed* 500 μm value. Normalizing by the observed flux is an approach that naturally depresses the excess measure. For example, the average submillimeter excess for the 11 SINGS/KINGFISH dwarf/irregular/Magellanic galaxies with 500 μm detections is 0.33 if the normalization is via the observed flux, a factor of 1.6 times smaller than when normalizing by the predicted model flux.

5. Summary

We present an update to the full panchromatic photometric database for the 79 galaxies in the combined SINGS/KINGFISH sample of nearby galaxies, for ultraviolet through radio wavelengths. Updates include incorporating recent improvements in the calibration of the *Herschel* photometers and a recalibration of *BVR_CI_C* photometry using broadband data from the Pan-STARRS1 survey. On average, the updated *Herschel* fluxes differ

by [+5, +8, 0, -8, -5, -16]% at [70, 100, 160, 250, 350, 500] μm compared to what was published in the original KINGFISH photometry paper of Dale et al. (2012). The average updated fluxes for the *VR_CI_C* filters are essentially unchanged from the SINGS photometry presented in Dale et al. (2007), but with a scatter of 0.2–0.3 mag. The updated collection of *B* fluxes are about ~ 0.2 mag brighter than what appears in the literature. Finally, theoretical Draine & Li (2007) SED models are fit to each galaxy’s 3.6–500 μm data set. Two of the fitted parameters show small but systematic differences with the results published previously: the total dust masses are about 20% lower, and the typical value of the radiation field that is heating the diffuse ISM is about 10% higher. Both of these results naturally arise from the changes in the calibrations of the *Herschel* imagers since 2012. We confirm our previous finding of an excess of submillimeter emission (500 μm) in primarily low-metallicity dwarf/irregular galaxies, but at a smaller amplitude due to the updated calibration of the *Herschel* SPIRE beams. A full exploration of this panchromatic data set is carried out in a companion paper by L. K. Hunt et al. (2017, in preparation).

We thank the referee for excellent suggestions that improved this work. *Herschel* is an ESA space observatory with science

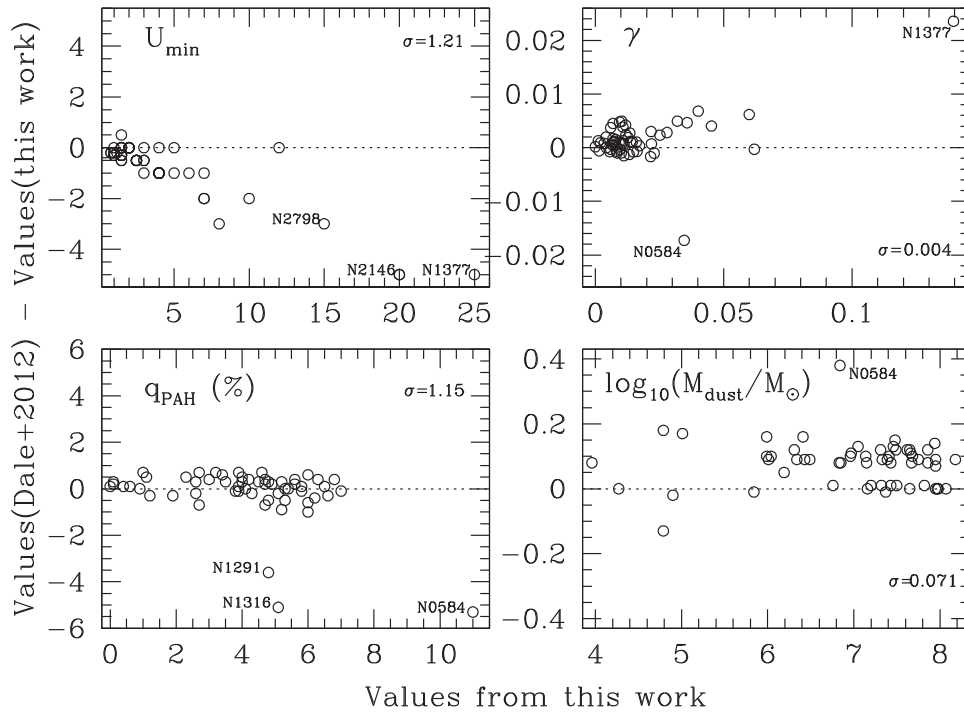


Figure 5. Comparison of DL07 output fit parameters from Dale et al. (2012) with those measured here. The dispersions in the ordinate (y-axis) values are inset.

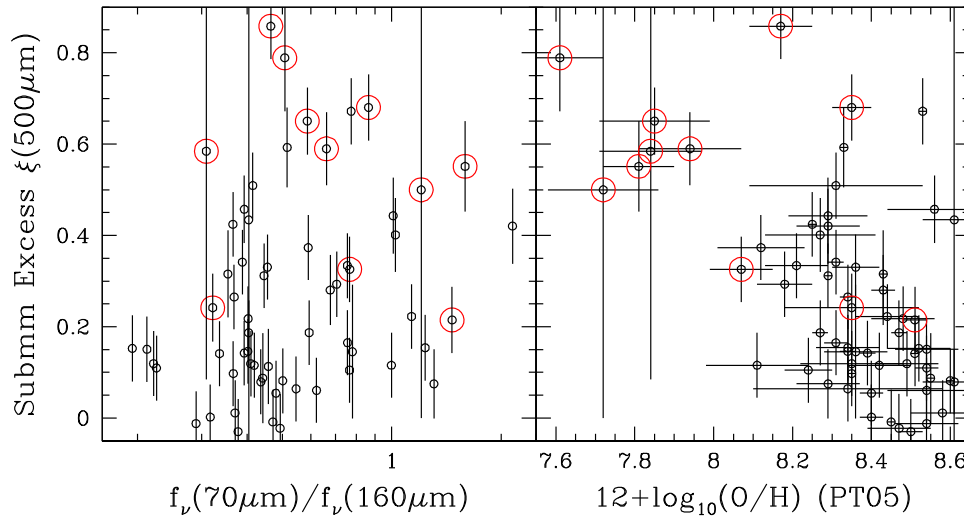


Figure 6. The submillimeter excess parameter $\xi(500 \mu\text{m})$ (see Equation (7)) as a function of far-infrared color and characteristic oxygen abundance as derived from Moustakas et al. (2010). Red circles indicate irregular galaxies ($T = \text{Sm, Im, or I0}$).

instruments provided by European-led Principal Investigator consortia and with important participation from NASA. This work is based on observations made with the *Spitzer Space Telescope* and utilizes the NASA/IPAC Infrared Science Archive, both operated by JPL/Caltech under a contract with NASA. We gratefully acknowledge NASA’s support for construction, operation, and science analysis for the *GALEX* mission, developed in cooperation with the Centre National d’Etudes Spatiales of France and the Korean Ministry of Science and Technology. Funding for the Sloan Digital Sky Survey and SDSS-II has been provided by the Alfred P. Sloan Foundation, the Participating Institutions, the NSF, the U.S. Department of Energy, NASA, the Japanese Monbukagakusho, the Max Planck Society, and the Higher Education Funding

Council for England. This publication makes use of data products from the *Wide-field Infrared Survey Explorer*, which is a joint project of the University of California, Los Angeles, and the JPL/Caltech, funded by NASA. The Pan-STARRS1 Surveys have been made possible through contributions of the Institute for Astronomy, the University of Hawaii, the Pan-STARRS Project Office, the Max Planck Society and its participating institutes, the Max Planck Institute for Astronomy, Heidelberg and the Max Planck Institute for Extraterrestrial Physics, Garching, The Johns Hopkins University, Durham University, the University of Edinburgh, Queen’s University Belfast, the Harvard-Smithsonian Center for Astrophysics, the Las Cumbres Observatory Global Telescope Network Incorporated, the National Central University of

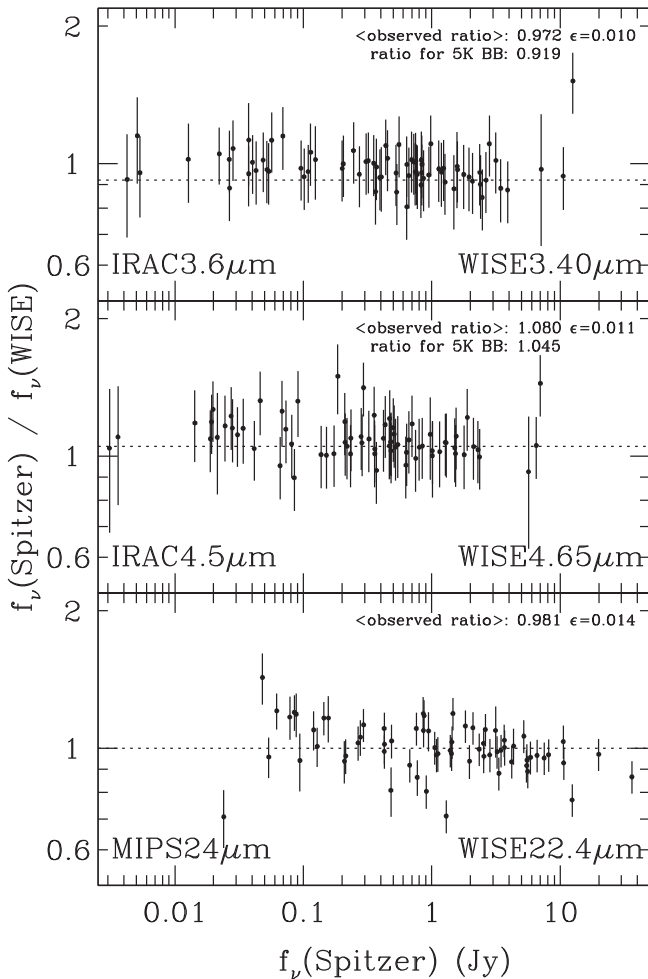


Figure 7. Comparison of *Spitzer*- and aperture-based global photometry with total *WISE* photometry. The dotted lines for the top two panels indicate the expected flux density ratios after convolving a 5000 K blackbody with the respective filter bandpass profiles. The average ratio and its uncertainty (σ/\sqrt{N}) are inset.

Taiwan, the Space Telescope Science Institute, the NSF, the University of Maryland, and Eotvos Lorand University and the Los Alamos National Laboratory.

Appendix WISE Fluxes

Table 2 presents *WISE* W3 (12 μm) flux densities based on the same apertures used for the other flux densities presented in Table 2. We additionally present here “total” flux densities for all four *WISE* bands using zero-points of [309.666, 170.623, 29.043, 7.875] Jy for [W1, W2, W3, W4] at central wavelengths of [3.4, 4.6, 12, 22] μm .²⁶ The process for extracting “total” flux densities follows that described in Jarrett et al. (2013), whereby azimuthally averaged elliptical surface brightness profiles are extrapolated to three disk scale lengths beyond the 1σ (sky rms) isophotal radii. For *WISE*, the 1σ isophotes are at surface brightness levels of approximately [23.0, 21.8, 18.1, 15.8] mag arcsec⁻² (Vega) for [W1, W2, W3, W4] (Jarrett et al. 2013). This particular *WISE* database

provides an excellent opportunity to check our *Spitzer*- and aperture-based global fluxes at 3.6, 4.5, and 24 μm . Figure 7 presents such a comparison. The agreement between *Spitzer* and *WISE* flux densities is close to expectations. The dotted lines in the top two panels indicate the expected flux density ratios after convolving the filter bandpasses with a 5000 K stellar blackbody; the observed ratios match the expected ratios to within the observed 1σ scatters. There is perhaps a weak trend for the ratio of *Spitzer* 24 μm and *WISE* W3, with the ratio decreasing with increasing brightness.

References

- Bendo, G. J., Wilson, C. D., Pohlen, M., et al. 2010, *A&A*, 518, L65
 Blanton, M. R., Schlegel, D. J., Strauss, M. A., et al. 2005, *AJ*, 129, 2562
 Brown, M. J. I., Jarrett, T. H., & Cluver, M. E. 2014, *PASA*, 31, 49
 Chonis, T. S., & Gaskell, C. M. 2008, *AJ*, 135, 264
 Cook, D. O., Dale, D. A., Johnson, B. D., et al. 2014, *MNRAS*, 445, 881
 da Cunha, E., Charlot, S., & Elbaz, D. 2008, *MNRAS*, 388, 1595
 Dalcanton, J. J., Fouesneau, M., Hogg, D. W., et al. 2015, *ApJ*, 814, 3
 Dale, D. A., Aniano, G., Engelbracht, C. W., et al. 2012, *ApJ*, 745, 95
 Dale, D. A., Bendo, G. J., Engelbracht, C. W., et al. 2005, *ApJ*, 633, 857
 Dale, D. A., Cohen, S. A., Johnson, L. C., et al. 2009, *ApJ*, 703, 517
 Dale, D. A., Gil de Paz, A., Gordon, K. D., et al. 2007, *ApJ*, 655, 863
 Dale, D. A., Helou, G., Magdis, G. E., et al. 2014, *ApJ*, 784, 83
 Dale, D. A., Smith, J. D. T., Armus, L., et al. 2006, *ApJ*, 646, 161
 de Vaucouleurs, G., de Vaucouleurs, A., Corwin, H. G., Jr., et al. 1991, Third Reference Catalogue of Bright Galaxies (New York: Springer)
 Draine, B. T., Dale, D. A., Bendo, G., et al. 2007, *ApJ*, 663, 866
 Draine, B. T., & Li, A. 2007, *ApJ*, 657, 810
 Galametz, M., Madden, S. C., Galliano, F., et al. 2011, *A&A*, 532, A56
 Galliano, F., Madden, S. C., Jones, A. P., Wilson, C. D., & Bernard, J.-P. 2005, *A&A*, 434, 867
 Gordon, K. D., Roman-Duval, J., Bot, C., et al. 2014, *ApJ*, 797, 85
 Grier, C. J., Mathur, S., Ghosh, H., & Ferrarese, L. 2011, *ApJ*, 731, 60
 Hermelo, I., Relaño, M., Lisenfeld, U., et al. 2016, *A&A*, 590, A56
 Izotov, Y. I., Guseva, N. G., Fricke, K. J., Krügel, E., & Henkel, C. 2014, *A&A*, 570, A97
 Jarrett, T. H., Masci, F., Tsai, C. W., et al. 2013, *AJ*, 145, 6
 Jester, S., Schneider, D. P., Richards, G. T., et al. 2005, *AJ*, 130, 873
 Jonsson, P., Groves, B. A., & Cox, T. J. 2010, *MNRAS*, 403, 17
 Jordi, K., Grebel, E. K., & Ammon, K. 2006, *A&A*, 460, 339
 Kartaltepe, J. S., Sanders, D. B., Le Floc’h, E., et al. 2010, *ApJ*, 709, 572
 Kennicutt, R. C., Calzetti, D., Aniano, G., et al. 2011, *PASP*, 123, 1347
 Kennicutt, R. C., Jr., Armus, L., Bendo, G., et al. 2003, *PASP*, 115, 928
 Kirkpatrick, A., Calzetti, D., Galametz, M., et al. 2013, *ApJ*, 778, 51
 Lupton, R. H., Jurić, M., Ivezić, Z., et al. 2005, *BAAS*, 37, 1384
 Magnier, E. A., Schlafly, E., Finkbeiner, D., et al. 2013, *ApJS*, 205, 20
 Maiolino, R., Carniani, S., Fontana, A., et al. 2015, *MNRAS*, 452, 54
 Moustakas, J., Kennicutt, R. C., Jr., Tremonti, C. A., et al. 2010, *ApJS*, 190, 233
 Muñoz-Mateos, J. C., Gil de Paz, A., Zamorano, J., et al. 2009, *ApJ*, 703, 1569
 Noll, S., Burgarella, D., Giovannoli, E., et al. 2009, *A&A*, 507, 1793
 Planck Collaboration, Ade, P. A. R., Aghanim, N., et al. 2011, *A&A*, 536, A17
 Planck Collaboration, Ade, P. A. R., Aghanim, N., et al. 2016a, *A&A*, 594, A26
 Planck Collaboration, Ade, P. A. R., Aghanim, N., et al. 2016b, *A&A*, 586, A132
 Rémy-Ruyer, A., Madden, S. C., Galliano, F., et al. 2015, *A&A*, 582, A121
 Roussel, H. 2013, *PASP*, 125, 1126
 Schlafly, E. F., & Finkbeiner, D. P. 2011, *ApJ*, 737, 103
 Schlafly, E. F., Finkbeiner, D. P., Jurić, M., et al. 2012, *ApJ*, 756, 158
 Scolnic, D., Casertano, S., Riess, A., et al. 2015, *ApJ*, 815, 117
 Scoville, N., Sheth, K., Aussel, H., et al. 2016, *ApJ*, 820, 83
 Silva, L., Granato, G. L., Bressan, A., & Danese, L. 1998, *ApJ*, 509, 103
 Smith, J. D. T., Draine, B. T., Dale, D. A., et al. 2007, *ApJ*, 656, 770
 Tajer, M., Trinchieri, G., Wolter, A., et al. 2005, *A&A*, 435, 799
 Tonry, J. L., Stubbs, C. W., Lykke, K. R., et al. 2012, *ApJ*, 750, 99
 Tully, R. B., Rizzi, L., Shaya, E. J., et al. 2009, *AJ*, 138, 323
 Wright, E. L., Eisenhardt, P. R. M., Mainzer, A. K., et al. 2010, *AJ*, 140, 1868

²⁶ Brown et al. (2014) suggest W4 has an effective central wavelength of 22.8 μm .