

**CONTROL OF MACPHERSON ACTIVE SUSPENSION SYSTEM USING
SLIDING MODE CONTROL WITH COMPOSITE NONLINEAR
FEEDBACK TECHNIQUE**

MUHAMAD FAHEZAL BIN ISMAIL

UNIVERSITI TEKNOLOGI MALAYSIA

CONTROL OF MACPHERSON ACTIVE SUSPENSION SYSTEM USING
SLIDING MODE CONTROL WITH COMPOSITE NONLINEAR FEEDBACK
TECHNIQUE

MUHAMAD FAHEZAL BIN ISMAIL

A thesis submitted in fulfillment of the
requirements for the award of the degree of
Doctor of Philosophy (Electrical Engineering)

Faculty of Electrical Engineering
Universiti Teknologi Malaysia

JUNE 2016

To my beloved wife Miza and childs.....

Aina, Imanina, Irdina, and Aminul Fatih.

ACKNOWLEDGEMENT

Alhamdulillah, thank to Allah, because of Him we are still here and His entire gift in this world and most of all, for giving me opportunities to learn His knowledge.

This research work was supervised by Professor Dr. Yahaya Md. Sam, co-supervised Dr. Shahdan Sudin at the Universiti Teknologi Malaysia, and external co-supervisor Dr.Kemao Peng from National University of Singapore. I would like to express my thanks and greatly appreciate all their help and guidance.

I am grateful to my wife, Miza Hj. Hamid my childs, Nur Qurratu ‘Aina, Nur Imanina Musfirah, Nur Irdina Khadijah, Muhammad Aminul Fatih and my parents, Hj. Ismail Hj. Razali (Former R&D manager, UDA Holding Berhad), Hjh Noraini Hj. Tumpang, without whose help, encouragement and patience I would never have gotten this thesis completed and who made it all worthwhile.

I would also like to grateful to my friends, Muhamad Khairi Aripin, Norhazimi Hamzah , Rozaimi Ghazali , Mohammad Sani Gaya and Ling, who also gave me a great deal of support and encouragement.

Finally, thank you to all the other people who have supported me during the course of this work. Thank You! Thank You!

ABSTRACT

The MacPherson active suspension system is able to support the weight of vehicle and vibration isolation from road profile, and is also able to maintain the traction between tyre and road surface. It also provides both additional stability and maneuverability by performing active roll and pitch control during cornering and braking, and the most significant are ride comfort and road handling performance. However, a drawback of MacPherson model is the self-steer phenomenon in the active suspension system. The problem might be solved by controlling the actuator force and control arm of the system. The MacPherson model has a similar layout to a real vehicle active suspension system. The mathematical model of the system produces a nonlinear mathematical model with uncertainties. Therefore, the proposed control strategy must be able to cater the uncertainties in mathematical model and simultaneously provide a fast response to the system. The control strategy combines Composite Nonlinear Feedback (CNF) algorithm and Proportional Integral Sliding Mode Control (PISMC) algorithm to achieve quick response and to reduce uncertainties. Optimisation of parameters in the CNF was performed using Evolutionary Strategy (ES) algorithm for fast transient performance. Thus, the controller is called Proportional Integral Sliding Mode Control – Evolutionary Strategy – Composite Nonlinear Feedback (PISMC-ES-CNF). To validate the proposed controller, the conventional Sliding Mode Control (SMC) and CNF were utilised to control the system under various road profiles. The ISO 2631-1, 1997 was used as a reference of ride comfort level for the acceleration of sprung mass. Results show that the proposed controller, PISMC-ES-CNF achieved the best control performance under various road profiles. The results obtained also prove that the PISMC-ES-CNF managed to improve ride comfort quality and road handling quality and has also delivered better control performance in terms of transient response of acceleration of sprung mass, reducing overshoot and chattering problem compared to conventional SMC and CNF.

ABSTRAK

Sistem gantungan aktif kenderaan MacPherson berkeupayaan untuk menyokong berat kenderaan, pengasingan getaran berdasarkan profil jalan dan untuk mengekalkan cengkaman antara tayar dan permukaan jalan raya. Ia juga menyediakan kestabilan tambahan dan pergerakan dengan melakukan gelean dan kawalan anggul aktif semasa membelok dan membrek, dan yang lebih penting ialah keselesaan pemanduan dan prestasi pengendalian jalan raya. Walau bagaimanapun, kelemahan model MacPherson adalah fenomena mengemudi-diri yang berlaku dalam sistem gantungan aktif. Model MacPherson mempunyai susun atur yang sama dengan sistem gantungan aktif kenderaan sebenar. Pemodelan matematik sistem menghasilkan model matematik tak linear dengan ketidaktentuan. Oleh itu, strategi kawalan yang dicadangkan mesti berupaya untuk menampung dalam ketidaktentuan dalam model matematik dan pada masa yang sama memberikan tindak balas yang cepat kepada sistem. Strategi kawalan menggabungkan algoritma pengawal Suap Balik Tak linear Komposit (CNF) dan algoritma pengawal Mod Gelangsar Kamiran Berkadaran (PISMC) untuk mencapai prestasi sambutan cepat dan mengurangkan ketidaktentuan. Pengoptimuman parameter dalam CNF dilakukan dengan menggunakan algoritma Strategi Evolusi (ES) untuk prestasi fana cepat. Oleh yang demikian, pengawal ini dikenali sebagai Mod Gelangsar Kamiran Berkadaran – Strategi Evolusi – Suap Balik Tak Linear Komposit (PISMC-ES-CNF). Untuk mengesahkan pencapaian pengawal yang dicadangkan, Pengawal Konvensional Mod Gelangsar (SMC) dan CNF telah digunakan dalam mengawal sistem untuk profil permukaan jalan raya yang pelbagai. ISO 2631-1 1997 digunakan sebagai rujukan pada tahap keselesaan perjalanan yang berkualiti untuk pecutan jisim terpegas. Keputusan menunjukkan bahawa cadangan kawalan, PISMC-ES-CNF telah mencapai prestasi kawalan terbaik pada pelbagai jenis permukaan jalan. Hasil kajian juga membuktikan bahawa PISMC-ES-CNF telah meningkatkan keselesaan perjalanan yang berkualiti dan pengendalian jalan yang berkualiti serta memberikan prestasi kawalan yang lebih baik dari segi sambutan fana untuk pecutan jisim terpegas, mengurangkan terlajak, dan mengurangkan masalah gelatukan berbanding dengan SMC konvensional dan CNF.

TABLE OF CONTENTS

CHAPTER	TITLE	PAGE
	DECLARATION	ii
	DEDICATION	iii
	ACKNOWLEDGEMENT	iv
	ABSTRACT	v
	ABSTRAK	vi
	TABLE OF CONTENTS	vii
	LIST OF TABLES	xi
	LIST OF FIGURES	xii
	LIST OF ABBREVIATIONS	xvii
	LIST OF SYMBOLS	xix
	LIST OF APPENDICES	xxii
1	INTRODUCTION	1
	1.1 Introduction to Active Suspension System	1
	1.2 Research background	5
	1.3 Problem Statement	7
	1.4 Research objective	8
	1.5 Scope of Research work	9
	1.6 Contribution of Research work	11
	1.7 Structure and layout of the Thesis	12

2	LITERATURE REVIEW	14
	2.1 Introduction	14
	2.2 Conventional Linear Model	15
	2.2.1 Passive system	15
	2.2.2 Semi-Active Suspension system	17
	2.2.3 Active Suspension system	19
	2.3 MacPherson model	20
	2.4 Linear control strategy for active suspension system	22
	2.5 Nonlinear control strategy for active suspension system	24
	2.6 Intelligent control strategy for active suspension system	26
	2.7 Application of Sliding Mode Control	29
	2.8 Application of Composite Nonlinear Feedback Control	30
	2.9 Summary	31
3	MACPHERSON STRUT ACTIVE SUSPENSION SYSTEM MODELING	33
	3.1 Introduction on the methodology and MacPherson active suspension system	33
	3.2 Quarter car model of MacPherson passive suspension system	36
	3.3 Quarter car model of MacPherson active suspension system	44
	3.4 Uncertainty and Nonlinearity of the model	47
	3.5 Summary	50

4	CONTROLLER DESIGN, RESULTS, AND ANALYSIS	51
	4.1 Introduction	51
	4.2 An overview of the Sliding Mode Control (SMC)	54
	4.3 Properties of Sliding Mode Control	56
	4.4 Sliding Mode Control Law	56
	4.5 The reachability condition	58
	4.6 Chattering Problem	61
	4.7 Matched and Unmatched cases	62
	4.8 An overview of Composite Nonlinear Feedback Control	64
	4.9 Properties of Composite Nonlinear Feedback Control	65
	4.10 Linear Control Law	68
	4.11 Nonlinear Control Law	69
	4.11.1 Nonlinear function	71
	4.12 Proportional Integral Sliding Mode and Composite Nonlinear Controller Design.	72
	4.12.1 Linear and Nonlinear control design in CNF.	74
	4.12.2 Sliding surface design	79
	4.12.3 Stability during sliding mode	81
	4.12.4 Controller design	84
	4.12.5 Proposed controller versus controller of Hong <i>et al.</i> (1999).	88
	4.12.5.1 Results and discussion	89
	4.12.5.2 Results and discussion on the effect of matrix of C_{qMP}	93
	4.12.5.3 Results and discussion on Sliding gain	102
	4.12.5.4 Boundary layer solution	108
	4.12.5.4.1 Results and discussion on the boundary layer solution	109

4.12.5.5	Sigmoid function cases	113
4.12.5.5.1	Results and discussion on the Sigmoid function.	114
4.13	Optimization on Nonlinear function of Composite Nonlinear Feedback Controller	118
4.13.1	Results and discussion	120
4.14	Comparison with others control strategies	125
4.14.1	Overview on others control strategies	127
4.14.2	Results and discussion	127
4.15	Summary	153
5	CONCLUSION AND FUTURE WORKS	155
5.1	Conclusion	155
5.2	Future Research Work	157
	REFERENCE	158
	APPENDIX A	170-172

LIST OF TABLES

TABLE NO.	TITLE	PAGE
3.1	Parameter values for the MacPherson active suspension quarter car model in Hong <i>et al.</i> (1999).	41
4.1	Vertical acceleration of sprung mass level and degree of comfort. (ISO2631-1, 1997).	73
4.2	The set of matrix C_{qMP} obtained from the backpropagation algorithm	97
4.3	The positive gain and the negative gain in three different road profiles	102
4.4	Boundary layer thickness in three different road profiles.	109
4.5	Comparison of control strategies (control law) using PISM/ISMC-CNF	114
4.6	The best values of α and β used for each road profiles.	120
4.7	The value of α and β using the Hooke-Jeeves method for each road profiles.	120
4.8	Summary of the mean and the standard deviation from MATLAB-Simulink for Bounce Sine Sweep.	132
4.9	Summary of the mean and the standard deviation values from MATLAB-Simulink for Chassis	140
4.10	Twisted.	
	Summary of the mean and the standard deviation values from MATLAB-Simulink for Large Smooth Bump.	147

LIST OF FIGURES

FIGURE NO.	TITLE	PAGE
1.1	Quarter car linear model active suspension system: (a) High-bandwidth, and (b) Low-bandwidth in Xue <i>et al.</i> , (2011).	3
1.2	A schematic diagram of the MacPherson suspension system for quarter car model in Hong <i>et al.</i> , (1999).	4
1.3	Classification of modern automotive suspension in Xue <i>et al.</i> (2011)	6
2.1	Profile of a commercial passive suspension in Xue <i>et al.</i> (2011).	16
2.2	Linear quarter car model of a typical passive suspension in Xue <i>et al.</i> (2011)	16
2.3	Linear quarter car model of a typical semi-active suspension in Xue <i>et al.</i> (2011).	18
2.4	Profile of a commercial semi-active suspension in Xue <i>et al.</i> (2011).	18
2.5	A linear quarter car model of an active suspension system in Xue <i>et al.</i> (2011)	19
2.6	A schematic diagram of MacPherson suspension system in Fallah <i>et al.</i> (2008).	20
3.1	The flow chart of the research methodology applied on this research study.	34

3.2	A free body diagram of quarter car model of the MacPherson passive suspension system in Hong <i>et al.</i> (1999).	37
3.3	A free body diagram of a quarter car model of the MacPherson active suspension system in Hong <i>et al.</i> (1999).	45
4.1	The numerical experiment procedure for control performance on PISMC-CNF for MacPherson active suspension system structure.	52
4.2	A block diagram of the PISMC-CNF controller for MacPherson active suspension system.	53
4.3	Sliding mode control ship course in Nikolsky (1934).	55
4.4	The state diagram of nonlinear system.	55
4.5	Sliding Mode in second order system	57
4.6	State planes with two unstable structures.	57
4.7	State plane of variable structure system	58
4.8	Sliding mode did not occur as the actuator dynamics were excited by the fast switching of the discontinuous controller, leading to chattering in the loop.	60
4.9	The transient response as a design idea of CNF tracking control in Cheng <i>et al.</i> (2004).	64
4.10	Tracking control performance. The dotted curve is the command input, while full curve represents the response due to the nonlinear feedback, and the broken curve is the nominal linear feedback in Lin <i>et al.</i> (1998)	65
4.11	The result of the control performance of CNF in HDD system application in Chen <i>et al.</i> (2003)	67
4.12	The effect of μ in the control component of the discontinuous and continuous functions.	85
4.13	Bounce Sine Sweep road profile.	88

4.14	Chassis Twisted road profile.	88
4.15	Large smooth bump road profile.	89
4.16	Acceleration of sprung mass effects for: (a) Bounce sine sweep. (b) Chassis twisted. (c) Large smooth bump	91
4.17	Angular acceleration of control arm effects for: (a) Bounce sine sweep. (b) Chassis twisted. (c) Large smooth bump.	93
4.18	A block diagram of MacPherson active suspension system using Neural Network to determine the Matrix of C_{qMP} .	94
4.19	A backpropagation algorithm to search matrix of C_{qMP}	96
4.20	Acceleration of sprung mass the effects for: (a) Bounce sine sweep. (b) Chassis twisted. (c) Large smooth bump.	99
4.21	Angular acceleration of control arm effects for (a) Bounce sine sweep. (b) Chassis twisted. (c) Large smooth bump.	101
4.22	The ES algorithm used for searching value of sliding gain.	103
4.23	Acceleration of sprung mass effects for: (a) Bounce sine sweep. (b) Chassis twisted. (c) Large smooth bump.	105
4.24	Angular acceleration of control arm effects for: (a) Bounce sine sweep. (b) Chassis twisted. (c) Large smooth bump.	107
4.25	An algorithm for searching the value of boundary layer thickness.	108
4.26	Acceleration of sprung mass effect for: (a) Bounce sine sweep. (b) Chassis twisted. (c) Large smooth bump.	111

4.27	Angular acceleration of control arm effects for: (a) Bounce sine sweep. (b) Chassis twisted. (c) Large smooth bump.	113
4.28	Acceleration of sprung mass effects for: (a) Bounce Sine Sweep. (b) Chassis Twisted. (c) Large Smooth Bump.	116
4.29	Angular acceleration of control arm effects for: (a) Bounce sine sweep. (b) Chassis twisted. (c) Large smooth bump.	118
4.30	ES algorithm to search the values of α and β .	119
4.31	Acceleration of sprung mass effects for: (a) Bounce sine sweep. (b) Chassis twisted. (c) Large smooth bump.	122
4.32	Angular acceleration of control arm effects for: (a) Bounce sine sweep. (b) Chassis twisted. (c) Large smooth bump.	124
4.33	Acceleration of sprung mass effects for: (a) Bounce sine sweep. (b) Chassis twisted. (c) Large smooth bump.	129
4.34	Angular acceleration of control arm effects for: (a) Bounce sine sweep. (b) Chassis twisted. (c) Large smooth bump.	131
4.35	Summary of PISM-C-ES-CNF for acceleration sprung mass in Bounce Sine Sweep.	132
4.36	Process capability of PISM-C-ES-CNF for Bounce Sine Sweep.	135
4.37	Process capability of PISM-C-CNF for Bounce Sine Sweep.	135
4.38	Process capability of CNF for Bounce Sine Sweep.	136
4.39	Process capability of SMC for Bounce Sine Sweep.	136

4.40	Standard deviation comparison chart for Bounce Sine Sweep.	139
4.41	One-way ANOVA diagnostic report for Bounce Sine Sweep.	139
4.42	Summary of PISMC-ES-CNF for acceleration sprung mass in Chassis Twisted.	140
4.43	Process capability of PISMC-ES-CNF for Chassis Twisted.	142
4.44	Process capability of PISMC-CNF for Chassis Twisted.	142
4.45	Process capability of CNF for Chassis Twisted.	143
4.46	Process capability of SMC for Chassis Twisted.	143
4.47	Standard deviations comparison chart for Chassis Twisted.	145
4.48	Diagnostic report for Chassis Twisted.	145
4.49	Summary for PISMC-ES-CNF controller for acceleration sprung mass in Large Smooth Bump.	146
4.50	Process capability of PISMC-ES-CNF- for Large Smooth Bump.	149
4.51	Process capability of PISMC-CNF for Large Smooth Bump.	149
4.52	Process capability of CNF for Large Smooth Bump.	150
4.53	Process capability of SMC for Large Smooth Bump.	150
4.54	Standard deviation comparison chart for Large Smooth Bump	151
4.55	Diagnostic report for Large Smooth Bump.	152

LIST OF ABBREVIATIONS

2-DOF	-	two-degree-of-freedom
ANOVA	-	analysis of variance
BP	-	backpropagation
ES	-	evolutionary strategy
CNF	-	composite nonlinear feedback
CTL	-	central limit theorem
GOF	-	goodness of fit
HIL	-	hardware in the loop
HSRFBNC	-	hybrid self-organizing fuzzy radial basis-function neural network controller
ISMC	-	integral sliding mode control
ISO	-	international standard organization
LMI	-	linear matrix inequalities
LPV	-	linear parameter varying
LQR	-	linear quadratic regulator
MIL	-	model in the loop
MIMO	-	multi input multi output
MCS	-	monte carlo simulation

NFWN	-	neuro-fuzzy wavelets network
NN	-	neural network
PDF	-	probability distribution function
PID	-	proportional integral derivative
PIL	-	processor in the loop
PISMC	-	proportional integral sliding mode control
PSD	-	power spectral density
PSO	-	particle swarm optimization
SIL	-	software in the loop
SMC	-	sliding mode control
SOFC	-	self-organizing fuzzy controller
STC	-	super twisting control
VSCS	-	variable structure control system

LIST OF SYMBOLS

f_a	-	actuator force
m_s	-	mass of the car body
m_u	-	mass of the car wheel
k_s	-	stiffness of the car body spring
k_t	-	stiffness of car tyre
c_p	-	damper coefficient
l_A	-	distance from point 0 to A
l_B	-	distance from point 0 to B
l_C	-	distance from point 0 to C
f_b	-	weight of human body
Z_s	-	displacement of sprung mass
\dot{Z}_s	-	velocity of sprung mass
\ddot{Z}_s	-	acceleration of sprung mass
θ_0	-	initial angular displacement of control arm
θ	-	angular displacement of control arm
$\dot{\theta}$	-	angular velocity of control arm
$\ddot{\theta}$	-	angular acceleration of control arm

Z_r	-	displacement of road profile
c_{p1}	-	the linear damping coefficient
c_{p2}	-	the nonlinearity damping coefficient
k_{s1}	-	the linear stiffness of car body spring
k_{s2}	-	the nonlinearity stiffness of car body spring
Δm_s	-	the uncertainty of sprung mass
Δk_t	-	the uncertainty of stiffness of car tyre
Δc_{p1}	-	the uncertainty of linear damping coefficient
Δc_{p2}	-	the uncertainty of nonlinearity damping coefficient
Δk_{s1}	-	the uncertainty of linear stiffness of car body spring
Δk_{s2}	-	the uncertainty of nonlinearity stiffness of car body spring
Δf_m	-	the matched uncertainties
Δf_u	-	the unmatched uncertainties
ρ	-	nonlinear function of CNF
\hat{x}	-	the error between actual state and desired state
α	-	tuning parameter in nonlinear function of CNF
β	-	tuning parameter in nonlinear function of CNF
ζ	-	steady state damping ratio
φ_1	-	sliding gain of PISMC
μ	-	the thickness boundary layer of PISMC
C_{pk}	-	measuring process capability
σ_{qMP}	-	sliding surface of PISMC

I_n	-	an $n \times n$ identity matrix
$D^c(\psi)$	-	denotes as the disc centred at the starting point.
e	-	current error backpropagation in neural network
y_d	-	desired output in neural network
y_a	-	current output at iteration-k
w_{ij}	-	weight in Levenberg-Marquardt (LM) algorithm
μ_1	-	learning rate in LM algorithm
θ_{ss}	-	a width of band sliding surface in ISMC
η	-	reachability condition in ISMC
α_1	-	controller parameter in ISMC

LIST OF APPENDICES

APPENDIX	TITLE	PAGE
A	LIST OF PUBLICATION	170

CHAPTER 1

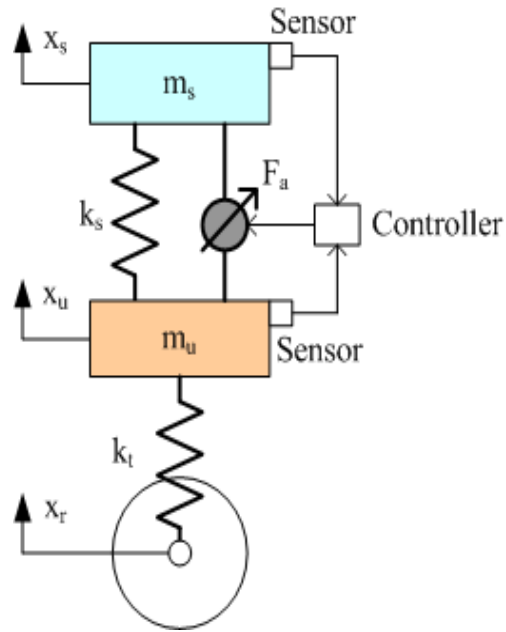
INTRODUCTION

1.1 Introduction to Active Suspension System

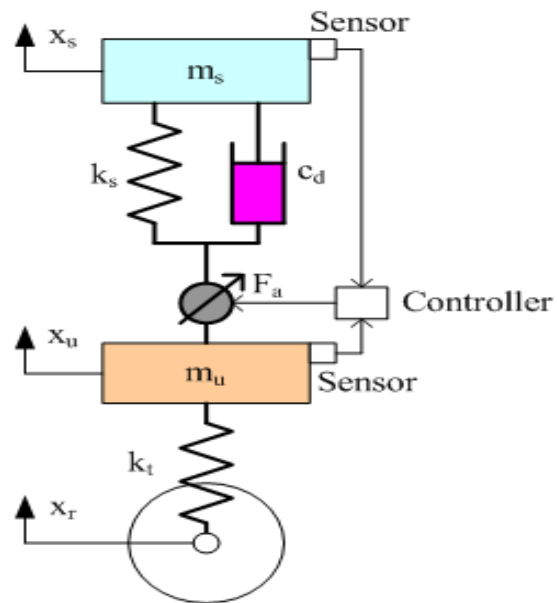
A vehicle passive suspension system usually involves springs and shock absorbers that aid in isolating the vehicle chassis and passenger from unexpected vertical displacements of the wheel assemblies while driving; the phenomenon is called ride comfort performance. Meanwhile, active suspension is composed of an actuator and a mechanical spring, or an actuator, and a damper, Xue *et al.* (2011).

Another important purpose of vehicle suspension is to maintain a secure interaction between the road and the tyres, as well as to offer guidance along the road profiles. This capability is known as handling performance. The active suspension can be classified into two types of bandwidths. The high-bandwidth active suspension controls both the sprung mass, m_s , and the unsprung mass, m_u if the active actuator works mechanically in parallel with the spring as illustrated in

Figure 1.1(a). On the hand, the low-bandwidth active suspension controls the sprung mass if the active actuator works mechanically in series with the spring and the damper as portrayed in Figure 1.1(b). The F_a is refers to the actuator force, k_s is stiffness of the car body spring, k_t stiffness of car tyre, and C_d damper coefficient. Other than that X_s , X_u , and X_r are state variables for sprung mass, unsprung mass, and road profile. Generally, the frequency of the unsprung mass lies in the range of 10-15 Hz, while the frequency of the sprung mass lies in the range of 1-2 Hz. (Xue *et al.* 2011, Appleyard and Wellstead 1995). Moreover, active suspensions commercially implemented in automobiles today are based on hydraulic or pneumatic actuator, Appleyard and Wellstead (1995). Figure 1.2 shows the schematic diagram of the MacPherson strut suspension system applied in modern automotive active suspension system. (Hong *et al.* 1999). The f_d is a body force of human, m_u reflects the unsprung mass, m_s is sprung mass, and Z_s refers to displacement of sprung mass. If the joint between the control arm and the car body is assumed to be a bushing and the mass of the control arm is not neglected, the degrees of freedom of the whole system are four. The generalised coordinates in this case are Z_s , d , θ_1 , and θ_2 . However, if the mass of the control arm is ignored and the bushing is assumed to be a pin joint, then the degrees of freedom will becomes two. In fact, the typical independent type of MacPherson suspension system consists of wheel assembly connected to the tyre, lower arm connecting to the chassis and the wheel assembly, tie rod for the steering, and strut involving the spring-damper system that absorb shock from the road surface.



(a)



(b)

Figure 1.1: Quarter car linear model active suspension system: (a) High-bandwidth, and (b) Low-bandwidth in Xue *et al.*, (2011).

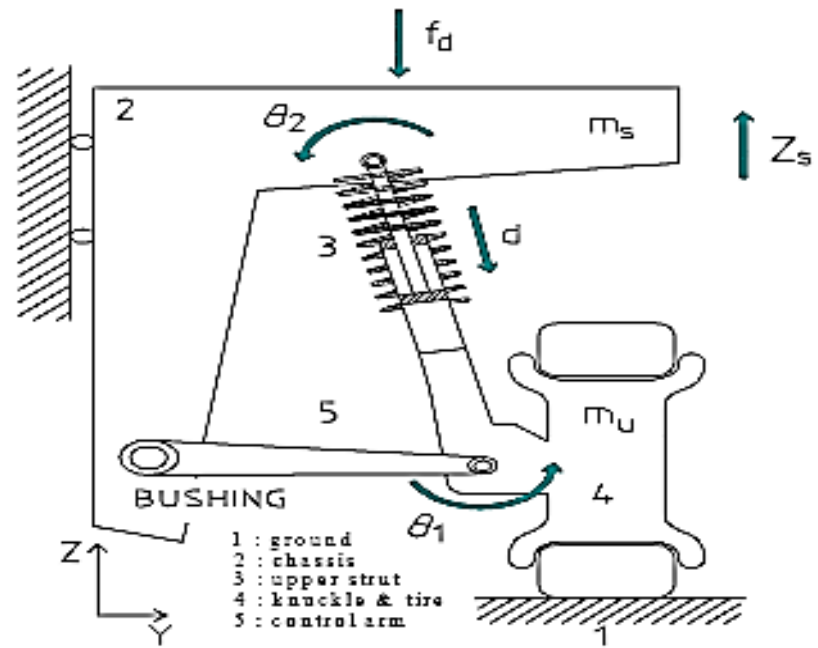


Figure 1.2: A schematic diagram of the MacPherson suspension system for quarter car model in Hong *et al.*, (1999).

1.2 Research Background

Designing active suspension control strategies is indeed a major challenge in relation to automotive control problem. The control problems are related to ride comfort, body motion, road handling and suspension travel. Ride comfort is directly associated to the acceleration of sprung mass based on the degree of comfort. Meanwhile, body motion refers to bounce, pitch, and roll of sprung mass are generated by cornering, acceleration, or deceleration manoeuvre. Next, road handling reflects the contact forces of tyres and the road surface; whereas suspension travel refers is displacement between a sprung mass and an unsprung mass. Therefore it is inspiring issue for one active suspension system to simultaneously optimize all four sets of parameters.(Hrovat, 1997, Appleyard and Wellstead, 1995, Xue *et al.*, 2011).

Furthermore, the modern automotive suspension system can be classified as passive, semi-active and active suspensions systems as presented in Figure 1.3. Passive suspension consists of spring and damper connected in parallel with each other, whereas semi-active suspension is comprised of adjustable damper and spring in parallel. Meanwhile, active suspension system is made of spring, damper, and actuator.

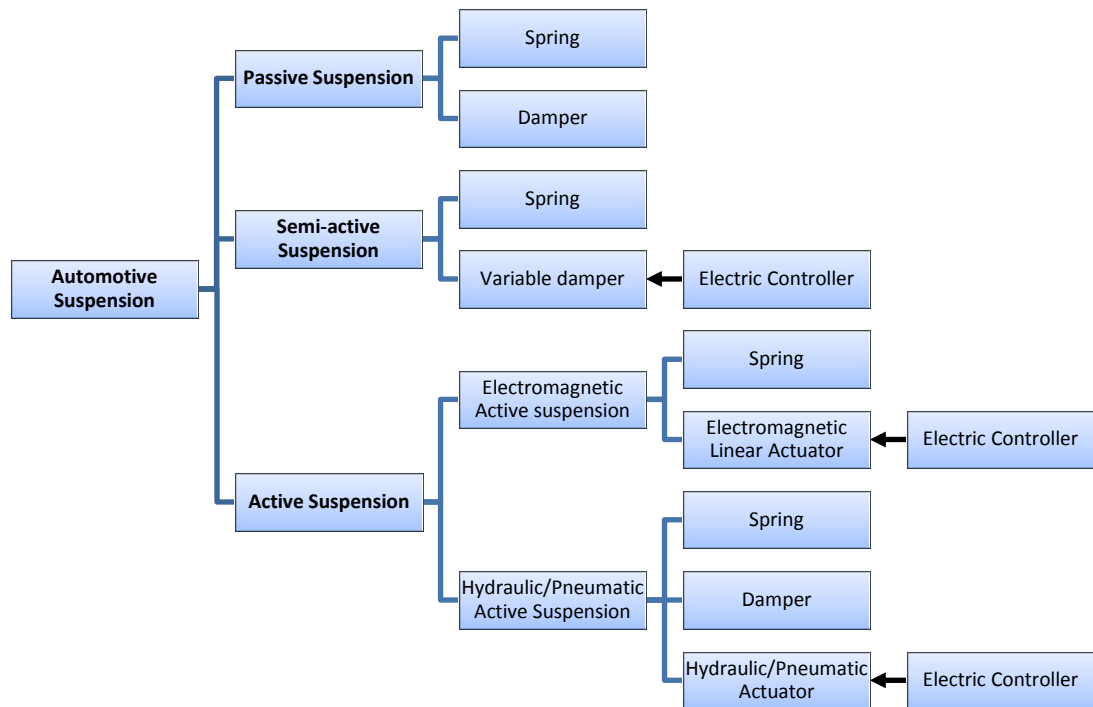


Figure 1.3: Classification of modern automotive suspension in Xue *et al.* (2011)

In addition, researches over the past five decades have shown that a linear optimal control scheme offers an effective method in designing active suspension control strategies that can improve both vehicle ride and handling performance simultaneously, Hrovat (1997). In fact, most researchers focused on active suspension system with a linear model without uncertainties. However, a modern active suspension system is characteristically nonlinear and uncertain especially for the MacPherson active suspension system.

1.3 Problem Statement

Most previous researches concerning automotive have employed the linear model of active suspension system (Hrovat 1990, 1997, Xue *et al.*, 2011). In this model the spring, the damper and the actuators were arranged in a 90 degree vertical arrangement. The new model of the MacPherson suspension has been proposed by (Hong *et al.*, 1999, and Fallah *et al.*, 2008). In this new model the spring, the damper and the actuators were not arranged in 90 degree vertical where this phenomenon created a nonlinear characteristics. However, the number of studies from previous researchers did not consider the issues pertaining to uncertainties, and nonlinearities in the parameters of MacPherson active suspension system. Furthermore, the self-steer that takes place in the MacPherson active suspension system causes unbalanced tyre forces and moments, suspension geometry, as well as unbalanced force line position, Nishizawa *et al.* (2006). The vertical acceleration of sprung mass and the angular acceleration of the control arm in the MacPherson strut are the parameters have been applied to minimize the self-steer. The self-steer, hence, can be minimized by controlling the angular acceleration of the control arm in the MacPherson strut. Therefore, a robust control strategy is essential to control the MacPherson active suspension system due to its nonlinear, uncertain and self-steer characteristics toward achieving a virtuous measurement on ride comfort and road handling performances.

In conjunction to that, the Composite Nonlinear Feedback (CNF) control technique is a fast and a smooth tracking performance. The CNF consists of both linear feedback and nonlinear feedback laws. The linear feedback part is designed to yield a closed-loop system with a small damping ratio for a quick response, while the nonlinear feedback part is used to increase the damping ratio of the closed-loop system as the system output approaches the target reference to reduce the overshoot caused by the linear part. Besides, the PISMIC controller is used to reject disturbance and zero steady state error while the proportional part removes the uncertainty. Therefore, the study utilised the CNF to achieve high performance saturated actuator and the PISMIC to ensure invariance against disturbances,

uncertainties, nonlinearities, and zero steady state error. The parameters of α and β of nonlinear function in CNF had been optimized by using Evolutionary Strategy (ES) for better control performance in transient response for MacPherson active suspension system. The ES algorithm was used for optimization of nonlinear function in CNF.

1.4 Research Objectives

This research had enhanced and improved the performance of the Macpherson active suspension systems using a robust controller. The specific objectives of the research are given in the followings:

- (i) To establish a nonlinear mathematical model based on the MacPherson suspension system.
- (ii) To design a Proportional Integral Sliding Mode Control with Composite Nonlinear Feedback (PISMC-CNF) strategy that is able to improve the ride comfort and the road handling performances.
- (iii) To evaluate the effectiveness of the proposed controller for ride comfort and road handling performance enhancement by using MATLAB/Simulink.

1.5 Scope of Research Work

The scope of work focused on the mathematical model of the MacPherson active suspension system, as well as the control performance analysis of the system by using MATLAB/Simulink and Minitab. Moreover, the numerical experiment was performed to execute the validation process on the MacPherson active suspension system. The scopes of this research are provided in the followings:

- (i) The main elements of mathematical modeling of the MacPherson active suspension system consisted of displacement of sprung mass, Z_s , velocity of sprung mass, \dot{Z}_s , and acceleration of sprung mass, \ddot{Z}_s . These elements are related to the ride comfort performance. The angular displacement of the control arm, θ , the angular velocity of the control arm, $\dot{\theta}$, and the angular acceleration of the control arm, $\ddot{\theta}$ are related to the road handling performance. These elements are also known as unsprung mass.
- (ii) The type of actuator force f_a is not discussed in detail in term of mathematical modeling. Some examples of the actuator force f_a are hydraulic actuator, pneumatic actuator, and electromagnetic actuator.
- (iii) Only vertical displacement for the sprung mass Z_s had been used in this model.
- (iv) Parameter θ is the angular displacement of the control arm. The link of θ to the car body is deliberated as an unsprung mass.
- (v) The values of vertical displacement and control arm were measured from the static equilibrium point.
- (vi) The sprung and the unsprung masses had been assumed to be two different elements which, reflected ride comfort and road handling.
- (vii) The mass and the control arm stiffness were ignored.

- (viii) The forces were in the linear region for spring deflection, tyre deflection and damping forces.
- (ix) At interaction patch between tyre and ground, with no moment was applied.
- (x) The analysis of acceleration of sprung mass referred to the RMS vertical acceleration level and degree of comfort based on ISO2631-1, 1997. The analysis was carried out based on the control performance applied in the MacPherson active suspension system.
- (xi) The quarter car model of MacPherson active suspension had been employed for this research work.
- (xii) Most D Class cars are equipped with dynamic suspension system. Therefore it was selected for this research work.
- (xiii) The road profiles used in mathematical simulation and numerical experimental were Bounce Sine Sweep road, Chassis Twisted road and Large Smooth Bump road.
- (xiv) The conventional Sliding Mode Control (SMC) and the CNF were only used to be compared with the proposed controller in analysing the control performance in the system.
- (xv) An optimization is of a nonlinear control law of CNF was performed by using the Evolutionary Strategy (ES) only.
- (xvi) Statistical data analysis was only applied for acceleration of sprung mass. Some tools of statistical data analysis are process capability and one way analysis of variance. In fact, a software programme known as Minitab was used.

1.6 Contributions of Research Work

Over these recent years, the issue pertaining to active suspension system has been related to attain the best ride comfort and road handling performance. Thus the main objective of any proposed controller is to reduce the effect of the road profiles and to ensure the stability of the vehicle during the manoeuvres. Hence, the main contributions of this research are listed in the followings:

- (i) A new robust control strategy based on the Proportional Integral Sliding Mode Control and Composite Nonlinear Feedback (PISMC-CNF) that successfully improved the ride comfort and the road handling performance of the MacPherson active suspension system.
- (ii) A new method was discovered for optimizing the values of sliding gain, boundary layer thickness, as well as the value of α and β in nonlinear function of PISMC-CNF by using Evolutionary Strategy (ES). The neural network was utilised to search the matrix of C_{qMP} in PISMC-CNF.

1.7 Structure and Layout of the Thesis

The thesis presents the implementation of the mathematical modeling of MacPherson active suspension system and the designs of control strategy for the system.

Chapter 2 highlights of the literature review, which presents the overview of active suspension system and the recent control strategies employed. This chapter further describes previous researches concerning vehicle suspension system mathematical modeling. The control strategies applied such as linear control, nonlinear control, and intelligent control are also reviewed.

Chapter 3 presents the details of the MacPherson active suspension system mathematical modeling. Two degrees of freedom (2-DOF Quarter Car Model) has been modelled for active and passive suspension system. The details of the physical parameters employed for both numerical simulation and numerical experiment are highlighted in this chapter. Besides, some issues related to uncertainties and nonlinearities of the MacPherson active suspension system are looked into as well.

Chapter 4 presents the overview of the Composite Nonlinear Feedback (CNF) and the Sliding Mode Control (SMC) control theories. The properties of CNF are explained in detail. The components of CNF are both linear and nonlinear control laws. Applications of the CNF in past years are reviewed in this chapter. In fact, the point of view for control theory pertaining to SMC is explained. Furthermore, matched and unmatched cases, as well as some issue of the chattering problem, are discussed. Moreover, a particular application of the SMC in past research work is explained.

Chapter 5 presents a new control strategy for the MacPherson active suspension system. Proportional Integral Sliding Mode Control Evolutionary Strategy Composite Nonlinear Feedback (PISMC-ES-CNF) is proposed to overcome the uncertainties, as well as to achieve acceptable ride comfort and road handling performance. The details of the controller design are explained in this chapter. Overall the results obtained are discussed in this chapter. The stability and the reachability conditions of both sliding surface and those controlled are also discussed. Furthermore, optimization of the related parameters performed by using the ES method is presented.

Finally, Chapter 6 depicts the conclusion of the research work and future work.

REFERENCES

- Akbari, E., Feizabadi, and H. K. Kiani, M. J. . (2012). Control and designing observer for active suspension system by using linear quadratic regulator. *Enabling International Conference on Science and Nanotechnology (ESciNano)*.Johor, Malaysia, 1: 1-2.
- Alleyne, A. and Hedrick, J. K. (1995). Nonlinear Adaptive-Control of Active Suspensions. *IEEE Transactions on Control Systems Technology* 3(1): 94-101.
- Alwi, H., and Edwards, C. (2013). An adaptive sliding mode differentiator for actuator oscillatory failure case reconstruction. *Automatica* 49(2): 642-651.
- Anakwa, W. K. N, Thomas, D. R. Jones, S.C., Bush, J., Green, D., Anglin, G.W., Rio, R., Sheng. J., Garrett, S., and Chen, L., (2002). Development and control of a prototype pneumatic active suspension system. *IEEE Transactions on Education*. 45(1), 43-49.
- Appleyard, M. and Wellstead, P. E. (1995). Active Suspensions – Some Background. *IEEE Proceedings-Control Theory and Applications* 142(2), 123-128.
- Ashari, A. E. (2004). Sliding-mode control of active suspension systems: unit vector approach. *IEEE Proceedings of International Conference on Control Applications.*, Taipei, Taiwan, 1, 370-375
- Balamurugan, L. and Jancirani, J. (2012). An investigation on semi-active suspension damper and control strategies for vehicle ride comfort and road holding. *Proceedings of the Institution of Mechanical Engineers, Part I: Journal of Systems and Control Engineering*. 226(8): 1119-1129.
- Bandyopadhyay, B., Fulwani, D., and Park, Y. J. (2008). A robust algorithm against actuator saturation using integral sliding mode and composite nonlinear feedback. *Proceedings of the 17th International Federation of Automatic Control World Congress*. Seoul, South Korea: 14174-14179.

- Bartolini, G., Pisano, A., Punta, E., and Usai, E. (2003). A survey of applications of second-order sliding mode control to mechanical systems. *International Journal of Control* 76(9-10): 875-892.
- Basari, A. A., Sam, Y. M., and Hamzah, N. (2007). Nonlinear Active Suspension System with Backstepping Control Strategy. *2nd IEEE Conference on Industrial Electronics and Applications*. Harbin, China, pp. 554-558.
- Beyer, H.-G. (1993). Toward a Theory of Evolution Strategies: Some Asymptotical Results from the $(1, + \lambda)$ Theory. *Evolutionary Computation*. 1.1(0.2): 165- 188.
- Beyer, H.-G. (1994). Toward a Theory of Evolution Strategies: The (μ, λ) -Theory, *Evolutionary Computation*, 1.2(4): 381-407.
- Beyer, H.-G. (1996). Toward a Theory of Evolution Strategies: Self-Adaptation. *Evolutionary Computation*. .3(3): 311-347.
- Beyer, H.-G. (1999), Toward a Theory of Evolution Strategies: On the Benefits of Sex - the $(\mu/\mu\lambda)$ Theory, *Evolutionary Computation*, 3(1): 81-111.
- Brezas, P., and Smith, M. C. (2014). Linear Quadratic Optimal and Risk-Sensitive Control for Vehicle Active Suspensions. *IEEE Transactions on Control Systems Technology*, 22(2): 543-556.
- Canale, M., Milanese, and M. Novara, C. (2006). Semi-Active Suspension Control Using Fast Model-Predictive Techniques. *IEEE Transactions on Control Systems Technology*. 14(6), 1034-1046.
- Chamseddine, A., Noura, and H. Raharijaona, T. (2006). Control of linear full vehicle active suspension system using Sliding Mode techniques. *IEEE International Conference on Control Applications. Computer Aided Control System Design*. Munich, Germany: 1306-1311.
- Chang, Y. C., and Wu, C.-W. (2008). Assessing process capability based on the lower confidence bound of Cpk for asymmetric tolerances. *European Journal of Operational Research* 190(1): 205-227.
- Chen, K., and Beale, D. G. (2003). Base Dynamic Parameter Estimation of a MacPherson Suspension Mechanism. *Vehicle System Dynamics* 39(3): 227-244.

- Chen, B. M., Lee, T. H., Peng, K. M., and Venkataramanan, V. (2003). Composite nonlinear feedback control for linear systems with input saturation: Theory and an application. *IEEE Transactions on Automatic Control* 48(3): 427-439.
- Chen, B.-C., Shiu, Y.-H. and Hsieh, F.-C. (2010). Sliding-mode control for semi-active suspension with actuator dynamics. *Vehicle System Dynamics*, 49(1-2): 277-290.
- Cheng, G. Y., Chen, B. M., Peng, K.M., and Lee, T. H., (2004). A MATLAB toolkit for composite nonlinear feedback control. *2004 8th International Conference on Control, Automation, Robotics and Vision*, Kunming, China, 1-3: 878-883.
- Crews, J. H., Mattson, M. G. and Buckner, G. D. (2011). Multi-objective control optimization for semi-active vehicle suspensions. *Journal of Sound and Vibration* 330(23), 5502-5516.
- Delaney, K. D., and Phelan, P., (2009). Design improvement using process capability data. *Journal of Materials Processing Technology* 209(1): 619-624.
- Demić, M. . Demić, I., and Diligenski, D. (2006). A method of vehicle active suspension design. *Engineering Research*. 70(3): 145-158.
- Deshpande, V. S., Bhaskara, M., and Phadke, S. B. (2012). Sliding mode control of active suspension systems using a disturbance observer. *12th International Workshop on Variable Structure Systems (VSS)*. Mumbai, Maharashtra, India, 70-75.
- Dongdong, Z., Fei, G. Bouquain, D., Manfeng, D., and Miraoui, A. (2014). Sliding-Mode Control of an Ultrahigh-Speed Centrifugal Compressor for the Air Management of Fuel-Cell Systems for Automotive Applications. *IEEE Transactions on Vehicular Technology*, 63(1): 51-61.
- Du, H. P. and Zhang, N. (2009). Static Output Feedback Control for Electrohydraulic Active Suspensions via T-S Fuzzy Model Approach. *Journal of Dynamic Systems Measurement and Control-Transactions of the ASME*. 131(5).
- Edwards, C., and Spurgeon, S.K. *Sliding Mode Control; Theory and Applications*. Taylor & Francis. 1998.

- Eren, S., Pahlevaninezhad, M., Bakshai, A., and Jain, P. K. (2013). Composite Nonlinear Feedback Control and Stability Analysis of a Grid-Connected Voltage Source Inverter With LCL. *IEEE Transactions on Industrial Electronics*, 60(11): 5059-5074.
- Eiben, A. E., and Back, T. (1998). Empirical Investigation of Multiparent Recombination Operators in Evolution Strategies. *Evolutionary Computation*, Vol.5. No.3. pp.347-365
- Fallah, M. S., Bhat, R., and Xie, W. F. (2008). New model and simulation of Macpherson suspension system for ride control applications. *Vehicle System Dynamics*. 47(2): 195-220.
- Fallah, M. S., Bhat, R., and Xie, W. F. (2010). H robust control of semi-active Macpherson suspension system: new applied design. *Vehicle System Dynamics* 48(3): 339-360.
- Feng, Y., Han, F., and Yu, X., (2014). Chattering free full-order sliding-mode control. *Automatica* 50(4): 1310-1314.
- Fergusson, S. N., Fröhling, R. D., and Klopper, H. (2008). Minimising wheel wear by optimising the primary suspension stiffness and centre plate friction of self-steering bogies. *Vehicle System Dynamics* 46(1): 457-468.
- Goh, Y. M., Booker, J. D., and McMahon, C. A. (2005). Uncertainty modeling of a suspension unit. *Proceedings of the Institution of Mechanical Engineers, Part D: Journal of Automobile Engineering* 219(6): 755-771.
- González-Rodríguez, G., Colubi, A., and Maria Angles, G. (2012), Fuzzy data treated as functional data: A one-way ANOVA test approach, *Computational Statistics & Data Analysis* 56(4): 943-955.
- Govindaswamy, S., Floquet, T., and Spurgeon, S. K. (2013). Discrete time output feedback sliding mode tracking control for systems with uncertainties. *International Journal of Robust and Nonlinear Control*
- Guowei, C., Chen, B. M., Kemaio, P., Miaobo, D., and Lee, T. H. (2008). Modeling and Control of the Yaw Channel of a UAV Helicopter. *IEEE Transactions on Industrial Electronics*, 55(9): 3426-3434.

- Gysen, B. L. J., Janssen, J. L. G. Paulides, J. J. H., and Lomonova, E. A. (2009). Design Aspects of an Active Electromagnetic Suspension System for Automotive Applications. *IEEE Transactions on Industry Applications*, 45(5): 1589-1597.
- Han, X., Fridman, E., and Spurgeon, S. K. (2010). Sliding-mode control of uncertain systems in the presence of unmatched disturbances with applications. *International Journal of Control* 83(12): 2413-2426.
- Hashemipour, H., Amiri, M., Mirzaei, M., and Maghoul, A. (2009). Nonlinear Control of Vehicle Active Suspension Considering Actuator Dynamics. *Second International Conference on Computer and Electrical Engineering*, Dubai, United Arab Emirates, 2: 362-366
- He, Y. J., Chen, B. M., and Wu, C. (2005). Composite nonlinear control with state and measurement feedback for general multivariable systems with input saturation. *Systems & Control Letters* 54(5): 455-469.
- Hong, K. S. Jeon, D.-S. and Yoo, S. K. (1999). A New Model and an Optimal Pole-Placement Control of the Macpherson Suspension System. *SAE Technical Paper Series* 1331(01): 1-10.
- Hongyi, L., Jinyong, Y. Hilton, C., and Honghai, L. (2013). Adaptive Sliding-Mode Control for Nonlinear Active Suspension Vehicle Systems Using T-S Fuzzy Approach. *IEEE Transactions on Industrial Electronics*, 60(8): 3328-3338.
- Hrovat, D. (1990). Optimal active suspension structures for quarter-car vehicle models. *Automatica* 26(5): 845-860.
- Hrovat, D. (1997). Survey of Advanced Suspension Developments and Related Optimal Control Applications. *Automatica* 33(10): 1781-1817.
- Hsiao, W. Y., Chiang, H. H., and Lee, T. T. (2011). Sliding-mode-based filtered feedback control design for active suspension system. *IEEE International Conference on Systems, Man, and Cybernetics (SMC)*. Anchorage, AK, USA, 2021-2026.
- Hurel, J., Mandow, A., and Garcia-Cerezo, A. (2012). Tuning a fuzzy controller by particle swarm optimization for an active suspension system. *38th Annual Conference on IEEE Industrial Electronics Society*. Montreal, QC, Canada, 2524-2529.

- Hurel, J., Mandow, A., and A. Garcia-Cerezo, A. (2013). Kinematic and dynamic analysis of the McPherson suspension with a planar quarter-car model. *Vehicle System Dynamics* 51(9): 1422-1437.
- ISO 2631-1,1997, *Mechanical vibration and shock — Evaluation of human exposure to whole-body vibration, Part 1: General Requirement*, BSI ISO 2631-1, 1997, Annex C, C.2.3, Comfort reaction to vibration environments, United Kingdom.
- Itkis, U. (1976) *Control systems of Variable Structure*, Wiley, New York.
- Jalili, N. and Esmailzadeh, E. (2001). Optimum active vehicle suspensions with actuator time delay. *Journal of Dynamic Systems Measurement and Control-Transactions of the ASME*. 123(1), 54-61.
- Jiangtao, C., Ping, L., and Honghai, L. (2010). An Interval Fuzzy Controller for Vehicle Active Suspension Systems. *IEEE Transactions on Intelligent Transportation Systems*, 11(4), 885-895.
- Joh, J., Jung, T., Cho, J., Huh, N., Joung, T. W., and Kim, S. (2008). Fuzzy skyhook control of semi-active suspensions using genetic algorithm. *Smart Structures and Materials : Damping and Isolation*, 6169: Z1690-Z1690.
- Khan, L., S. Qamar, and Khan, M. U., (2012). Neuro-fuzzy wavelets based network for full car active suspension system. *International Conference on Emerging Technologies*. Surat, Gujarat, India. Vol 1:1-6.
- Lan, W., Chen, B. M., and He, Y. (2006), On improvement of transient performance in tracking control for a class of nonlinear systems with input saturation. *Systems & Control Letters* 55(2): 132-138.
- Lan, W., and B Chen, M. (2007). On selection of Nonlinear gain in composite Nonlinear feedback control for a class of linear systems. *Proceedings of the 46th IEEE Conference on Decision and Control*, 1-14: 442-447.
- Lan, W. Y., and Zhou, Q. (2009). Speed Control of DC Motor using Composite Nonlinear Feedback Control. *IEEE International Conference on Control and Automation*, Christchurch, New Zealand, 1-3: 2160-2164.
- Lan, W. Y., Thum, C. K., and Chen, B. M. (2010), A Hard-Disk-Drive Servo System Design Using Composite Nonlinear-Feedback Control With Optimal Nonlinear Gain Tuning Methods, *IEEE Transactions on Industrial Electronics* 57(5): 1735-1745.

- Lee, H., Utkin, V. I., and Malinin, A. (2009), Chattering reduction using multiphase sliding mode control. *International Journal of Control* 82(9): 1720-1737.
- Le Wei, L., Fang, F., and Shi, Y. (2013), Adaptive Backstepping-Based Composite Nonlinear Feedback Water Level Control for the Nuclear U-tube Steam Generator, *IEEE Transactions on Control Systems Technology*, (99): 1-1.
- Lieh, J. (2009). Tire Damping Effect on Ride Quality of Vehicles With Active Control Suspensions. *Journal of Vibration and Acoustics-Transactions of the ASME* 131(3).
- Lin, J., and Lian, R. J. (2011). Hybrid self-organizing fuzzy and radial basis-function neural-network controller for active suspension systems. *International Journal of Innovative Computing, Information and Control* 7(6): 3359-3378.
- Lin, Z., Pachter, M., and Banda, S., (1998). Toward improvement of tracking performance nonlinear feedback for linear systems. *International Journal of Control* 70(1): 1-11.
- Liu, Z., Su, H. and Pan, S. (2014). A New Adaptive Sliding Mode Control of Uncertain Nonlinear Systems. *Asian Journal of Control* 16(1): 198-208.
- Liu, Y., Jia, T., Niu, Y., and Zou, Y. (2013). Design of sliding mode control for a class of uncertain switched systems. *International Journal of Systems Science*: 1-10.
- Martins, I, Esteves, J. Marques, G. D. and Da Silva, F. P. (2006). Permanent-magnets linear actuators applicability in automobile active suspensions. *IEEE Transactions on Vehicular Technology*. 55(1), 86-94.
- Mobayen, S., Majd, V. J., and Asemani, M. H. (2011). Selection of nonlinear function in integral sliding mode-based composite nonlinear feedback method for transient improvement of uncertain linear systems, *2nd International Conference on Control, Instrumentation and Automation (ICCIA)*. Shiraz, Iran, 513-518.

- Mobayen, S., and Majd, V. J. (2012a). Robust tracking control method based on composite nonlinear feedback technique for linear systems with time-varying uncertain parameters and disturbances" *Nonlinear Dynamics* 70(1): 171-180.
- Mobayen, S., and Majd, V. J. (2012b). Tracker design using composite nonlinear feedback with application to a DC servomotor. *3rd Power Electronics and Drive Systems Technology (PEDSTC)*. Tehran, Iran, 435-440.
- Mobayen, S. (2013). Robust tracking controller for multivariable delayed systems with input saturation via composite nonlinear feedback. *Nonlinear Dynamics*: 1-12.
- Mobayen, S. (2014). Design of CNF-based nonlinear integral sliding surface for matched uncertain linear systems with multiple state-delays. *Nonlinear Dynamics*: 1-8.
- Nguyen, T. A., and Bestle, D. (2007). Application of optimization methods to controller design for active suspensions. *Mechanics Based Design of Structures and Machines* 35(3): 291-318
- Nikolski, G. (1934) On Automatic Stability of a Ship on a Given Course (in Russian). *Proceeding Central Community Lab*, 1: 34-75
- Nishizawa, S., Ruiz, W. Sakai, T., and Ikeda, M. (2006). Parametric Study of the Spring Force Line Effect on Vehicle Self Steer for MacPherson Strut Suspension System, *SAE Technical Paper Series* 1375: 1-9.
- Ohkura, K., Matsumura, Y., and Ueda, K. (1998), Robust Evolution Strategies, *Proc. of the 2nd Asia-Pacific Conference on Simulated Evolution and Learning(SEAL'98)*. *Lecture Note in Computer Science*, Springer-Verlag, 1585: 10-17.
- Ohkura, K., Matsumura, Y., and Ueda, K. (2000), Robust Evolution Strategies, *Applied Intelligence*, Kluwer Academic Publishers, 15(3): 153-169.
- Parchami, A., and Mashinchi, M. (2007). Fuzzy estimation for process capability indices. *Information Sciences* 177(6): 1452-1462.
- Pati, A., Singh, S., and Negi, R. (2014). Sliding mode controller design using PID sliding surface for half car suspension system. *Students Conference on Engineering and Systems (SCES)*. Uttar Pradesh Allahabad, India, 1-6.

- Peng, W., Lin, Z., and Su, J. (2009). Computed torque control-based composite nonlinear feedback controller for robot manipulators with bounded torques. *IET Control Theory and Applications* 3(6): 701-711.
- Pintado, P. and . Castell, M.-A. (1999). Independent Suspension, Self-Steered Axle, and 4WS for Busses. *Vehicle System Dynamics* 31(3): 137-155.
- Priyandoko, G. and Mailah, M. (2005). Controller Design for an Active Suspension of a Quarter Car Model Using Fuzzy Logic Active Force Control. *Jurnal Ilmiah Teknik Mesin* : 45-52.
- Puleston, P. F., Spurgeon, S., and Monsees, G. (2001). Automotive engine speed control: A robust nonlinear control framework. *IEEE Proceedings - Control Theory and Applications*, 148(1): 81-87.
- Rajamani, R., and Hedrick, J. K. (1995). Adaptive Observers for Active Automotive Suspensions - Theory and Experiment. *IEEE Transactions on Control Systems Technology* 3(1), 86-93.
- Rong-Fong, F., Yun-Chen, W., Rongtai, Y., and Hsing Hsin, H. (1997). A variable structure control with proportional and integral compensations for electrohydraulic position servo control system. *Mechatronics* 7(1): 67-81.
- Sam, Y. M., J. H. S. Osman, and Ghani, M. R. A (2003). Active suspension control: performance comparison using proportional integral sliding mode and linear quadratic regulator methods. *Proceedings of 2003 IEEE Conference on Control Applications*. Istanbul, Turkey, 1:274-278.
- Sam, Y. M., Osman, J. H. S., and Ghani, M. R. A. (2004). A class of proportional-integral sliding mode control with application to active suspension system. *Systems & Control Letters* 51(3-4): 217-223.
- Sandu, C., Andersen, E. R. and Southward, S. (2010). Multibody dynamics modeling and system identification of a quarter-car test rig with McPherson strut suspension. *Vehicle System Dynamics* 49(1-2): 153-179.
- Sankaranarayanan, V. Emekli, M. E. Gilvenc, B. A. Guvenc, L. Ozturk, E. S. Ersolmaz, E. S., and Eyol, I. E. (2008). Semi-active Suspension Control of a Light Commercial Vehicle. *IEEE/ASME Transactions on Mechatronics*, 13(5), 598-604.
- Savaresi, S. M. (2010). *Semi-active suspension control design for ground vehicles*. Oxford, Butterworth-Heinemann.

- Sename, O., Tudon-Martinez, J. C., and Fergani, S. (2013). LPV methods for fault-tolerant vehicle dynamic control. *Conference on Control and Fault-Tolerant Systems*. Nice, France. 116-130.
- Shuwen, Z., and Siqi, Z. (2010). Semi-active control on leaf spring suspension based on SMC. *Chinese Control and Decision Conference (CCDC)*. Xuzhou, China. 1462-1466.
- Shyu, K.-K., Tsai, Y.-W., Yu, Y., and Chang, K.-C. (2000). Dynamic output feedback sliding mode design for a class of linear unmatched uncertain systems. *International Journal of Control* 73(16): 1463-1474.
- Trabelsi, H., Yvars, P., Louati, J., and Haddar, M. (2012). Effectiveness of an interval computation approach to the dynamic simulation of a MacPherson Suspension system. *13th Int'l Workshop on Mechatronics (MECATRONICS), 2012 9th France-Japan & 7th Europe-Asia Congress on and Research and Education in Mechatronics (REM)*. Paris, France, 78-85.
- Tseng, M. L. and M. S. Chen (2010). Chattering reduction of sliding mode control by low-pass filtering the control signal. *Asian Journal of Control* 12(3): 392-398.
- Toyama, S., Ikeda, F., and Sorimachi, Y. (2008). A second-order sliding mode controller for active suspension systems. *International Conference on Control, Automation and Systems*. Seoul, South Korea, 18-23.
- Ucun, L., Kucukdemiral, I. B. Delibasi, A., and Cansever, G. (2011). LPV control active suspension system. *IEEE International Conference on Mechatronics (ICM)*. Istanbul, Turkey, 116-121.
- Utkin, V. (1997) Variable structure system with sliding mode, *IEEE Transaction on Automatic Control* 22, 212-222.
- Utkin, V., Guldner, J., and Shi, J. *Sliding Mode Control in Electro-Mechanical Systems*, CRC Press, 2009.
- Verros, G., Natsiavas, S., and Papadimitriou, C. (2005). Design optimization of quarter-car models with passive and semi-active suspensions under random road excitation. *Journal of Vibration and Control* 11(5): 581-606.
- Wang, S.W., Yu, D.W., and Yu, D.L. (2011). Compensation for unmatched uncertainty with adaptive RBF network. *International Journal of Engineering, Science and Technology* 3(6):35-43.

- Wei, L., and Fang, F. (2012). Adaptive backstepping composite nonlinear control for utility boiler-turbine units. *31st Chinese Control Conference (CCC)*. Hefei, China, 6900-6906.
- Wilamowski, B.M., Chen, Y., and Malinowski, A. (1999), Efficient algorithm for training neural networks with one hidden layer, *Proceedings International Joint Conference on Neural Networks 1999*. 10-16 June. Washington, DC, 3: 1725-1728.
- Xiaoqiu, L., and Yurkovich, S. (2001). Sliding mode control of delayed systems with application to engine idle speed control. *IEEE Transactions on Control Systems Technology*, 9(6): 802-810.
- Xue, X. D., Cheng, K. W. E., Zhang, Lin, Z. Wang, J. K., Bao, D. H., Wong, Y. J. and Cheung, M. K. N. (2011). Study of art of automotive active suspensions. *4th International Conference on Power Electronics Systems and Applications (PESA)*. Hong Kong, China, 1-7.
- Yagiz, N., Hacioglu, Y., and Taskin, Y. (2008). Fuzzy Sliding-Mode Control of Active Suspensions. *IEEE Transactions on Industrial Electronics* 55(11): 3883-3890.
- Yan, X. G., Spurgeon, S. K., and Edwards, C. (2013). State and parameter estimation for nonlinear delay systems using sliding mode techniques. *IEEE Transactions on Automatic Control* 58(4): 1023-1029.
- Yin, G. Rudolph, G., and Schwefel, H.-P. (1995). Analysing the $(1, \lambda)$ Evolution Strategy via Stochastic Approximation Methods, *Evolutionary Computation*, 3(4), 473-489.
- Yu, X., and Lan, W. (2012). Optimal composite nonlinear feedback control for a gantry crane system. *31st Chinese Control Conference (CCC)*. Hefei, China, 601-606.

- Yu, W., Wilson, D. I., and Young, B. R. (2012), Control Performance Assessment for a class of Nonlinear Multivariable Systems, *Computer Aided Chemical Engineering*. B. Ian David Lockhart and F. Michael, Elsevier. 30,962-966.
- Zhang, B., and Lan, W. (2013). Improving transient performance for output regulation problem of linear systems with input saturation. *International Journal of Robust and Nonlinear Control* 23(10): 1087-1098.
- Zhang, B. L., Tang, G. Y., and Cao, Y. L. (2009). Optimal sliding mode control for active suspension systems. *International Conference on Networking, Sensing and Control*. Okayama, Japan, 351-356.
- Zhao, X., Kremb, M., and Schindler, C. (2013). Assessment of wheel loader vibration on the riding comfort according to ISO standards. *Vehicle System Dynamics* 51(10): 1548-1567.
- Zhou, F., and Fisher, D. G. (1992). Continuous Sliding Mode Control. *International Journal of Control*, 55, 313-327.