

*Automation in Construction*, Elsevier, 81, pp. 44-55. ISSN 0926-5805 (Impact Factor: 3.432, SNIP: 2.68)

---

## 1 **Formulating Project-level Building Information Modeling Evaluation Framework from** 2 **the Perspectives of Organizations: A Review**

3 *Ying Zhou<sup>1,\*</sup>, Lieyun Ding<sup>1</sup>, Yang Rao<sup>1</sup>, Hanbin Luo<sup>1</sup>, Benachir Medjdoub<sup>2</sup>, Hua Zhong<sup>2</sup>*

4 1. School of Civil Engineering and Mechanics, Huazhong University of Science and  
5 Technology, Hubei, P.R. China

6 2. School of Architecture, Design and the Built Environment, Nottingham Trent University,  
7 United Kingdom

8 **Abstract:** This study identifies Building Information Modeling (BIM) benefits in the  
9 presentations of previous project participants and specialties. Based on recent data, a framework  
10 for evaluating the project-level BIM benefits from the perspectives of different stakeholders  
11 involved in the project is proposed. In order to maximize the benefits for each user or  
12 stakeholder, the functions and methods for implementing BIM on construction projects are  
13 explained. The results show that the advantages of implementing BIM in construction projects  
14 can be effectively evaluated by the proposed framework. Results presented herein provide  
15 documentation to improve the understanding of BIM benefits to all construction industry  
16 stakeholders.

17 **Key words:** BIM; benefits; evaluation

### 18 19 1 **Introduction**

20 Building Information Modeling (BIM) has been widely used in the whole life cycle of  
21 infrastructure projects, including civil and mechanical engineering projects, to improve the  
22 efficiency and effectiveness of these projects<sup>[1]</sup>. The utilization of BIM has grown significantly  
23 in recent years and it has been used to support various specialties in different phases of  
24 construction projects. The full impact of BIM principles and methodologies on the evolution of  
25 design tools in the Architecture/Engineering/Construction (AEC) industry has recently become  
26 a research area topic. In the past ten years, BIM has drawn the attention of researchers. From  
27 a prior research review, BIM can improve visualization, communication and integration in  
28 construction projects<sup>[2]</sup>. As an emerging technology, BIM has played an important role in the  
29 built environment<sup>[3]</sup>. Previous research found that the implementation of BIM can certainly  
30 improve construction efficiency and decision making throughout the life cycle of a project<sup>[4, 5,</sup>  
31 <sup>6]</sup>. However, there is hesitation in adopting these creative tools and processes<sup>[7]</sup>. The main

*Corresponding author: Associate Professor, School of Civil Engineering and Mechanics, Huazhong University of  
Science and Technology, Wuhan 430074, P.R. China*

*E-mail address: ying\_zhou@ hust.edu.cn*

---

32 reasons for this reluctance to incorporate advanced technology are uncertainty about the  
33 competitive advantages and lack of awareness regarding the technologies and related benefits  
34 [8]. Currently, there is no agreed basic methodology to evaluate the advantages of BIM. Instead,  
35 there are various opinions regarding the benefits of BIM, leading to some misunderstanding.  
36 Thus, a standard evaluation framework is needed to assess BIM implementation [9]. Such a  
37 framework can help multiple participants and specialists understand and evaluate BIM benefits.

38 Prior case studies have been done to evaluate the advantages of BIM implementations on  
39 actual construction projects. Khanzode et al. analyzed the quantitative and qualitative benefits  
40 of using BIM tools in Mechanical, Electrical and Plumbing (MEP) systems [3]. A survey was  
41 conducted to clarify the ambiguity surrounding BIM and to identify the mutual benefits of  
42 adopting BIM [10]. Succar et al. proposed a method to evaluate BIM projects from five  
43 perspectives, which are BIM capability stage, BIM maturity level, BIM competencies,  
44 organizational scale, and granularity levels [11]. However, it cannot be used for quantitative  
45 evaluation of BIM projects. bimSCORE was developed to evaluate the maturity of a BIM  
46 project [12]. However, it utilizes the same evaluation factors for different projects in spite of their  
47 different objectives. Considering the necessity and importance of applying BIM technology in  
48 the built environment, it can be inferred that an evaluation framework, which facilitates the  
49 implementation of BIM technology, would enlighten practitioners about the potential of BIM  
50 applications in construction project management. This would then deepen their understanding  
51 about the advantages of using BIM in their own projects.

52 To develop an applicable evaluation framework, it is necessary to understand and define  
53 the requirements of the industry users and how to analyze the actual benefits. Won et al.  
54 conducted case studies to validate the applicability of a success level assessment model for BIM  
55 project (SLAM BIM) [13]. Actually, according to the research conducted by Bakis et al. [14], case  
56 study analysis is the most appropriate method for investigating the benefits of information  
57 technologies. Case study analysis has been the most adopted method in previous research (will  
58 be explained in the following sections). However, the concerns of different participants are not  
59 quite the same, and these concerns change while the construction project moves forward.

60 Fortunately, much of the literature on actual implementation of BIM applications on  
61 construction sites is available in the form of papers and reports. Hence, this study collects and  
62 analyzes prior research to formulate and propose a project-level BIM benefits evaluation  
63 framework from the perspectives of different stakeholders involved in the project. The  
64 following section introduces the research approach. Section 3 analyzes the literature and  
65 extracts the various concerns of individual participants. In Section 4, an evaluation framework  
66 is formulated, and methods to calculate the benefits of BIM implementation are proposed.  
67 Specifically, in order to maximize the benefits for each type of user, the functions and methods  
68 of BIM implementation on actual construction projects are explained. The results can help  
69 construction industry practitioners better understand how to implement BIM technology to

70 improve safety, reduce rework, reduce costs, and improve sustainability and effectiveness.

## 71 2 Research Approach

72 The effectiveness of BIM implementation in various situations, such as educational and  
73 industrial settings, has been evaluated<sup>[15]</sup>. Despite the topic of BIM having been studied by  
74 academics<sup>[16,17,18,19]</sup>, and professional industry groups<sup>[20,21,22]</sup>, the financial investment in this  
75 innovative methodological and technological solution makes private sector clients very  
76 prudent<sup>[23]</sup>. Research has shown that the major hurdle for adopting BIM into standard industry  
77 practice is to justify the additional cost to achieve the benefits discussed<sup>[24]</sup>. Therefore, the  
78 development of the ability to quantify the benefits of adopting BIM is required<sup>[23,25]</sup>.

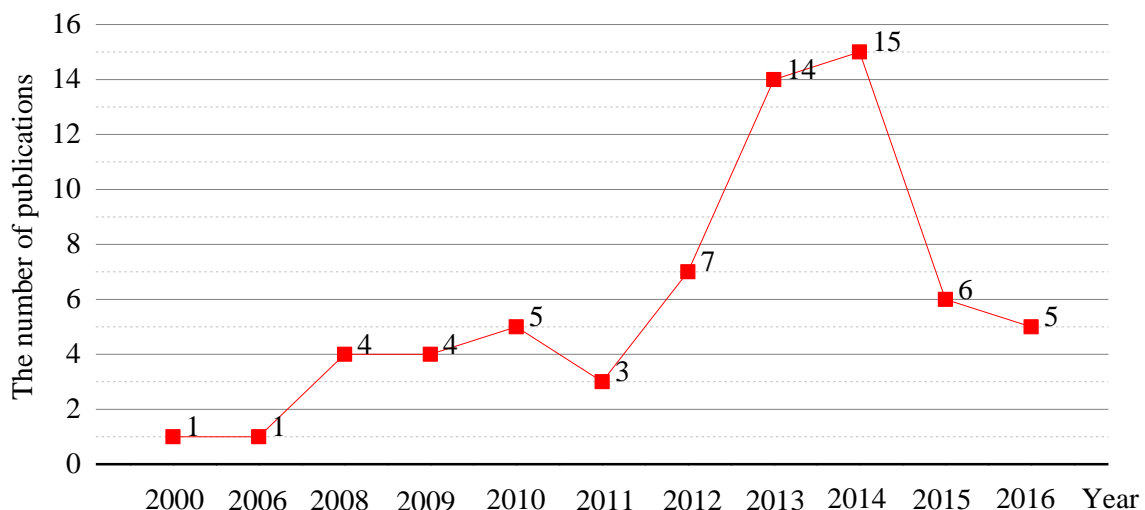
79 In recent years, although there have been significant advances in BIM research and  
80 development, there is still a gap in providing a strong and reliable evaluation framework able  
81 to quantify BIM benefits. This paper is timely and aims to analyze and understand the existing  
82 BIM research map to:

- 83 • support the formulation of a BIM benefits evaluation framework;
- 84 • highlight the benefits for different stakeholders;
- 85 • understand the challenges of BIM implementation and suggest how they can be solved;
- 86 • forecast future research and development trends.

## 87 3 Review of BIM Benefits

### 88 3.1 Characteristics of Collected Articles

89 To make the framework applicable to various projects and stakeholders, we have analyzed  
90 a large number of case studies from existing literature. There were 65 relevant international  
91 journal articles were analyzed. The number of articles by year of publication is shown in Figure  
92 1. The number of publications evaluating the benefits of BIM has grown considerably from  
93 2006, with a substantial increase from 2011.



94

95 Fig. 1 Number per year of international journal publications related to BIM benefits evaluation  
 96 research (journals listed in Table 1)

97 The list of publications analyzed includes (see Table 1) 29 research projects conducted in  
 98 the United States between 2008 to 2016. The remaining research projects were conducted in  
 99 different countries including the UK, Singapore, South Korea, Australia, Canada, Hong Kong,  
 100 Germany, Israel, and Jordan. The analysis of these projects shows that since 2012 more  
 101 countries/districts began to realize the importance of evaluating BIM benefits. Therefore, the  
 102 formulation of an evaluation framework is both timely and necessary in order for the  
 103 construction industry stakeholders to understand the importance of adopting BIM.

104 The analysis of the projects listed in Table 1 shows that the methods used for evaluating  
 105 BIM benefits in individual projects are diverse and are classified into seven types [18,26]. These  
 106 types listed in “Evaluation Methodologies” column of Table 1. In the “Project Participants”  
 107 column, “all” means all the participants, specifically, including contractors, design agencies and  
 108 owners. In the “phase” column, “all” means all the phases in construction management,  
 109 specifically, including planning, design, construction and maintenance/operation phases.

110 Table.1 characteristics of existing BIM evaluation methods

NO	Year	Country /District	Evaluation Methodologies	Project Participants	Phase	Authors
1	2016	USA	Case study and model or process	Owners; Design agencies	Design	Wasmi et al. [27]
2	2016	Korea	Survey	Design agencies; Contractors	Construction	Lee et al. [28]
3	2016	Australia	Case study and model or process	Design agencies; Contractors	Design/Construction	Wang et al. [29]
4	2016	UK	Theory and general assumptions	All	All	Bradley et al. [30]
5	2016	Korea	Case studies	All	All	Won et al. [13]
6	2015	Hong Kong	Theory and general assumptions	All	All	Wong et al. [31]
7	2015	Singapore	Theory and general assumptions	All	All	Nath et al. [32]
8	2015	Hong Kong	Case study and model or process	All	All	Lu et al. [33]
9	2015	USA	Survey and Case studies	All	All	Francom et al. [34]
10	2015	China	Survey and Case studies	All	Design/Construction	Cao et al. [35]
11	2015	USA	Case study	All	Design/Construction	Terreno et al. [36]
12	2014	Poland	Theory and general assumptions	Design agencies	Design	Czmoch et al. [37]
13	2014	China	Model or process	All	All	Xu et al. [38]
14	2014	Iran	Survey and Case studies	All	All	Fazli et al. [39]
15	2014	Australia	Case study and model or process	Owners; Contractors	All	Nepal et al. [40]
16	2014	USA	Survey	Owners	All	Giel et al. [41]
17	2014	Pakistan	Survey	All	All	Masood et al. [42]

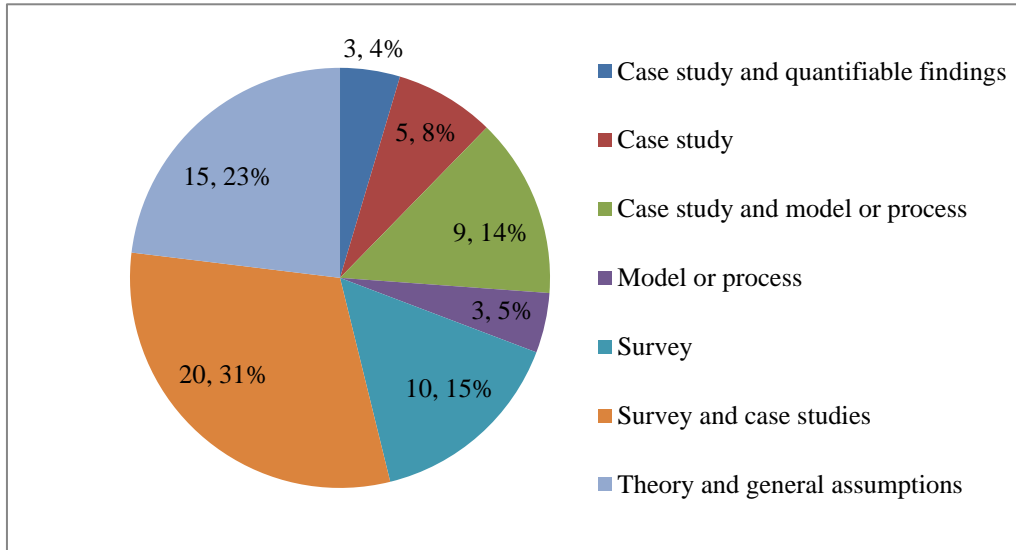
NO	Year	Country /District	Evaluation Methodologies	Project Participants	Phase	Authors
18	2014	Czech Republic	Theory and general assumptions	All	All	Tomek et al. [43]
19	2014	USA	Theory and general assumptions	All	All	Abdirad et al. [44]
20	2014	Australia	Theory and general assumptions	Owners	All	Love et al. [45]
21	2014	Germany	Survey and Case studies	All	All	Volk et al. [46]
22	2014	USA	Survey	Contractors	Construction	Boktor et al. [47]
23	2014	USA	Survey and case studies	All	All	Stowe et al. [48]
24	2014	USA	Survey and case studies	All	All	McGraw-Hill[49]
25	2014	USA	Survey and case studies	All	Design/Construction	Monteiro et al. [50]
26	2014	Australia	Theory and general assumptions	All	All	Wang et al. [51]
27	2013	Australia	Theory and general assumptions	Owner	All	Love et al. [23]
28	2013	USA	Case study and quantifiable findings	Contractors	Construction	Vaughan et al. [52]
29	2013	USA	Survey and case studies	Design agencies; Contractors	Design/Construction	Clevenger et al. [53]
30	2013	USA	Survey and case studies	Owners	All	Giel et al. [54]
31	2013	UK	Theory and general assumptions	Owners	All	Xu et al. [55]
32	2013	USA	Case study	Design agencies; Contractors	Design Construction	Luth et al. [6]
33	2013	USA	Survey	Design agencies; Contractors	Design/Construction	Bynum et al. [56]
34	2013	UK	Survey and case studies	All	All	Bryde et al. [57]
35	2013	Hong Kong	Case study and model or process	Contractors	Construction	Lu et al. [58]
36	2013	UK	Survey	All	All	Eadie et al. [59]
37	2013	USA	Theory and general assumptions	Design agencies; Contractors	Design/Construction	Solnosky et al. [19]
38	2013	Australia	Model or process	Design agencies	Design	Wang et al. [60]
39	2013	Italy	Case study	Design agencies	Design	Di et al. [61]
40	2013	Korea	Theory and general assumptions	Contractors	Construction	Park et al. [62]
41	2012	USA	Survey and case studies	All	All	McGraw-Hill[63]
42	2012	USA	Survey and case studies	All	All	McGraw-Hill[64]
43	2012	Canada	Survey and case studies	Owners	All	Neelamkavil et al. [65]
44	2012	Korea	Case study and quantifiable findings	Design agencies	Design	Lee et al. [66]
45	2012	Singapore	Case study and model or process	Design agencies	Design	Kandil et al. [67]
46	2012	UK	Case study and model or process	Design agencies	Design	Porwal et al. [68]
47	2012	Australia	Theory and general assumptions	All	All	Succar et al. [11]
48	2011	USA	Survey and case studies	All	All	Barlish et al. [18]
49	2011	USA	Survey and case studies	Contractors	All	Mehmet et al. [69]
50	2011	USA	Survey and Case studies	All	All	Azhar et al. [70]
51	2010	USA	Survey	All	All	Becerik-Gerber et al. [5]
52	2010	USA	Model or process	All	All	Ospina-Alvarado et al. [71]
53	2010	Australia	Theory and general assumptions	All	All	Succar et al. [72]
54	2010	USA	Survey and case studies	All	All	McGraw-Hill[21]

NO	Year	Country /District	Evaluation Methodologies	Project Participants	Phase	Authors
55	2010	Australia	Case study and model or process	All	All	Singh et al. [73]
56	2009	USA	Survey and case studies	All	All	Young et al. [7]
57	2009	USA	Survey	All	All	Zuppa et al. [10]
58	2009	USA	Survey	All	All	Patrick et al. [74]
59	2009	USA	Case study	Design agencies; Contractors	Design/Construction	Kuprenas et al. [75]
60	2008	USA	Case study and quantifiable findings	All	All	Khanzode et al. [3]
61	2008	USA	Survey and case studies	All	All	Azhar et al. [76]
62	2008	Israel	Case study and model or process	Design agencies	Design	Sacks et al. [77]
63	2008	Israel	Survey and case studies	Design agencies	Design	Kaner et al. [78]
64	2006	Jordan	Survey	Owner	All	El-Mashaleh et al. [79]
65	2000	UK	Theory and general assumptions	All	All	Andresen et al. [80]

111 From the review of the previous projects listed in Table1, the previous papers are  
112 categorized into evaluation of project-level BIM benefits, such as [57] and organizational level  
113 BIM benefits, such as [4]. As the most important part of the nature of BIM is project  
114 management related tools and processes, thus, a standard project-level evaluation framework is  
115 needed to assess BIM implementation. It has a potential use for multiple participants in  
116 improving collaboration between stakeholders, reducing the time needed for documentation of  
117 the project and, hence, producing beneficial project outcomes.

### 118 3.2 Classification of articles based on adopted research methods

119 Figure 2 illustrates the methods used based on the classification types given in [18] and  
120 [26]. “Case study and quantifiable findings” type utilizes case studies containing quantifiable  
121 measurements of BIM benefits. The “Case study” type analyzes BIM projects without  
122 quantifiable benefit measurements; e this type undertakes a qualitative approach. The “Case  
123 study and model or process” type utilizes a model or process to demonstrate how the benefits  
124 of BIM were obtained, but excludes quantifiable savings as a result of BIM utilization. The  
125 “Model or process” type proposes a framework or evaluation process, but is either (1) not used  
126 on an actual BIM project or (2) if claimed to be utilized on a project, this type does not present  
127 no any quantifiable results. The “Survey” type contains independent surveys including various  
128 questions targeting different stakeholders with different backgrounds. The survey aims to map  
129 those stakeholders’ opinions and perceptions of the benefits obtained from BIM adoption. The  
130 “Survey and case studies” type contains a survey targeting a specific project on which BIM has  
131 been adopted and, in some cases, interviews of the project team members are conducted.  
132 Publications focusing on “Theory and general assumptions” have addressed mainly theoretical  
133 frameworks and discussed potential benefits without any benchmarking in a real project.



134

135

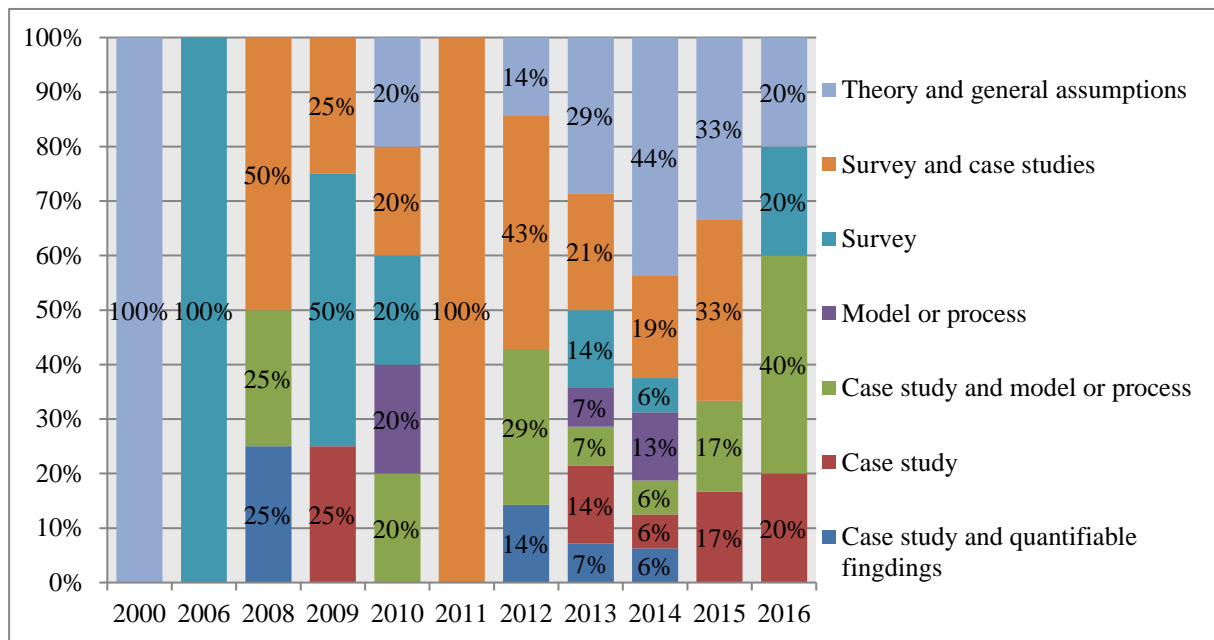
Fig.2 Literature Review-Summary of classifications

136

137

138

Figure 3 illustrates for each year between 2000 and 2016, the proportions of the methods used to evaluate BIM benefits. Over time, the BIM evaluation methods are more diverse and varied with a convergence toward surveys and case study analysis.



139

140

Fig.3 Percentages of the adopted BIM benefit estimation methods by publication year

141

### 3.3 Classification of articles by participants

142

143

144

145

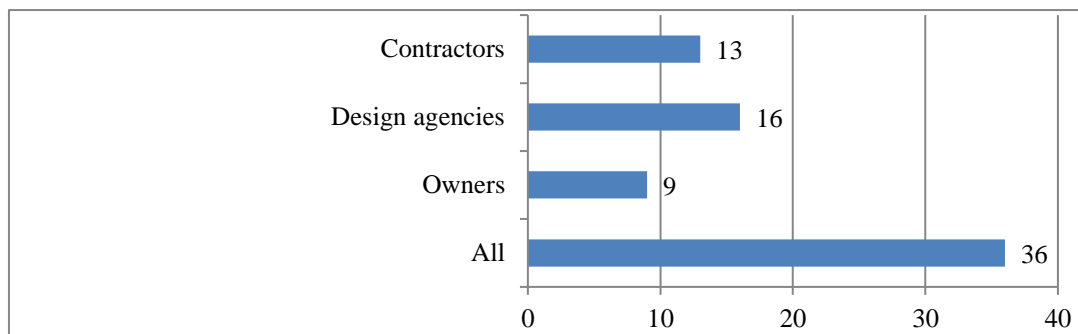
Previous studies analyzed mainly the benefits of BIM considering the overall project lifecycle (Table 2) and all the participants listed in Table 1, see Figure 4. As indicated in Table 2, the main focus of the literature is on the design and the construction phases. However, the primary concern of individual participant varies and changes by phase. Thus, in the following

146 sections, this paper attempts to fill the gap by analyzing BIM benefits from the perspectives of  
 147 individual participants and address primary concerns by individual rather than by the whole  
 148 organization.

149 Table. 2 Literature Review-Summary of Phase

Phase	Frequency
All phases	42
Planning	0
Design	18
Construction	14
Maintenance/Operation	0

150

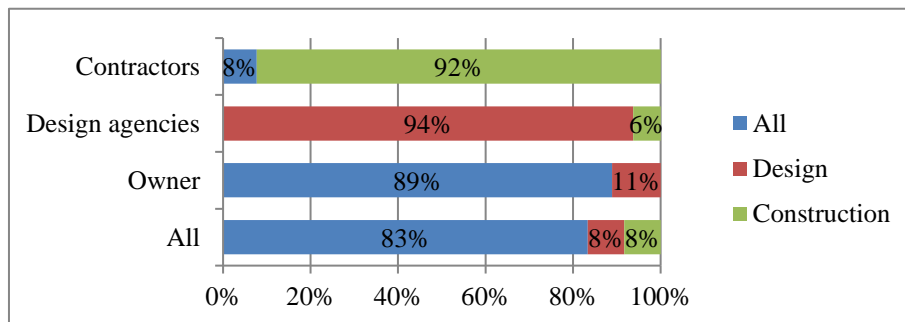


151

152

**Fig. 4 Classification of articles by participants**

153 Of course, different BIM users from the project participants are usually involved in  
 154 different project phases involving different kind of benefits. For example, the designers give  
 155 exclusive attention to the design phase. Owners are concerned with the whole project life cycle.  
 156 Construction managers and contractors are naturally more interested in the construction phase.  
 157 Detailed information about the relationships between the project participants and their  
 158 concerned phase is illustrated in Figure 5.



159

160

Fig. 5 Relationships between the project participants and their concerned phases

161 Another interesting finding in more recent research is the consideration of BIM benefits  
 162 related to individual participants (see Figure 6).



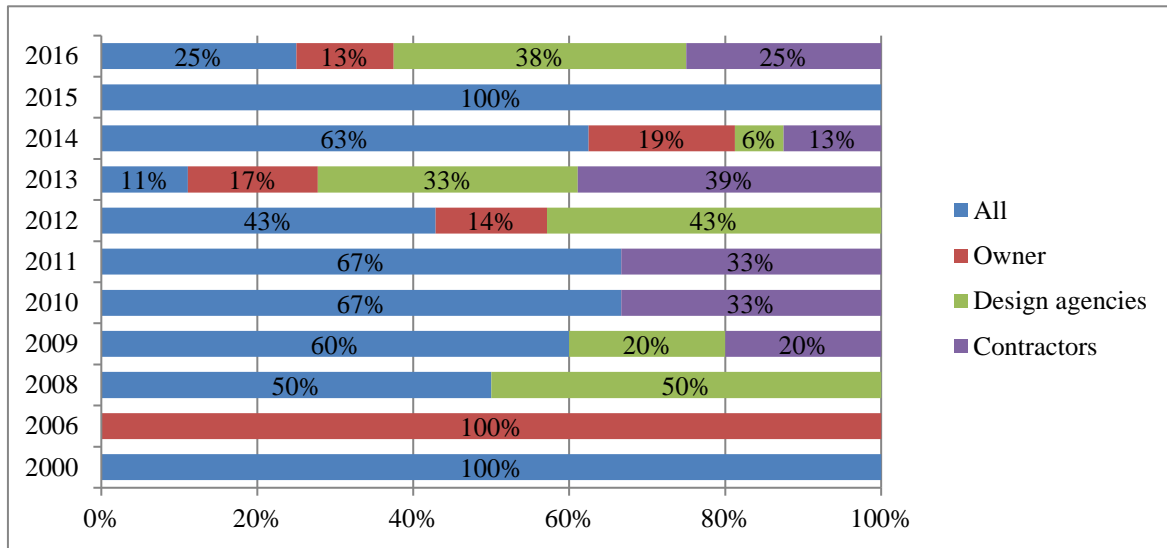


Fig. 6 Percentages of benefit analysis by participant by year of publication

### 3.4 Classification of articles by benefit indicators

The classification of articles by benefit indicators is illustrated in Table 3. In total, 23 benefit indicators were evaluated in the selected papers and reports, as shown in Figure 7. These benefits can then be categorized into four types, which are operational, strategic, organizational and managerial [23, 81], as shown in Table 4.

Table.3 Classification of articles by benefit indicators

N O	Benefits																							
	Operational								Strategic		Organizational			Managerial										
	Reduced cost	Quality improvement	Reduced project duration	Improved safety	Visualization	Sustainable	Productivity improvement	Reduced change orders	Fewer claims/litigation	Reduced errors and omissions	Reduced rework	Prefabrication	Competitive advantage	Market new business	Customer satisfaction	Coordination improvement	Staff's learning	Economization of labor	Communication improvement	Accurate data output	Model archiving	Negative risk reduction	Improved decision-making	
1	√		√		√	√										√			√	√			√	
2	√	√	√	√		√			√	√									√					
3	√				√		√		√	√	√													
4	√	√	√	√	√																			
5	√		√				√		√	√									√				√	
6						√																		
7							√												√					
8			√																√					
9		√						√																
10					√		√																	

N O	Benefits																						
	Operational						Strategic		Organizational			Managerial											
	Reduced cost	Quality improvement	Reduced project duration	Improved safety	Visualization	Sustainable	Productivity improvement	Reduced change orders	Fewer claims/litigation	Reduced errors and omissions	Reduced rework	Prefabrication	Competitive advantage	Market new business	Customer satisfaction	Coordination improvement	Staff's learning	Economization of labor	Communication improvement	Accurate data output	Model archiving	Negative risk reduction	Improved decision-making
11						√			√							√			√	√			
12		√					√																
13						√																	
14			√																√				
15						√													√				
16																			√				
17					√											√	√		√				
18					√	√	√	√	√	√	√					√							
19	√					√	√	√	√								√		√			√	
20						√					√												√
21	√	√	√				√								√	√			√			√	
22	√	√	√	√			√									√						√	
23	√	√	√				√													√			
24			√		√											√			√				
25			√	√		√										√							
26	√		√		√		√			√						√			√				
27	√		√																				
28			√		√		√			√													
29	√		√		√		√		√										√				√
30	√		√					√											√				
31	√	√	√	√	√		√	√				√						√					√
32	√	√	√					√								√			√			√	
33	√		√	√	√		√	√			√				√				√	√			
34	√		√				√									√			√			√	
35	√		√		√		√			√	√					√			√				
36				√																			
37		√																					√
38	√														√	√							
39	√	√	√													√							
40	√					√	√		√	√						√							
41																	√						
42	√		√					√	√	√				√		√			√				
43	√	√	√	√	√	√	√	√	√	√	√		√					√					

N O	Benefits																							
	Operational							Strategic		Organizational			Managerial											
	Reduced cost	Quality improvement	Reduced project duration	Improved safety	Visualization	Sustainable	Productivity improvement	Reduced change orders	Fewer claims/litigation	Reduced errors and omissions	Reduced rework	Prefabrication	Competitive advantage	Market new business	Customer satisfaction	Coordination improvement	Staff's learning	Economization of labor	Communication improvement	Accurate data output	Model archiving	Negative risk reduction	Improved decision-making	
44	√	√	√	√	√		√			√	√					√			√					
45	√	√	√						√	√									√					
46	√		√				√																	
47							√																	
48	√	√	√						√	√														
49	√		√	√	√						√					√								√
50					√		√												√					√
51	√	√	√		√	√										√								
52					√		√					√				√								
53					√				√										√	√				√
54	√		√		√							√				√						√		
55	√		√					√	√										√					
56					√											√			√					
57	√				√			√																√
58	√		√						√															
59	√	√	√	√	√	√	√	√	√	√	√		√				√		√					
60					√											√								
61					√							√				√			√					
62	√	√	√	√	√		√		√							√								
63					√											√								√
64																√			√					√
65							√											√						

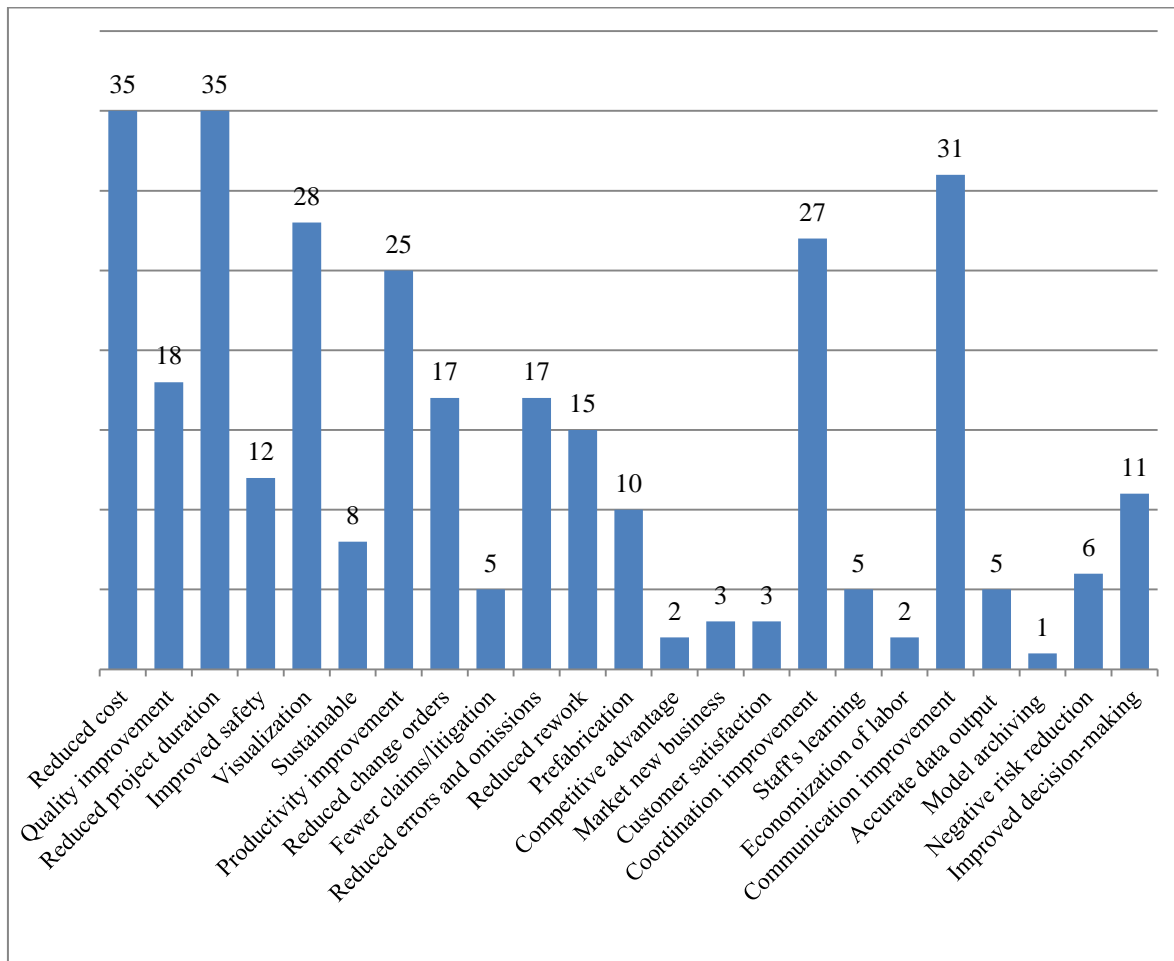


Fig.7 Numbers of articles by BIM benefit indicator

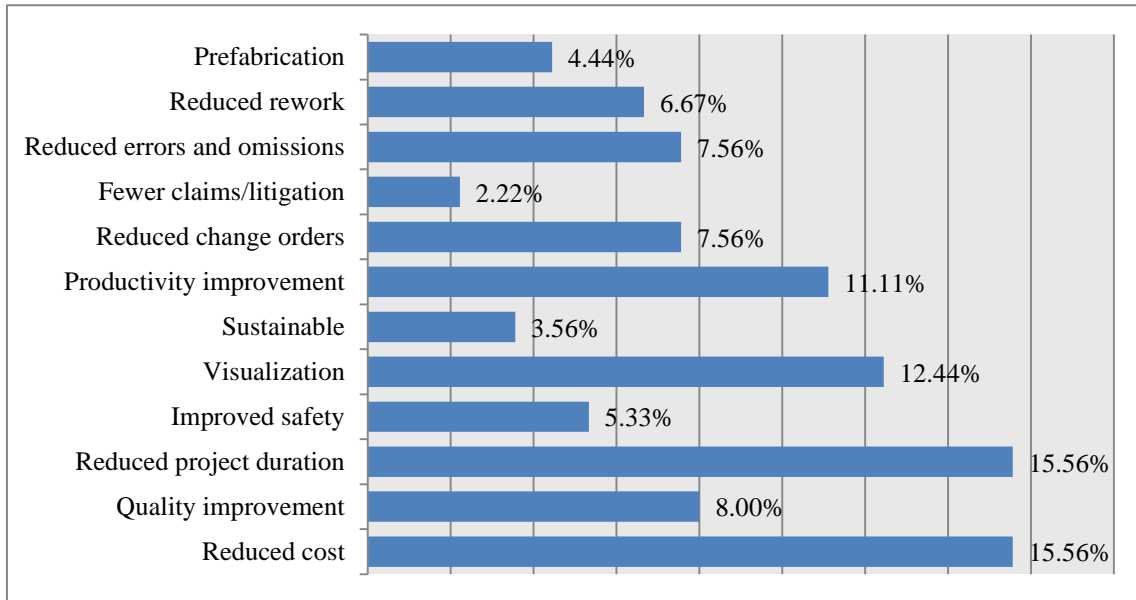
172  
173  
174  
175  
176  
177  
178  
179

Cost and project scheduling being the primary concerns from the perspective of the construction industry; *reduced cost* and *reduced project duration* are the most discussed benefits. In addition, *visualization* and *communication improvement* are considered to be evaluating indicators of great importance. Table 4 shows that operational benefits were the most mentioned and they were important to both the industry and scholars.

Table. 4 Classification of BIM benefits

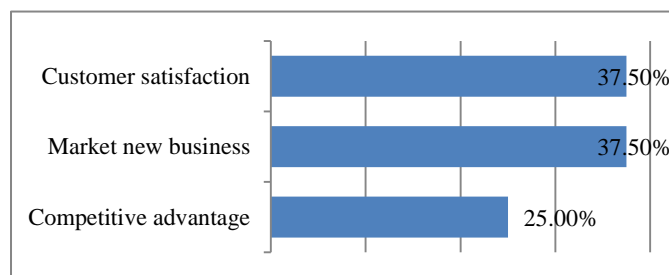
Classification	Percentage	Corresponding Benefits
Operational	70.09%	Reduced cost/ Quality improvement/ Reduced project duration/ Improved safety/ Visualization/ Sustainable/ Productivity improvement/ Reduced change orders/ Fewer claims (litigation) / Reduced errors and omissions/ Reduced rework/Prefabrication
Strategic	2.49%	Advantage in competition/ Market new business/ Customer satisfaction
Organizational	10.59%	Coordination improvement/ staff's learning/ Economization of labor
Managerial	16.82%	Communication improvement/ Accurate data output/ Model archiving/ Negative risk reduction/ Improved decision-making
Total	100%	

180 To date, the researchers have focused on reduced project duration and cost while putting  
 181 little emphasis on sustainability, as indicated in Figure 8. Amongst the selected papers, only  
 182 eight papers attempted to assess the benefit of BIM on sustainability. As BIM can contribute to  
 183 achieve sustainable constructions <sup>[57, 82]</sup>, it is surprising that there are not many practical studies  
 184 about this issue. Thus, more future research might be needed to identify the benefits of BIM  
 185 applications on sustainability.



186  
 187 Fig.8 Frequencies of operational BIM application benefits

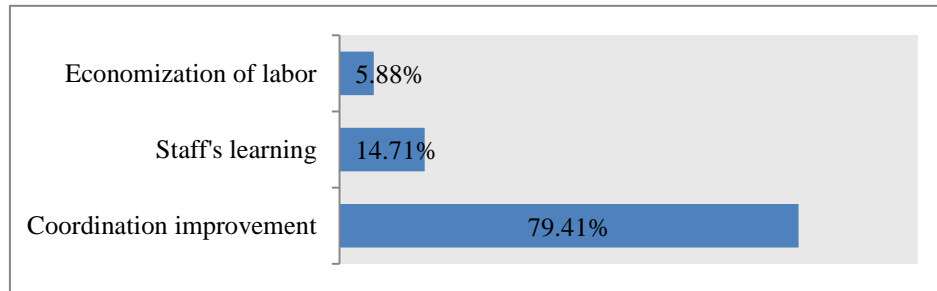
188 There might be a gap between what the industry and scholars find important when  
 189 evaluating the BIM benefits. As illustrated in Figure 9, for strategic benefits, researchers have  
 190 put more emphasis on customer satisfaction. From the point view of industry, marketing new  
 191 business was proposed to be the primary benefit of implementing BIM technology <sup>[63]</sup>.  
 192 Moreover, providing new service was nominated as a secondary benefit from the perspective  
 193 of the industry; this has never been mentioned by any research publication. Thus, researchers  
 194 should take into account the requirements of the industry in order to assess the benefits in a  
 195 more practical way.



196  
 197 Fig. 9 Frequencies of strategic BIM benefits

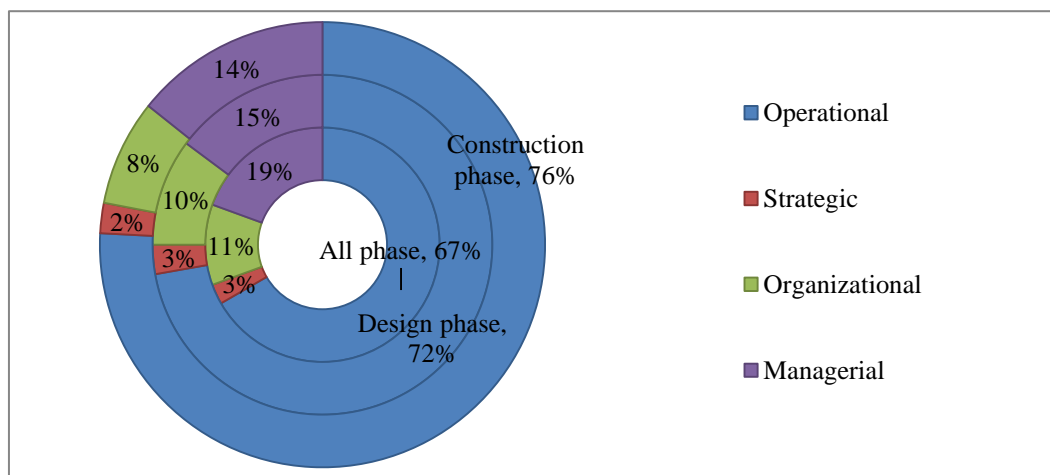
198 According the information listed in Table 3, the organizational BIM benefits include  
 199 economization of labor, staff's learning and coordination improvement. Figure 10 shows that

200 the organizational BIM benefit was considered to be an effective tool to improve coordination.  
 201 It shows that BIM adoption is more effective when it includes a continues professional  
 202 development and training. Previous studies show that less research has been done in  
 203 organizational benefits aspect compared to the other types of BIM benefits. It might be a future  
 204 research direction.



206  
207 Fig. 10 Frequencies of organizational BIM benefits

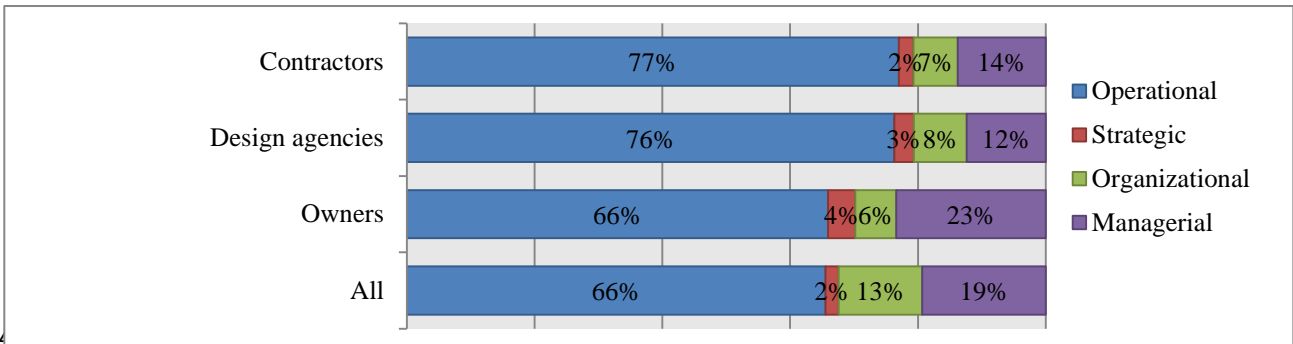
208 In conclusion, the publication analysis shows a fragmented approach. When analyzing the  
 209 previous studies of BIM benefits, operational benefits were a primary concern in all phases.  
 210 Detailed information can be found in Figure 11. Managerial and organizational benefits did  
 211 improve significantly thanks to BIM adoption during the construction phase compared to the  
 212 planning, design and maintenance/operation phases. In conclusion, the research focus has often  
 213 varied depending on the project phase. From the review we have undertaken, it appears that an  
 214 individual project participant is more often concerned by individual or specific project phases.  
 215 Operational benefits were of much concern in all phases of the construction projects. Figure 11  
 216 shows that researchers focused on analyzing the impact on the managerial and organizational  
 217 aspects in the construction phase where in previous literature, BIM implementation was  
 218 supposed to contribute more in the design phase.



219  
220 Fig. 11 Frequencies of individual BIM benefits from the perspective of construction phase

221 Figure 12 illustrates the relationships between the participants and their primary concerns,

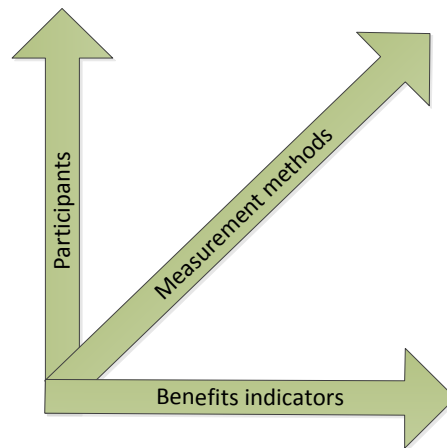
222 and shows that all participants focus essentially on the operational benefits. This can be  
 223 explained by the cost and time driver of any construction project.



225 Fig. 12 The relationships between participants and their concerned benefits

#### 226 4 Establishment of BIM benefits evaluation framework

227 Based on the literature review, a framework is proposed and illustrated in Figure 13. A BIM  
 228 evaluation should include content, context and process [83]. Hence, understanding who affects  
 229 the evaluation, what is being evaluated and how to evaluate benefits are fundamental to the  
 230 evaluation framework. The proposed framework in this paper consists of three parts: 1) project  
 231 participants, 2) benefits indicators and, 3) measurement methods. These are shown as the three  
 232 axes in Figure 13. The relationship amongst these three axes will be explained in the following  
 233 paragraphs and tables.



234  
 235 Fig. 13 BIM evaluation framework: participants, benefits indicators and measurement methods--  
 236 tri-axial model

#### 237 4.1 Relationship between measurement methods and benefits indicators axes

238 For different project participants, they have different expectations to implement BIM, thus  
 239 have different benefit indicators. The BIM benefit indicators for different participants are  
 240 identified according to the relevant literature. Depending on the nature of the indicator,

---

241 quantitative or qualitative methods are used to measure the benefits<sup>[84]</sup>. Some of the indicators  
242 cannot be measured using quantitative means<sup>[23]</sup>. For the other indicators, the proposed  
243 framework provides measurement methods to calculate the cost/benefit ratio of BIM  
244 implementation. The chosen measurement method for each evaluating indicator is from the  
245 previous study which has been implemented in real construction projects. The methods adopted  
246 to measure the individual indicators are listed in Table 5. To evaluate the benefits of BIM;  
247 certain indicators such as satisfaction of owner, satisfaction of BIM user, etc. are of qualitative  
248 nature. Different methodology can be used to evaluate these indicators such as surveys and  
249 interviews.

250                   Table. 5 measurement methods for different benefit indicators in the framework



Classification	Indicators	Measurement methods	Participants
<b>Operational</b>	Reduced cost [5,6,7,10,18,19,21,23,35,37,39,41,42,45-54,57,59-62,73-77,79,80]	Percent of the time projects are delivered on/under budget <sup>[70,85]</sup>	All
	Quality improvement <sup>[10,18,19,21,23,35,39,42,45,48,52,57,59,62,65,66,70,74,76,78,80]</sup>	Cost of Repairing Claims (Defects) / Total Project Cost <sup>[86]</sup>	All
	Reduced project duration <sup>[6,7,10,18,19,21,23,35,39,42,45-54,57,59-66,69-71,73-77,79,80]</sup>	Percent of the time projects are delivered on/ahead of schedule <sup>[70,85]</sup>	All
	Improved safety <sup>[3,21,45,46,48,49,23,19,18,7,10,74,79,60]</sup>	(the Quantity of Accidents)*100/ the total Number of Workers <sup>[86]</sup> (the Quantity of Work Days Lost)*100/ the Annual Average of Workers <sup>[86]</sup>	All
Classification	Indicators	Measurement methods	Participants
<b>Operational</b>	Visualization <sup>[47-49,51,19,59-62,18,69-71,21,10,73-75,76,37,38,40,42]</sup>	Qualitative <sup>[70]</sup>	All
	Sustainable <sup>[46,48,49,56,59,67,68,70,5,7,21,61,35,37,41]</sup>	Energy consumption upgrade rate <sup>[87]</sup>	Design agencies; Operators
	Productivity improvement <sup>[47-49,51,52,23,6,58-62,19,18,70,21,10,74,76-80,35,36,40,44]</sup>	Qualitative <sup>[79,88]</sup>	All
	Reduced change orders [45,48,23,19,59,21,3,76,77,37,39-41]	Cost of change/total cost of project <sup>[56,89]</sup>	All
	Fewer claims/litigation <sup>[53,63,64,66,7,21]</sup>	Number of claim/litigation	Design agencies
	Reduced errors and omissions <sup>[47,49,19,61-64,66,5,21,10,35-37,40,41]</sup>	Costs of rework due to design errors <sup>[66,90]</sup>	Design agencies; Contractors
		Costs associated with schedule delays due to errors <sup>[66]</sup>	
	Reduced rework <sup>[47,49,51,52,19,60,62-64,66,18,21,7,75,3,80,40,42]</sup>	Rework costs <sup>[90]</sup>	All
Prefabrication <sup>[46,48,49,6,18,69,7,21,75,3,78,40,44]</sup>	Qualitative <sup>[7]</sup>	All	
<b>Strategic</b>	Competitive advantage <sup>[23,65,21,76,79,80]</sup>	Qualitative <sup>[63]</sup>	All
	Market new business [49,63,7,21]	Qualitative [63]	Design agencies;
	Customer satisfaction <sup>[48,49,23,59-65,70,21,7,76,78-80,4-5,7,16,18-20,36,40-41,46,48-50,39]</sup>	Percent of repeat business customers <sup>[70,85]</sup>	Design agencies; Contractors
<b>Organizational</b>	Coordination improvement <sup>[45-52,57,19,59-61,65,18,69,70,71,72,75,3,1-6,8,14,16-17,20,34-36,38-39,44-45,73,35-40]</sup>	Qualitative <sup>[64]</sup>	All

	Staff's learning <sup>[23,38,41,58,21,72,80]</sup>	$L_{\text{effBIM}}(T) = \int L_{\text{effBIM}}(T) = \int [f_{(T)} - f'_{(T)}]$ Where $L_{\text{effBIM}}(T)$ stands for aggregate learning effects contributed by BIM; and $f_{(T)}$ stands for best-fit learning curve for a repetitive task without BIM adoption; and $f'_{(T)}$ represents best-fit learning curve for a repetitive task using BIM <sup>[58]</sup>	Owners; Contractors; Operators
	Economization of labor <sup>[42,47,65,18,21,3,77,61]</sup>	Budgeted Cost of Man-hours / Actual Cost of Man-hours <sup>[86]</sup> Planned Man-hours / Actual Man-hours <sup>[86]</sup>	Owners; Contractors
<b>Classification</b>	<b>Indicators</b>	<b>Measurement methods</b>	<b>Participants</b>
<b>Managerial</b>	Communication improvement <sup>[46-53,55,57,19,68,69,72,21,75,3,80,51,60,61,73,36,38,39,41]</sup>	Reduced number of requests for information (RFIs) <sup>[91,92]</sup>	Design agencies; Contractors
	Accurate data output <sup>[48,36,49,55,6,59,67,69,70,21,60,51]</sup>	Overestimate construction costs <sup>[85,89]</sup>	All
		Underestimate construction schedule <sup>[85,89]</sup>	
	Model archiving <sup>[6,69,62,73]</sup>	Qualitative <sup>[69]</sup>	Owners; Contractors; Operators
	Negative risk reduction <sup>[45,39,41,43,46,48,57,21,80,61]</sup>	Qualitative <sup>[21]</sup>	Design agencies
	Improved decision-making <sup>[23,6,60,72,44]</sup>	Qualitative <sup>[6,93]</sup>	Owners; Contractors

251

## 252 4.2 Relationship amongst measurement methods, benefits indicators and participants

253 Previous studies show that different project participants and BIM users have different  
 254 primary concerns<sup>[94]</sup>. Based on the literature review, the BIM evaluation metrics of primary  
 255 interest to the project stakeholders are also presented in Table 5.

256 From the review and based on the owner concerns, BIM implementation should include,  
 257 but not be limited to: a) 3D modeling, clash detections and design coordination<sup>[95]</sup>; b)  
 258 performance analysis such as energy and excavation simulation<sup>[96]</sup>; c) 4D modeling and  
 259 scenario simulation<sup>[97]</sup>; d) quantity take-off<sup>[98]</sup> and cost analysis and; e) site training based on  
 260 BIM<sup>[99]</sup>.

261 In the case of design agencies concerns, BIM implementation should include, but not be  
 262 limited to: a) 3D modeling<sup>[100]</sup>, coordination between numerous drawings to identify potential  
 263 conflicts or defect within the model<sup>[101]</sup>; b) design validation<sup>[102]</sup>; c) quantity take-off and cost  
 264 analysis<sup>[103]</sup>; d) an effective communication environment based on BIM models<sup>[104,105]</sup>; and e)  
 265 performance analysis, including energy<sup>[106]</sup> and evacuation simulation<sup>[107]</sup>.

---

266 In the case of contractors, BIM implementation should include, but not be limited to: a) 3D  
267 modeling and clash detection<sup>[108]</sup>; b) design validation<sup>[109]</sup>; c) quantity take-off and cost analysis;  
268 d) 4D visualization and prefabrication<sup>[110]</sup>, construction planning and monitoring<sup>[111,112]</sup> and; e)  
269 an effective communication web platform based on BIM models<sup>[113]</sup>.

270 Using these functions, the indicators of different types BIM benefits can be improved. For  
271 instance, 3D modeling and design coordination can help to detect the design errors before  
272 construction, which may reduce the rework, change orders, project duration and construction  
273 cost. Furthermore, it improves the design coordination amongst different specialties and model  
274 archiving. Another example, 4D modeling and scenario simulation makes the owners and  
275 contractors understand the accurate difference between planned schedule and actual schedule.  
276 Together with the quantity take-off function, the difference between planned cost and actual  
277 cost can be calculated. Besides, the site workers can better understand the detailed working  
278 process before construction, thus it improves the working productivity.

## 279 5 Research Conclusions

280 BIM is becoming a well-established tool and an innovative methodology to improve the  
281 productivity in the entire life cycle of projects, which includes construction, operation and  
282 maintenance. Hitherto, some practitioners have hesitated to adopt this approach. The  
283 investment in BIM is justified on the basis of an evaluation of the benefits. The benefits of BIM  
284 implementation are divided into operational, managerial, organizational, and strategic factors.  
285 This paper presents a framework to analyze these benefits from the perspective of different  
286 participants and different phases. For each type of benefit, the method of measurement was  
287 suggested by analyzing prior research. To address the needs and interests of different users, the  
288 functions were identified and defined for future development of different BIM application  
289 systems in the most efficient way. The proposed framework prepared the ground for empirical  
290 research to evaluate the benefits of implementing BIM applications. This framework gives  
291 industry practitioners a better understanding of the effectiveness of BIM applications. Therefore,  
292 it will facilitate the adoption of BIM technology in the construction industry. While the  
293 proposed framework is inherently realistic, it is built based on a thorough literature review and  
294 of the authors' rich experience in developing, implementing and evaluating BIM systems. In  
295 future research, the authors will further validate the proposed framework while implementing  
296 BIM in new case studies supported by construction project owners within both the private and  
297 public sectors.

## 298 6 Acknowledgement

299 The presented work has been supported by the National Science Foundation of China  
300 (NSFC) through grant 71471072. The authors gratefully acknowledge NSFC's support.

- 
- [1] Suermann P C, Issa R R A. Evaluating industry perceptions of building information modeling (BIM) impact on construction. *Journal of Information Technology in Construction*, 2009, 14: 574-594.
- [2] Park J, Kim B, Kim C, Kim H. 3D/4D CAD Applicability for Life-Cycle Facility Management. *ASCE Journal of Computing in Civil Engineering*. 2011.25:129-138.
- [3] Khanzode A, Fischer M, Reed D. Benefits and lessons learned of implementing building virtual design and construction (VDC) technologies for coordination of mechanical, electrical, and plumbing (MEP) systems on a large healthcare project, *Journal of Information Technology in Construction*, 2008,13: 324-342
- [4] Arayici Y, Coates P, Koskela L, et al. BIM adoption and implementation for architectural practices. *Structural Survey*, 2011, 29(1): 7-25
- [5] Becerik-Gerber B, Rice S. The perceived value of building information modeling in the US building industry. *Journal of Information Technology in Construction*, 2010, 15(2): 185-201.
- [6] Luth G P, Schorer A, Turkan Y. Lessons from using BIM to increase design-construction integration. *Practice Periodical on Structural Design and Construction*, 2014, SPECIAL ISSUE: Construction Engineering: Leveraging Project and Career Success, 103–110.
- [7] Young N, Jones S, Bernstein H, Gudgel J. *The Business Value of BIM: getting Building Information Modeling to the bottom line*, The McGraw-Hill Companies, New York, 2009. Available at: [http://fiatech.org/images/stories/research/2009\\_BIM\\_SmartMarket\\_Report.pdf](http://fiatech.org/images/stories/research/2009_BIM_SmartMarket_Report.pdf) (Accessed on October 22, 2016).
- [8] Mitropoulos P, Tatum C B. Forces driving adoption of new information technologies. *ASCE Journal of Construction Engineering and Management*, 2000, 126(5): 340-348.
- [9] Irani Z, Sharif A M, Love P E D. Linking knowledge transformation to information systems evaluation. *European Journal of Information Systems*, 2005, 14(3): 213-228.
- [10] Zuppa D, Issa R R A, Suermann P C. BIM's impact on the success measures of construction projects. *ASCE Journal of Computing in Civil Engineering*, 2009: 503-512.
- [11] Succar B, Sher W, Williams A. Measuring BIM performance: Five metrics. *Architectural Engineering and Design Management*, 2012, 8(2): 120-142.
- [12] bimSCORE, bimSCORE official website, <https://www.sbi.international/>, (Accessed on October 21, 2016)
- [13] Won J, Lee G. How to tell if a BIM project is successful: A goal-driven approach. *Automation in Construction*, 2016, 69: 34-43.
- [14] Bakis N, Kagioglou M, Aouad G. Evaluating the business benefits of information systems. *The 3rd International SCRI Symposium*, Salford Centre for Research and Innovation, University of Salford, Salford. 2006.
- [15] Peterson F, Hartmann T, Fruchter R, Fischer M. Teaching construction project management

- 
- with BIM support: Experience and lessons learned. *Automation in Construction*, 2011, 20(2): 115-125.
- [16] Sacks R, Koskela L, Dave B A, Owen R. Interaction of lean and building information modeling in construction. *Journal of Construction Engineering and Management*, 2010, 136(9): 968-980.
- [17] Chen C, Dib H Y, Lasker G C. Benefits of implementing building information modeling for healthcare facility commissioning. *ASCE Journal of Computing in Civil Engineering*, 2011, 578-585.
- [18] Barlish K, Sullivan K. How to measure the benefits of BIM—A case study approach. *Automation in construction*, 2012, 24: 149-159.
- [19] Solnosky R. Current Status of BIM Benefits, Challenges, and the Future Potential for the Structural Discipline. *Structures Congress 2013: Bridging Your Passion with Your Profession*. ASCE, 849-859.
- [20] McGraw-Hill, 2008. *Building Information Modelling (BIM). Transforming Design and Construction to Achieve Greater Industry Productivity*. [online] Available at: [http://construction.ecnext.com/mcgraw\\_hill/includes/BIM2008.pdf](http://construction.ecnext.com/mcgraw_hill/includes/BIM2008.pdf) (Accessed on 18th November 2013).
- [21] McGraw-Hill, 2010. *The Business Value of BIM in Europe. Getting Building Information Modelling to the Bottom Line in the United Kingdom, France and Germany*. [online] Available at: [http://images.autodesk.com/adsk/files/business\\_value\\_of\\_bim\\_in\\_europe\\_smr\\_final.pdf](http://images.autodesk.com/adsk/files/business_value_of_bim_in_europe_smr_final.pdf) (Accessed on October 22, 2016).
- [22] McGraw-Hill. *Green BIM. How Building Information modeling is contributing to green design and construction*. McGraw-Hill Construction, 2010.
- [23] Love P E D, Simpson I, Hill A, Standing C. From justification to evaluation: Building information modeling for asset owners. *Automation in Construction*, 2013, 35: 208-216.
- [24] Li H, Lu W, Huang T. Rethinking project management and exploring virtual design and construction as a potential solution. *Construction Management and Economics*, 2009, 27(4): 363-371.
- [25] Irani Z. Investment evaluation within project management: an information systems perspective. *Journal of the Operational Research Society*, 2010, 61(6): 917-928.
- [26] Barlish K. *How To Measure the Benefits of BIM: A Case Study Approach*. ARIZONA STATE UNIVERSITY, 2011.
- [27] Wasmi H A, Castro-Lacouture D. Potential Impacts of BIM-Based Cost Estimating in Conceptual Building Design: A University Building Renovation Case Study. *Construction Research Congress 2016*. 408-417.
- [28] Lee S, Yu J. Comparative Study of BIM Acceptance between Korea and the United States. *Journal of Construction Engineering and Management*, 2015, 142(3): 05015016.
- [29] Wang J, Wang X, Shou W, et al. Building information modeling-based integration of MEP layout designs and constructability. *Automation in Construction*, 2016, 61: 134-146.
- [30] Bradley A, Li H, Lark R, et al. BIM for infrastructure: An overall review and constructor perspective. *Automation in Construction*, 2016, 71: 139-152.
- [31] Wong J K W, Zhou J. Enhancing environmental sustainability over building life cycles

- 
- through green BIM: A review. *Automation in Construction*, 2015, 57: 156-165.
- [32] Nath T, Attarzadeh M, Tiong R L K, et al. Productivity improvement of precast shop drawings generation through BIM-based process re-engineering. *Automation in Construction*, 2015, 54: 54-68.
- [33] Lu W, Fung A, Peng Y, et al. Demystifying Construction Project Time–Effort Distribution Curves: BIM and Non-BIM Comparison. *Journal of Management in Engineering*, 2015, 31(6): 04015010.
- [34] Francom T C, El Asmar M. Project Quality and Change Performance Differences Associated with the Use of Building Information Modeling in Design and Construction Projects: Univariate and Multivariate Analyses. *Journal of Construction Engineering and Management*, 2015, 141(9): 04015028.
- [35] Cao D, Wang G, Li H, et al. Practices and effectiveness of building information modelling in construction projects in China. *Automation in Construction*, 2015, 49: 113-122.
- [36] Terreno S, Anumba C J, Gannon E, et al. The benefits of BIM integration with facilities management: a preliminary case study. *ASCE Journal of Computing in Civil Engineering* (2015), 2015: 675-683.
- [37] Czmocho I, Pękala A. Traditional Design versus BIM Based Design. *Procedia Engineering*, 2014, 91: 210-215
- [38] Xu H, Feng J, Li S. Users-orientated evaluation of building information model in the Chinese construction industry. *Automation in Construction*, 2014, 39: 32-46.
- [39] Fazli A, Fathi S, Enferadi M H, et al. Appraising Effectiveness of Building Information Management (BIM) in Project Management. *Procedia Technology*, 2014, 16: 1116-1125.
- [40] Nepal M P, Jupp J R, Aibinu A A. Evaluations of BIM: frameworks and perspectives. *ASCE Journal of Computing in Civil and Building Engineering* (2014), 2014: 769-776.
- [41] Giel B, Issa R R A. Framework for Evaluating the BIM Competencies of Building Owners//*Computing in Civil and Building Engineering* (2014). ASCE, 552-559.
- [42] Masood R, Kharal M K N, Nasir A R. Is BIM Adoption Advantageous for Construction Industry of Pakistan? *Procedia Engineering*, 2014, 77: 229-238.
- [43] Tomek A, Matějka P. The Impact of BIM on Risk Management as an Argument for its Implementation in a Construction Company. *Procedia Engineering*, 2014, 85: 501-509.
- [44] Abdirad H, Pishdad-Bozorgi P. Trends of Assessing BIM Implementation in Construction Research. *ASCE Journal of Computing in Civil and Building Engineering* (2014), 2014: 496-503.
- [45] Love P E D, Matthews J, Simpson I, Hill A, Olatunji O A. A benefits realization management building information modeling framework for asset owners. *Automation in Construction*, 2014, 37: 1-10.
- [46] Volk R, Stengel J, Schultmann F. Building Information Modeling (BIM) for existing buildings—Literature review and future needs. *Automation in Construction*, 2014, 38: 109-127.
- [47] Boktor J, Hanna A, Menassa C C. State of Practice of Building Information Modeling in the Mechanical Construction Industry. *Journal of Management in Engineering*, 2013, 30(1): 78-85.
- [48] Stowe K, Zhang S, Teizer J, Jaselskis E J. Capturing the Return on Investment of All-In Building Information Modeling: Structured Approach. *Practice Periodical on Structural Design*

- 
- and Construction, 2014,10.1061/(ASCE)SC.1943-5576.0000221.
- [49] McGraw-Hill. The Business Value of BIM for Construction in Major Global Market: How Contractors Around the World are Driving Innovation With BIM. McGraw-Hill Construction, 2014.
- [50] Monteiro A, Mêda P, Poças Martins J. Framework for the coordinated application of two different integrated project delivery platforms. *Automation in Construction*, 2014, 38: 87-99.
- [51] Wang X, Truijens M, Hou L, Wang Y, Zhou Y. Integrating Augmented Reality with Building Information Modeling: Onsite construction process controlling for liquefied natural gas industry. *Automation in Construction*, 2014, 40: 96-105.
- [52] Vaughan J L, Leming M L, Liu M, Jaselskis E. Cost-Benefit Analysis of Construction Information Management System Implementation: Case Study. *ASCE Journal of Construction Engineering and Management*, 2012, 139(4): 445-455.
- [53] Clevenger C M, Khan R. Impact of BIM-enabled design-to-fabrication on building delivery. *Practice Periodical on Structural Design and Construction*, 2013, 19(1): 122-128.
- [54] Giel B K. Return on investment analysis of building information modeling in construction. University of Florida, 2009.
- [55] Xu S, Liu K, Tang L. Cost Estimation in Building Information Models. *ICCREM 2013: Construction and Operation in the Context of Sustainability*. ASCE, 555-566.
- [56] Bynum P, Issa R R A, Olbina S. Building information modeling in support of sustainable design and construction. *ASCE Journal of Construction Engineering and Management*, 2012, 139(1): 24-34.
- [57] Bryde D, Broquetas M, Volm J M. The project benefits of Building Information Modelling (BIM). *International Journal of Project Management*, 2013, 31(7): 971-980.
- [58] Lu W, Peng Y, Shen Q, Li H. Generic model for measuring benefits of BIM as a learning tool in construction tasks. *ASCE Journal of Construction Engineering and Management*, 2012, 139(2): 195-203.
- [59] Eadie R, Browne M, Odeyinka H, Mckeown C, Mcniff S. BIM implementation throughout the UK construction project lifecycle: An analysis. *Automation in Construction*, 2013, 36: 145-151.
- [60] Wang Y, Wang X, Wang J, Yung P, Jun G. Engagement of facilities management in design stage through BIM: framework and a case study. *Advances in Civil Engineering*, 2013:1-8
- [61] Di Mascio D, Wang X. Building Information Modelling (BIM)-supported cooperative design in sustainable renovation projects: Benefits and limitations. *Lecture Notes in Computer Science*, Springer, 2013:205-212.
- [62] Park C S, Lee D Y, Kwon O S, Wang X. A framework for proactive construction defect management using BIM, augmented reality and ontology-based data collection template. *Automation in Construction*, 2013, 33: 61-71.
- [63] McGraw-Hill, The Business Value of BIM in North America. McGraw-Hill Construction , 2012.
- [64] McGraw-Hill, The business value of BIM infrastructure Smart Market Report, McGraw-Hill Construction, 2012
- [65] Neelamkavil J, Ahamed S S. The Return on Investment from BIM Driven Projects in Construction. National Research Council, Canada, 2012.

- 
- [66] Lee G, Park H K, Won J. D<sup>3</sup> City project - Economic impact of BIM-assisted design validation. *Automation in Construction*, 2012, 22: 577-586.
- [67] Kandil A, Hastak M, Dunston P S. Economic and environmental assessment of deconstruction strategies using building information modeling. *Bridges*, 2014, 10: 1730-1739.
- [68] Porwal A, Hewage K N. Building Information Modeling–Based Analysis to Minimize Waste Rate of Structural Reinforcement. *Journal of Construction Engineering and Management*, 2011, 138(8): 943-954.
- [69] Mehmet F H. Benefits OF BIM for construction Managers and BIM Based scheduling. Worcester Polychnic Institute.2011.
- [70] Azhar S. Building information modeling (BIM): Trends, benefits, risks, and challenges for the AEC industry. *Leadership and Management in Engineering*, 2011, 11(3): 241-252.
- [71] Ospina-Alvarado A M, Castro-Lacouture D. Interaction of Processes and Phases in Project Scheduling Using BIM for A/E/C/FM Integration. *Construction Research Congress 2010*. 2010: 939-948.
- [72] Succar B. The five components of BIM performance measurement. *Proceedings of CIB World Congress*, Salford. 2010.
- [73] Singh V, Gu N, Wang X. A theoretical framework of a BIM-based multi-disciplinary collaboration platform. *Automation in Construction*, 2011, 20(2): 134-144.
- [74] Patrick C S. Evaluating The Impact OF BIM on Construction. University of Florida, 2009.
- [75] Kuprenas, J. and Mock, C. Collaborative BIM Modeling Case Study - Process and Results. *ASCE Journal of Computing in Civil Engineering*, 2009: 431-441.
- [76] Azhar S, Nadeem A, Mok J Y N, Leung B H Y. Building Information Modeling (BIM): A new paradigm for visual interactive modeling and simulation for construction projects//Complete Proceedings, First International Conference on Construction in Developing Countries. 2008: 435-446.
- [77] Sacks R, Barak R. Impact of three-dimensional parametric modeling of buildings on productivity in structural engineering practice. *Automation in Construction*, 2008, 17(4): 439-449.
- [78] Kaner I, Sacks R, Kassian W, Quitt T. Case studies of BIM adoption for precast concrete design by mid-sized structural engineering firms, *Journal of Information Technology in Construction*,2008, 13: 303-323
- [79] El-Mashaleh M, O'Brien W J, Minchin Jr R E. Firm performance and information technology utilization in the construction industry. *ASCE Journal of Construction Engineering and Management*, 2006, 132(5): 499-507.
- [80] Andresen J, Baldwin A, Betts M, Carter C, Hamilton A, Stokes E and Thorpe T A Framework for Measuring IT Innovation Benefits, *Journal of Information Technology in Construction*,2000,5:57-72
- [81] Irani Z. Information systems evaluation: navigating through the problem domain. *Information & Management*, 2002, 40(1): 11-24
- [82] K. Wong, Q. Fan. Building information modelling (BIM) for sustainable building design, *Facilities*, 2013, 31(3/4):138 - 157
- [83] Stockdale R, Standing C, Love P E D. Propagation of a parsimonious framework for evaluating information systems in construction. *Automation in construction*, 2006, 15(6): 729-



---

736.

[84] B. Farbey, F. Land, D. Targett. IS evaluation: a process of bringing together benefits, costs and risks, *Rethinking Management Information Systems*, Oxford University Press, New York, 1999: 204–228

[85] Takim R, Akintoye A. Performance indicators for successful construction project performance. 18th Annual ARCOM Conference. 2002, 2: 545-555.

[86] Ramírez R R, Alarcón L F C, Knights P. Benchmarking system for evaluating management practices in the construction industry. *Journal of Management in Engineering*, 2004, 20(3): 110-117.

[87] Remenyi D, Money A H, Bannister F. *The effective measurement and management of ICT costs and benefits*. Elsevier, 2007.

[88] Chelson D E. *The effects of building information modeling on construction site productivity*. United States—Maryland: University of Maryland, College Park; 2010.

[89] Fisher D, Miertschin S, Pollock Jr D R. Benchmarking in construction industry. *Journal of Management in Engineering*, 1995, 11(1): 50-57.

[90] Love P E D, Edwards D J, Smith J, Walker D H T. Divergence or congruence? A path model of rework for building and civil engineering projects. *Journal of Performance of Constructed Facilities*, 2009, 23(6): 480-488.

[91] Riese M, Peake D. 3D BIM—Virtual design and construction—Gehry Technologies experience. *SimTecT 2007 Simulation Conference (SimTecT 2007)* Brisbane, Queensland, Australia. 2007.

[92] Young N W, Jones S A, Bernstein H M. *Building Information Modeling (BIM)-Transforming Design and Construction to Achieve Greater Industry Productivity*. Smart Market Report, 2008:48

[93] Lin Y C. Construction 3D BIM-based knowledge management system: a case study. *Journal of Civil Engineering and Management*, 2014, 20(2): 186-200

[94] Sebastian R, Van Berlo L. Tool for benchmarking BIM performance of design, engineering and construction firms in the Netherlands. *Architectural Engineering and Design Management*, 2010, 6(4): 254-263.

[95] Mayo G, Giel B, Issa R R A. BIM use and requirements among building owners. *Computing in Civil Engineering: Proceedings of the 2012 ASCE International Conference on Computing in Civil Engineering*, June 17-20, 2012, Clearwater Beach, Florida. ASCE Publications, 2012: 349-356.

[96] Aranda-Mena G, Crawford J, Chevez A, Froese T. Building information modelling demystified: does it make business sense to adopt BIM?. *International Journal of Managing Projects in Business*, 2009, 2(3): 419-434.

[84] Fischer M, Kunz J. The scope and role of information technology in construction. *Proceedings-Japan Society of Civil Engineers*. DOTOKU GAKKAI, 2004: 1-32.

[98] Firat C E, Arditi D, Hämäläinen J P, Stenstrand J, Kiiras J. Quantity Take-Off in Model-Based Systems. <http://itc.scix.net/data/works/att/w78-2010-112.pdf> (2010) (Accessed on August 7, 2015)

[99] Teizer J. Wearable, wireless identification sensing platform: Self-Monitoring Alert and Reporting Technology for Hazard Avoidance and Training (SmartHat), *Journal of Information*

---

Technology in Construction,2015,(20)5:295-312

[100] Teicholz P, Sacks R, Liston K. BIM handbook: a guide to building information modeling for owners, managers, designers, engineers, and contractors. Wiley, 2011.

[101] Aram S, Eastman C, Sacks R. Requirements for BIM platforms in the concrete reinforcement supply chain. *Automation in Construction*, 2013, 35: 1-17.

[102] Kreider R, Messner J, Dubler C. Determining the frequency and impact of applying BIM for different purposes on projects//Proceedings of the 6th International Conference on Innovation in Architecture, Engineering & Construction (AEC), June. 2010: 9-11.

[103] Campbell D A. Building information modeling: the Web3D application for AEC. Proceedings of the twelfth international conference on 3D web technology. ACM, 2007: 173-176.

[104] Woo J H. BIM (Building Information Modeling) and Pedagogical Challenges. Proceedings of the 43rd ASC National Annual Conference. 2006: 12-14.

[105] Shen W, Shen Q, Sun Q. Building Information Modeling-based user activity simulation and evaluation method for improving designer–user communications. *Automation in Construction*, 2012, 21: 148-160.

[106] Kim K, Kim G, Yoo D, Yu J. Semantic material name matching system for building energy analysis. *Automation in Construction*, 2013, 30: 242-255.

[107] Ruppel U, Schatz K. Designing a BIM-based serious game for fire safety evacuation simulations. *Advanced Engineering Informatics*, 2011, 25(4): 600-611.

[108] Song S, Yang J, Kim N. Development of a BIM-based structural framework optimization and simulation system for building construction. *Computers in Industry*, 2012, 63(9): 895-912.

[109] Zhang S, Teizer J, Lee J K, Eastman C M, Venugopal M. Building information modeling (BIM) and safety: automatic safety checking of construction models and schedules. *Automation in Construction*, 2013, 29: 183-195.

[110] Hergunsel M F. Benefits of building information modeling for construction managers and BIM based scheduling. Worcester Polytechnic Institute, 2011.

[111] Giel B, Issa R R A. BIM Return on Investment. *Journal of Building Information Modeling*, 2011:24-27

[112] Golparvar-Fard M, Peña-Mora F, Arboleda C A, et al. Visualization of construction progress monitoring with 4D simulation model overlaid on time-lapsed photographs. *Journal of Computing in Civil Engineering*, 2009, 23(6): 391-404.

[113] Hagedorn B, Döllner J, High-level web service for 3D building information visualization and analysis, Proceedings of the 15th annual ACM international symposium on Advances in geographic information systems, November 07-09, 2007, Seattle, Washington