

Available online at www.sciencedirect.com

ScienceDirect

Energy Procedia 82 (2015) 366 – 373

Energy

Procedia

ATI 2015 - 70th Conference of the ATI Engineering Association

Anaerobic digestion of macrophytes algae for eutrophication mitigation and biogas production

A. Pugliese^{*a}, G. Bidini^b, F. Fantozzi^a^aCRB (Biomass Research Centre), University of Perugia Str. S. Lucia Canetola Perugia 06125, Italy^bUniversity of Perugia, Department of Industrial Engineering, via G. Duranti 67, Perugia 06125, Italy

Abstract

An economy based on biofuels requires production methods which are economically and technically competitive. The production of biogas from biomass by microorganisms is an attractive and ambitious possibility. Marine and lake algae represents a biomass source that could be used for biogas production and their extraction is of benefit for the aquatic environment reducing eutrophication. The goal of the experimental work is to evaluate the algae biomass naturally present in lagoon environment and analyze the biogas resulting from the anaerobic digestion. The Biomethane Potential (BMP) of macrophytes with inoculums from a sewage sludge treatment plant was measured at the University of Perugia. The CH₄ content of biogas was approximately 52%, cumulative CH₄ yield of 217 Nm³ / t SV was observed after 41 days of digestion.

© 2015 The Authors. Published by Elsevier Ltd. This is an open access article under the CC BY-NC-ND license (<http://creativecommons.org/licenses/by-nc-nd/4.0/>).

Peer-review under responsibility of the Scientific Committee of ATI 2015

Keywords: BMP tests; macrophytes; eutrophication; biogas production.

1. Introduction

Among different biofuels, algae, can provide raw material for different types of renewable fuels such as biodiesel, methane, hydrogen and ethanol [1]. As photosynthetic organism, algae require sunlight, carbon dioxide and water. CO₂ sequestration by algae mass cultures represent a significantly positive environmental impact, 1,8 kg of CO₂ are required to produce 1 kg of algae biomass. This stage can enable the utilization of CO₂ streams produced by concentrated sources. A significant reduction in Greenhouse Gases (GHG) emissions would result from the utilization of algae biomass for renewable biofuels production [2]. Aquatic macrophytes, however, many excessively propagate causing stress freshwater environments around the world due to eutrophication [3, 4], especially in areas facing the placing of

* Corresponding author. Tel.: +39 075 5853806; fax: +39 075 5153321

E-mail address: pugliese@crbnet.it

rivers. Environmental stress caused by eutrophication also has effects on public health [5] being often a consequence of human activities such as industrialization, agriculture, and, over the last 20 years, aquaculture [6].

This paper focuses on a test case in southern Italy: the Lesina Lagoon, where a large quantity of biomass is causing water stagnation, ecosystem change, foul odor, fishing interference. Every year a large amount of biomass is removed from the lagoon with significant costs for harvesting and disposal. Biomass and wastes are energy resources that could be used locally as a supply for small scale CHP application, hence increasing sustainability. Available technologies are used to transform both biomass and waste into usable fuels (liquid or gaseous) through several processes ranging from thermochemical to biochemical [7-11]. Gaseous products (syngas, biogas, landfill gas, etc.) can be used in gas turbines and engines requiring costly systems to clean the gas and to modify combustion chambers, which further burdens small scale business plan scenarios [12-17]. Therefore, residual biomasses and wastes, with next-to-zero economic value, or else showing a disposal cost, would be interesting for small to micro scale conversion. Anaerobic digestion can be applied on harvested macrophyte wastes with high moisture content to produce biogas. This process shows different yields depending on algae strain used, reaching values from 0,2 m³/kg to 0,5 m³/kg [18, 19]. Similar results were obtained by digestion of *Laminaria* sp. and *Ulva* sp. seaweeds mixed with other organic waste (milk) [20]. Other works investigated pre-treatment techniques (mechanical, ultrasound, micro-wave, thermal, chemical and biological) to disrupt the structure of cellulose, to increase its surface, to improve biodegradability through cell wall disruption, so that micro-organisms can more easily access the algae and to improve biogas production [21, 22]. S.M. Lee et al., evaluated the use of *Laminaria japonica* for hydrogen and methane production in a mixed culture with microorganisms. The hydrogen and methane gas production levels under these conditions were 356.03 mL/L and 2243.59 mL/L, respectively [23].

Operating conditions for algae biogas production using anaerobic digestion must be optimized, taking into account reaction conditions (mesophilic or thermophilic), temperature, time, organic loading, solid retention time and pH. Main challenge of this technology is also related to the reduction of production costs. Given the algae blooming and disposal costs at the lagoon, anaerobic digestion was proposed for energy production from biogas and to evaluate the methanation potential of the macrophytes a BMP test was carried out.

Nomenclature

BMP	Biochemical Methane Potential
C	Carbon (%)
H	Hydrogen (%)
M	Moisture (%)
N	Nitrogen (%)
VS	Volatile Solids (%)

2. Materials and methods

The Lesina lagoon (41.88°N and 15.45°E), is situated on the southern Adriatic coast of Italy (Fig. 1) and is about 22 km long, with a total area of about 51 km² due to their exposure to rapid nutrient enrichment, coastal lagoons are vulnerable to eutrophication. The concentrations of nutrient salts are influenced by weather conditions, and especially during periods of high rainfall, the waters of the lagoon show large amounts of nitrates, from waste water runoff from surrounding land cultivated with fertilizers

[24]. The trophism of the lagoon depends also on the reduced depth that allows the penetration of light to the bottom making photosynthetic processes possible along the whole water column.

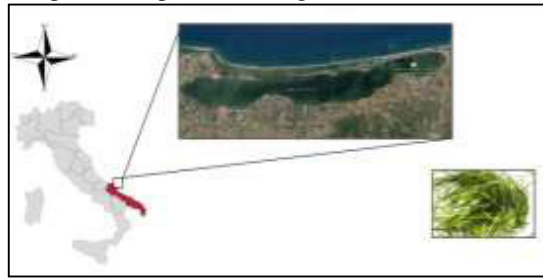


Fig. 1. Lesina Lagoon

In 2009, the Natural Park of Gargano where the Lagoon is situated led a campaign of survey and inventory of species present in the Lagoon [25]; results showed that the ecosystem of the lagoon is characterized by a production of macroalgae covering the bottom and sides resulting in a majority of species *Cladophora* sp., *Enteromorpha* sp., *Gracilaria confervoides*, *Valonia* sp. and *Zostera noltii* (Table 1).

The experimental campaign was carried out at the University of Perugia; several tests were carried out on the considered substrates: chemical and physical analysis, in order to characterize the substrate; BMP tests, in order to evaluate the biogas production and the methane yield. The inoculum and pH effects were also investigated and results were compared to data from the Literature.

Table 1. Macrophytes community in Lesina lagoon

Angiospermae	Rhodophyta	Chlorophyta
Nanozostera noltii	Acrochaetium virgatulum	Blidingia ramifera
Ruppia cirrhosa	Ceramium virgatum	Blidingia minima
	Chroodactylon ornatum	Cladophora fracta
	Lithophyllum pustulatum	Cladofora laetevirens
	Polysiphonia denudate	Cladophora rupestris
	Colaonema daviesii	Cladophora vadorum
	Gracilaria gracilis	Derbesia tenuissima
	Dasya baillouviana	Entocladia viridis
	Hydrolithon boreale	Rhizoclonium tortuosum
	Hydrolithon farinosus	Rhizoclonium lubricum
	Enteromorpha sp	Ulva intestinalis
	Valonia sp	Ulva lens

Sample of biomass were gathered by personnel from the National Research Council, Institute of Marine Sciences of the lagoon of Lesina (Foggia); in different areas of the Lagoon. The samples were then chopped to particle size of 0.5-1.5 cm, and a statistically significant sample was extracted and preserved at -20°C for the tests. Eventually the algae sample was defrosted at room temperature and were prepared by inoculating 30 g of biomass with 90 g of inoculum and diluting, the mixture with 45 g of water.

The preparation of the substrate and the ratio between inoculum and biomass was determined based on tests of digestion previously carried out; water was added to obtain a solid content lower than 15% [26-28].

2.1 Characterization of the substrate and inoculums

The samples of algae were analyzed and loaded into the batch digesters with digestate from a sewage sludge treatment plant operating under mesophilic conditions. Chemical-physical properties were measured by means of TGA 701 LECO for Proximate Analysis and Truspec CHN LECO for Ultimate Analysis. Moisture, Ash and Total and Volatile Solids Content, according to CEN/TS 14774 Methods for determination of moisture content - Oven dry method – Part 3: Moisture in the analysis sample; CEN/TS 14775 Method for the determination of ash content and CEN/TS 15148 Solid Biofuels – Method for the determination of the content of volatile matter were determinate. The percentage of Total Solid was calculated as the difference between 100 and the moisture value.

The chemical and physical characteristics of algae and digestate are shown in table 2.

Table 2. Chemical and physical characteristics of algae and the digestate

	Algae	Digestate
Moisture(%)	84.34 SD±0.06	97.47 SD±0.12
Ash (%)	2.00 SD±0.08	0.91 SD±0.04
VS(%)	13.66 SD±0.02	1.62 SD±0.01
C (%)	5.33 SD±0.01	6.86 SD±0.03
H (%)	9.80 SD±0.05	6.78 SD±0.05
N (%)	0.53 SD±0.02	0.44 SD±0.02
C/N	10.06	15.59

3. BMP tests

Biochemical methane potential test (BMP) were carried out on specifically designed 1 l capacity vessels (Fig.2b) in boron-silicate glass, in specific conditions [29]. They are equipped with probes for pressure, temperature and pH measurement (Hanna Instruments HI9124, double junction electrode, resolution 0.01) and biogas sampling, in order to analyze its composition. Screw plugs guarantee the anaerobic conditions during the test. The vessels are maintained at constant temperature in a thermostatic bath covered with a PVC lid to avoid water evaporation (Figure 2a).

Biogas production is measured with pressure sensors (UNIK 5000, accuracy 0.04% and stability 0.05%), connected to a system (NANODAC) for data acquisition and record. Excess biogas is vented and sampled with an air tight syringe HAMILTON 1025SL; gas composition were analyzed chromatographically using a gas chromatograph (Varian Inc. CP-4900) equipped with 2 columns: a Molsieve 5A Backflush heated column (20 m x 0.53 mm), and a Pora PLOT U heated column (10 m x 0.53 mm). Argon and Helium were used as carrier gases. Injection temperature, column temperature and column pressure were set to 110°C, 120°C and 3.5 atm respectively for column 1, and 110°C, 150°C and 1.54 atm for column 2, respectively. The test was conducted in triplicate and one bottle was filled with only inoculum as blank (control assay). After filling the bottles, they were flushed with nitrogen gas, tightly sealed and incubated at 35°C. The bottles were shaken daily in order to create a homogeneous substrate preventing stratification of organic material and to improve biogas production.

The methane yield of inoculum was also measured as control and subtracted from that of each reactor.

It was not necessary to correct the initial pH of the mixture with acidic or with basic substances, since the measured values were included in the optimum range (Table 3). Batch reactors were operated with a residence average time of 41 days.

During the experimental tests both the quantity and the quality of the biogas produced was monitored and methane content of the biogas was periodically analyzed.




Fig. 2. (a) Thermostatic bath; (b) Bottle for BMP tests

Table 3 Substrate/Inoculums ratios

BOTTLE	COMPOSITION	M (%)	SV(Kg)	pH initial
1, 2, 3	Algae 30 g	94.19 SD±0.09	0.0046 SD±0.00	7.45 SD±0.01
	Dig. 90 g			
	water 45 g			
4 Blank	Dig. 200 g	97.47 SD±0.12	0.0016 SD±0.00	7.50 SD±0.01

4. Results and discussion

The biogas production curve is reported in Fig. 3, which shows an immediate start up and a continuous production. A correct balance between bacteria and organic matter allowed a regular and continuous degradation of the substrate. The peak of production was on the 9th day, after the biogas production rate decreased and the generation of methane mostly completed in 41 days. The rapid biogasification was probably due to rapid biodegradation of intracellular soluble organic matter. In general, hydrolysis of celluloses is a limiting step during anaerobic digestion of plant materials, since recalcitrant lignin protects cellulose against enzymatic attack by coating them [30].

However the body rigidity and structure of macrophytes is different from other plants, macrophytes have more flexible and softer body structure in order to adapt to the water flow [31].

The organic solid and lignocelluloses content of macrophytes significantly varies with species, lignin is a polyphenol that implies lower delignification rate [32].

Biogas composition during the test was measured: maximum methane percentage (51.4%) coincided with the maximum biogas production. The biogas and methane yields resulted 0.423 Nm³/kgSV and 0.217 Nm³/kgSV respectively in agreement with data from the Literature [33, 21] showing yields slightly lower for production of methane and slightly higher for biogas, probably due to absence of continuous mixing and to substantial lignin content, others studies have reported that lignin content influences the methane recovery [34, 35] in the range 156.4 - 444.3 mL biogas/g TS and from 0.13 to 0.17 L CH₄/g VS methane yield. The total CH₄ yield of submerged macrophytes greatly varied from 161.2 to 360.8 mL g-VS⁻¹ depending on species. [18]. However the presence of inoculum and the reduction of organic load, has ensured a complete performance of the process with an important methanogenic phase.

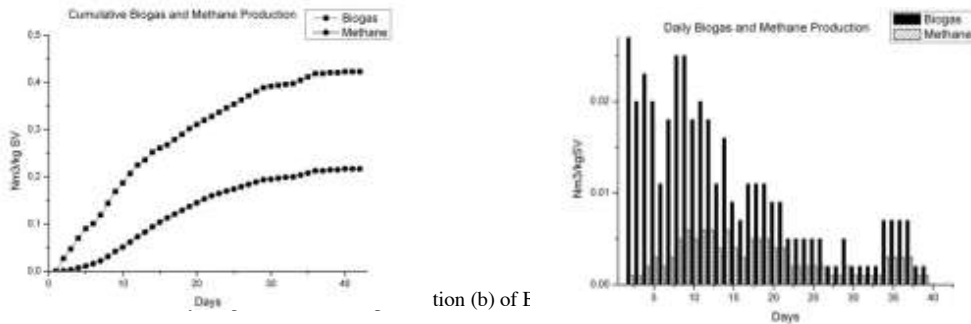


Fig. 3. (a)

tion (b) of F

5. Conclusions

Eutrophic water areas generate large amounts of algae that spread across the surface of the water, and are washed on shore on the coast. The algae problem is evident for a large part of the year, to keep the coastal clean, large quantities of algae need to be removed, and macrophytes may be used for the production of biogas. This study measured the productivity of biogas and methane from macrophytes obtained from Lesina Lagoon, through the biogasification potential of macrophytes inoculated with digestate from anaerobic sewage sludge treatment plant. The cumulative methane yield obtained was $0.217 \text{ Nm}^3/\text{kgSV}$ which is comparable to most of other aquatic weeds conducted in previous studies.

Overall biomass analyzed presents itself as a substrate suitable for anaerobic fermentation and characterized by good yields in terms of biogas and methane. The result obtained suggest that the biogas produced from macrophytes can be used for energy purposes due to a high methane content equal to 52%. This process could be applied to eutrophic ecosystems affected by algal blooms as an alternative to biomass transportation and landfilling.

Acknowledgement

Authors are thankful to the personnel of the National Research Council, Institute of Marine Sciences of the lagoon of Lesina (Foggia) for its contribution during the harvesting campaign.

References

- [1] Harun R, Singh M, Forde GM, Danquah M K. Bioprocess engineering of microalgae to produce a variety of consumer products. *Renew Sust Energy Rev* 2010; 14 (3) :1037-1047., ISSN: 1364-0321 DOI: 10.1016/j.rser.2009.11.004
- [2] Demirbas A. Biofuels sources, biofuel policy, biofuel economy and global biofuel projections. *Energy Convers Manage* 2008; 49 (8) : 2106-2116, , ISSN: 0196-8904, DOI: 10.1016/j.enconman.2008.02.020
- [3] Muñoz Escobar M, Voyevoda M, Fühner C, Zehndorf A. Potential uses of *Elodea nuttallii* – harvested biomass. *Energy Sustain Soc* 2011; C7-4 (1) : 1–8, ISSN: 2192-0567, DOI: 10.1186/2192-0567-1-4
- [4] O’Sullivan C, Rounsefell B, Grinham A, Clarke W, Udy J. Anaerobic digestion of harvested aquatic weeds: water hyacinth (*Eichhornia crassipes*), cabomba (*Cabomba caroliniana*) and salvinia (*Salvinia molesta*). *Ecol Eng* 2010; 36 (10) : 1459–1468, ISSN: 0925-8574, DOI: 10.1016/j.ecoleng.2010.06.027.
- [5] Belzunce MJ, Solaun O, Valencia V, Perez V. Contaminants in estuarine and coastal waters. In: Borja A, Collins M. Eds, *Oceanography and Marine Environment of the Basque Country*. Elsevier Oceanography Series 2004, p. 233-251. Amsterdam

- [6] Jones AB, O' Donohue MJ, Udy J, Dennison WC. Ass ecol impacts of shrimp and sewage effluent: biol indi with standards water qual analyses. *Estuarine Coastal and Shelf Science* 2001; **52** : 91-109. ISSN: **0272-7714**, DOI: 10.1006/ecss.2000.0729
- [7] D'Alessandro B, D'Amico M, Desideri U, Fantozzi F. The IPRP (Integrated Pyrolysis Regenerated Plant) technology: From concept to demonstration. *Applied Energy* 2013; **101**: 423–43, ISSN: 0306-2619 DOI: 10.1016/j.ap energy.2012.04.036
- [8] Fantozzi F, D'Alessandro B, Desideri U. Integrated Pyrolysis Regenerated Plant (IPRP): An efficient and scalable concept for gas turbine based energy conversion from biomass and waste. *Journal of Engineering for Gas Turbines and Power* 2007; Volume **127**, Issue 2, April 2005, Pages 348-357, ISSN: 07424795 DOI: 10.1115/1.1789513
- [9] Fantozzi F, D'Alessandro B, Desideri U. An IPRP (Integrated Pyrolysis Regenerated Plant) microscale demonstrative unit in Central Italy. *Proceedings of the ASME Turbo Expo*, Volume **1**, 2007, Pages 453-458, 2007 ASME Turbo Expo; Montreal, Que.; Canada, ISBN: 079184790X;978-079184790-9 DOI: 10.1115/GT2007-28000
- [10] Fantozzi F, D'Alessandro B, Bidini, G. IPRP (Integrated Pyrolysis Regenerated Plant): Gas turbine and externally heated rotary-kiln pyrolysis as a biomass and waste energy conversion system. Influence of thermodynamic parameters. *Proceedings of the Institution of Mechanical Engineers, Part A: Journal of Power and Energy*, Volume **217**, Issue 5, 2003, Pages 519-527, ISSN: 09576509 DOI: 10.1243/095765003322407566
- [11] Fantozzi F, Laranci P, Bianchi M, De Pascale A, Pinelli M, Cadorin M. CFD simulation of a microturbine annular combustion chamber fueled with methane and biomass pyrolysis syngas - Preliminary results" *Proceedings of the ASME Turbo Expo*, Volume **2**, 2009, Pages 811-822 2009 ASME Turbo Expo; Orlando, FL; United States; ISBN: 978-079184883-8 DOI: 10.1115/GT2009-60030
- [12] Fantozzi F, Colantoni S, Bartocci P, Desideri U. Rotary kiln slow pyrolysis for syngas and char production from biomass and waste - Part I: Working envelope of the reactor *Journal of Engineering for Gas Turbines and Power* Volume **129**, Issue 4, October 2007, Pages 901-907 ISSN: 07424795 DOI: 10.1115/1.2720521
- [13] Fantozzi F, Colantoni S, Bartocci P, Desideri U. Rotary kiln slow pyrolysis for syngas and char production from biomass and waste - Part II: Introducing product yields in the energy balance *Journal of Engineering for Gas Turbines and Power* Volume **129**, Issue 4, October 2007, Pages 908-913, ISSN: 07424795 DOI: 10.1115/1.2720539
- [14] Fantozzi F, Desideri U. Simulation of power plant transients with artificial neural networks: Application to an existing combined cycle, *Proceedings of the Institution of Mechanical Engineers, Part A: Journal of Power and Energy*, Volume **212**, Issue 5, 1998, Pages 299-313, ISSN: 09576509
- [15] D'Alessandro B, Laranci P, Testarmata F, Fantozzi F. Experimental and CFD evaluation of the part load performance of a micro gas turbine fuelled with CH₄-N₂ mixtures, *Proceedings of the ASME Turbo Expo*, Volume **1**, 2012, Pages 693-700, ASME Turbo Expo 2012: Turbine Technical Conference and Exposition, GT 2012; Copenhagen; Denmark; 11 June 2012 through 15 June 2012; ISBN: 978-079184467-0 DOI: 10.1115/GT2012-69790
- [16] Fantozzi F, Laranci P, Bidini G. CFD simulation of biomass pyrolysis syngas vs. natural gas in a microturbine annular combustor, *Proceedings of the ASME Turbo Expo* Volume **1**, 2010, Pages 649-658 ASME Turbo Expo 2010: Power for Land, Sea, and Air, GT 2010; Glasgow; United Kingdom; ISBN: 978-079184396-3 DOI: 10.1115/GT2010-23473
- [17] Laranci P, Bursi E, Fantozzi F. Numerical analysis of a microturbine combustion chamber modified for biomass derived syngas, *Proceedings of the ASME Turbo Expo*, Volume **2**, Issue PARTS A AND B, 2011, Pages 541-548 ASME 2011 Turbo Expo: Turbine Technical Conference and Exposition, GT2011; Vancouver, BC; Canada; ISBN: 978-079185462-4 DOI: 10.1115/GT2011-45551
- [18] Koyama M, Yamamoto S, Ishikawa K, Ban S, Toda T. Anaerobic digestion of submerged macrophytes: chemical composition and anaerobic digestibility. *Ecol Eng* 2014; **69** : 304–309, ISSN: 0925-8574, DOI: 10.1016/j.ecoleng.2014.05.013
- [19] Patel V, Desai M, Madamwar D. Thermoch pretrea of water hyacinth for improved biomet. *Appl Biochem Biotechnol* 1993; **42** (1) : 67–74., ISSN: 1559-0291 DOI: 10.1007/BF02788902
- [20] Matsui T, Koike Y. Methane ferm of a mixture of seaweed and milk at a pilot-scale plant. *J of Biosc and Bioengineering* 2010; **110** (5) : 558 – 563, ISSN: Journal of Bioscience and Bioengineering, DOI: 10.1016/j.jbiosc.2010.06.011

- [21] Rodriguez C, Alaswad A, Mooney J, Prescott T, Olab AG. Review Pre-treatment t used for anae diges of algae. Fuel Processing Technology (article in press) 2015. doi:10.1016/j.fuproc.2015.06.027
- [22] Ward AL, Lewis DM , Green FB. Anaer digest of algae biom: A rev. Algal Research 2014 ; **5** 204–214. doi:10.1016/j.algal.2014.02.001
- [23] Lee SM, Kim GH, Lee JH. Bio-gas production by co-fermentation from the brown algae, Laminaria japonica. Journal of Industrial and Engineering Chemistry 2012; **18**: 1512–1514. doi:10.1016/j.jiec.2012.02.014
- [24] Manini E, Breber P, D’Adamo R, Spagnoli R, Danovaro R. Lagoon of Lesina. Final Report of the LaguNet workshop land–ocean interactions in the coastal zone (LOICZ). Nutrient fluxes in transitional zones of the Italian coast. In: Giordani G, Viaroli P, Swaney DP, Murray CN, Zaldivar JM, Marshall Crossland JI. Eds, LOICZ Reports and Studies 2002, p. 49–54.
- [25] Cecere E, Petrocelli A, Izzo G, Sfriso A. Flora and veg of the italian tran water systems. CORILA - Cons per la Gest del C di Coo delle Ric Ine il Sist Lag Venezia (Italia) 2009, MULTIGRAF, ISBN 9788889405109
- [26] Fantozzi F, Buratti C. Biogas produ from different substrates in an experimental Continuously Stirred Tank Reactor anaerobic digester. Bioresource Technol 2009; **100**:5783-9, ISSN:, DOI: 10.1016/j.biortech.2009.06.013
- [27] Fantozzi F, Buratti C. Anaerobic digestion of mechanically treated OFMSW: Experimental data on biogas/methane production and residues characterization. Bioresource Technol 2011; **102**:8885-92, ISSN:, DOI:10.1016/j.biortech.2011.06.077
- [28] Fantozzi F, Massoli S, Buratti C, Morlino C. Analysis of biogas yield and quality produced by anaerobic digestion of different combination of biomass and inoculum. In: Proceedings of 16th Biomass Conference and Exhibition, 2008;Valencia (ES). ISBN 8889407585.
- [29] Owen WF, Stuckey DC, Healy JB, Young LY, McCarty PL. Bioassay for mon bioch meth pot and ana toxicity. Water Research 1979; **13**:485–492.ISSN: 0043-1354, DOI: 10.1016/0043-1354(79)90043-5
- [30] Barakat A, Monlau F, Steyer JP, Carrere H. Effect of lig deri and furan comp found in lignocell hydrol on biom production. Bioresour Technol 2012; **104** : 90–99, ISSN: 0960-8524, DOI: 10.1016/j.biortech.2011.10.060
- [31] Smolders AJP, Vergeer LHT, Van der Velde G, Roelofs JGM. Phe cont of subm, emer and floating le of aquatic and semi-aq macr spe: why do they differ? Oikos 2000; **91** (2) : 307–310, ISSN: 1600-0706, DOI: 10.1034/j.1600-0706.2000.910211.x
- [32] del Rio JC, Gutiérrez A, Rodríguez IM, Ibarra D, Martínez AT. Composition of non-woody plant lignins and cinnamic acids by Py-GC/MS,Py/TMAH and FT-IR. J Anal Appl Pyrolysis 2007; **79** (1) : 39–46, ISSN: 0165-2370, DOI: 10.1016/j.jaap.2006.09.003
- [33] Chandra R, Vijay VK, Subbarao PMV, Khura TK. Production of methane from anaerobic digestion of jatropa and pongamia oil cakes. Appl Energy 2012; **93**:148–159, ISSN : 0306-2619, DOI: 10.1016/j.apenergy.2010.10.049
- [34] Triolo JM, Sommer SG, Moller HB, Weisbjerg MR, Jiang XY. A new algorithm to characterize biodegradability of biomass during anaerobic digestion: influence of lignin concentration on methane production potential. Bioresour Technol 2011; **102** (20) : 9395–9402, ISSN: 0960-8524, DOI: 10.1016/j.biortech.2011.07.026
- [35] Frigon JC, Mehta P, Guiot SR. Impact of mechl, chel and enzym pre-treatments on the methane yield from the anaerobic digestion of switch grass. Biomass and Bioenergy 2012; **36**: 1–11, ISSN: 0961-9534, DOI: 10.1016/j.biombioe.2011.02.013
- CEN/TS 14774. Methods for determination of moisture content – Oven dry method– Part 3: Moisture in the analysis sample.
- CEN/TS 14775. Method for the determination of ash content.
- CEN/TS 15104. Solid biofuels. Determination of total content of carbon, hydrogen and nitrogen – Instrumental methods.
- CEN/TS 15148. Solid Biofuels - Method for the determination of the content of volatile matter.



Biography

Annarita Pugliese graduated in Biological Sciences at the University of Perugia, specializing in Chemistry at the University of Pisa and a PhD in Energy Engineering. She is involved in biomass and waste to energy technologies. She has participated in several national and regional projects on bioenergy.