



Contents lists available at SciVerse ScienceDirect

## Physics Letters B

www.elsevier.com/locate/physletb



# Measurement of the $t$ dependence in exclusive photoproduction of $\Upsilon(1S)$ mesons at HERA

ZEUS Collaboration

H. Abramowicz<sup>as,53</sup>, I. Abt<sup>ai</sup>, L. Adamczyk<sup>m</sup>, M. Adamus<sup>bb</sup>, R. Aggarwal<sup>g,21</sup>, S. Antonelli<sup>d</sup>, P. Antonioli<sup>c</sup>, A. Antonov<sup>ag</sup>, M. Arneodo<sup>ax</sup>, V. Aushev<sup>z,aa,44</sup>, Y. Aushev<sup>aa,44,46</sup>, O. Bachynska<sup>o</sup>, A. Bamberger<sup>s</sup>, A.N. Barakbaev<sup>y</sup>, G. Barbagli<sup>q</sup>, G. Bari<sup>c</sup>, F. Barreiro<sup>ad</sup>, N. Bartosik<sup>aa,47</sup>, D. Bartsch<sup>e</sup>, M. Basile<sup>d</sup>, O. Behnke<sup>o</sup>, J. Behr<sup>o</sup>, U. Behrens<sup>o</sup>, L. Bellagamba<sup>c</sup>, A. Bertolin<sup>am</sup>, S. Bhadra<sup>be</sup>, M. Bindi<sup>d</sup>, C. Blohm<sup>o</sup>, V. Bokhonov<sup>z,44</sup>, T. Bołd<sup>m</sup>, K. Bondarenko<sup>aa</sup>, E.G. Boos<sup>y</sup>, K. Borras<sup>o</sup>, D. Boscherini<sup>c</sup>, D. Bot<sup>o</sup>, I. Brock<sup>e</sup>, E. Brownson<sup>bd</sup>, R. Brugnera<sup>an</sup>, N. Brümmer<sup>ak</sup>, A. Bruni<sup>c</sup>, G. Bruni<sup>c</sup>, B. Brzozowska<sup>ba</sup>, P.J. Bussey<sup>t</sup>, B. Bylsma<sup>ak</sup>, A. Caldwell<sup>ai</sup>, M. Capua<sup>h</sup>, R. Carlin<sup>an</sup>, C.D. Catterall<sup>be</sup>, S. Chekanov<sup>a</sup>, J. Chwastowski<sup>l,23</sup>, J. Ciborowski<sup>ba,57</sup>, R. Ciesielski<sup>o,25</sup>, L. Cifarelli<sup>d</sup>, F. Cindolo<sup>c</sup>, A. Contin<sup>d</sup>, A.M. Cooper-Sarkar<sup>al</sup>, N. Coppola<sup>o,26</sup>, M. Corradi<sup>c</sup>, F. Corriveau<sup>ae</sup>, M. Costa<sup>aw</sup>, G. D'Agostini<sup>aq</sup>, F. Dal Corso<sup>am</sup>, J. del Peso<sup>ad</sup>, R.K. Dementiev<sup>ah</sup>, S. De Pasquale<sup>d,19</sup>, M. Derrick<sup>a</sup>, R.C.E. Devenish<sup>al</sup>, D. Dobur<sup>s,37</sup>, B.A. Dolgoshein<sup>ag,45</sup>, G. Dolinska<sup>z,aa</sup>, A.T. Doyle<sup>t</sup>, V. Drugakov<sup>p</sup>, L.S. Durkin<sup>ak</sup>, S. Dusini<sup>am</sup>, Y. Eisenberg<sup>bc</sup>, P.F. Ermolov<sup>ah,45</sup>, A. Eskreys<sup>l,45</sup>, S. Fang<sup>o,27</sup>, S. Fazio<sup>h</sup>, J. Ferrando<sup>al</sup>, M.I. Ferrero<sup>aw</sup>, J. Figiel<sup>l</sup>, M. Forrest<sup>t,40</sup>, B. Foster<sup>al,49</sup>, G. Gach<sup>m</sup>, A. Galas<sup>l</sup>, E. Gallo<sup>q</sup>, A. Garfagnini<sup>an</sup>, A. Geiser<sup>o</sup>, I. Gialas<sup>u,41</sup>, L.K. Gladilin<sup>ah,48</sup>, D. Gladkov<sup>ag</sup>, C. Glasman<sup>ad</sup>, O. Gogota<sup>z,aa</sup>, Yu.A. Golubkov<sup>ah</sup>, P. Göttlicher<sup>o,28</sup>, I. Grabowska-Bołd<sup>m</sup>, J. Grebenyuk<sup>o</sup>, I. Gregor<sup>o</sup>, G. Grigorescu<sup>aj</sup>, G. Grzelak<sup>ba</sup>, O. Gueta<sup>as</sup>, M. Guzik<sup>m</sup>, C. Gwenlan<sup>al,50</sup>, T. Haas<sup>o</sup>, W. Hain<sup>o</sup>, R. Hamatsu<sup>av</sup>, J.C. Hart<sup>ar</sup>, H. Hartmann<sup>e</sup>, G. Hartner<sup>be</sup>, E. Hilger<sup>e</sup>, D. Hochman<sup>bc</sup>, R. Hori<sup>au</sup>, K. Horton<sup>al,51</sup>, A. Hüttmann<sup>o</sup>, Z.A. Ibrahim<sup>j</sup>, Y. Iga<sup>ap</sup>, R. Ingbir<sup>as</sup>, M. Ishitsuka<sup>at</sup>, H.-P. Jakob<sup>e</sup>, F. Januschek<sup>o</sup>, T.W. Jones<sup>az</sup>, M. Jüngst<sup>e</sup>, I. Kadenko<sup>aa</sup>, B. Kahle<sup>o</sup>, S. Kananov<sup>as</sup>, T. Kanno<sup>at</sup>, U. Karshon<sup>bc</sup>, F. Karstens<sup>s,38</sup>, I.I. Katkov<sup>o,29</sup>, M. Kaur<sup>g</sup>, P. Kaur<sup>g,21</sup>, A. Keramidas<sup>aj</sup>, L.A. Khein<sup>ah</sup>, J.Y. Kim<sup>i</sup>, D. Kisielewska<sup>m</sup>, S. Kitamura<sup>av,55</sup>, R. Klanner<sup>v</sup>, U. Klein<sup>o,30</sup>, E. Koffeman<sup>aj</sup>, P. Kooijman<sup>aj</sup>, Ie. Korol<sup>z,aa</sup>, I.A. Korzhavina<sup>ah,48</sup>, A. Kotański<sup>n,24</sup>, U. Kötz<sup>o</sup>, H. Kowalski<sup>o</sup>, O. Kuprash<sup>o</sup>, M. Kuze<sup>at</sup>, A. Lee<sup>ak</sup>, B.B. Levchenko<sup>ah</sup>, A. Levy<sup>as,\*</sup>, V. Libov<sup>o</sup>, S. Limentani<sup>an</sup>, T.Y. Ling<sup>ak</sup>, M. Lisovyi<sup>o</sup>, E. Lobodzinska<sup>o</sup>, W. Lohmann<sup>p</sup>, B. Lühr<sup>o</sup>, E. Lohrmann<sup>v</sup>, K.R. Long<sup>w</sup>, A. Longhin<sup>am</sup>, D. Lontkovskiy<sup>o</sup>, O.Yu. Lukina<sup>ah</sup>, J. Maeda<sup>at,54</sup>, S. Magill<sup>a</sup>, I. Makarenko<sup>o</sup>, J. Malka<sup>o</sup>, R. Mankel<sup>o</sup>, A. Margotti<sup>c</sup>, G. Marini<sup>aq</sup>, J.F. Martin<sup>ay</sup>, A. Mastroberardino<sup>h</sup>, M.C.K. Mattingly<sup>b</sup>, I.-A. Melzer-Pellmann<sup>o</sup>, S. Mergelmeyer<sup>e</sup>, S. Miglioranza<sup>o,31</sup>, F. Mohamad Idris<sup>j</sup>, V. Monaco<sup>aw</sup>, A. Montanari<sup>o</sup>, J.D. Morris<sup>f,20</sup>, K. Mujkic<sup>o,32</sup>, B. Musgrave<sup>a</sup>, K. Nagano<sup>x</sup>, T. Namsoo<sup>o,33</sup>, R. Nania<sup>c</sup>, A. Nigro<sup>aq</sup>, Y. Ning<sup>k</sup>, T. Nobe<sup>at</sup>, U. Noor<sup>be</sup>, D. Notz<sup>o</sup>, R.J. Nowak<sup>ba</sup>, A.E. Nuncio-Quiroz<sup>e</sup>, B.Y. Oh<sup>ao</sup>, N. Okazaki<sup>au</sup>, K. Oliver<sup>al</sup>, K. Olkiewicz<sup>l</sup>, Yu. Onishchuk<sup>aa</sup>,

\* Corresponding author.

E-mail address: levy@alzt.tau.ac.il (A. Levy).

<sup>1</sup> Supported by the US Department of Energy.<sup>2</sup> Supported by the Italian National Institute for Nuclear Physics (INFN).<sup>3</sup> Supported by the German Federal Ministry for Education and Research (BMBF), under contract No. 05 H09PDF.<sup>4</sup> Supported by the Science and Technology Facilities Council, UK.<sup>5</sup> Supported by an FRGS grant from the Malaysian government.<sup>6</sup> Supported by the US National Science Foundation. Any opinion, findings and conclusions or recommendations expressed in this material are those of the authors and do not necessarily reflect the views of the National Science Foundation.<sup>7</sup> Supported by the Polish Ministry of Science and Higher Education as a scientific project No. DPN/N188/DESY/2009.

K. Papageorgiu<sup>u</sup>, A. Parenti<sup>o</sup>, E. Paul<sup>e</sup>, J.M. Pawlak<sup>ba</sup>, B. Pawlik<sup>l</sup>, P.G. Pelfer<sup>r</sup>, A. Pellegrino<sup>aj</sup>, W. Perlański<sup>ba,58</sup>, H. Perrey<sup>o</sup>, K. Piotrkowski<sup>ac</sup>, P. Pluciński<sup>bb,59</sup>, N.S. Pokrovskiy<sup>y</sup>, A. Polini<sup>c</sup>, A.S. Proskuryakov<sup>ah</sup>, M. Przybycień<sup>m</sup>, A. Raval<sup>o</sup>, D.D. Reeder<sup>bd</sup>, B. Reisert<sup>ai</sup>, Z. Ren<sup>k</sup>, J. Repond<sup>a</sup>, Y.D. Ri<sup>av,56</sup>, A. Robertson<sup>al</sup>, P. Roloff<sup>o,31</sup>, I. Rubinsky<sup>o</sup>, M. Ruspa<sup>ax</sup>, R. Sacchi<sup>aw</sup>, A. Salii<sup>aa</sup>, U. Samson<sup>e</sup>, G. Sartorelli<sup>d</sup>, A.A. Savin<sup>bd</sup>, D.H. Saxon<sup>t</sup>, M. Schioppa<sup>h</sup>, S. Schlenstedt<sup>p</sup>, P. Schleper<sup>v</sup>, W.B. Schmidke<sup>ai</sup>, U. Schneekloth<sup>o</sup>, V. Schönberg<sup>e</sup>, T. Schörner-Sadenius<sup>o</sup>, J. Schwartz<sup>ae</sup>, F. Sciulli<sup>k</sup>, L.M. Shcheglova<sup>ah</sup>, R. Shehzadi<sup>e</sup>, S. Shimizu<sup>au,31</sup>, I. Singh<sup>g,21</sup>, I.O. Skillicorn<sup>t</sup>, W. Słomiński<sup>n</sup>, W.H. Smith<sup>bd</sup>, V. Sola<sup>aw</sup>, A. Solano<sup>aw</sup>, D. Son<sup>ab</sup>, V. Sosnovtsev<sup>ag</sup>, A. Spiridonov<sup>o,34</sup>, H. Stadie<sup>v</sup>, L. Stanco<sup>am</sup>, A. Stern<sup>as</sup>, T.P. Stewart<sup>ay</sup>, A. Stifutkin<sup>ag</sup>, P. Stopa<sup>l</sup>, S. Suchkov<sup>ag</sup>, G. Susinno<sup>h</sup>, L. Suszycki<sup>m</sup>, J. Sztuk-Dambietz<sup>v</sup>, D. Szuba<sup>v</sup>, J. Szuba<sup>o,35</sup>, A.D. Tapper<sup>w</sup>, E. Tassi<sup>h,22</sup>, J. Terrón<sup>ad</sup>, T. Theedt<sup>o</sup>, H. Tiecke<sup>aj</sup>, K. Tokushuku<sup>x,42</sup>, O. Tomalak<sup>aa</sup>, J. Tomaszewska<sup>o,36</sup>, T. Tsurugai<sup>af</sup>, M. Turcato<sup>v</sup>, T. Tymieniecka<sup>bb,60</sup>, M. Vázquez<sup>aj,31</sup>, A. Verbytskyi<sup>o</sup>, O. Viazlo<sup>z,aa</sup>, N.N. Vlasov<sup>s,39</sup>, O. Volynets<sup>aa</sup>, R. Walczak<sup>al</sup>, W.A.T. Wan Abdullah<sup>j</sup>, J.J. Whitmore<sup>ao,52</sup>, L. Wiggers<sup>aj</sup>, M. Wing<sup>az</sup>, M. Wlasenko<sup>e</sup>, G. Wolf<sup>o</sup>, H. Wolfe<sup>bd</sup>, K. Wrona<sup>o</sup>, A.G. Yagües-Molina<sup>o</sup>, S. Yamada<sup>x</sup>, Y. Yamazaki<sup>x,43</sup>, R. Yoshida<sup>a</sup>, C. Youngman<sup>o</sup>, A.F. Żarnecki<sup>ba</sup>, L. Zawiejski<sup>l</sup>, O. Zenaiev<sup>o</sup>, W. Zeuner<sup>o,31</sup>, B.O. Zhautykov<sup>y</sup>, N. Zhmak<sup>z,44</sup>, C. Zhou<sup>ae</sup>, A. Zichichi<sup>d</sup>, Z. Zolkapli<sup>j</sup>, M. Zolko<sup>aa</sup>, D.S. Zotkin<sup>ah</sup>

<sup>a</sup> Argonne National Laboratory, Argonne, IL 60439-4815, USA<sup>1</sup>

<sup>b</sup> Andrews University, Berrien Springs, MI 49104-0380, USA

<sup>c</sup> INFN Bologna, Bologna, Italy<sup>2</sup>

<sup>d</sup> University and INFN Bologna, Bologna, Italy<sup>2</sup>

<sup>e</sup> Physikalisches Institut der Universität Bonn, Bonn, Germany<sup>3</sup>

<sup>f</sup> H.H. Wills Physics Laboratory, University of Bristol, Bristol, United Kingdom<sup>4</sup>

<sup>g</sup> Panjab University, Department of Physics, Chandigarh, India

<sup>h</sup> Calabria University, Physics Department and INFN, Cosenza, Italy<sup>2</sup>

<sup>i</sup> Institute for Universe and Elementary Particles, Chonnam National University, Kwangju, South Korea

<sup>j</sup> Jabatan Fizik, Universiti Malaya, 50603 Kuala Lumpur, Malaysia<sup>5</sup>

<sup>k</sup> Nevis Laboratories, Columbia University, Irvington on Hudson, NY 10027, USA<sup>6</sup>

<sup>l</sup> The Henryk Niewodniczanski Institute of Nuclear Physics, Polish Academy of Sciences, Krakow, Poland<sup>7</sup>

<sup>m</sup> AGH-University of Science and Technology, Faculty of Physics and Applied Computer Science, Krakow, Poland<sup>8</sup>

<sup>n</sup> Department of Physics, Jagellonian University, Cracow, Poland

<sup>o</sup> Deutsches Elektronen-Synchrotron DESY, Hamburg, Germany

<sup>p</sup> Deutsches Elektronen-Synchrotron DESY, Zeuthen, Germany

<sup>q</sup> INFN Florence, Florence, Italy<sup>2</sup>

<sup>r</sup> University and INFN Florence, Florence, Italy<sup>2</sup>

<sup>s</sup> Fakultät für Physik der Universität Freiburg i.Br., Freiburg i.Br., Germany

<sup>t</sup> School of Physics and Astronomy, University of Glasgow, Glasgow, United Kingdom<sup>4</sup>

<sup>u</sup> Department of Engineering in Management and Finance, University of the Aegean, Chios, Greece

<sup>v</sup> Hamburg University, Institute of Experimental Physics, Hamburg, Germany<sup>9</sup>

<sup>w</sup> Imperial College London, High Energy Nuclear Physics Group, London, United Kingdom<sup>4</sup>

<sup>x</sup> Institute of Particle and Nuclear Studies, KEK, Tsukuba, Japan<sup>10</sup>

<sup>y</sup> Institute of Physics and Technology of Ministry of Education and Science of Kazakhstan, Almaty, Kazakhstan

<sup>z</sup> Institute for Nuclear Research, National Academy of Sciences, Kyiv, Ukraine

<sup>aa</sup> Department of Nuclear Physics, National Taras Shevchenko University of Kyiv, Kyiv, Ukraine

<sup>ab</sup> Kyungpook National University, Center for High Energy Physics, Daegu, South Korea<sup>11</sup>

<sup>ac</sup> Institut de Physique Nucléaire, Université Catholique de Louvain, Louvain-la-Neuve, Belgium<sup>12</sup>

<sup>ad</sup> Departamento de Física Teórica, Universidad Autónoma de Madrid, Madrid, Spain<sup>13</sup>

<sup>ae</sup> Department of Physics, McGill University, Montréal, Québec, Canada H3A 2T8<sup>14</sup>

<sup>af</sup> Meiji Gakuin University, Faculty of General Education, Yokohama, Japan<sup>10</sup>

<sup>ag</sup> Moscow Engineering Physics Institute, Moscow, Russia<sup>15</sup>

<sup>ah</sup> Moscow State University, Institute of Nuclear Physics, Moscow, Russia<sup>16</sup>

<sup>ai</sup> Max-Planck-Institut für Physik, München, Germany

<sup>aj</sup> NIKHEF and University of Amsterdam, Amsterdam, Netherlands<sup>17</sup>

<sup>ak</sup> Physics Department, Ohio State University, Columbus, OH 43210, USA<sup>1</sup>

<sup>al</sup> Department of Physics, University of Oxford, Oxford, United Kingdom<sup>4</sup>

<sup>am</sup> INFN Padova, Padova, Italy<sup>2</sup>

<sup>an</sup> Dipartimento di Fisica dell'Università and INFN, Padova, Italy<sup>2</sup>

<sup>ao</sup> Department of Physics, Pennsylvania State University, University Park, PA 16802, USA<sup>6</sup>

<sup>ap</sup> Polytechnic University, Sagami, Japan<sup>10</sup>

<sup>aq</sup> Dipartimento di Fisica, Università 'La Sapienza' and INFN, Rome, Italy<sup>2</sup>

<sup>ar</sup> Rutherford Appleton Laboratory, Chilton, Didcot, Oxon, United Kingdom<sup>4</sup>

<sup>as</sup> Raymond and Beverly Sackler Faculty of Exact Sciences, School of Physics, Tel Aviv University, Tel Aviv, Israel<sup>18</sup>

<sup>at</sup> Department of Physics, Tokyo Institute of Technology, Tokyo, Japan<sup>10</sup>

<sup>au</sup> Department of Physics, University of Tokyo, Tokyo, Japan<sup>10</sup>

<sup>av</sup> Tokyo Metropolitan University, Department of Physics, Tokyo, Japan<sup>10</sup>

<sup>aw</sup> Università di Torino and INFN, Torino, Italy<sup>2</sup>

<sup>ax</sup> Università del Piemonte Orientale, Novara, and INFN, Torino, Italy<sup>2</sup>

<sup>ay</sup> Department of Physics, University of Toronto, Toronto, Ontario, Canada M5S 1A7<sup>14</sup>

<sup>az</sup> Physics and Astronomy Department, University College London, London, United Kingdom<sup>4</sup>

<sup>ba</sup> Faculty of Physics, University of Warsaw, Warsaw, Poland

<sup>bb</sup> National Centre for Nuclear Research, Warsaw, Poland

<sup>bc</sup> Department of Particle Physics and Astrophysics, Weizmann Institute, Rehovot, Israel

<sup>bd</sup> Department of Physics, University of Wisconsin, Madison, WI 53706, USA<sup>1</sup>

<sup>be</sup> Department of Physics, York University, Ontario, Canada M3J 1P3<sup>14</sup>

## ARTICLE INFO

### Article history:

Received 7 November 2011

Received in revised form 2 January 2012

Accepted 4 January 2012

Available online 9 January 2012

Editor: W.-D. Schlatter

## ABSTRACT

The exclusive photoproduction reaction  $\gamma p \rightarrow \Upsilon(1S)p$  has been studied with the ZEUS detector in  $ep$  collisions at HERA using an integrated luminosity of  $468 \text{ pb}^{-1}$ . The measurement covers the kinematic range  $60 < W < 220 \text{ GeV}$  and  $Q^2 < 1 \text{ GeV}^2$ , where  $W$  is the photon–proton centre-of-mass energy and  $Q^2$  is the photon virtuality. The exponential slope,  $b$ , of the  $t$  dependence of the cross section, where  $t$  is the squared four-momentum transfer at the proton vertex, has been measured, yielding  $b = 4.3^{+2.0}_{-1.3}(\text{stat.})^{+0.5}_{-0.6}(\text{sys.}) \text{ GeV}^{-2}$ . This constitutes the first measurement of the  $t$  dependence of the  $\gamma p \rightarrow \Upsilon(1S)p$  cross section.

© 2012 Elsevier B.V. Open access under [CC BY license](#).

<sup>8</sup> Supported by the Polish Ministry of Science and Higher Education and its grants for Scientific Research.

<sup>9</sup> Supported by the German Federal Ministry for Education and Research (BMBF), under contract No. 05h09GUF, and the SFB 676 of the Deutsche Forschungsgemeinschaft (DFG).

<sup>10</sup> Supported by the Japanese Ministry of Education, Culture, Sports, Science and Technology (MEXT) and its grants for Scientific Research.

<sup>11</sup> Supported by the Korean Ministry of Education and Korea Science and Engineering Foundation.

<sup>12</sup> Supported by FNRS and its associated funds (IISN and FRIA) and by an Inter-University Attraction Poles Programme subsidised by the Belgian Federal Science Policy Office.

<sup>13</sup> Supported by the Spanish Ministry of Education and Science through funds provided by CICYT.

<sup>14</sup> Supported by the Natural Sciences and Engineering Research Council of Canada (NSERC).

<sup>15</sup> Partially supported by the German Federal Ministry for Education and Research (BMBF).

<sup>16</sup> Supported by RF Presidential grant No. 4142.2010.2 for Leading Scientific Schools, by the Russian Ministry of Education and Science through its grant for Scientific Research on High Energy Physics and under contract No. 02.740.11.0244.

<sup>17</sup> Supported by the Netherlands Foundation for Research on Matter (FOM).

<sup>18</sup> Supported by the Israel Science Foundation.

<sup>19</sup> Now at University of Salerno, Italy.

<sup>20</sup> Now at Queen Mary University of London, United Kingdom.

<sup>21</sup> Also funded by Max Planck Institute for Physics, Munich, Germany.

<sup>22</sup> Also Senior Alexander von Humboldt Research Fellow at Hamburg University, Institute of Experimental Physics, Hamburg, Germany.

<sup>23</sup> Also at Cracow University of Technology, Faculty of Physics, Mathematics and Applied Computer Science, Poland.

<sup>24</sup> Supported by the research grant No. 1 P03B 04529 (2005–2008).

<sup>25</sup> Now at Rockefeller University, New York, NY 10065, USA.

<sup>26</sup> Now at DESY group FS-CFEL-1.

<sup>27</sup> Now at Institute of High Energy Physics, Beijing, China.

<sup>28</sup> Now at DESY group FEB, Hamburg, Germany.

<sup>29</sup> Also at Moscow State University, Russia.

<sup>30</sup> Now at University of Liverpool, United Kingdom.

<sup>31</sup> Now at CERN, Geneva, Switzerland.

<sup>32</sup> Also affiliated with University College London, UK.

<sup>33</sup> Now at Goldman Sachs, London, UK.

<sup>34</sup> Also at Institute of Theoretical and Experimental Physics, Moscow, Russia.

<sup>35</sup> Also at FPACS, AGH-UST, Cracow, Poland.

<sup>36</sup> Partially supported by Warsaw University, Poland.

<sup>37</sup> Now at Istituto Nazionale di Fisica Nucleare (INFN), Pisa, Italy.

<sup>38</sup> Now at Haase Energie Technik AG, Neumünster, Germany.

<sup>39</sup> Now at Department of Physics, University of Bonn, Germany.

<sup>40</sup> Now at Biodiversität und Klimaforschungszentrum (BiK-F), Frankfurt, Germany.

<sup>41</sup> Also affiliated with DESY, Germany.

<sup>42</sup> Also at University of Tokyo, Japan.

<sup>43</sup> Now at Kobe University, Japan.

<sup>44</sup> Supported by DESY, Germany.

<sup>45</sup> Deceased.

<sup>46</sup> Member of National Technical University of Ukraine, Kyiv Polytechnic Institute, Kyiv, Ukraine.

<sup>47</sup> Member of National University of Kyiv – Mohyla Academy, Kyiv, Ukraine.

<sup>48</sup> Partly supported by the Russian Foundation for Basic Research, grant 11-02-91345-DFG\_a.

<sup>49</sup> Alexander von Humboldt Professor; also at DESY and University of Oxford.

<sup>50</sup> STFC Advanced Fellow.

<sup>51</sup> Nee Korcsak-Gorzo.

<sup>52</sup> This material was based on work supported by the National Science Foundation, while working at the Foundation.

<sup>53</sup> Also at Max Planck Institute for Physics, Munich, Germany, External Scientific Member.

<sup>54</sup> Now at Tokyo Metropolitan University, Japan.

<sup>55</sup> Now at Nihon Institute of Medical Science, Japan.

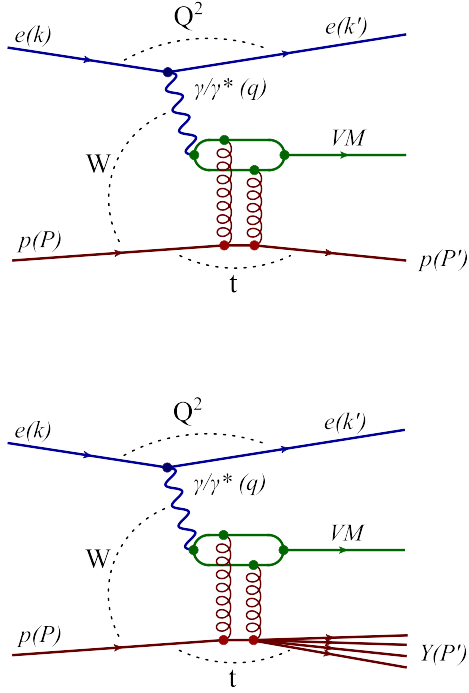
<sup>56</sup> Now at Osaka University, Osaka, Japan.

<sup>57</sup> Also at Łódź University, Poland.

<sup>58</sup> Member of Łódź University, Poland.

<sup>59</sup> Now at Department of Physics, Stockholm University, Stockholm, Sweden.

<sup>60</sup> Also at Cardinal Stefan Wyszyński University, Warsaw, Poland.



**Fig. 1.** Diagrams for (top) exclusive and (bottom) proton-dissociative vector-meson photoproduction in  $ep$  interactions. The variables describing the kinematics of both processes are introduced in Section 3.

## 1. Introduction

In exclusive photoproduction of heavy vector mesons (VMs),  $J/\psi$  and  $\Upsilon$ , the masses of the charm and the bottom quarks provide a hard scale and the process can be described by models based on perturbative QCD (pQCD) [1,2]. The interaction may be viewed at leading order as shown in Fig. 1: the photon fluctuates into a  $q\bar{q}$  state of small transverse size, which interacts with partons in the proton through a two-gluon colour-singlet state, forming a heavy vector meson. Thus the cross section is proportional to the square of the gluon density in the proton. A characteristic feature of heavy VM photoproduction is the rapid rise of the cross section with the photon–proton centre-of-mass energy,  $W$ . This can be explained through the increasing gluon density with decreasing fractional momentum,  $x \propto 1/W^2$  (where the  $x$  region accessible in heavy-quark production at HERA is  $10^{-4} < x < 10^{-2}$ ). Numerous studies have shown that the dependence of the cross section on  $W$  can be parameterised as  $\sigma \propto W^\delta$  [3,4]. Measurements for the  $J/\psi$  meson [5,6] yielded  $\delta \approx 0.7$ . A higher value of  $\delta \approx 1.7$  has been predicted for exclusive photoproduction of  $\Upsilon(1S)$  mesons in leading-order pQCD [7], consistent with the recent ZEUS measurement:  $\delta = 1.2 \pm 0.8$  [8].

Studies of the exclusive photoproduction of light and heavy vector mesons [3] have shown that the  $t$  dependence of the differential cross section may be approximated in the region of small  $t$  ( $|t| < 1 \text{ GeV}^2$ ) with a single exponential:  $d\sigma/d|t| \propto \exp(-b|t|)$ , where  $t$  is the four-momentum transfer squared at the proton vertex. The slope parameter,  $b$ , measured at ZEUS for exclusive  $J/\psi$  production [5] at  $W_0 = 90 \text{ GeV}$  is  $b = 4.15 \pm 0.05(\text{stat.})_{-0.18}^{+0.30}(\text{syst.}) \text{ GeV}^{-2}$  and exhibits a logarithmic variation:  $b(W) = b_0 + 2\alpha' \ln(W/W_0)^2$ , where  $\alpha' \approx 0.1 \text{ GeV}^{-2}$ . In an optical model approach for exclusive production of VMs, the slope parameter  $b$  is related to the radii of the proton,  $R_p$ , and the vector meson,  $R_{VM}$ , according to the approximate formula:  $b \approx (R_p^2 + R_{VM}^2)/4$ . The value of  $b$  measured for  $J/\psi$  production is approximately

equal to that expected from the size of the proton ( $b \approx 4 \text{ GeV}^{-2}$ ), in agreement with calculations based on pQCD [9]. This suggests that the size of the  $J/\psi$  is small compared to that of the proton. A similar picture is expected in the case of exclusive  $\Upsilon(1S)$  production [10,11].

The present Letter reports on the first measurement of  $b$  in exclusive  $\Upsilon(1S)$  photoproduction, observed in the  $\mu^+\mu^-$  decay channel in the kinematic range  $60 < W < 220 \text{ GeV}$ , and complements the previous results [8,12,13] on  $\Upsilon(1S)$  photoproduction. The data correspond to an integrated luminosity of  $468 \text{ pb}^{-1}$ , collected in the period 1996–2007.

## 2. Experimental set-up

In 1998–2007 (1996–1997), HERA provided electron<sup>61</sup> beams of energy  $E_e = 27.5 \text{ GeV}$  and proton beams of energy  $E_p = 920$  (820)  $\text{GeV}$ , resulting in a centre-of-mass energy of  $\sqrt{s} = 318$  (300)  $\text{GeV}$ .

A detailed description of the ZEUS detector can be found elsewhere [14]. A brief outline of the components that are most relevant for this analysis is given below.

In the kinematic range of the analysis, charged particles were tracked in the central tracking detector (CTD) [15–17] and, for the data taken after 2001, also in the microvertex detector (MVD) [18]. These components operated in a magnetic field of 1.43 T provided by a thin superconducting solenoid. The CTD consisted of 72 cylindrical drift chamber layers, organised in nine superlayers covering the polar-angle<sup>62</sup> region  $15^\circ < \theta < 164^\circ$ . The MVD provided polar angle coverage from  $7^\circ$  to  $150^\circ$ . The transverse-momentum resolution for full-length tracks was  $\sigma(p_T)/p_T = 0.0058 p_T \oplus 0.0065 \oplus 0.0014/p_T$ , with  $p_T$  in  $\text{GeV}$ , for data taken before 2001 and  $\sigma(p_T)/p_T = 0.0029 p_T \oplus 0.0081 \oplus 0.0012/p_T$ , for data taken after 2001.

The high-resolution uranium-scintillator calorimeter (CAL) [19–22] consisted of three parts: the forward (FCAL), the barrel (BCAL) and the rear (RCAL) calorimeters. Each part was subdivided transversely into towers and longitudinally into one electromagnetic section (EMC) and either one (in RCAL) or two (in BCAL and FCAL) hadronic sections (HAC). The smallest subdivision of the calorimeter is called a cell. The CAL energy resolutions, as measured under test-beam conditions, are  $\sigma(E)/E = 0.18/\sqrt{E}$  for electrons and  $\sigma(E)/E = 0.35/\sqrt{E}$  for hadrons, with  $E$  in  $\text{GeV}$ .

The muon system consisted of barrel, rear (B/RMUON) [23] and forward (FMUON) [14] tracking detectors. The B/RMUON consisted of limited-streamer (LS) tube chambers placed behind the BCAL (RCAL), both inside and outside the magnetised iron yoke surrounding the CAL. The barrel and rear muon chambers covered polar angles from  $34^\circ$  to  $135^\circ$  and from  $135^\circ$  to  $171^\circ$ , respectively. The FMUON consisted of six planes of LS tubes and four planes of drift chambers covering the angular region from  $5^\circ$  to  $32^\circ$ . The muon system exploited the magnetic field of the iron yoke and, in the forward direction, of two iron toroids magnetised to 1.6 T to provide an independent measurement of the muon momentum.

The iron yoke surrounding the CAL was instrumented with proportional drift chambers to form the Backing Calorimeter (BAC) [24]. The BAC consisted of 5142 aluminium chambers inserted into the gaps between 7.3 cm thick iron plates (10, 9 and 7 layers in

<sup>61</sup> Electrons and positrons are both referred to as electrons in this article.

<sup>62</sup> The ZEUS coordinate system is a right-handed Cartesian system, with the  $Z$  axis pointing in the proton beam direction, referred to as the “forward direction”, and the  $X$  axis pointing left towards the centre of HERA. The coordinate origin was located at the nominal interaction point for data collected before 2001. After 2001 it was redefined as the centre of the CTD. The polar angle,  $\theta$ , is measured with respect to the proton beam direction.



forward, central (barrel) and rear subdetectors, respectively) serving as calorimeter absorber. The chambers were typically 5 m long and had a wire spacing of 1.5 cm. The anode wires were covered by 50 cm long cathode pads. The BAC was equipped with energy readout and position-sensitive readout for muon tracking. The former was based on 1692 pad towers ( $50 \times 50 \text{ cm}^2$ ), providing an energy resolution  $\sigma(E)/E = 1.0/\sqrt{E}$ , where  $E$  is expressed in GeV. The position information from the wires allowed the reconstruction of muon trajectories in two dimensions ( $XY$  in barrel and  $YZ$  in endcaps) with a spatial accuracy of a few mm.

The luminosity was measured using the Bethe–Heitler reaction  $ep \rightarrow e\gamma p$  with the luminosity detector which consisted of independent lead-scintillator calorimeter [25] and magnetic spectrometer [26] systems.

### 3. Kinematics

The four-momenta of the incoming and outgoing electron and proton are denoted by  $k, k', P$  and  $P'$ , respectively. The exclusive reaction under study

$$ep \rightarrow e\gamma p \rightarrow e\mu^+\mu^- p \quad (1)$$

is described by the following variables (Fig. 1, top):

- $s = (k + P)^2$ , the centre-of-mass energy squared of the electron–proton system;
- $Q^2 = -q^2 = -(k - k')^2$ , the negative four-momentum squared of the exchanged photon;
- $y = (q \cdot P)/(k \cdot P)$ , the fraction of the electron energy transferred to the hadronic final state in the rest frame of the initial-state proton;
- $W^2 = (q + P)^2 = -Q^2 + 2y(k \cdot P) + m_p^2$ , the centre-of-mass energy squared of the photon–proton system, where  $m_p$  is the proton mass;
- $M_{\mu^+\mu^-}$ , the invariant mass of the  $\mu^+\mu^-$  pair;
- $t = (P - P')^2$ , the squared four-momentum transfer at the proton vertex, determined from the approximate formula:  $t \approx -(p_x^+ + p_x^-)^2 - (p_y^+ + p_y^-)^2$ , where  $p_{x,y}^\pm$  are the components of the transverse momentum of the decay muons.

The reaction  $ep \rightarrow e\gamma Y$  (Fig. 1, bottom), where  $Y$  denotes a hadronic state originating from proton dissociation, constitutes an important background. These events mimic exclusive  $\gamma$  production when the hadrons from proton dissociation remain undetected.

Events used in the analysis were restricted to  $Q^2$  values from the kinematic minimum,  $Q_{\min}^2 = m_e^2 y^2 / (1 - y) \approx 10^{-9} \text{ GeV}^2$ , where  $m_e$  is the electron mass, to a value at which the scattered electron starts to be observed in the CAL,  $Q_{\max}^2 \approx 1 \text{ GeV}^2$ , with an estimated median  $Q^2$  value of  $10^{-3} \text{ GeV}^2$ . The photon–proton centre-of-mass energy can then be expressed as:

$$W^2 \approx 4E_p E_e y \approx 2E_p (E - p_z), \quad (2)$$

where  $E$  is the energy and  $p_z$  is the longitudinal momentum of the  $\mu^+\mu^-$  pair.

The approximate formula for  $t$  introduces dispersion 3 times smaller than that in the experimental resolution of this variable after all event selections; approximation (2) has a negligible effect in the case of  $W$ .

### 4. Event selection

Exclusive  $\mu^+\mu^-$  events in photoproduction were selected online by requiring at least one CTD track associated with a F/B/RMUON deposit or with a signal in the BAC consistent with

a muon. Owing to the inclusion of muon triggers based on signals in the BAC [27,28], the rate of recorded dimuon events increased by 17% for a third of the data as compared to the previous  $\gamma(1S)$  analysis [8]. Offline, events were selected as follows:

- two oppositely charged tracks forming a vertex and no other tracks present in the central tracking system;
- position of the vertex consistent with an  $ep$  interaction;
- both tracks were required to have hits in at least 5 CTD superlayers, to ensure a good momentum resolution;
- transverse momentum of each track  $p_T > 1.5 \text{ GeV}$ ;
- $|\eta^+ - \eta^-| \leq 1.5$ , where  $\eta^\pm$  is the pseudorapidity<sup>63</sup> of a given track, to suppress Bethe–Heitler background (Section 5);
- at least one track identified as a muon in the F/B/RMUON or BAC, whenever available in a given event [29,30]; if not explicitly identified as a muon, the second track had to be associated with a minimum-ionising energy deposit in the CAL;
- $|\pi - \alpha| > 0.1$ , where  $\alpha$  is the angle between the momentum vectors of  $\mu^+$  and  $\mu^-$ , to reject cosmic-ray events;
- invariant mass  $M_{\mu^+\mu^-}$  in the range between 5 and 15 GeV;
- the energy of each CAL cluster not associated to any of the final-state muons was required to be less than 0.5 GeV, in order to be above the noise level of the CAL. It implicitly selected exclusive events with an effective cut  $Q^2 < 1 \text{ GeV}^2$ ;
- the sum of the energy in the FCAL modules surrounding the beam hole had to be smaller than 1 GeV [29,30] to suppress the contamination from proton-dissociative events,  $ep \rightarrow e\gamma Y$ . According to a Monte Carlo study, this corresponds to an effective cut on the mass  $M_Y$  of the dissociated system originating from the proton,  $M_Y \lesssim 4 \text{ GeV}$ ;
- photon–proton centre-of-mass energy  $60 < W < 220 \text{ GeV}$  and four-momentum-transfer squared  $|t| < 5 \text{ GeV}^2$ .

The total number of selected  $\mu^+\mu^-$  pairs was 2769. The contamination of this sample with cosmic ray muons is less than 1%.

### 5. Monte Carlo simulation

The detector and trigger acceptance and the effects due to detector response were determined using samples of Monte Carlo (MC) events. Exclusive and proton-dissociative vector-meson production were simulated with the DIFFVM 2.0 generator [31]. For proton-dissociative events, the simulation was supplemented by the JETSET 7.3 MC package [32]. For exclusive vector-meson production,  $s$ -channel helicity conservation (SCHC) was assumed. An exponential dependence,  $e^{-b|t|}$ , was assumed for the differential cross section in  $t$  with a slope parameter  $b = 4.5 \text{ GeV}^{-2}$ , consistent with the value obtained for exclusive  $J/\psi$  electroproduction [5, 6]. The  $W$  dependence of the  $\gamma p \rightarrow \gamma p$  cross section was parameterised as  $\propto W^\delta$ , with  $\delta = 1.2$  [8]. Electromagnetic radiative corrections associated with the decay muons are of the order of 1% [33] and were not included in the simulation.

The non-resonant background, consisting of the exclusive and proton-dissociative Bethe–Heitler (BH) dimuon events, was simulated using the GRAPE v1.1k MC program [34]. After event selection, the contribution of the proton-dissociative events was 25% of the Bethe–Heitler MC sample.

All MC events were generated in the full kinematic range and processed through the simulation of the ZEUS detector based on the GEANT program<sup>64</sup> [35] and were analysed with the same re-

<sup>63</sup> Pseudorapidity is defined as  $\eta = -\ln(\tan \frac{\theta}{2})$ .

<sup>64</sup> Version 3.13 for the 1996–2000 and 3.21 for the 2003–2007 periods, respectively.

construction and offline procedures as the data. In addition, corrections [29,30] of the muon-detector efficiencies determined from a data set consisting of  $J/\psi$  and Bethe–Heitler exclusive production events were applied.

## 6. Determination of the $b$ slope

The invariant-mass distribution of  $\mu^+\mu^-$  pairs after applying the selection criteria is shown in Fig. 2. The simulated contributions from the Bethe–Heitler (exclusive and proton dissociative) process and from the  $\Upsilon(1S)$ ,  $\Upsilon(2S)$  and  $\Upsilon(3S)$  resonances are also presented.<sup>65</sup> As in the previous paper [8], the BH distributions were normalised to the data in the range [5.0–15.0] GeV excluding the [9.0–11.0] GeV mass window where contributions from the  $\Upsilon$  resonances are expected. For the determination of the slope parameter for exclusive  $\Upsilon(1S)$  production, only events in the mass window [9.33–9.66] GeV were considered. The width of the mass window was chosen in order to avoid excessive smearing of the  $t$  variable and to retain a good signal-to-background ratio. According to MC studies, 71% of all reconstructed  $\Upsilon(1S)$  events are expected in this window; the relative contaminations of  $\Upsilon(2S)$  and  $\Upsilon(3S)$  states with respect to  $\Upsilon(1S)$  are 1.3% and 0.1%, respectively. The contribution from the  $\Upsilon(2S)$  and  $\Upsilon(3S)$  states was neglected for the extraction of the slope parameter  $b$ . After scanning no cosmic ray muon candidates were found in the signal mass window.

The value of the slope parameter for exclusive  $\Upsilon(1S)$  production was determined as follows: the sum of simulated distributions of all contributing processes was fitted to the observed event yields in the signal mass window [9.33–9.66] GeV in the four  $t$  bins shown in Fig. 3. A binned Poissonian log-likelihood function,  $\ln(L)$ , was used. The expected number of Bethe–Heitler background events was fixed to the value obtained from the  $\mu^+\mu^-$  spectrum outside the signal region as described earlier. Due to insufficient statistics it was not possible to evaluate the contribution of proton-dissociative  $\Upsilon(1S)$  events in the final sample with the present data. However, the fraction of such events,  $f_{\text{pdiss}}$ , is expected to be similar in all diffractive vector-meson production processes [37]. Therefore, the value  $f_{\text{pdiss}} = 0.25 \pm 0.05$ , determined for diffractive  $J/\psi$  production [5], was used. The values of the slope parameter for the exclusive and proton dissociative  $\Upsilon(1S)$  production processes differ [38]; in the MC the value for the latter was taken to be  $b_{\text{pdiss}} = 0.65 \pm 0.1 \text{ GeV}^{-2}$  [5].

The fit was performed with two free parameters: the slope  $b$  and the number of expected  $\Upsilon(1S)$  events in the signal mass window. During the parameter scan, the contribution of the exclusive  $\Upsilon(1S)$  production to the  $t$  distribution was reweighted at generator level to the function  $b \cdot \exp(-b|t|)$ . The small statistical uncertainties of the MC sample were neglected in the fit. The fit yielded:  $b = 4.3^{+2.0}_{-1.3}(\text{stat.}) \text{ GeV}^{-2}$  and  $41 \pm 10 \Upsilon(1S)$  events (44% of the events in this mass window). The fit provides a good description of the data; the equivalent  $\chi^2$  is 0.61 for 2 degrees of freedom.

## 7. Systematic uncertainties

The following sources of systematic uncertainty were considered, where the numbers in parenthesis correspond to the uncertainties on  $b$  in  $\text{GeV}^{-2}$ :

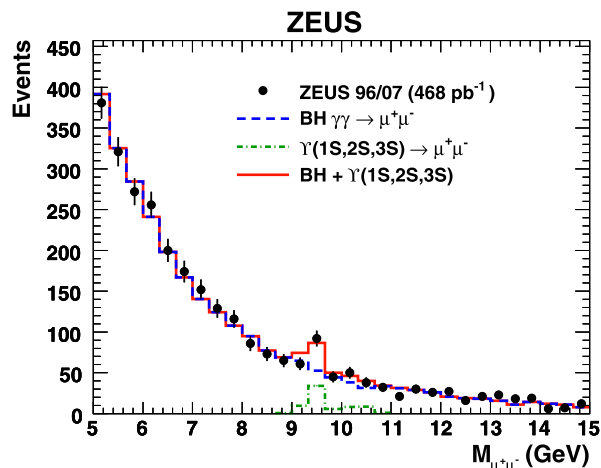


Fig. 2. Invariant mass distribution of  $\mu^+\mu^-$  pairs. The dashed line shows the simulated Bethe–Heitler (BH) (exclusive and proton dissociative) distribution, normalised to the data points in the range [5.0–15.0] GeV excluding the [9.0–11.0] GeV mass window. Simulated contributions of the  $\Upsilon(1S)$ ,  $\Upsilon(2S)$  and  $\Upsilon(3S)$  resonances are shown as a histogram on the mass axis (dashed-dotted line). The solid line shows the sum of all contributions.

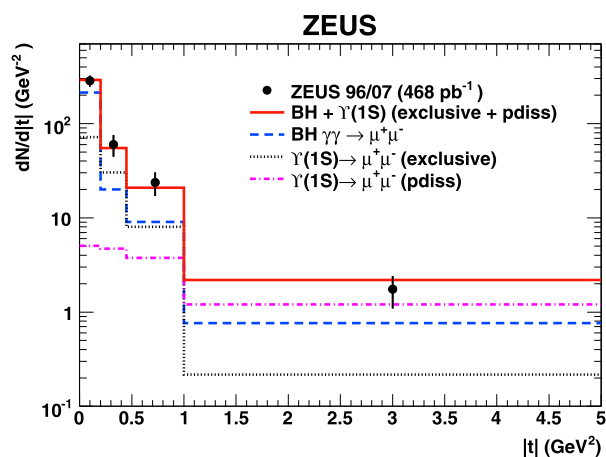


Fig. 3. Measured  $|t|$  distribution (full dots) with error bars denoting statistical uncertainties. Fitted distributions for simulated events are shown for the Bethe–Heitler (dashed line), exclusive  $\Upsilon(1S)$  (dotted line) and proton dissociative  $\Upsilon(1S)$  (dashed-dotted line) processes. The solid line shows the sum of all contributions.

- $f_{\text{pdiss}}$  was varied between 0.2 and 0.3, as determined from  $J/\psi$  production [5] ( $^{+0.30}_{-0.25}$ );
- $b_{\text{pdiss}}$  was varied by  $^{+0.7}_{-0.1} \text{ GeV}^{-2}$ . In addition to the uncertainty from  $J/\psi$  production quoted earlier, the upper variation was extended to the value  $b_{\text{pdiss}} = 1.35 \text{ GeV}^{-2}$  obtained for this parameter when it was also fitted ( $^{+0.4}_{-0.1}$ );
- the contribution of BH events in the mass window [9.33–9.66] GeV was varied between 55.3% and 56.7%, according to the statistical uncertainty of its normalisation ( $^{+0.15}_{-0.10}$ );
- the fraction of proton-dissociative to all BH events was varied in the range 0.22 to 0.28 ( $\pm 0.30$ ).

Variation of the parameter  $\delta$  between 0.7 and 1.7 and variations of the offline selection cuts lead to a negligible contribution to the  $b$  uncertainty. The total systematic uncertainty was determined by adding the individual contributions in quadrature.

<sup>65</sup> The ratio of the number of events  $N_{\Upsilon(1S)} : N_{\Upsilon(2S)} : N_{\Upsilon(3S)}$  was fixed in the MC to 0.73 : 0.19 : 0.08 according to a CDF measurement [36] of the production of  $\Upsilon$  resonances.

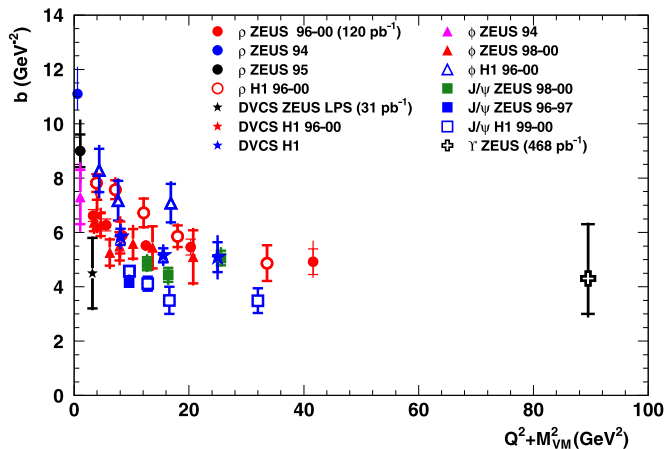


Fig. 4. Comparison of the HERA measurements of the slope parameter  $b$  as a function of the scale  $Q^2 + M_{VM}^2$  for exclusive  $\Upsilon(1S)$  production (the rightmost data point), for other exclusive vector-meson production [39–41,38,42–44,5,6] and for deeply virtual Compton scattering (DVCS) [45–47].

## 8. Result and discussion

The slope parameter  $b$  for the exclusive production of  $\Upsilon(1S)$  mesons was measured to be  $b = 4.3^{+2.0}_{-1.3}(\text{stat.})^{+0.5}_{-0.6}(\text{syst.}) \text{ GeV}^{-2}$ . A comparison of all HERA measurements of the slope parameter  $b$  for exclusive light and heavy vector meson production and for deeply virtual Compton scattering (DVCS) is shown in Fig. 4. This analysis doubles the range covered by previous measurements in terms of  $Q^2 + M_{VM}^2$ , where  $M_{VM}$  denotes the mass of a vector meson. The measured value is in agreement with an asymptotic behaviour of this dependence, reflecting the proton radius. This was already suggested by earlier measurements and is consistent with predictions based on pQCD models ( $b = 3.68 \text{ GeV}^{-2}$ ) [11].

## 9. Conclusions

The exclusive photoproduction reaction  $\gamma p \rightarrow \Upsilon(1S) p$  was studied with the ZEUS detector in  $ep$  collisions at HERA using an integrated luminosity of  $468 \text{ pb}^{-1}$  collected in the period 1996–2007. The analysis covered the kinematic range  $60 < W < 220 \text{ GeV}$  and  $Q^2 < 1 \text{ GeV}^2$ . The measurement of the exponential slope of the  $t$  dependence yielded  $b = 4.3^{+2.0}_{-1.3}(\text{stat.})^{+0.5}_{-0.6}(\text{syst.}) \text{ GeV}^{-2}$ . This is the first determination of the  $b$  parameter for  $\Upsilon(1S)$  production. The result is in agreement with expectations of an asymptotic behaviour of the slope parameter as a function of the effective scale present in the process,  $Q^2 + M_{VM}^2$ . This measurement extends the value of the scale to  $\approx 90 \text{ GeV}^2$ , the highest achieved to date in the measurement of the  $t$ -slope parameter for a vector meson.

## Acknowledgements

We appreciate the contributions to the construction and maintenance of the ZEUS detector of many people who are not listed as authors. The HERA machine group and the DESY computing staff are especially acknowledged for their success in providing excellent operation of the collider and the data-analysis environment.

We thank the DESY directorate for their strong support and encouragement.

## References

- [1] H. Kowalski, L. Motyka, G. Watt, Phys. Rev. D 74 (2006) 074016.
- [2] L. Frankfurt, W. Koepf, M. Strikman, Phys. Rev. D 54 (1996) 3194.
- [3] G. Wolf, Rep. Prog. Phys. 73 (2010) 116202, and references therein.
- [4] A. Bruni, X. Janssen, P. Marage, in: H. Jung, A. De Roeck (Eds.), Proc. of HERA and the LHC: Workshop Series on the Implications of HERA for LHC Physics, DESY, Hamburg Germany, Geneva, Switzerland, 2006–2008, p. 427. Also in preprint DESY-PROC-2009-02, available on <http://www.desy.de/~heralhc/proceedings-2008/proceedings.html>.
- [5] ZEUS Collaboration, S. Chekanov, et al., Eur. Phys. J. C 24 (2002) 345.
- [6] H1 Collaboration, A. Aktas, et al., Eur. Phys. J. C 46 (2006) 585.
- [7] L.L. Frankfurt, M.F. McDermott, M. Strikman, JHEP 9902 (1999) 002.
- [8] ZEUS Collaboration, S. Chekanov, et al., Phys. Lett. B 680 (2009) 4.
- [9] L. Frankfurt, W. Koepf, M. Strikman, Phys. Rev. D 57 (1998) 512.
- [10] Ji-Huan Pan, et al., Comm. Theor. Phys. 52 (2009) 108.
- [11] B.E. Cox, J.R. Forshaw, R. Sandapen, JHEP 0906 (2009) 034.
- [12] ZEUS Collaboration, J. Breitweg, et al., Phys. Lett. B 437 (1998) 432.
- [13] H1 Collaboration, C. Adloff, et al., Phys. Lett. B 483 (2000) 23.
- [14] ZEUS Collaboration, U. Holm (Ed.), The ZEUS detector, status report (unpublished), DESY, 1993, available on <http://www-zeus.desy.de/bluebook/bluebook.html>.
- [15] N. Harnew, et al., Nucl. Instr. Meth. A 279 (1989) 290.
- [16] B. Foster, et al., Nucl. Phys. B (Proc. Suppl.) 32 (1993) 181.
- [17] B. Foster, et al., Nucl. Instr. Meth. A 338 (1994) 254.
- [18] A. Polini, et al., Nucl. Instr. Meth. A 581 (2007) 656.
- [19] M. Derrick, et al., Nucl. Instr. Meth. A 309 (1991) 77.
- [20] A. Andresen, et al., Nucl. Instr. Meth. A 309 (1991) 101.
- [21] A. Caldwell, et al., Nucl. Instr. Meth. A 321 (1992) 356.
- [22] A. Bernstein, et al., Nucl. Instr. Meth. A 336 (1993) 23.
- [23] G. Abbiendi, et al., Nucl. Instr. Meth. A 333 (1993) 342.
- [24] I. Kudła, et al., Nucl. Instr. Meth. A 300 (1991) 480.
- [25] J. Andruszków, et al., Acta Phys. Pol. B 32 (2001) 2025.
- [26] M. Helbich, et al., Nucl. Instr. Meth. A 565 (2006) 572.
- [27] G. Grzelak, et al., Photonics applications in astronomy, communications, industry and high-energy physics experiments, in: Proc. SPIE, vol. 5484, Bellingham, WA, USA, 2004, p. 180.
- [28] P. Pluciński, Setup and optimisation of the muon trigger system for the ZEUS backing calorimeter, Ph.D. thesis, The Andrzej Sołtan Institute for Nuclear Studies, Warsaw, Poland, 2007, available on [http://www.u.lodz.pl/polynomial/phd\\_pawel\\_plucinski.pdf](http://www.u.lodz.pl/polynomial/phd_pawel_plucinski.pdf).
- [29] I. Rubinsky, Measurement of the upsilon meson production cross section in ep scattering at HERA, Dissertation, University of Hamburg, Report DESY-THESIS-2009-014, 2009, available on <http://www-library.desy.de/preparch/desy/thesis/desy-thesis-09-014.pdf>.
- [30] J. Malka, Measurement of Upsilon production in the ZEUS experiment, Dissertation, Faculty of Physics and Applied Informatics of the Łódź University, 2011 (unpublished).
- [31] B. List, A. Mastroberardino, in: Proc. Workshop on Monte Carlo Generators for HERA Physics, DESY, Hamburg, Germany, 1999, p. 396. Also in preprint DESY-PROC-1999-02 available on <http://www.desy.de/~heramc/>.
- [32] T. Sjöstrand, Pythia 5.7 and Jetset 7.4 Physics and Manual, 1993, CERN-TH 7112/93.
- [33] A. Spiridonov, Preprint, hep-ex/0510076, 2005.
- [34] T. Abe, Comp. Phys. Comm. 136 (2001) 126.
- [35] R. Brun, et al., GEANT3, Technical Report CERN-DD/EE/84-1, CERN, 1987.
- [36] CDF Collaboration, D. Acosta, et al., Phys. Rev. Lett. 88 (2002) 161802.
- [37] ZEUS Collaboration, J. Breitweg, et al., Eur. Phys. J. C 14 (2000) 213.
- [38] H1 Collaboration, F.D. Aaron, et al., JHEP 1005 (2010) 032.
- [39] ZEUS Collaboration, S. Chekanov, et al., PMC Physics A 1 (2007) 6.
- [40] ZEUS Collaboration, J. Breitweg, et al., Eur. Phys. J. C 2 (1998) 247.
- [41] ZEUS Collaboration, J. Breitweg, et al., Eur. Phys. J. C 6 (1999) 603.
- [42] ZEUS Collaboration, M. Derrick, et al., Phys. Lett. B 377 (1996) 259.
- [43] ZEUS Collaboration, S. Chekanov, et al., Nucl. Phys. B 718 (2005) 3.
- [44] ZEUS Collaboration, S. Chekanov, et al., Nucl. Phys. B 695 (2004) 3.
- [45] ZEUS Collaboration, S. Chekanov, et al., JHEP 0905 (2009) 108.
- [46] H1 Collaboration, A. Aktas, et al., Eur. Phys. J. C 44 (2005) 1.
- [47] H1 Collaboration, F.D. Aaron, et al., Phys. Lett. B 659 (2008) 796.