

Contents lists available at ScienceDirect

Physics Letters B

www.elsevier.com/locate/physletbPrecision measurements of A_1^n in the deep inelastic regime

The Jefferson Lab Hall A Collaboration

D.S. Parno^{a,b,*}, D. Flay^{c,d}, M. Posik^c, K. Allada^e, W. Armstrong^c, T. Averett^f,
 F. Benmokhtar^a, W. Bertozzi^g, A. Camsonne^h, M. Cananⁱ, G.D. Cates^j, C. Chen^k,
 J.-P. Chen^h, S. Choi^l, E. Chudakov^h, F. Cusanno^{m,n,1}, M.M. Dalton^j, W. Deconinck^g,
 C.W. de Jager^{h,j}, X. Deng^j, A. Deur^h, C. Dutta^e, L. El Fassi^{o,p}, G.B. Franklin^a, M. Friend^a,
 H. Gao^q, F. Garibaldi^m, S. Gilad^g, R. Gilman^{h,o}, O. Glamazdin^r, S. Golgeⁱ, J. Gomez^h,
 L. Guo^s, O. Hansen^h, D.W. Higinbotham^h, T. Holmstrom^t, J. Huang^g, C. Hyde^{i,u},
 H.F. Ibrahim^v, X. Jiang^{o,s}, G. Jin^j, J. Katich^f, A. Kelleher^f, A. Kolarkar^e, W. Korsch^e,
 G. Kumbartzki^o, J.J. LeRose^h, R. Lindgren^j, N. Liyanage^j, E. Long^w, A. Lukhanin^c,
 V. Mamyan^a, D. McNulty^d, Z.-E. Meziani^c, R. Michaels^h, M. Mihovilovič^x, B. Moffit^{g,h},
 N. Muangma^g, S. Nanda^h, A. Narayan^p, V. Nelyubin^j, B. Norum^j, Nuruzzaman^p, Y. Oh^l,
 J.C. Peng^y, X. Qian^{q,z}, Y. Qiang^{q,h}, A. Rakhman^{aa}, S. Riordan^{j,d}, A. Saha^{h,1}, B. Sawatzky^{g,h},
 M.H. Shabestari^j, A. Shahinyan^{ab}, S. Širca^{ac,x}, P. Solvignon^{ad,h}, R. Subedi^j, V. Sulkosky^{g,h},
 W.A. Tobias^j, W. Troth^t, D. Wang^j, Y. Wang^y, B. Wojtsekhowski^h, X. Yan^{ae}, H. Yao^{c,f},
 Y. Ye^{ae}, Z. Ye^k, L. Yuan^k, X. Zhan^g, Y. Zhang^{af}, Y.-W. Zhang^{af,o}, B. Zhao^f, X. Zheng^j

^a Carnegie Mellon University, Pittsburgh, PA 15213, United States^b Center for Experimental Nuclear Physics and Astrophysics and Department of Physics, University of Washington, Seattle, WA 98195, United States^c Temple University, Philadelphia, PA 19122, United States^d University of Massachusetts, Amherst, MA 01003, United States^e University of Kentucky, Lexington, KY 40506, United States^f College of William and Mary, Williamsburg, VA 23187, United States^g Massachusetts Institute of Technology, Cambridge, MA 02139, United States^h Thomas Jefferson National Accelerator Facility, Newport News, VA 23606, United Statesⁱ Old Dominion University, Norfolk, VA 23529, United States^j University of Virginia, Charlottesville, VA 22904, United States^k Hampton University, Hampton, VA 23187, United States^l Seoul National University, Seoul 151-742, South Korea^m INFN, Sezione di Roma, I-00161 Rome, Italyⁿ Istituto Superiore di Sanità, I-00161 Rome, Italy^o Rutgers, The State University of New Jersey, Piscataway, NJ 08855, United States^p Mississippi State University, MS 39762, United States^q Duke University, Durham, NC 27708, United States^r Kharkov Institute of Physics and Technology, Kharkov 61108, Ukraine^s Los Alamos National Laboratory, Los Alamos, NM 87545, United States^t Longwood University, Farmville, VA 23909, United States^u Université Blaise Pascal/IN2P3, F-63177 Aubière, France^v Cairo University, Giza 12613, Egypt^w Kent State University, Kent, OH 44242, United States^x Jožef Stefan Institute, Ljubljana, Slovenia^y University of Illinois at Urbana-Champaign, Urbana, IL 61801, United States^z Kellogg Radiation Laboratory, California Institute of Technology, Pasadena, CA 91125, United States^{aa} Syracuse University, Syracuse, NY 13244, United States^{ab} Yerevan Physics Institute, Yerevan 375036, Armenia

* Corresponding author at: Center for Experimental Nuclear Physics and Astrophysics, Box 354290, University of Washington, Seattle, WA 98195, United States. Tel.: +1 206 543 4035; fax: +1 206 685 4634.

E-mail address: dparno@uw.edu (D.S. Parno).¹ Deceased.

^{ac} University of Ljubljana, SI-1000 Ljubljana, Slovenia

^{ad} Argonne National Lab, Argonne, IL 60439, United States

^{ae} University of Science and Technology of China, Hefei 230026, People's Republic of China

^{af} Lanzhou University, Lanzhou 730000, Gansu, People's Republic of China

ARTICLE INFO

Article history:

Received 11 December 2014

Received in revised form 18 March 2015

Accepted 31 March 2015

Available online 7 April 2015

Editor: D.F. Geesaman

Keywords:

Spin structure functions

Nucleon structure

Parton distribution functions

Polarized electron scattering

ABSTRACT

We have performed precision measurements of the double-spin virtual-photon asymmetry A_1 on the neutron in the deep inelastic scattering regime, using an open-geometry, large-acceptance spectrometer and a longitudinally and transversely polarized ^3He target. Our data cover a wide kinematic range $0.277 \leq x \leq 0.548$ at an average Q^2 value of 3.078 (GeV/c)^2 , doubling the available high-precision neutron data in this x range. We have combined our results with world data on proton targets to make a leading-order extraction of the ratio of polarized-to-unpolarized parton distribution functions for up quarks and for down quarks in the same kinematic range. Our data are consistent with a previous observation of an A_1^n zero crossing near $x = 0.5$. We find no evidence of a transition to a positive slope in $(\Delta d + \Delta \bar{d})/(d + \bar{d})$ up to $x = 0.548$.

© 2015 The Authors. Published by Elsevier B.V. This is an open access article under the CC BY license (<http://creativecommons.org/licenses/by/4.0/>). Funded by SCOAP³.

Ever since the European Muon Collaboration determined that the quark-spin contribution was insufficient to account for the spin of the proton [1,2], the origin of the nucleon spin has been an open puzzle; see Ref. [3] for a recent review. Recently, studies of polarized proton–proton collisions have found evidence for a non-zero contribution from the gluon spin [4,5] and for a significantly positive polarization of \bar{u} quarks [6]. The possible contribution of parton orbital angular momentum (OAM) is also under investigation. In the valence quark region, combining spin-structure data obtained in polarized-lepton scattering on protons and neutrons allows the separation of contributions from up and down quarks and permits a sensitive test of several theoretical models.

In deep inelastic scattering (DIS), nucleon structure is conventionally parameterized by the unpolarized structure functions $F_1(x, Q^2)$ and $F_2(x, Q^2)$, and by the polarized structure functions $g_1(x, Q^2)$ and $g_2(x, Q^2)$, where Q^2 is the negative square of the four-momentum transferred in the scattering interaction and x is the Bjorken scaling variable, which at leading order in the infinite-momentum frame equals the fraction of the nucleon momentum carried by the struck quark. One useful probe of the nucleon spin structure is the asymmetry $A_1 = (\sigma_{1/2} - \sigma_{3/2})/(\sigma_{1/2} + \sigma_{3/2})$, where $\sigma_{1/2(3/2)}$ is the cross section of virtual photoabsorption on the nucleon for a total spin projection of $1/2$ ($3/2$) along the virtual-photon momentum direction. At finite Q^2 , this asymmetry may be expressed in terms of the nucleon structure functions as [7]

$$A_1(x, Q^2) = \left[g_1(x, Q^2) - \gamma^2 g_2(x, Q^2) \right] / F_1(x, Q^2), \quad (1)$$

where $\gamma^2 = 4M^2 x^2 c^2 / Q^2$ and M is the nucleon mass. For large Q^2 , $\gamma^2 \ll 1$ and $A_1(x) \approx g_1(x) / F_1(x)$; since g_1 and F_1 have the same Q^2 evolution at leading order and at next to leading order (NLO) [8–10], A_1 may be approximated as a function of x alone. Through Eq. (1), measurements of A_1 on proton and neutron targets also allow extraction of the flavor-separated ratios of polarized to unpolarized parton distribution functions (PDFs), $(\Delta q(x) + \Delta \bar{q}(x)) / (q(x) + \bar{q}(x))$. Here, $q(x) = q^\uparrow(x) + q^\downarrow(x)$ and $\Delta q(x) = q^\uparrow(x) - q^\downarrow(x)$, where $q^{\uparrow(\downarrow)}(x)$ is the probability of finding the quark q with a given value of x and with spin (anti)parallel to that of the nucleon. This Letter reports a high-precision measurement of the neutron A_1 , A_1^n , in a kinematic range where theoretical predictions begin to diverge.

A variety of theoretical approaches predict that $A_1^n \rightarrow 1$ as $x \rightarrow 1$. Calculations in the relativistic constituent quark model (RCQM), for example, generally assume that SU(6) symmetry is broken via a color hyperfine interaction between quarks, lowering

the energy of spectator-quark pairs in a spin singlet state relative to those in a spin triplet state and increasing the probability that, at high x , the struck quark carries the nucleon spin [11].

In perturbative quantum chromodynamics (pQCD), valid at large x and large Q^2 where the coupling of gluons to the struck quark is small, the leading-order assumption that the valence quarks have no OAM leads to the same conclusion about the spin of the struck quark [12,13]. Parameterizations of the world data, in the context of pQCD models, have been made at NLO both with and without this assumption of hadron helicity conservation. The LSS (BBS) parameterization [14] is a classic example of the former; Avakian et al. [15] later extended that parameterization to explicitly include Fock states with nonzero quark OAM. Both parameterizations enforce $A_1^n(x \rightarrow 0) < 0$ and $A_1^n(x \rightarrow 1) \rightarrow 1$ and predict $\lim_{x \rightarrow 1} (\Delta d + \Delta \bar{d}) / (d + \bar{d}) = 1$. However, the OAM-inclusive parameterization predicts that $(\Delta d + \Delta \bar{d}) / (d + \bar{d})$, which is negative at low x , crosses zero at significantly higher x than predicted by LSS (BBS). Recently, the Jefferson Lab Angular Momentum (JAM) Collaboration performed a global NLO analysis at $Q^2 = 1 \text{ (GeV/c)}^2$ to produce a new parameterization [16], and then systematically studied the effects of various input assumptions [17]. Without enforcing hadron helicity conservation, JAM found that the ratio $(\Delta d + \Delta \bar{d}) / (d + \bar{d})$ remains negative across all x ; regardless of this initial assumption, the existing world data can be fit approximately equally well with or without explicit OAM terms of the form given by Ref. [15]. The scarcity of precise DIS neutron data above $x \approx 0.4$, combined with the absence of such data points for $x \gtrsim 0.6$, leaves the pQCD parameterizations remarkably unconstrained.

The statistical model treats the nucleon as a gas of massless partons at thermal equilibrium, using both chirality and DIS data to constrain the thermodynamical potential of each parton species. At a moderate Q^2 value of 4 (GeV/c)^2 , $A_1^n(x \rightarrow 1) \rightarrow 0.6 \cdot \Delta u(x) / u(x) \sim 0.46$ [18]. Statistical-model predictions are thus in conflict with hadron helicity conservation. A modified Nambu–Jona-Lasinio (NJL) model, including both scalar and axial-vector diquark channels, yields a similar prediction for A_1^n as $x \rightarrow 1$ [19]. A recent approach based on Dyson–Schwinger equations (DSE) predicts $A_1^n(x = 1) = 0.34$ in a contact-interaction framework, and 0.17 in a more realistic framework in which the dressed-quark mass is permitted to depend on momentum [20]; the latter prediction is significantly smaller than either the statistical or NJL prediction at $x = 1$. However, existing DIS data do not extend to high enough x to definitively favor one model over another.

Measurements of the virtual-photon asymmetry A_1 can be made via doubly polarized electron–nucleon scattering. With both

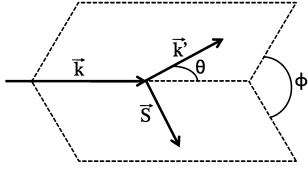


Fig. 1. Kinematics for the measurement in the laboratory frame. The electron's initial momentum \vec{k} and final momentum \vec{k}' define the scattering plane. The polarization plane is defined by \vec{k} and the target spin \vec{S} . The scattering angle is denoted θ , while the angle ϕ lies between the scattering and polarization planes.

beam and target polarized longitudinally with respect to the beamline, $A_{\parallel} = (\sigma^{\downarrow\uparrow} - \sigma^{\uparrow\uparrow})/(\sigma^{\downarrow\downarrow} + \sigma^{\uparrow\uparrow})$ is the scattering asymmetry between configurations with the electron spin anti-aligned (\downarrow) and aligned (\uparrow) with the beam direction. Meanwhile, $A_{\perp} = (\sigma^{\downarrow\rightarrow} - \sigma^{\uparrow\rightarrow})/(\sigma^{\downarrow\leftarrow} + \sigma^{\uparrow\leftarrow})$ is measured with the target spin oriented horizontally, perpendicular to the incident beam direction and on the side of the scattered electron. A_1 may be related to these asymmetries through [7]:

$$A_1 = \frac{1}{D(1 + \eta\xi)} A_{\parallel} - \frac{\eta}{d(1 + \eta\xi)} A_{\perp}, \quad (2)$$

where the kinematic variables are given in the laboratory frame by $D = (E - \epsilon E')/(E(1 + \epsilon R))$, $\eta = \epsilon\sqrt{Q^2}/(E - \epsilon E')$, $d = D\sqrt{2\epsilon/(1 + \epsilon)}$, and $\xi = \eta(1 + \epsilon)/2\epsilon$. Here, E is the initial electron energy; E' is the scattered electron energy; $\epsilon = 1/[1 + 2(1 + 1/\gamma^2)\tan^2(\theta/2)]$; θ is the electron scattering angle, shown in Fig. 1; and $R = \sigma_L/\sigma_T$, parameterized via R1998 [21], is the ratio of the longitudinal to the transverse virtual photoabsorption cross sections.

Experiment E06-014 ran in Hall A of Jefferson Lab in February and March 2009 with the primary purpose of measuring a twist-3 matrix element of the neutron [22]. Longitudinally polarized electrons were generated via illumination of a strained superlattice GaAs photocathode by circularly polarized laser light [23] and delivered to the experimental hall with energies of 4.7 and 5.9 GeV. The rastered 12–15 μA beam was incident on a target of ^3He gas [24], polarized in the longitudinal and transverse directions via spin-exchange optical pumping of a Rb-K mixture [25] and contained in a 40-cm-long glass cell. The left high-resolution spectrometer [26] and BigBite spectrometer [27] independently detected scattered electrons at angles of 45° on beam left and right, respectively.

The longitudinal beam polarization was monitored continuously by Compton polarimetry [28,29] and intermittently by Møller polarimetry [30]. In three run periods with polarized beam, the longitudinal beam polarization P_b averaged 0.74 ± 0.01 ($E = 5.9$ GeV), 0.79 ± 0.01 ($E = 5.9$ GeV), and 0.63 ± 0.01 ($E = 4.7$ GeV). A feedback loop limited the charge asymmetry to within 100 ppm. The target polarization P_t , averaging about 50%, was measured periodically using nuclear magnetic resonance [31] and calibrated with electron paramagnetic resonance; in the longitudinal orientation, the calibration was cross-checked with nuclear magnetic resonance data from a well-understood water target.

The raw asymmetry $A_{\parallel(\perp)}^{\text{raw}}$ was corrected for beam and target effects according to $A_{\parallel(\perp)}^{\text{cor}} = A_{\parallel(\perp)}^{\text{raw}}/[P_b P_t f_{N_2}(\cos\phi)]$. The dilution factor $f_{N_2} \approx 0.920 \pm 0.003$, determined from dedicated measurements with a nitrogen target and found to be approximately constant across our x range, corrects for scattering from the small amount of N_2 gas added to the ^3He target to reduce depolarization effects [32]. The angle ϕ , which appears in A_{\perp}^{cor} , is defined in Fig. 1.

Data for the asymmetry measurements were taken with the BigBite detector stack, which in this configuration included eight-

teen wire planes in three orientations, a gas Čerenkov detector [33], a pre-shower + shower calorimeter, and a scintillator plane between the calorimeter layers. The primary trigger was formed when signals above threshold were registered in geometrically overlapping regions of the gas Čerenkov and calorimeter. Wire-plane data allowed momentum reconstruction with a resolution of 1% [33]. With an angular acceptance of 65 msr, BigBite continuously measured electrons over the entire kinematic range of the experiment, and the sample was later divided into x bins of equal size. The variation over the BigBite acceptance of the measured asymmetry in each bin was found to be negligible [33].

Pair-produced electrons, originating from π^0 decay, contaminate the sample of DIS electrons, especially in the lowest x bins. We measured the yield of this process by reversing the BigBite polarity to observe e^+ with the same acceptance as that seen by e^- in normal running. A fit to these data, combined with data from the left high-resolution spectrometer and with CLAS EG1b [34] data taken at a similar scattering angle, was used to fill gaps in the kinematic coverage of these special measurements. The resulting ratio $f_{e^+} = N_{e^+}/N_{e^-}$ quantifies the contamination of the electron sample with pair-produced electrons. The underlying double-spin asymmetry A^{e^+} of the π^0 production process was measured to be 1–2% using the positron sample obtained during normal BigBite running, and cross-checked against the reversed-polarity positron asymmetry for the available kinematics.

The contamination of the scattered-electron sample with π^- was below 3% in all x bins, limited primarily by the efficiency of the gas Čerenkov in eliminating pions from the online trigger. Due to the low contamination level, the asymmetry in pion production had a negligible ($\lesssim 1\%$) effect on A_{\parallel} and A_{\perp} , and the pion correction to the asymmetry was therefore treated as a pure dilution f_{π^-} . Contamination of the positron sample with π^+ resulted in the dilution factor f_{π^+} . Particle identification was the dominant overall source of systematic error in this measurement.

The final physics asymmetries $A_{\parallel(\perp)}$, which are listed in Table 1, include internal and external radiative corrections $\Delta A_{\parallel(\perp)}^{\text{RC}}$ as well as background corrections:

$$A_{\parallel(\perp)} = \frac{A_{\parallel(\perp)}^{\text{cor}} - f_{e^+} A_{\parallel(\perp)}^{e^+}}{1 - f_{\pi^-} - f_{e^+} + f_{\pi^+} f_{e^+}} + \Delta A_{\parallel(\perp)}^{\text{RC}}. \quad (3)$$

To compute $\Delta A_{\parallel(\perp)}^{\text{RC}}$, the asymmetries were reformulated as polarized cross-section differences using the F1F209 [35] parameterization for the radiated unpolarized cross section. The polarized elastic tail was computed [36] and found to be negligible in both the parallel and perpendicular cases; therefore, this tail was not subtracted. Radiative corrections were then applied iteratively, according to the formalism first described by Mo and Tsai [37,38] for the unpolarized case, and checked by the Akushevich et al. [39] formalism for the polarized case. The DSSV global NLO analysis [40,41] was used as an input for the DIS region; the integration phase space was completed in the resonance region with the MAID model [42], and in the quasi-elastic region with the Bosted nucleon form factors [43] smeared with a scaling function [44]. The final results were then converted back to asymmetries. The contribution of these corrections to the uncertainty on $A_{\parallel(\perp)}$, estimated by varying the input models and radiation thicknesses of materials in the beamline and along the trajectory of the scattered electrons, was $\lesssim 2\%$. Energy-loss calculations were performed within the radiative-correction framework and not as part of the acceptance calculation; the effect of interbin migration due to energy loss was found to be small, and was neglected in the analysis. Smearing effects across individual x bins, due to the finite detector resolution, contributed a negligible amount to the uncertainty.

Table 1
DIS asymmetries A_{\parallel} and A_{\perp} measured on ${}^3\text{He}$ at two beam energies.

E (GeV)	$\langle x \rangle$	$\langle Q^2 \rangle$ (GeV/c) ²	$A_{\parallel} \pm \text{stat} \pm \text{syst}$	$A_{\perp} \pm \text{stat} \pm \text{syst}$
4.74	0.277	2.038	$-0.008 \pm 0.015 \pm 0.007$	$-0.002 \pm 0.008 \pm 0.003$
	0.325	2.347	$-0.009 \pm 0.009 \pm 0.003$	$-0.001 \pm 0.005 \pm 0.002$
	0.374	2.639	$0.005 \pm 0.007 \pm 0.002$	$-0.011 \pm 0.004 \pm 0.002$
	0.424	2.915	$-0.025 \pm 0.007 \pm 0.005$	$-0.003 \pm 0.004 \pm 0.002$
	0.473	3.176	$-0.021 \pm 0.008 \pm 0.003$	$-0.005 \pm 0.004 \pm 0.001$
5.89	0.277	2.626	$0.019 \pm 0.027 \pm 0.010$	$0.010 \pm 0.008 \pm 0.003$
	0.325	3.032	$-0.017 \pm 0.012 \pm 0.003$	$0.004 \pm 0.004 \pm 0.001$
	0.374	3.421	$-0.006 \pm 0.009 \pm 0.002$	$-0.001 \pm 0.003 \pm 0.001$
	0.424	3.802	$-0.020 \pm 0.009 \pm 0.003$	$-0.004 \pm 0.003 \pm 0.001$
	0.474	4.169	$-0.021 \pm 0.010 \pm 0.006$	$0.000 \pm 0.003 \pm 0.001$
	0.524	4.514	$0.002 \pm 0.012 \pm 0.002$	$0.000 \pm 0.004 \pm 0.001$
	0.573	4.848	$0.003 \pm 0.015 \pm 0.003$	$0.003 \pm 0.004 \pm 0.001$

A detailed discussion of the radiative corrections may be found in Ref. [45].

Polarized ${}^3\text{He}$ targets are commonly used as effective polarized neutron targets because, in the dominant S state, the spin of the ${}^3\text{He}$ nucleus is carried by the neutron. To extract the neutron asymmetry A_1^n from the measured asymmetry $A_1^{3\text{He}}$ on the nuclear target, we used a model for the ${}^3\text{He}$ wavefunction incorporating S , S' , and D states as well as a pre-existing $\Delta(1232)$ component [46]:

$$A_1^n = \frac{F_2^{3\text{He}} \left[A_1^{3\text{He}} - 2 \frac{F_2^p}{F_2^{3\text{He}}} P_p A_1^p \left(1 - \frac{0.014}{2P_p} \right) \right]}{P_n F_2^n \left(1 + \frac{0.056}{P_n} \right)}. \quad (4)$$

The effective proton and neutron polarizations were taken as $P_p = -0.028^{+0.009}_{-0.004}$ and $P_n = 0.860^{+0.036}_{-0.020}$ [47]. F_2 was parameterized with F1F209 [35] for ${}^3\text{He}$ and with CJ12 [48] for the neutron and proton, while A_1^p was modeled with a Q^2 -independent, three-parameter fit to world data [1,2,34,49–53] on proton targets. Eq. (4) was applied separately to the data from the two beam energies, at the average measured Q^2 values of 2.59 (GeV/c)² ($E = 4.7$ GeV) and 3.67 (GeV/c)² ($E = 5.9$ GeV). The resulting neutron asymmetry, the statistics-weighted average of the asymmetries measured at the two beam energies, is given as a function of x in Fig. 2 and Table 2 and corresponds to an average Q^2 value of 3.078 (GeV/c)². Table 2 also gives our results for the structure-function ratio $g_1^n/F_1^n = [y(1 + \epsilon R)]/[(1 - \epsilon)(2 - y)] \cdot [A_{\parallel} + \tan(\theta/2)A_{\perp}]$, where $y = (E - E')/E$ in the laboratory frame. This ratio was extracted from our ${}^3\text{He}$ data in the same way as A_1^n .

Combining the neutron g_1/F_1 data with measurements on the proton allows a flavor decomposition to separate the polarized-to-unpolarized-PDF ratios for up and down quarks, giving greater sensitivity than A_1^n to the differences between various theoretical models. When the strangeness content of the nucleon is neglected, these ratios can be extracted at leading order as

$$\frac{\Delta u + \Delta \bar{u}}{u + \bar{u}} = \frac{4}{15} \frac{g_1^p}{F_1^p} \left(4 + R^{du} \right) - \frac{1}{15} \frac{g_1^n}{F_1^n} \left(1 + 4R^{du} \right) \quad (5)$$

$$\frac{\Delta d + \Delta \bar{d}}{d + \bar{d}} = \frac{-1}{15} \frac{g_1^p}{F_1^p} \left(1 + \frac{4}{R^{du}} \right) + \frac{4}{15} \frac{g_1^n}{F_1^n} \left(4 + \frac{1}{R^{du}} \right) \quad (6)$$

where $R^{du} \equiv (d + \bar{d})/(u + \bar{u})$ and is taken from the CJ12 parameterization [48]; g_1^p/F_1^p was modeled with world data [34,51,52,57,59] in the same way as A_1^p . Measurements of g_1^p alone were not included in the fit so as not to introduce a model dependence in the choice of F_1 . An uncertainty of < 0.009 for $(\Delta u + \Delta \bar{u})/(u + \bar{u})$ and < 0.02 for $(\Delta d + \Delta \bar{d})/(d + \bar{d})$ was attributed to the neglect of the strangeness contribution. Other systematic uncertainty contributions were determined from the change in the result from

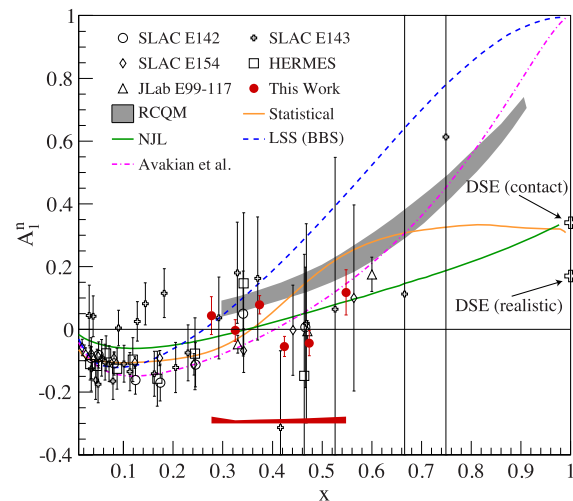


Fig. 2. (Color online.) Our A_1^n results in the DIS regime (filled circles), compared with world A_1^n data extracted using ${}^3\text{He}$ targets (SLAC E142 [54], SLAC E154 [55], Jefferson Lab E99-117 [56], and HERMES [57]) and using combined deuteron and proton data (SLAC E143 [51]). Statistical uncertainties are shown as error bars; our systematic uncertainties are given by the band below the data. Selected model predictions are also shown: RCQM [11], statistical [18,58], NJL [19], and two DSE-based approaches [20] (crosses at $x = 1$). Quark OAM is assumed to be absent in the LSS (BBS) parameterization [14], but is explicitly allowed in the Avakian et al. parameterization [15].

Table 2
 A_1^n and g_1^n/F_1^n results.

$\langle x \rangle$	$A_1^n \pm \text{stat} \pm \text{syst}$	$g_1^n/F_1^n \pm \text{stat} \pm \text{syst}$
0.277	$0.043 \pm 0.060 \pm 0.022$	$0.044 \pm 0.058 \pm 0.012$
0.325	$-0.004 \pm 0.035 \pm 0.009$	$-0.002 \pm 0.033 \pm 0.009$
0.374	$0.078 \pm 0.029 \pm 0.012$	$0.053 \pm 0.028 \pm 0.010$
0.424	$-0.055 \pm 0.032 \pm 0.014$	$-0.060 \pm 0.030 \pm 0.012$
0.474	$-0.044 \pm 0.040 \pm 0.016$	$-0.053 \pm 0.037 \pm 0.015$
0.548	$0.118 \pm 0.072 \pm 0.021$	$0.110 \pm 0.067 \pm 0.019$

varying each input within its uncertainty. Our results are given in Table 3, and plotted in Fig. 3 along with previous world DIS data and selected model predictions and parameterizations. The $(\Delta u + \Delta \bar{u})/(u + \bar{u})$ results, shown here for reference, are dominated by proton measurements. The semi-inclusive DIS ratios from HERMES [60] and COMPASS [61] are constructed from the published polarized PDFs, using the same unpolarized PDF parameterizations that were applied in the original analyses: CTEQ5L [62] in the case of the HERMES data, and MRST 2006 [63] for the COMPASS data. The uncertainties are therefore slightly larger than could be achieved from the raw data.

Two dedicated DIS A_1^n experiments [64,65] have been approved to run at Jefferson Lab in the coming years; one will use an

Table 3

$(\Delta u + \Delta \bar{u})/(u + \bar{u})$ and $(\Delta d + \Delta \bar{d})/(d + \bar{d})$ results. The reported systematic uncertainties include those from all sources, including the fit to world proton data, the parameterization of R^{du} , and neglect of the strangeness contribution.

x	$\frac{\Delta u + \Delta \bar{u}}{u + \bar{u}} \pm \delta_{\text{stat}} \pm \delta_{\text{syst}}$	$\frac{\Delta d + \Delta \bar{d}}{d + \bar{d}} \pm \delta_{\text{stat}} \pm \delta_{\text{syst}}$
0.277	$0.423 \pm 0.011 \pm 0.031$	$-0.160 \pm 0.094 \pm 0.028$
0.325	$0.484 \pm 0.006 \pm 0.037$	$-0.283 \pm 0.055 \pm 0.032$
0.374	$0.515 \pm 0.005 \pm 0.044$	$-0.241 \pm 0.048 \pm 0.039$
0.424	$0.569 \pm 0.005 \pm 0.051$	$-0.499 \pm 0.054 \pm 0.051$
0.474	$0.595 \pm 0.006 \pm 0.063$	$-0.559 \pm 0.070 \pm 0.070$
0.548	$0.598 \pm 0.009 \pm 0.077$	$-0.356 \pm 0.014 \pm 0.097$

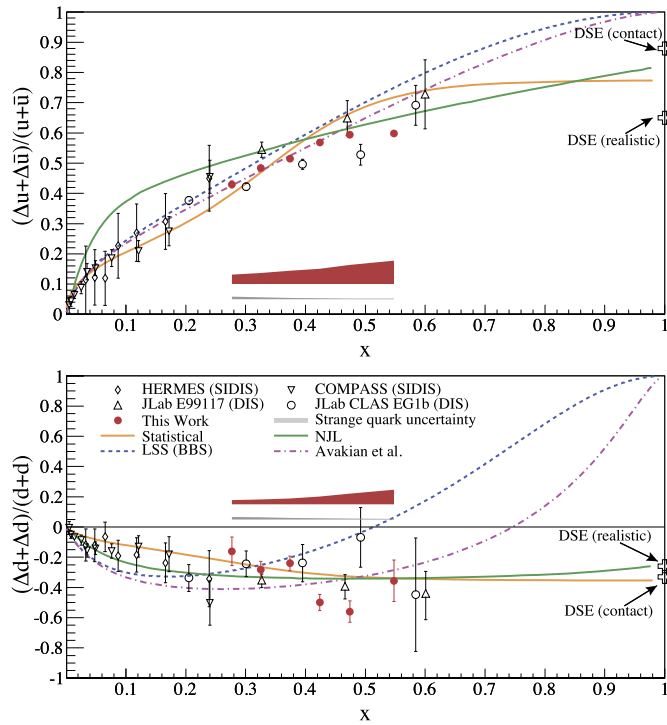


Fig. 3. (Color online.) Our results (filled circles) for $(\Delta u + \Delta \bar{u})/(u + \bar{u})$ (top, dominated by proton measurements and shown here for reference) and $(\Delta d + \Delta \bar{d})/(d + \bar{d})$ (bottom). The error bars on our results reflect the statistical uncertainties. The upper bands show the total systematic uncertainties on our results, while the lower bands represent the portions of those uncertainties that arise from neglecting the strange-quark contribution. Also plotted are inclusive DIS data (Jefferson Lab E99117 [47] and Jefferson Lab CLAS EG1b [34]), semi-inclusive DIS data (HERMES [60] and COMPASS [61]), reconstructed as described in the text, and models and parameterizations as described in Fig. 2. The recent pQCD parameterizations from the JAM Collaboration were performed at $Q^2 \approx 1$ (GeV/c)² and are not plotted with our higher- Q^2 data.

open-geometry spectrometer [64]. These experiments will push to higher x , achieving greater sensitivity via improved targets and particle identification, and will test the assumption of Q^2 independence over a broad kinematic range; such tests are necessary as A_1^n measurements begin to probe quark OAM and higher-twist effects.

Our results for A_1^n and $(\Delta d + \Delta \bar{d})/(d + \bar{d})$ support previous measurements in the range $0.277 \leq x \leq 0.548$. The A_1^n data are consistent with a zero crossing between $x = 0.4$ and $x = 0.55$, as reported by the Jefferson Lab E99-117 measurement [56]. Our data disfavor the original LSS (BBS) pQCD parameterization [14], while they are consistent with an extension that explicitly includes quark OAM [15]. Our leading-order extraction of $(\Delta d + \Delta \bar{d})/(d + \bar{d})$ shows no evidence of a transition to a positive slope, as is eventually required by hadron helicity conservation, in the x range probed. It is

not yet possible to definitively distinguish between modern models – pQCD, statistical, NJL, or DSE – in the world data to date, but our data points will help constrain further work in the high- x regime. Our results were obtained with a new measurement technique, relying on an open-geometry spectrometer deployed at a large scattering angle with a gas Čerenkov detector to limit the charged-pion background.

Our data, in combination with previous measurements, suggest that additional neutron DIS measurements in the region $0.5 \leq x \leq 0.8$ will be of particular interest in establishing the high- x behavior of the nucleon spin structure; in addition, an extension of the DSE-based approach [20] to $x < 1$ would be valuable. It is our hope that our data will inspire further theoretical work in the high- x DIS region.

Acknowledgements

We gratefully acknowledge the outstanding support of the Jefferson Lab Accelerator Division and Hall A staff in bringing this experiment to a successful conclusion. This material is based upon work supported by the U.S. Department of Energy, Office of Science, Office of Nuclear Physics, under Award Numbers DE-FG02-87ER40315 and DE-FG02-94ER40844 and Contract DE-AC05-06OR23177, under which the Jefferson Science Associates, LLC, operate Jefferson Lab.

References

- [1] J. Ashman, et al., Phys. Lett. B 206 (1988) 364.
- [2] J. Ashman, et al., Nucl. Phys. B 328 (1989) 1.
- [3] C.A. Aidala, et al., Rev. Mod. Phys. 85 (2013) 655.
- [4] L. Adamczyk, et al., Precision measurement of the longitudinal double-spin asymmetry for inclusive jet production in polarized proton collisions at $\sqrt{s} = 200$ GeV, arXiv:1405.5134 [hep-ex], 2014.
- [5] A. Adare, et al., Phys. Rev. D 90 (2014) 012007.
- [6] L. Adamczyk, et al., Phys. Rev. Lett. 113 (2014) 072301.
- [7] W. Melnitchouk, R. Ent, C.E. Keppel, Phys. Rep. 406 (2005) 127.
- [8] Y.L. Dokshitzer, Sov. Phys. JETP 46 (1977) 641.
- [9] V.N. Gribov, L.N. Lipatov, Sov. J. Nucl. Phys. 15 (1972) 438.
- [10] G. Altarelli, G. Parisi, Nucl. Phys. B 126 (1977) 298.
- [11] N. Isgur, Phys. Rev. D 59 (1999) 034013.
- [12] G. Farrar, D.R. Jackson, Phys. Rev. Lett. 35 (1975) 1416.
- [13] G. Farrar, Phys. Lett. B 70 (1977) 346.
- [14] E. Leader, A.V. Sidorov, D.B. Stamenov, Int. J. Mod. Phys. A 13 (1998) 5573.
- [15] H. Avakian, et al., Phys. Rev. Lett. 99 (2007) 082001.
- [16] P. Jimenez-Delgado, A. Accardi, W. Melnitchouk, Phys. Rev. D 89 (2014) 034025.
- [17] P. Jimenez-Delgado, H. Avakian, W. Melnitchouk, Phys. Lett. B 738 (2014) 263.
- [18] C. Bourrely, J. Soffer, F. Buccella, Eur. Phys. J. C 23 (2002) 487.
- [19] I.C. Cloët, W. Bentz, A.W. Thomas, Phys. Lett. B 621 (2005) 246.
- [20] C.D. Roberts, R.J. Holt, S.M. Schmidt, Phys. Lett. B 727 (2013) 249.
- [21] K. Abe, et al., Phys. Lett. B 452 (1999) 194.
- [22] M. Posik, et al., Phys. Rev. Lett. 113 (2014) 022002.
- [23] C.K. Sinclair, et al., Phys. Rev. Spec. Top., Accel. Beams 10 (2007) 023501.
- [24] J. Singh, et al., The development of high-performance alkali-hybrid polarized He-3 targets for electron scattering, arXiv:1309.4004 [physics.atom-ph], 2013.
- [25] E. Babcock, et al., Phys. Rev. Lett. 91 (2003) 123003.
- [26] J. Alcorn, et al., Nucl. Instrum. Methods Phys. Res., Sect. A 522 (2004) 294.
- [27] D.J.J. de Lange, et al., Nucl. Instrum. Methods Phys. Res., Sect. A 406 (1998) 182.
- [28] S. Escoffier, et al., Nucl. Instrum. Methods Phys. Res., Sect. A 551 (2005) 563.
- [29] M. Friend, et al., Nucl. Instrum. Methods Phys. Res., Sect. A 676 (2012) 96.
- [30] A.V. Glamazdin, et al., Fizika B 8 (1999) 91.
- [31] M.V. Romalis, et al., Nucl. Instrum. Methods Phys. Res., Sect. A 402 (1998) 260.
- [32] I. Kominis, Measurement of the neutron (^3He) spin structure at low Q^2 and the extended Gerasimov–Drell–Hearn sum rule, PhD thesis, Princeton University, 2001.
- [33] M. Posik, A precision measurement of the neutron d_2 : probing the color force, PhD thesis, Temple University, 2014.
- [34] K.V. Dharmawardane, et al., Phys. Lett. B 641 (2006) 11.
- [35] P.E. Bosted, V. Mamyan, Empirical fit to electron-nucleus scattering, arXiv:1203.2262 [nucl-th], 2012.
- [36] A. Amroun, et al., Nucl. Phys. A 579 (1994) 596.
- [37] L.W. Mo, Y.S. Tsai, Rev. Mod. Phys. 41 (1969) 205.
- [38] Y.S. Tsai, Radiative corrections to electron scattering, SLAC-PUB-0848, 1971.
- [39] I. Akushevich, et al., Comput. Phys. Commun. 104 (1997) 201.

- [40] D. de Florian, R. Sassot, M. Stratmann, W. Vogelsang, *Phys. Rev. Lett.* **101** (2008) 072001.
- [41] D. de Florian, R. Sassot, M. Stratmann, W. Vogelsang, *Phys. Rev. D* **80** (2009) 034030.
- [42] D. Drechsel, S.S. Kamalov, L. Tiator, *Eur. Phys. J. A* **34** (2007) 69.
- [43] P.E. Bosted, *Phys. Rev. C* **51** (1995) 409.
- [44] J.E. Amaro, et al., *Phys. Rev. C* **71** (2005) 015501.
- [45] D. Flay, Measurements of the neutron longitudinal spin asymmetry A_1 and flavor decomposition in the valence quark region, PhD thesis, Temple University, 2014.
- [46] F. Bissey, V. Guzey, M. Strikman, A. Thomas, *Phys. Rev. C* **65** (2002) 064317.
- [47] X. Zheng, et al., *Phys. Rev. C* **70** (2004) 065207.
- [48] J.F. Owens, A. Accardi, W. Melnitchouk, *Phys. Rev. D* **87** (2013) 094012.
- [49] B. Adeva, et al., *Phys. Rev. D* **58** (1998) 112001.
- [50] A. Airapetian, et al., *Phys. Rev. D* **75** (2007) 012007.
- [51] K. Abe, et al., *Phys. Rev. D* **58** (1998) 112003.
- [52] P.L. Anthony, et al., *Phys. Lett. B* **458** (1999) 529.
- [53] M.G. Alekseev, et al., *Phys. Lett. B* **690** (2010) 466.
- [54] P.L. Anthony, et al., *Phys. Rev. D* **54** (1996) 6620.
- [55] K. Abe, et al., *Phys. Rev. Lett.* **79** (1997) 26.
- [56] X. Zheng, et al., *Phys. Rev. Lett.* **92** (2004) 012004.
- [57] K. Ackerstaff, et al., *Phys. Lett. B* **404** (1997) 383.
- [58] C. Bourrely, J. Soffer, *Phys. Lett. B* **740** (2015) 168.
- [59] Y. Prok, et al., *Phys. Rev. C* **90** (2014) 025212.
- [60] A. Airapetian, et al., *Phys. Rev. D* **71** (2005) 012003.
- [61] M.G. Alekseev, et al., *Phys. Lett. B* **693** (2010) 227.
- [62] H.L. Lai, et al., *Eur. Phys. J. C* **12** (2000) 375.
- [63] A.D. Martin, W.J. Stirling, R.S. Thorne, *Phys. Lett. B* **636** (2006) 259.
- [64] T. Averett, et al., Measurement of neutron spin asymmetry A_1^n in the valence quark region using 8.8 GeV and 6.6 GeV beam energies and BigBite spectrometer in Hall A, Jefferson Lab PAC 30, E12-06-122, 2006.
- [65] G. Cates, et al., Measurement of neutron spin asymmetry A_1^n in the valence quark region using an 11 GeV beam and a polarized ^3He target in Hall C, Jefferson Lab PAC 36, E12-06-110, 2010.