



## Study of $J/\psi \rightarrow \omega K^+ K^-$

BES Collaboration

M. Ablikim<sup>a</sup>, J.Z. Bai<sup>a</sup>, Y. Ban<sup>k</sup>, J.G. Bian<sup>a</sup>, D.V. Bugg<sup>t</sup>, X. Cai<sup>a</sup>, J.F. Chang<sup>a</sup>,  
 H.F. Chen<sup>q</sup>, H.S. Chen<sup>a</sup>, H.X. Chen<sup>a</sup>, J.C. Chen<sup>a</sup>, Jin Chen<sup>a</sup>, Jun Chen<sup>g</sup>, M.L. Chen<sup>a</sup>,  
 Y.B. Chen<sup>a</sup>, S.P. Chi<sup>b</sup>, Y.P. Chu<sup>a</sup>, X.Z. Cui<sup>a</sup>, H.L. Dai<sup>a</sup>, Y.S. Dai<sup>s</sup>, Z.Y. Deng<sup>a</sup>,  
 L.Y. Dong<sup>a,1</sup>, Q.F. Dong<sup>o</sup>, S.X. Du<sup>a</sup>, Z.Z. Du<sup>a</sup>, J. Fang<sup>a</sup>, S.S. Fang<sup>b</sup>, C.D. Fu<sup>a</sup>,  
 H.Y. Fu<sup>a</sup>, C.S. Gao<sup>a</sup>, Y.N. Gao<sup>o</sup>, M.Y. Gong<sup>a</sup>, W.X. Gong<sup>a</sup>, S.D. Gu<sup>a</sup>, Y.N. Guo<sup>a</sup>,  
 Y.Q. Guo<sup>a</sup>, Z.J. Guo<sup>p</sup>, F.A. Harris<sup>p</sup>, K.L. He<sup>a</sup>, M. He<sup>l</sup>, X. He<sup>a</sup>, Y.K. Heng<sup>a</sup>,  
 H.M. Hu<sup>a</sup>, T. Hu<sup>a</sup>, G.S. Huang<sup>a,2</sup>, X.P. Huang<sup>a</sup>, X.T. Huang<sup>l</sup>, X.B. Ji<sup>a</sup>, C.H. Jiang<sup>a</sup>,  
 X.S. Jiang<sup>a</sup>, D.P. Jin<sup>a</sup>, S. Jin<sup>a</sup>, Y. Jin<sup>a</sup>, Yi Jin<sup>a</sup>, Y.F. Lai<sup>a</sup>, F. Li<sup>a</sup>, G. Li<sup>b</sup>, H.H. Li<sup>a</sup>,  
 J. Li<sup>a</sup>, J.C. Li<sup>a</sup>, Q.J. Li<sup>a</sup>, R.Y. Li<sup>a</sup>, S.M. Li<sup>a</sup>, W.D. Li<sup>a</sup>, W.G. Li<sup>a</sup>, X.L. Li<sup>h</sup>, X.Q. Li<sup>j</sup>,  
 Y.L. Li<sup>d</sup>, Y.F. Liang<sup>n</sup>, H.B. Liao<sup>f</sup>, C.X. Liu<sup>a</sup>, F. Liu<sup>f</sup>, Fang Liu<sup>q</sup>, H.H. Liu<sup>a</sup>,  
 H.M. Liu<sup>a</sup>, J. Liu<sup>k</sup>, J.B. Liu<sup>a</sup>, J.P. Liu<sup>r</sup>, R.G. Liu<sup>a</sup>, Z.A. Liu<sup>a</sup>, Z.X. Liu<sup>a</sup>, F. Lu<sup>a</sup>,  
 G.R. Lu<sup>e</sup>, H.J. Lu<sup>q</sup>, J.G. Lu<sup>a</sup>, C.L. Luo<sup>i</sup>, L.X. Luo<sup>d</sup>, X.L. Luo<sup>a</sup>, F.C. Ma<sup>h</sup>, H.L. Ma<sup>a</sup>,  
 J.M. Ma<sup>a</sup>, L.L. Ma<sup>a</sup>, Q.M. Ma<sup>a</sup>, X.B. Ma<sup>e</sup>, X.Y. Ma<sup>a</sup>, Z.P. Mao<sup>a</sup>, X.H. Mo<sup>a</sup>, J. Nie<sup>a</sup>,  
 Z.D. Nie<sup>a</sup>, S.L. Olsen<sup>p</sup>, H.P. Peng<sup>q</sup>, N.D. Qi<sup>a</sup>, C.D. Qian<sup>m</sup>, H. Qin<sup>i</sup>, J.F. Qiu<sup>a</sup>,  
 Z.Y. Ren<sup>a</sup>, G. Rong<sup>a</sup>, L.Y. Shan<sup>a</sup>, L. Shang<sup>a</sup>, D.L. Shen<sup>a</sup>, X.Y. Shen<sup>a</sup>, H.Y. Sheng<sup>a</sup>,  
 F. Shi<sup>a</sup>, X. Shi<sup>k,3</sup>, H.S. Sun<sup>a</sup>, J.F. Sun<sup>a</sup>, S.S. Sun<sup>a</sup>, Y.Z. Sun<sup>a</sup>, Z.J. Sun<sup>a</sup>, X. Tang<sup>a</sup>,  
 N. Tao<sup>q</sup>, Y.R. Tian<sup>o</sup>, G.L. Tong<sup>a</sup>, G.S. Varner<sup>p</sup>, D.Y. Wang<sup>a</sup>, J.Z. Wang<sup>a</sup>, K. Wang<sup>q</sup>,  
 L. Wang<sup>a</sup>, L.S. Wang<sup>a</sup>, M. Wang<sup>a</sup>, P. Wang<sup>a</sup>, P.L. Wang<sup>a</sup>, S.Z. Wang<sup>a</sup>, W.F. Wang<sup>a,4</sup>,  
 Y.F. Wang<sup>a</sup>, Z. Wang<sup>a</sup>, Z.Y. Wang<sup>a</sup>, Zhe Wang<sup>a</sup>, Zheng Wang<sup>b</sup>, C.L. Wei<sup>a</sup>, D.H. Wei<sup>a</sup>,  
 N. Wu<sup>a</sup>, Y.M. Wu<sup>a</sup>, X.M. Xia<sup>a</sup>, X.X. Xie<sup>a</sup>, B. Xin<sup>h,2</sup>, G.F. Xu<sup>a</sup>, H. Xu<sup>a</sup>, S.T. Xue<sup>a</sup>,  
 M.L. Yan<sup>q</sup>, F. Yang<sup>j</sup>, H.X. Yang<sup>a</sup>, J. Yang<sup>q</sup>, Y.X. Yang<sup>c</sup>, M. Ye<sup>a</sup>, M.H. Ye<sup>b</sup>, Y.X. Ye<sup>q</sup>,  
 L.H. Yi<sup>g</sup>, Z.Y. Yi<sup>a</sup>, C.S. Yu<sup>a</sup>, G.W. Yu<sup>a</sup>, C.Z. Yuan<sup>a</sup>, J.M. Yuan<sup>a</sup>, Y. Yuan<sup>a</sup>,  
 S.L. Zang<sup>a</sup>, Y. Zeng<sup>g</sup>, Yu Zeng<sup>a</sup>, B.X. Zhang<sup>a</sup>, B.Y. Zhang<sup>a</sup>, C.C. Zhang<sup>a</sup>,  
 D.H. Zhang<sup>a</sup>, H.Y. Zhang<sup>a</sup>, J. Zhang<sup>a</sup>, J.W. Zhang<sup>a</sup>, J.Y. Zhang<sup>a</sup>, Q.J. Zhang<sup>a</sup>,  
 S.Q. Zhang<sup>a</sup>, X.M. Zhang<sup>a</sup>, X.Y. Zhang<sup>l</sup>, Y.Y. Zhang<sup>a</sup>, Yiyun Zhang<sup>n</sup>, Z.P. Zhang<sup>q</sup>,  
 Z.Q. Zhang<sup>e</sup>, D.X. Zhao<sup>a</sup>, J.B. Zhao<sup>a</sup>, J.W. Zhao<sup>a</sup>, M.G. Zhao<sup>j</sup>, P.P. Zhao<sup>a</sup>,  
 W.R. Zhao<sup>a</sup>, X.J. Zhao<sup>a</sup>, Y.B. Zhao<sup>a</sup>, Z.G. Zhao<sup>a,5</sup>, H.Q. Zheng<sup>k</sup>, J.P. Zheng<sup>a</sup>,  
 L.S. Zheng<sup>a</sup>, Z.P. Zheng<sup>a</sup>, X.C. Zhong<sup>a</sup>, B.Q. Zhou<sup>a</sup>, G.M. Zhou<sup>a</sup>, L. Zhou<sup>a</sup>,

N.F. Zhou <sup>a</sup>, K.J. Zhu <sup>a</sup>, Q.M. Zhu <sup>a</sup>, Y.C. Zhu <sup>a</sup>, Y.S. Zhu <sup>a</sup>, Yingchun Zhu <sup>a,6</sup>, Z.A. Zhu <sup>a</sup>,  
B.A. Zhuang <sup>a</sup>, X.A. Zhuang <sup>a</sup>, B.S. Zou <sup>a</sup>

<sup>a</sup> Institute of High Energy Physics, Beijing 100049, People's Republic of China

<sup>b</sup> China Center for Advanced Science and Technology (CCAST), Beijing 100080, People's Republic of China

<sup>c</sup> Guangxi Normal University, Guilin 541004, People's Republic of China

<sup>d</sup> Guangxi University, Nanning 530004, People's Republic of China

<sup>e</sup> Henan Normal University, Xinxiang 453002, People's Republic of China

<sup>f</sup> Huazhong Normal University, Wuhan 430079, People's Republic of China

<sup>g</sup> Hunan University, Changsha 410082, People's Republic of China

<sup>h</sup> Liaoning University, Shenyang 110036, People's Republic of China

<sup>i</sup> Nanjing Normal University, Nanjing 210097, People's Republic of China

<sup>j</sup> Nankai University, Tianjin 300071, People's Republic of China

<sup>k</sup> Peking University, Beijing 100871, People's Republic of China

<sup>l</sup> Shandong University, Jinan 250100, People's Republic of China

<sup>m</sup> Shanghai Jiaotong University, Shanghai 200030, People's Republic of China

<sup>n</sup> Sichuan University, Chengdu 610064, People's Republic of China

<sup>o</sup> Tsinghua University, Beijing 100084, People's Republic of China

<sup>p</sup> University of Hawaii, Honolulu, HI 96822, USA

<sup>q</sup> University of Science and Technology of China, Hefei 230026, People's Republic of China

<sup>r</sup> Wuhan University, Wuhan 430072, People's Republic of China

<sup>s</sup> Zhejiang University, Hangzhou 310028, People's Republic of China

<sup>t</sup> Queen Mary, University of London, London E1 4NS, UK

Received 1 September 2004; received in revised form 15 October 2004; accepted 15 October 2004

Available online 30 October 2004

Editor: W.-D. Schlatter

## Abstract

New data are presented on  $J/\psi \rightarrow \omega K^+ K^-$  from a sample of 58M  $J/\psi$  events in the upgraded BES II detector at the BEPC. There is a conspicuous signal for  $f_0(1710) \rightarrow K^+ K^-$  and a peak at higher mass which may be fitted with  $f_2(2150) \rightarrow K \bar{K}$ . From a combined analysis with  $\omega\pi^+\pi^-$  data, the branching ratio  $\text{BR}(f_0(1710) \rightarrow \pi\pi)/\text{BR}(f_0(1710) \rightarrow K \bar{K})$  is  $< 0.11$  at the 95% confidence level.

© 2004 Elsevier B.V. Open access under [CC BY license](#).

PACS: 13.25.Gv; 14.40.Gx; 13.40.Hq

In a recent publication, we have presented new data on  $J/\psi \rightarrow \omega\pi^+\pi^-$  [1] from a sample of 58M  $J/\psi$

events taken in the Beijing spectrometer (BES) detector at the Beijing electron–positron collider. Here we report data on  $J/\psi \rightarrow \omega K^+ K^-$ . Earlier data on this channel with lower statistics have been published by Mark I [2], DM2 [3] and Mark III [4].

The BES II detector is a large solid-angle magnetic spectrometer that is described in detail in Ref. [5]. Charged particles are measured in a vertex chamber and main drift chamber (MDC); these are surrounded by a solenoidal magnet providing a nearly uniform field of 0.4 T. Photons are detected in a Barrel shower counter (BSC) made of gas proportional tubes interleaved with 12 radiation lengths of lead sheets. A time-

*E-mail address:* [dongly@slac.stanford.edu](mailto:dongly@slac.stanford.edu) (L.Y. Dong).

<sup>1</sup> Current address: Iowa State University, Ames, IA 50011-3160, USA.

<sup>2</sup> Current address: Purdue University, West Lafayette, IN 47907, USA.

<sup>3</sup> Current address: Cornell University, Ithaca, NY 14853, USA.

<sup>4</sup> Current address: Laboratoire de l'Accélérateur Linéaire, F-91898 Orsay, France.

<sup>5</sup> Current address: University of Michigan, Ann Arbor, MI 48109, USA.

<sup>6</sup> Current address: DESY, D-22607 Hamburg, Germany.

of-flight (TOF) hodoscope immediately outside the MDC provides separation between pions, kaons, and protons. The time resolution of the TOF measurement is 180 ps. Further separation is obtained using  $dE/dx$  in the MDC.

The point of closest approach of a charged track to the beam is required to be within 2 cm of the beam axis and within 20 cm of the centre of the interaction region along the beam axis. Both photons are required to be isolated from charged tracks by demanding an angle  $> 8^\circ$  to the nearest charged track. Any photon with an energy deposit  $< 30$  MeV in the shower counter is rejected. All particles are required to lie well within the acceptance of the detector, with charged tracks having laboratory polar angles  $\theta$  satisfying  $|\cos\theta| < 0.84$  and with transverse momenta  $> 60$  MeV/c.

The  $\omega$  is observed decaying to  $\pi^+\pi^-\pi^0$ . The  $\omega K K$  events are selected initially by demanding two photons and four charged tracks with total charge zero. If there are more than two photons in an event, all combinations are used to form the candidate  $\pi^0$ . An extra photon can arise from interactions of charged particles in the detector. Kaons can be identified up to momenta of 800 MeV/c by TOF and  $dE/dx$  measurements. The two slowest particles always have momenta  $< 800$  MeV/c. The first step is to identify one kaon and one pion using TOF and  $dE/dx$ . The other two tracks often have momenta too high to be identified by TOF and  $dE/dx$ , so a four-constraint kinematic fit is made for the  $K^+K^-\pi^+\pi^-\gamma\gamma$  hypothesis. The kinematic fit requires  $\chi^2(K^+K^-\pi^+\pi^-\gamma\gamma) < 40$ .

For a given  $\omega$  momentum, the mass of the accompanying  $K\bar{K}$  pair is unique. The decay angles of  $\pi\pi$  and  $K\bar{K}$  in the lab frame are very different except near 0 or  $180^\circ$ . There, the backward  $\pi$  or  $K$  differ strongly in momentum and are easily distinguished by momentum, TOF, and  $dE/dx$ . As a result, there is a clean separation between  $\omega\pi^+\pi^-$  and  $\omega K^+K^-$ .

Most background originates from  $K^+K^-\pi^+\pi^-\pi^0$ . The other sources of background are  $K_S^0$  in final states  $K_S^0 K^\pm \pi^\mp \pi^0$  and  $K_S^0 K^\pm \pi^\mp \gamma$ . Most  $K_S$  events are rejected as follows. If

$$\chi^2(K_S^0 K^\pm \pi^\mp \gamma \gamma) < \chi^2(K^+ K^- \pi^+ \pi^- \gamma \gamma) \quad \text{or}$$

$$\chi^2(K_S^0 K^\pm \pi^\mp \gamma) < \chi^2(K^+ K^- \pi^+ \pi^- \gamma \gamma),$$

events are discarded if any  $K\pi\pi\pi$  combination has  $M(\pi^+\pi^-)$  in the interval  $497 \pm 25$  MeV/c<sup>2</sup> and  $r_{xy} >$

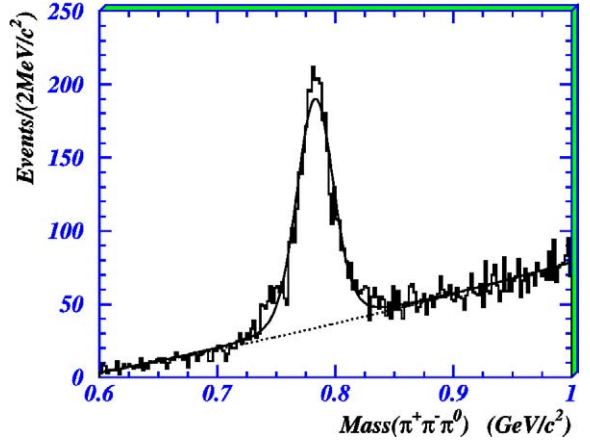


Fig. 1. The mass distribution of  $\pi^+\pi^-\pi^0$  in  $K\bar{K}\pi^+\pi^-\pi^0$  events. The full curve is a Gaussian fit to the  $\omega$ , superimposed on a quadratic background (dotted curve).

3 mm; here  $r_{xy}$  is the distance from the beam axis to the  $\pi^+\pi^-$  vertex. This avoids rejecting too many signal events; surviving  $K_S$  background is too small to be visible. The transverse resolution of the second vertex is 1.2 mm.

The  $\pi^0$  is selected by requiring  $|M_{\gamma\gamma} - M_{\pi^0}| < 0.020$  GeV/c<sup>2</sup>; the  $\pi^0$  mass resolution is  $\sim 15$  MeV/c<sup>2</sup>. The resulting  $\pi^+\pi^-\pi^0$  mass distribution is shown in Fig. 1. The  $\omega$  signal is then selected requiring  $|M_{\pi^+\pi^-\pi^0} - M_\omega| \leq 40$  MeV/c<sup>2</sup>. The background is fitted by a second order polynomial in  $M(\pi^+\pi^-\pi^0)$ . A background of  $(22.9 \pm 2.0)\%$  is estimated from  $\omega$  sidebands, defined by  $80 \leq |M_{\pi^+\pi^-\pi^0} - M_\omega| \leq 160$  MeV/c<sup>2</sup>; the error allows for small variations when the location and width of the sidebins are changed. After the background subtraction, there are 3438 signal events. From the Monte Carlo simulation, the average detection efficiency is 4.0%.

Fig. 2(a) shows the experimental Dalitz plot, and Fig. 2(c) and (d) shows projections on to masses of  $K^+K^-$  and  $\omega K$ ; the shaded area indicates background events from the sideband estimation.

The channels fitted to the data are:

$$J/\psi \rightarrow \omega\sigma$$

$$\rightarrow \omega f_0(980)$$

$$\rightarrow \omega f_0(1710)$$

$$\rightarrow \omega f_2(1270)$$

$$\rightarrow \omega f_2'(1525) \quad \text{or} \quad \omega f_2(1565)$$

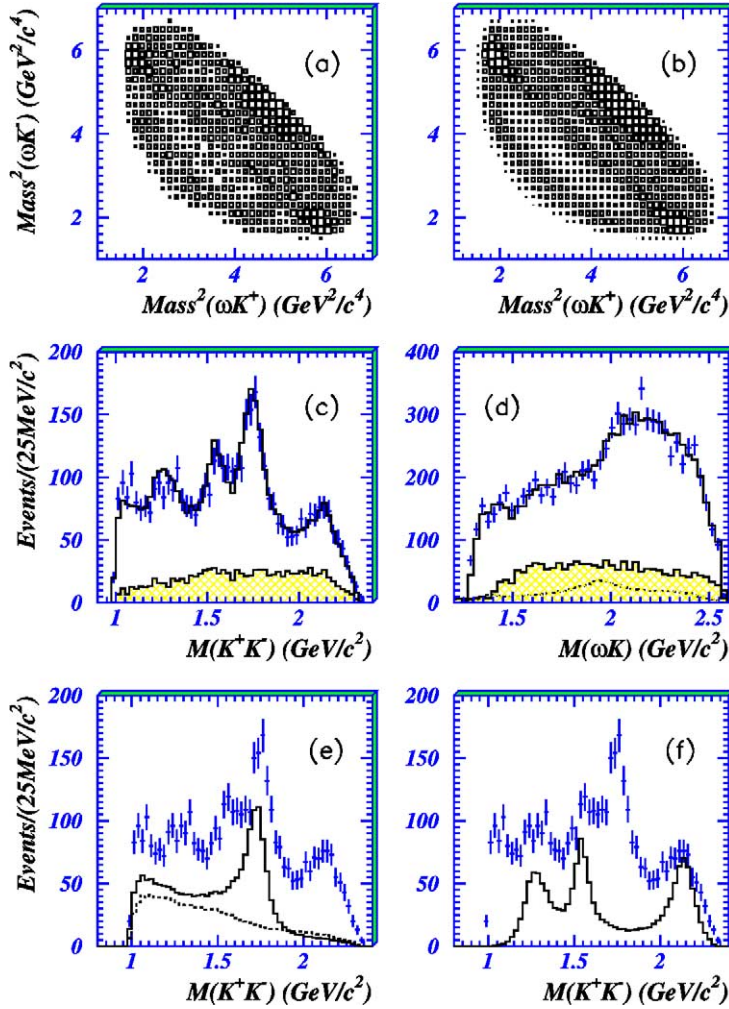


Fig. 2. (a) and (b): Measured and fitted Dalitz plots for  $\omega K^+ K^-$ ; (c) and (d) are projections on to  $K^+ K^-$  and  $\omega K$  mass. In the latter, histograms show the maximum likelihood fit; the shaded region indicates the background estimated from sidebins; the dashed curve in (d) shows the magnitude of the  $K_1(1400)$  contribution and a  $K\omega$  contribution at 1945  $\text{MeV}/c^2$ ; (e) and (f) show mass projections of  $f_0$  and  $f_2$  contributions to  $K^+ K^-$ . The dashed curve of (e) shows the  $\sigma \rightarrow K^+ K^-$   $S$ -wave contribution.

- $\rightarrow \omega f_2(2150)$
- $\rightarrow K_1(1400)K$
- $\rightarrow K_1(1950)K$ .

Amplitudes are fitted to relativistic tensor expressions documented in Ref. [6]. For spin 0 in  $K\bar{K}$ , two transitions from  $J/\psi$  are allowed with orbital angular momenta  $\ell = 0$  and 2 in the production process. For spin 2, there are five amplitudes: one with  $\ell = 0$ , three with  $\ell = 2$  and one with  $\ell = 4$ . In fitting these, Blatt–

Weisskopf centrifugal barrier factors are included with a radius of 0.8 fm, though results are insensitive to this choice. In the amplitude analysis, information from the  $\omega \rightarrow \pi^+ \pi^- \pi^0$  decay is included in the tensor expressions.

The polarisation vector of the  $\omega$  lies along the normal to its decay plane. The correlation between this polarisation vector, the production plane, and the decay of the  $f_J$  to  $K^+ K^-$  is sensitive to the spin of  $f_J$  and also to the helicity amplitudes for its production.

This correlation cannot readily be displayed, since it depends on five angles; however, tests with different  $J^P$  demonstrate the sensitivity to quantum numbers.

Fig. 2(b) shows the Dalitz plot from the log likelihood fit described below. Histograms on Fig. 2(e) and (f) show projections of  $f_0$  and  $f_2$  contributions to this fit.

The  $\omega\pi^+\pi^-$  data of Ref. [1] determine all helicity amplitudes for production of  $f_2(1270)$  well. In fitting present data, the relative magnitudes of these amplitudes are fixed to values from  $\omega\pi\pi$ . Contributions from  $f_0(980)$  are likewise fixed from the signal observed in  $\omega\pi^+\pi^-$ ; its branching ratio  $K\bar{K}/\pi\pi$  is taken from the Flatté formula fitted to  $J/\psi \rightarrow \phi\pi^+\pi^-$  and  $\phi K^+K^-$  [7], where there are conspicuous  $f_0(980)$  signals. Phases for  $f_2(1270)$  and  $f_0(980)$  amplitudes are fitted freely, since they arise from multiple scattering, which is different in  $K\bar{K}$  and  $\pi\pi$  final states.

For other components, there is a general problem in isolating  $f_0$  from possible  $f_2$  for two reasons. Firstly, five  $2^+$  amplitudes can simulate two  $0^+$  amplitudes closely; amplitudes with  $J^P = 2^+$  may be identified if they give rise to decay angular distributions which are non-isotropic. Secondly, fitted  $2^+$  amplitudes can fluctuate for angles outside the acceptance. For high  $K^+K^-$  mass above 2 GeV/c<sup>2</sup>, this latter problem is somewhat reduced, because the  $\ell = 4$  amplitude is suppressed by the strong centrifugal barrier for production.

We use  $\sigma$  to denote a broad  $K^+K^-$  S-wave contribution. We find that it peaks towards the lower  $K\bar{K}$  masses as shown by the dashed curve of Fig. 2(e). However, the dependence on mass above 1 GeV is somewhat uncertain. Many alternative fits have been

tried with similar results. A component peaking towards threshold is required; without it, the fit to the  $K\bar{K}$  mass distribution of Fig. 2(c) is bad. We have therefore tried parametrisations using the  $\sigma$  pole of Ref. [1], and a coupling constant of the form  $G_1 + G_2s$  or  $G_1 + G_2/s$ . The optimum fit requires a slightly more rapid fall with  $s$  than the  $\sigma$  pole, in order to fit four points at the lowest  $K\bar{K}$  masses. However, we regard this as unphysical and therefore eventually choose to use the  $\sigma$  pole of Ref. [1] unchanged, with  $G_2 = 0$ . Note that there is a substantial constructive interference in present data between  $f_0(980)$  and  $\sigma$  amplitudes at masses close to threshold.

A dominant feature is  $f_0(1710)$ ; the present data are consistent with earlier studies which identify  $J = 0$  [8,9]. They are also consistent with the absence of any significant  $J = 2$  contribution. A  $K\bar{K}$  fit for  $f_0(1710)$  with  $J = 0$  yields  $M = 1738 \pm 30$  MeV/c<sup>2</sup>,  $\Gamma = 125 \pm 20$  MeV/c<sup>2</sup>. The error in the mass is mostly systematic, and arises from uncertainty in the  $\sigma$  amplitude with which  $f_0(1710)$  interferes; the error in  $\Gamma$  is mostly statistical, but includes allowance for interference with the remaining  $0^+$  amplitude. Earlier BES II data on  $J/\psi \rightarrow \gamma K^+K^-$  and  $\gamma K_S^0 K_S^0$  gave  $M = 1740 \pm 4(\text{stat})^{+10}_{-25}(\text{syst})$  MeV/c<sup>2</sup> and  $\Gamma = 166^{+5}_{-8}{}^{+15}_{-10}$  MeV/c<sup>2</sup> [8].

A fit with  $J = 2$  for the  $f_0(1710)$ , using five amplitudes, gives log likelihood worse only by 15 as compared to the  $J = 0$  case; the fit is shown in Fig. 3. However, the fit with spin 0 uses only two production amplitudes with  $\ell = 0$  and 2. The fit with spin 0 requires an  $\ell = 0$  amplitude which is completely dominant over  $\ell = 2$ . However, for spin 2 the  $\ell = 2$  amplitudes dominate over  $\ell = 0$ . The phase space available in the process  $J/\psi \rightarrow \omega f_J(1710)$  is rather

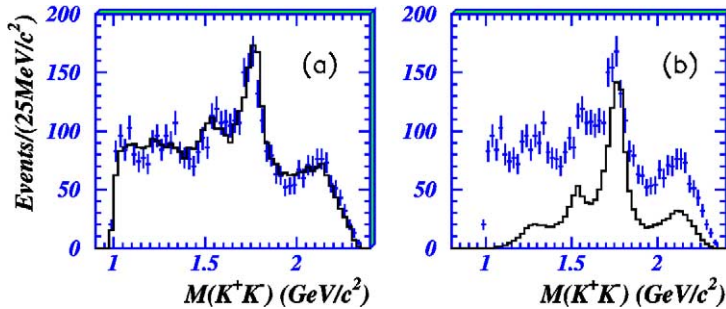


Fig. 3. (a) The projection on to  $M(K^+K^-)$  from an alternative fit using  $f_2(1710)$ ; (b) the contribution from  $J^P = 2^+$ .

limited, and the  $\ell = 2$  and 4 centrifugal barriers for the production process should suppress those amplitudes strongly. If the  $\ell = 2$  and 4 amplitudes are removed, spin 0 gives a fit better than spin 2 by 90 in log likelihood.

This pattern of behaviour is symptomatic of what is required for spin 2 to simulate spin 0. The spin 2 amplitude with  $\ell = 0$  has a unique dependence on angles; it contains a distinctive term  $3 \cos^2 \alpha_K - 1$ , where  $\alpha_K$  is the decay angle of the  $K^+$  in the resonance rest frame, with respect to the direction of the recoil  $\omega$ . Simulation of spin 0 requires large  $J = 2$   $\ell = 2$  and 4 amplitudes to produce compensating terms in  $\sin^2 \alpha_K$ . Although this is suspicious, the  $J = 2$  possibility cannot be ruled out from present data.

We discuss next the branching ratio of  $f_0(1710)$  between  $K\bar{K}$  and  $\pi\pi$ , using information from  $J/\psi \rightarrow \omega\pi^+\pi^-$  [1], where statistics of  $\sim 40K$  events are available. In those data, there is no definite evidence for the presence of  $f_0(1710)$ . If a  $J = 0$  signal is fitted with a width of 125 MeV and the normalisation is left free, a scan of the mass reveals no optimum around 1710 MeV/ $c^2$ ; the maximum fitted signal in the mass range 1710–1750 MeV/ $c^2$  is only  $(0.43 \pm 0.21)\%$  of  $\omega\pi^+\pi^-$ .

In the  $\omega K^+ K^-$  data presented here, the  $f_0(1710)$  intensity is  $(38 \pm 6)\%$  of the data within the same acceptance as for  $\omega\pi^+\pi^-$ ; the error is almost entirely systematic, and covers all alternative parametrisations of the  $\sigma$  amplitude and removing the  $K_1(1400)$ . The branching fraction for  $J/\psi \rightarrow \omega f_0(1710)$ ,  $f_0(1710) \rightarrow K^+ K^-$  is  $(6.6 \pm 1.3) \times 10^{-4}$ . We find at the 95% confidence level

$$\frac{\text{BR}(f_0(1710) \rightarrow \pi\pi)}{\text{BR}(f_0(1710) \rightarrow K\bar{K})} < 0.11, \quad (1)$$

where all charge states for decay are taken into account.

One caveat is necessary. In our study of  $J/\psi \rightarrow \phi\pi^+\pi^-$  and  $\phi K^+ K^-$  [7], definite evidence is found for an  $f_0(1770)$ , distinct from  $f_0(1710)$  and decaying to  $\pi\pi$  (and possibly weakly to  $K\bar{K}$ ). There is a remote possibility that  $f_0(1710)$  and  $f_0(1770)$  are both present in  $\omega\pi\pi$  data but cancel by destructive interference. Such a cancellation would require that they have the same magnitudes but opposite phases. Even then, the cancellation is incomplete, because they have different masses and widths. Allowing for this possi-

ble cancellation, the upper limit of the branching ratio given in Eq. (1) could increase to 0.16 if the magnitudes happen to be equal, which is unlikely.

The peak in Fig. 2(c) at  $\sim 1550$  MeV/ $c^2$  may be fitted with either  $f_2'(1525)$  or  $f_2(1565)$ , or both. Spin 2 is required by non-isotropic decay angular distributions; a fit with an  $f_0$  with the same mass and width gives a worse log likelihood by 64. Also no  $f_0(1500)$  is visible in the  $\omega\pi^+\pi^-$  data of Ref. [1]. If the peak is fitted with  $f_2'(1525)$ , the branching fraction is close to that for  $f_2(1270) \rightarrow K\bar{K}$ . However, because of interferences between helicity amplitudes, the branching fraction could be a factor 2 larger or smaller. If the peak is fitted with  $f_2(1565)$ , the branching fraction is similar to that of  $f_2(1565)$  in  $\omega\pi\pi$  data, but again could be a factor 2 larger or smaller. The fit shown in Fig. 2 uses  $f_2'(1525)$ . The branching ratio of  $f_2(1270)$  between  $K\bar{K}$  and  $\pi\pi$  is  $(5.2 \pm 2.5)\%$ , consistent with the range of values quoted by the Particle Data Group [9]; again the error arises from flexibility in interferences between helicity amplitudes.

There is a further feature at  $\sim 2150$  MeV/ $c^2$  in the  $K^+ K^-$  mass spectrum. Some spin  $\geq 2$  component is required by non-isotropic decay angular distributions. An optimum fit to present data may be achieved with a mass of  $2150 \pm 20$  MeV/ $c^2$  and a width  $\Gamma = 150 \pm 30$  MeV/ $c^2$ ; these values are within a few MeV/ $c^2$  of the PDG average:  $M = 2157 \pm 12$  MeV/ $c^2$ ,  $\Gamma = 167 \pm 30$  MeV/ $c^2$  [9]. Errors are mostly statistical but also cover changes when the small amplitudes are omitted from the fit. The data do not rule out the possibility of spin 4, but the fit is consistent with the known  $f_2(2150)$ .

Fig. 4 shows distributions for four angles after selecting  $M_{KK} > 2000$  MeV/ $c^2$ . The angle  $\chi$  is the angle between the decay plane of  $\omega \rightarrow \pi^+\pi^-\pi^0$  and the decay plane  $X \rightarrow K\bar{K}$ ;  $\theta_\omega$  is the production angle of the  $\omega$  in the  $J/\psi$  rest frame. The angle  $\alpha_K$  is the decay angle of the  $K$  in the rest frame of  $X$ , taken with respect to the direction of the recoil  $\omega$ ;  $\beta_\omega$  is the angle between the normal to the  $\omega$  decay plane and the beam direction. The distribution for  $\cos \alpha_K$  is distinctly non-isotropic, although after integrating over all but one of the angles, much of the spin information is lost; the full amplitude analysis is much more reliable than projections on to individual angles. The dashed curves illustrate the acceptance. The shaded histograms at the bottom of each

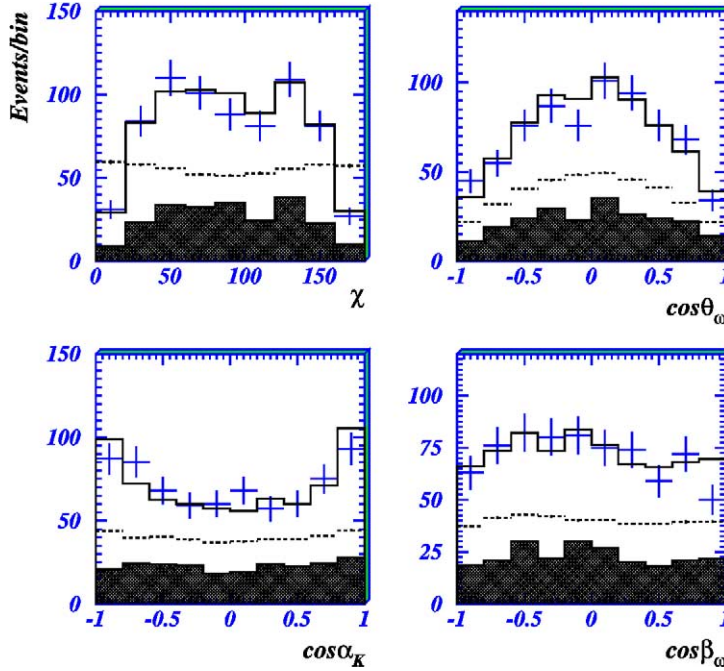


Fig. 4. Angular distributions for  $M_{KK} > 2000 \text{ MeV}/c^2$  for angles  $\chi$ ,  $\theta_\omega$ ,  $\alpha_K$  and  $\beta_\omega$  defined in the text; histograms show the fit and the lower shaded histograms the background, taken from sidebands. The dashed histograms show the acceptance.

panel show background, which is taken from sidebins.

A marginal improvement of 21 in log likelihood may be obtained by adding  $f_0(2100) \rightarrow K^+K^-$ . However, this is not sufficient to be sure of its presence, so it is omitted.

The  $\omega K$  mass distribution is not fitted perfectly unless a small component decaying to  $\omega K$  is included with  $M \sim 1945 \text{ MeV}/c^2$ ,  $\Gamma \sim 270 \text{ MeV}/c^2$  and  $J^{PC} = 1^{++}$ . It is not possible to discriminate this cleanly from the known  $K_2(1820)$  and  $K(1830)$  ( $J^P = 0^-$ ) [9] which lie nearby. Conclusions about  $f_0$  and  $f_2$  components are insensitive to this ambiguity. At lower masses, inclusion of  $K_1(1400) \rightarrow \omega K$  also gives a significant improvement of 81 in log likelihood.

In summary, the main features of the data are peaks which may be attributed to  $f_0(1710)$ ,  $f_2(2150)$ ,  $f_2(1270)$  and either  $f_2'(1525)$  or  $f_2(1565)$ . An upper limit of 0.11 is set on the ratio  $\text{BR}[f_0(1710) \rightarrow \pi\pi]/\text{BR}[f_0(1710) \rightarrow K\bar{K}]$ . This upper limit could rise to 0.16 if there is a fortuitous cancellation of

$f_0(1710)$  and  $f_0(1770)$  in  $\omega\pi\pi$  data in both magnitude and phase.

## Acknowledgements

The BES Collaboration thanks the staff of BEPC for their hard efforts. This work is supported in part by the National Natural Science Foundation of China under contracts Nos. 19991480, 10225524, 10225525, the Chinese Academy of Sciences under contract No. KJ 95T-03, the 100 Talents Program of CAS under Contract Nos. U-11, U-24, U-25, and the Knowledge Innovation Project of CAS under Contract Nos. U-602, U-34(IHEP); by the National Natural Science Foundation of China under Contract Nos. 10175060(USTC), 10225522 (Tsinghua University); and the US Department of Energy under Contract No. DE-FG03-94ER40833 (U Hawaii). We wish to acknowledge financial support from the Royal Society for collaboration between the BES group and Queen Mary, London.

**References**

- [1] J.Z. Bai, et al., BES Collaboration, Phys. Lett. B 598 (2004) 149.
- [2] G.J. Feldman, M.L. Perl, Phys. Rep. 33 (1977) 285.
- [3] A. Falvard, et al., Phys. Rev. D 38 (1988) 2706.
- [4] L. Köpke, N. Wermes, Phys. Rep. 174 (1989) 67.
- [5] J.Z. Bai, et al., BES Collaboration, Nucl. Instrum. Methods A 458 (2001) 627.
- [6] B.S. Zou, D.V. Bugg, Eur. Phys. J. A 16 (2003) 537.
- [7] J.Z. Bai, et al., BES Collaboration, Study of  $J/\psi \rightarrow \phi\pi^+\pi^-$  and  $\phi K^+K^-$ , Phys. Lett. B, submitted for publication.
- [8] J.Z. Bai, et al., BES Collaboration, Phys. Rev. D 68 (2003) 052003.
- [9] S. Eidelman, et al., Particle Data Group, Phys. Lett. B 592 (2004) 1.