



Distributed multiscale computing with MUSCLE 2, the Multiscale Coupling Library and Environment



J. Borgdorff^{a,*}, M. Mamonski^{b,1}, B. Bosak^b, K. Kurowski^b, M. Ben Belgacem^c, B. Chopard^c, D. Groen^d, P.V. Coveney^d, A.G. Hoekstra^{a,e}

^a Computational Science, Faculty of Science, University of Amsterdam, Amsterdam, The Netherlands

^b Poznań Supercomputing and Networking Center, Poznań, Poland

^c Computer Science Centre, University of Geneva, Carouge, Switzerland

^d Centre for Computational Science, University College London, London, United Kingdom

^e National Research University ITMO, Saint-Petersburg, Russia

ARTICLE INFO

Article history:

Received 4 November 2013

Received in revised form 24 March 2014

Accepted 8 April 2014

Available online 18 April 2014

Keywords:

Distributed multiscale computing
Multiscale modelling
Model coupling
Execution environment
MUSCLE

ABSTRACT

We present the Multiscale Coupling Library and Environment: MUSCLE 2. This multiscale component-based execution environment has a simple to use Java, C++, C, Python and Fortran API, compatible with MPI, OpenMP and threading codes. We demonstrate its local and distributed computing capabilities and compare its performance to MUSCLE 1, file copy, MPI, MPWide, and GridFTP. The local throughput of MPI is about two times higher, so very tightly coupled code should use MPI as a single submodel of MUSCLE 2; the distributed performance of GridFTP is lower, especially for small messages. We test the performance of a canal system model with MUSCLE 2, where it introduces an overhead as small as 5% compared to MPI.

© 2014 The Authors. Published by Elsevier B.V. This is an open access article under the CC BY license (<http://creativecommons.org/licenses/by/3.0/>).

1. Introduction

Multiscale modelling and simulation is of growing interest [21], with appeal to scientists in many fields such as computational biomedicine [33], biology [34], systems biology [14], physics [15], chemistry [27] and earth sciences [3]. Meanwhile, there are efforts to provide a more general way of describing multiscale models [26,38,7], including our Multiscale Modelling and Simulation Framework [13,23,24,8]. This framework describes the process of constructing a multiscale model by identifying and separating its scales, defining a multiscale model as a set of coupled single scale models. It then provides a computational modelling language and environment to create and deploy such models on a range of

computing infrastructures. For an example of biomedical applications in this context, see [19].

In this paper we present a means to implement multiscale models as described in this theoretical framework: The Multiscale Coupling Library and Environment 2 (MUSCLE 2). It takes a component-based approach to multiscale modelling, promoting modularity in its design. In essence, it treats single scale models as a separate components and facilitates their coupling, whether they are executed at one location or multiple. It is open source software under the LGPL version 3 license and is available at <http://apps.man.poznan.pl/trac/muscle>. MUSCLE 1 [22] generally had the same architecture and it was based on the Complex Automata theory [23,24] and focussed on multi-agent multiscale computing. The differences between MUSCLE 1 and 2 are discussed in Appendix A.3, and amount to sharing only 4% of their code. The main goal of creating a successor to MUSCLE 1 was to support simulations on high performance computing infrastructures.

Distributed computing is a way to take advantage of limited and heterogeneous resources in combination with heterogeneous multiscale models. There are several motivations for distributing the computation of a multiscale model: to make use of more resources than available on one site; making use of heterogeneous resources such as clusters with GPUs, fast I/O, highly interconnected CPU's, or fast cores; or making use of a local software license on one

* Corresponding author. Tel.: +31 20 525 7446.

E-mail addresses: J.Borgdorff@uva.nl, joris@jorisborgdorff.nl (J. Borgdorff), bbosak@man.poznan.pl (B. Bosak), krzysztof.kurowski@man.poznan.pl (K. Kurowski), mohamed.benbelgacem@unige.ch (M. Ben Belgacem), bastien.chopard@unige.ch (B. Chopard), d.groen@ucl.ac.uk (D. Groen), p.v.coveney@ucl.ac.uk (P.V. Coveney), A.G.Hoekstra@uva.nl (A.G. Hoekstra).

¹ Mariusz Mamonski (1984–2013) suddenly deceased after the first submission of this article. He had a major role in the development, deployment, tests, support, and software compatibility of MUSCLE 2.

machine and running a highly parallel code on a high-performance cluster. Projects such as EGI and PRACE make distributed infrastructure available, and software that uses it is then usually managed by a middleware layer to manage distributed computing for users [39].

Quite a few open and generic component-based computing frameworks already exist, for instance the CCA [2] with CCaffeine [1], the Model Coupling Toolkit (MCT) [28,29], Pyre [11], or OpenPALM [12]; see the full comparison by Groen et al. [21]. The Model Coupling Toolkit has a long track-record and uses Fortran code with MPI as a communication layer so it potentially makes optimal use of high-performance machines. OpenPALM uses TCP/IP as a communication layer and it is packaged with a graphical user interface to couple models. Both frameworks provide some built-in data transformations. MUSCLE 2 uses shared memory for models started in the same command and TCP/IP for multiple commands. An advantage over the other mentioned frameworks is that it provides additional support for distributed computing and for Java. However, it has fewer built-in data transformations available and does not provide tools for implementing the contents of single scale models, so it should be combined with domain-specific libraries.

There are many libraries for local and wide-area communications, apart from MPI implementations and the ubiquitous TCP/IP sockets. MPWide [20], for instance, is a lightweight library that optimises the communication speed between different supercomputers or clusters; ZeroMQ [25] is an extensive communication library for doing easy and fast message passing. To use them for model coupling these libraries have to be called in additional glue code. MUSCLE 2 optionally uses MPWide for wide area communication because of its speed and few dependencies.

So far MUSCLE 2 is being used in a number of multiscale models, for instance a collection of parallel Fortran codes of the Fusion community [17], a gene regulatory network simulation [37], a hydrology application [5], and in a multiscale model of in-stent restenosis [10,6,19].

In this paper, we introduce the design of MUSCLE 2 in Section 2, including the theoretical background of the Multiscale Modelling and Simulation Framework, MUSCLE 2's Programming Interface (API) and runtime environment. The performance and startup overhead of MUSCLE 2 is measured in Section 3 in a number of benchmarks. Finally, in Section 4 two applications that use MUSCLE are described, principally a multiscale model of a complex canal system, for which additional performance tests are done.

2. Design

MUSCLE 2 is a platform to execute time-driven multiscale simulations. It takes advantage of the separation between the submodels that together form the multiscale model, by treating each submodel as a component in a component-based simulation. The submodels individually keep track of the local simulation time, and synchronise time when exchanging messages.

A strict separation of submodels is assumed in the design of MUSCLE 2, so the implementation of a submodel does not dictate how it should be coupled to other submodels. Rather, each submodel sends and receives messages with specified ports that are coupled at a later stage. When coupling, modellers face their main scientific challenge: to devise and implement a suitable scale bridging method to couple single scale models. MUSCLE 2 supports the technical side of this by offering several functional components, described in Section 2.1.

The runtime environment of MUSCLE 2 executes a coupled multiscale model on given machines. It can run each submodel on an independent desktop machine, local cluster, supercomputer, or run all submodels at the same location. For instance, when one or more submodels have high computational requirements or require alternate resources such as GPU computing, these submodels can

be executed on a suitable machine, while the others are executed on a smaller cluster. A requirement is that a connection can be established between submodels, and that a message can only be sent to currently running submodels. For some models a local laptop, desktop or cluster will suffice; MUSCLE 2 also works well in these scenarios. Technical details about the runtime environment can be found in Appendix A.

MUSCLE 2 is separated into an API, which submodel code uses, a coupling scripting environment that specifies how the submodels will be coupled, and a runtime environment, that actually executes the multiscale model on various machines. The library is independent from the coupling, which is in turn independent from the runtime environment. As a result, a submodel is implemented once and can be coupled in a variety of ways, and then executed on any suitable set of machines. Additionally, future enhancements to the runtime environment are possible without changing the library.

2.1. Theoretical background

To generally couple multiscale models, a framework describing the foundations of multiscale modelling [13,8,27,26] and its repercussions on multiscale computing [7,16] was conceived. It starts by decomposing a phenomenon into multiple single scale phenomena using a scale separation map as a visual aid. Based on these single scale phenomena, single scale models are created; see Fig. 1. Ideally, these single scale models are independent and rely only on new messages at specific input ports, while sending messages with observations of their state at output ports. By coupling output ports to input ports using so-called conduits, a multiscale model is formed. Assuming a time-driven simulation approach, each message is associated with a time point, which should be kept consistent between single scale models.

The theoretical framework distinguishes between acyclically and cyclically coupled models. In the former, no feedback is possible from one submodel to the other, while in the latter a submodel may give feedback as often as needed. This distinction has many computational implications, such as the need to keep submodels active in cyclically coupled models, or the recurring and possibly dynamic need for computing resources. MUSCLE 2 focusses on cyclically coupled models by keeping submodels active during the entire simulation, whereas workflow systems tend to focus on acyclically coupled models.

Listing 1. Submodel execution loop in MUSCLE 2

```
do {
    init()
    while (!endCondition()) {
        intermediateObservation()
        incrementTime()
        solvingStep()
    }
    finalObservation()
} while (restartSubmodel())
```

To facilitate consistency, submodels each have a fixed submodel execution loop as in Listing 1, consisting of initialisation, a loop with first an observation and then a solving step, and then a final observation. This loop can be restarted as long as a submodel with a coarser time scale provides input for the initial condition. During initialisation and solving steps, only input may be requested, and during the observations, only output may be generated. Although this is the general contract, submodel implementations in MUSCLE 2 may diverge from this loop, for example if it would increase performance.

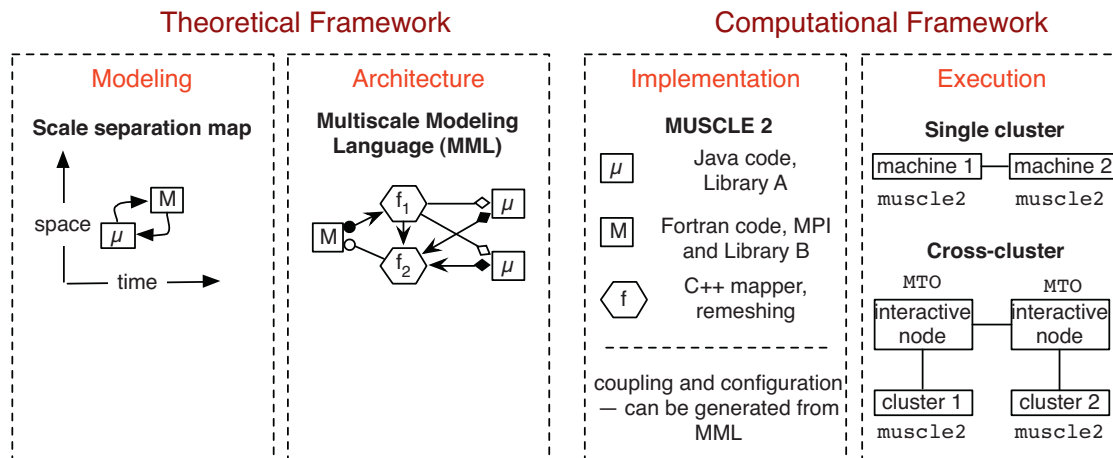


Fig. 1. Overview of the approach presented in this paper. First, use the multiscale modelling and simulation framework to characterise a multiscale model: create a scale separation map (for example with macro model M and micro model μ), and translate it to the computationally oriented multiscale modelling language, including any mappers f_1 and f_2 to do scale bridging and/or data conversions (Section 2.1). The architecture is implemented and coupled with MUSCLE 2 (Sections 2.2 and 2.3), and finally, executed on a single machine or cluster with plain MUSCLE 2 (Section 2.4), or cross-cluster using the MUSCLE Transport Overlay (MTO, Section 2.5).

Submodels should remain independent and as such the data expected by a submodel will not automatically match the observation of another. For this purpose data can be modified in transit, thus implementing scale bridging methods, either by light-weight conduit filters, which change data in a single conduit, or by mappers, which may combine the data of multiple sources or extract multiple messages from a single observation. Finally, the input for a submodel may not be available from another submodel but rather from an external source, or conversely, an observation might only be used outside the model. In that case, terminals may be used: sources to provide data and sinks to extract data.

Each of the concepts mentioned in this paragraph is defined in the multiscale modelling language (MML). In MML these concepts are well-defined and accessible for automated analysis, for example to predict deadlocks or the total runtime of a simulation. Also, the configuration file of MUSCLE 2 can be generated from MML.

2.2. Library

The library part of MUSCLE 2 consists of Java, C, C++, Python, Fortran APIs and coupling definitions in Ruby. The API's for these languages can each: send and receive arrays, strings, and raw bytes; do logging; and stage in- and output files. Other programming languages and additional libraries may use the MUSCLE 2 API as long as it can interface with one of the listed programming languages. Send calls have non-blocking semantics whereas receive calls are blocking by default but may be used as non-blocking instead. An example of sending and receiving data with MUSCLE 2 is shown in Table 1. The formal submodel loop in Listing 1 is advised but not enforced.

The Java API, in addition to the API's of the other languages, allows implementing formal MML constructs such as formal submodels, filters, and mappers, and sending and receiving advanced data structures like Java classes. Because MUSCLE 2 allows multiple languages in a multiscale model, filters and mappers can also be used in models that otherwise do not use Java. In all cases, the API is non-invasive and does not force a certain programming paradigm, which makes it straightforward to incorporate in existing code.

2.3. Configuration

The configuration of a multiscale model and the coupling is done in a Ruby file. In this file, submodels and their scales are specified, parametrised, and coupled to each other. Mappers, conduit filters, sources and sinks are also added to the coupling topology here. A

conduit can be configured with multiple filters; predefined-filters such as data compression, or custom filters such as data transformations or conversions. Because the configuration is a Ruby script the coupling topology can be automatically generated, for instance to set up a ring or grid topology, or to read a network from a file.

Below is an example of the configuration of a multiscale model with one macro-model and one micro-model, with a single coupling from macro to micro.

```
# Add the classpath of the submodels, using environment
# variable $MODEL_HOME
add_classpath ENV['MODEL_HOME'] + '/build/classes'

# Create a submodel instance 'macro' with implementing
# Java class 'mypackage.Macro'
macro = Instance.new('macro', 'mypackage.Macro')

# Set the macro timestep to 1 hour, and the total
# simulation time to 1 day
macro['dt'] = '1 hour'
macro['T'] = '1 day'

# For 'micro', use a predefined MUSCLE MPI submodel
# and specify the executable
micro = Instance.new('micro',
                    'muscle.core.standalone.MPIKernel')
micro['command'] = ENV['MODEL_HOME'] + '/build/micro'

# Couple the port 'macroVariable' of macro to port
# 'environValue' of micro
macro.couple(micro, 'macroVariable' => 'environValue')
```

2.4. Runtime environment

The runtime environment of MUSCLE 2 is designed to be light-weight and portable, and to provide high performance. MUSCLE 2 is supported on Linux and OS X. Data is transmitted between submodels and mappers, both called instances, using direct and thus decentralised message passing.

Each MUSCLE 2 simulation has a single Simulation Manager and one or more Local Managers, as shown in Fig. 2. The Simulation Manager keeps track of which instances have started and what their location is. The Local Manager starts the instances that were assigned to it in separate threads and listens for incoming connections. Instances will start computation immediately but they will block and become idle as soon as they try to receive a message that

Table 1
Sending (first row) and receiving (second row) a message in MUSCLE 2 in various programming languages.

Java	C++	Fortran
<pre>double[] dataA = new double[100]; out("portA").send(dataA);</pre>	<pre>double* dataA = new double[100]; muscle::env::send("portA", dataA, 100, MUSCLE_DOUBLE); delete [] dataA;</pre>	<pre>real*8 :: dataA(1:100) call MUSCLE_Send("portA", dataA, %REF(100), %REF(MUSCLE_DOUBLE))</pre>
<pre>double[] dataB = (double[]) in('portB').receive();</pre>	<pre>size_t len; double* dataB = (double*) muscle::env::receive("portB", (void*)0, len, MUSCLE_DOUBLE); muscle::env::free_data(dataB, MUSCLE_DOUBLE);</pre>	<pre>integer :: len real*8 :: dataB(1:100) call MUSCLE_Receive("portB", dataB, len, %REF(MUSCLE_DOUBLE)) call MUSCLE_Free(dataB, %REF(MUSCLE_DOUBLE))</pre>

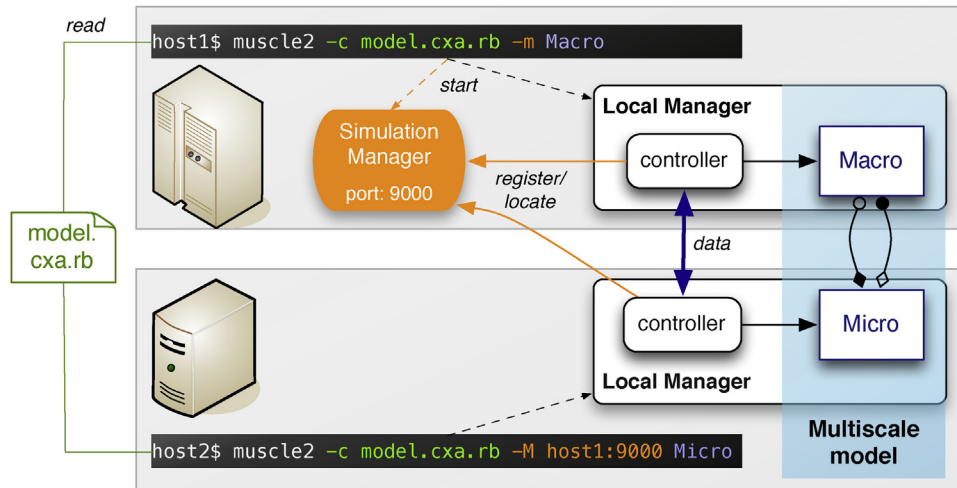


Fig. 2. An example of the MUSCLE runtime environment, explained in Section 2.4, doing a distributed execution of the multiscale model described in file `model.cxa.rb` on machines `host1` and `host2`. The register and data arrows are both TCP/IP connections. The Macro and Micro rectangles make up a multiscale model.

has not yet been sent, or try to send a message to an instance that has not been started.

A so-called native instance is a compiled instance that runs as a separate executable. Its controller is still implemented in Java and therefore the executable will try to establish a TCP/IP connection with this controller, which will then do all communication with other instances and with the Simulation Manager. A native instance may be serial or use threading, OpenMP, or MPI.

Message-passing mechanisms that are used are shown in Fig. 3. Messages within a Java Virtual Machine are sent using shared memory. To insure independence of data between instances, the data is copied once before it is delivered from one instance to the other unless otherwise specified. Messages between Local Managers and between the Local and Simulation Managers are sent over TCP/IP, which is available everywhere and inherently allows communication with between machines. The MessagePack serialisation library [32] is used for these communications because of its efficient packing. The connection between a native instance and its controller uses the XDR [36] serialisation library because it is already installed in most Unix-like systems.

2.5. Cross-cluster computing

Because MUSCLE 2 uses TCP/IP for message passing between instances, it can communicate over the internet and within clusters. However, most HPC systems prevent direct communication between submodels running on different clusters. Therefore, MUSCLE 2 provides the user space daemon MUSCLE Transport Overlay (MTO). It runs on an interactive node of an high-performance

cluster and will forward data from MUSCLE 2 instances running on the cluster to the MTO of another cluster, which will forward it to the intended MUSCLE 2 instance. By default, it does this with plain non-blocking TCP/IP sockets, but it can also use the MPWide 1.8 [20] library. MPWide's goal is to optimise the performance of message-passing over wide-area networks, especially for larger messages.

Because the MUSCLE 2 instances that make up a distributed simulation have to run concurrently and their in- and output files have to be managed, cross-cluster simulations are tedious to do manually. For this reason the MUSCLE 2 framework was integrated with the QosCosGrid (QCG) middleware stack [9]. The QCG middleware stack offers users advanced job management and resource management capabilities for e-Infrastructure. It will manage the execution of a distributed MUSCLE 2 simulation from a central location, reducing the input and management needed from the user.

3. Performance

The main benefit of MUSCLE 2 is the library and coupling environment that it provides. However, for many if not all multiscale simulations, performance is equally important. The performance of MUSCLE 2 has two aspects: the overhead it introduces and the messaging speed that it provides. These were measured on four resources: an iMac (a local desktop machine), Zeus (a community cluster accessible through EGI or PL-GRID), Huygens (a PRACE Tier-1 resource from SurfSARA, the Netherlands) and SuperMUC (a PRACE Tier-0 resource from Leibniz-Rechenzentrum, Germany). See Table 2 for their details.

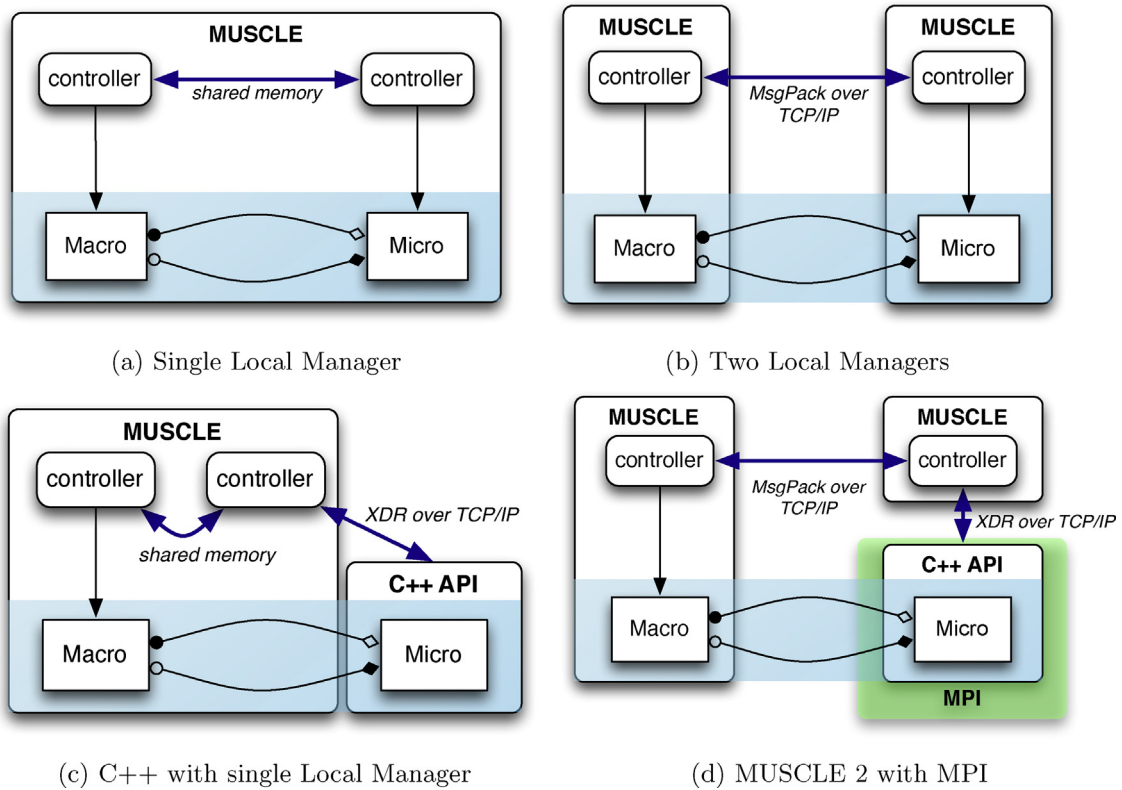


Fig. 3. Different ways in which MUSCLE 2 can be executed. A box with the MUSCLE label indicates a Local Manager. Thick edges indicate communication between instances. They are labelled with the means of communication.

Table 2
Computing resources used in performance testing.

Name	Infrastructure	Location	Processor	Cores per node
iMac	Local desktop	Amsterdam, The Netherlands	Intel i3 3.2 GHz	2/4 ^a
Zeus	PL-Grid, EGI	Krakow, Poland	Intel Xeon 2.4 GHz	4
SuperMUC	PRACE Tier-0	Munich, Germany	Intel Xeon 2.7 GHz	16/32 ^a
Huygens	PRACE Tier-1	Amsterdam, The Netherlands	IBM Power6 4.7 GHz	32/64 ^a
Cartesius	PRACE Tier-1	Amsterdam, The Netherlands	Intel Xeon 2.7 GHz	12/24 ^a
Gordias	Local cluster	Geneva, Switzerland	Intel Xeon 2.4 GHz	8
Scylla	Local cluster	Geneva, Switzerland	Intel Xeon 2.4 GHz	12

^a Two HyperThreads per core.

3.1. Overhead

With MUSCLE’s runtime overhead figures, a user can estimate what the impact of MUSCLE will be on the execution time and memory for a given multiscale model. To test the overhead we will start a varied number of submodels and conduits, to evaluate their impact on CPU and memory usage. The overhead will be measured on an iMac and on SuperMUC.

To test the overhead in execution time, MUSCLE is started with 30 different submodel counts n , from 1 to 1000, and 36 different conduit counts m , from 0 to 50,000. The submodels are created in a configuration script, in which each submodel adds a conduit to each of the following m/n submodels, wrapping around to the first submodel if there are less than m/n succeeding submodels. Once the simulation has started, each submodel sends and receives one empty message through each conduit, and then exits. This way, all submodels must be active simultaneously for a small amount of time, like they would be in a normal simulation. Since a submodel with native (C/C++/Fortran) code needs to start an additional executable, it is measured separately. The amount of time spent on Java garbage collection is not separately measured. Software versions on iMac are Java 1.7.0.7 and Ruby 1.9.3; on SuperMUC they

are Java 1.6.0.32 and Ruby 1.8.7. The minimal overhead a is determined by taking the minimum value encountered. The additional runtime overhead b per submodel and c per conduit is determined by fitting the data to the equation $a + bn + cm$, where n are the number of submodels and m are the number of conduits. The additional runtime per native submodel was fitted to a linear curve separately. The minimum memory overhead was taken as the memory of running with one submodel, all other values were separately fitted to a linear curve.

The results for this experiment are listed in Table 3. With the highest number of submodels and conduits (1000 and 50,000 respectively), execution took 7.1 seconds on the iMac and 6.6 seconds on SuperMUC; the lowest runtimes were 0.68 and 1.2 s respectively. For most if not all multiscale simulations, even 7.1 s overhead will not be significant compared to the overhead of running the simulation, and for multiscale simulations with less than 10 submodels, the overhead will be close to a second.

The memory consumption was measured in a similar way as runtime overhead, except here ten submodel counts from 1 to 1000 where used, and separately thirteen conduit counts from 0 to 50,000, each started four times. The Java Virtual Machine of the Local Manager was set up with an initial heap size of 1 GB

Table 3
Runtime and memory consumption^a of MUSCLE, on a local iMac and the PRACE machine SuperMUC (see their details in Table 2). Entries marked ‘-’ were not measured. We assume that memory consumption on both machines is similar, since they both use 64-bit Intel processors. The first row (Overhead) indicates the overhead of MUSCLE without starting any submodels, the other rows show additional overhead to this baseline.

	iMac runtime	SuperMUC runtime	iMac memory
Overhead	0.77 s	1.2 s	73 MB
Additional per submodel	1.6 ms	1.6 ms	168 kB
Additional per local conduit	0.11 ms	0.10 ms	3.4 kB
Additional per port with remote coupled port	-	-	1.1 MB
Additional per native submodel	24 ms	-	1.7 MB

^a Stated memory sizes are multiples of 1024 (kilo)bytes.

and with a maximum heap size of 3 GB. Since MUSCLE uses Java and Ruby, exact memory consumption will differ per execution and it will include free space that their respective runtime engines have reserved. However, with enough memory allocation a trend does emerge. If multiple MUSCLE instances are started for a single multiscale model, additional buffers need to be reserved for communicating with other Local Managers. Therefore ports that are coupled to a port of a submodel with another Local Manager are measured separately, as are submodels with native code.

The results are listed in Table 3. With these figures, and taking into account the memory consumption of the individual submodels, a user can estimate how many submodels will fit in the memory of a single machine. As a result of the allocated buffers, ports coupled to a port on an other Local Manager take a large amount of memory, 1.1 MB. Similarly, a native executable linked to MUSCLE uses at least 650 kB of memory, and in Java an additional serialisation buffer is allocated. On a machine with 4 GB of memory per core, each core could accommodate up to 20,000 submodels with 10 local conduits each, up to 350 submodels with 10 remote conduits, or up to 300 native submodels with 10 remote conduits. In most scenarios this is more than sufficient, and the number of submodels will instead be limited by the computational cost of the submodel code.

3.2. Message speed

The performance of MUSCLE communication is compared with approaches that modellers would usually use for composite models. The two most prevalent methods of communication of our current users are file-based or MPI-based. The former is often used to couple different codes together, whereas the latter is used to form fast monolithic codes. For remote communication, GridFTP is a popular alternative and MPWide is a well-optimised one. We will compare these methods with the communication speed offered by MUSCLE 2. Both latency and throughput of the methods will be computed.

3.2.1. Single machine

For the local communications we will compare speeds of file copy, MPI, MUSCLE 1 and MUSCLE 2. Each of the tests is done with message size 0 kB and 2^{*i*} kB, with *i* ranging from 0 to 16, which is up to 64 MB. Since MUSCLE 1 will not send messages larger than 10 MB, its measurements are limited to *i* ranging from 0 to 13 (8 MB). Per message size, a message is sent back and forth 100 times, so it makes 100 round trips. The time to send one message of a certain size is calculated as the average over the round trip times, divided by two. The latency is calculated as the minimum time to send a message. The message times are then fitted to a linear curve $ax + b$ for message size *x*, where throughput is calculated as $\frac{1}{a}$ and *b* is taken as the latency.

For applications without a coupling library, a simple way to transfer data from one process to another is to write to a file which another process may read. The operating system might cache this file so that the read operation is fast. This scenario is simulated by

creating files as messages. One round trip is taken as copying a file and copying it back using the systems file copy, which is equivalent to writing and reading a file twice.

For a monolithic model, possibly with multiple substructures or threads, MPI is a well-known and very fast option. This paradigm, however, gives none of the plug and play advantages that MUSCLE 2 has, nor does it keep time in sync between submodels, nor is it easy to combine resources of different providers. In our experiment, messages are sent by one MPI process, then received and sent back by another with the same executable.

To test MUSCLE 2, first we take the situation that all instances have a Java implementation and a single machine is sufficient to run them. As described in Section 2.4, messages are then sent through shared memory. Next, we take two MUSCLE 2 processes that communicate with TCP/IP, for when a user wants to prioritise one process over the other, for instance. Finally, we take two instances that both have a C++ implementation.

The file copy, MPI and MUSCLE 2 scenarios are tested on the iMac (local desktop), Zeus (cluster), and SuperMUC (supercomputer). MUSCLE 1 is only tested on the iMac due to portability issues.

The results are plotted in Fig. 4. The standard deviation for the latency is very low and is not shown. Obviously, copying data has a higher latency and lower throughput than the alternatives. The latency of MPI is clearly the lowest and MPI has the highest throughput as well, which would be expected because it uses highly optimised native code. MUSCLE falls in the mid-category, and is thus a serious contender if neither a monolithic nor a file-based simulation is desired. These results do signal that for optimal performance of a very tightly integrated code, MPI could be preferred over MUSCLE 2. Of course, this MPI code can then be used in MUSCLE 2 as a single submodel, so that MUSCLE can take care of starting the submodel and coupling it with other codes.

Comparing the run-modes of MUSCLE, and MUSCLE 1 and MUSCLE 2, a few remarks can be made. First, the latency of C++ is lower than having two Local Managers, which is surprising: with C++ a message is first serialised with XDR, sent, passed through shared memory in Java and then serialised again to be sent to another C++ program. With two Local Managers, a message is serialised once with MessagePack and directly used. So although the throughput of MessagePack is higher, its latency is worse. Second, MUSCLE 1 falls far behind MUSCLE 2 in all cases, since it uses the JADE system to send messages and overall has a less optimised code. That the performance of MUSCLE 1 is most similar to MUSCLE 2 in the C++ scenario, is because the Java Native Interface (JNI) transfers data between Java and C++ faster than TCP/IP sockets can. JNI was removed in MUSCLE 2 due to the portability issues that it caused, see Appendix A.3 for the details.

3.2.2. Distributed computing

Besides local message speed, distributed message speed is also important for computing on large infrastructures. Although the main bottleneck will usually be the available network bandwidth, software does have an influence on message speed. In this section we will compare the speed of three possible technologies to

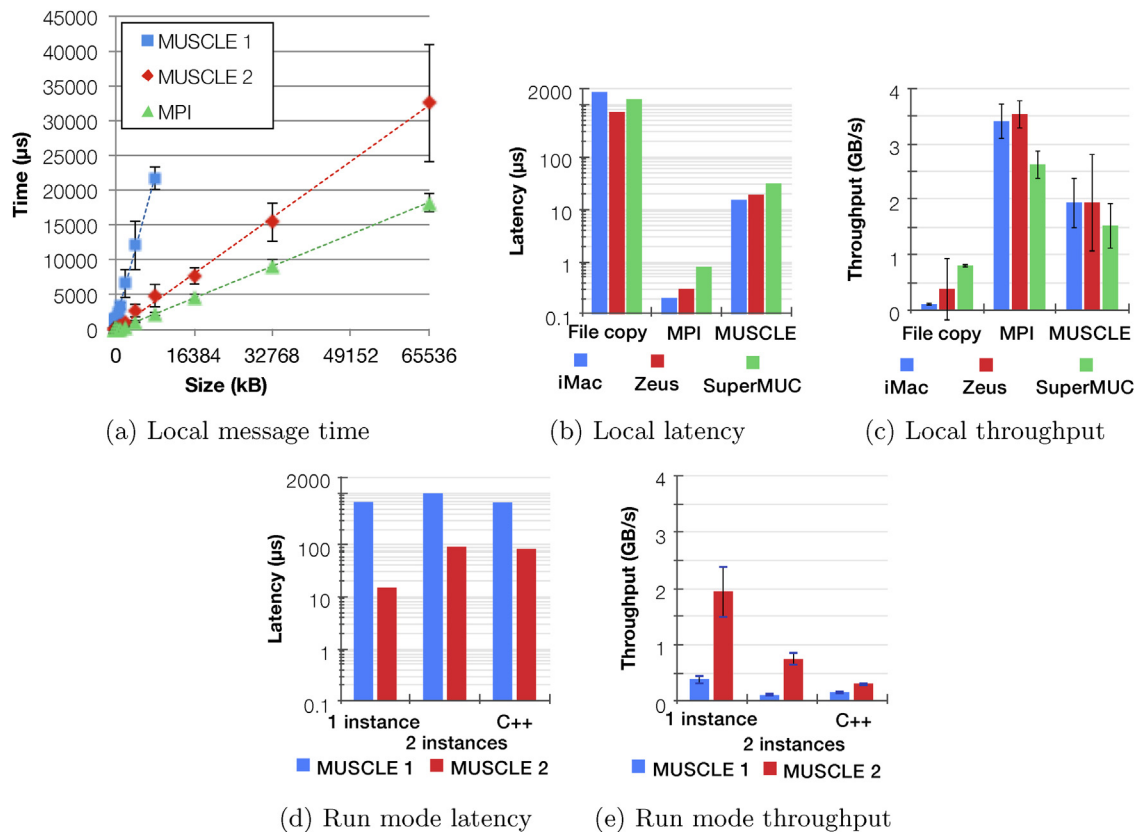


Fig. 4. The performance of the communication methods described in Section 3.2. (a) shows a plot of the time to send a single message, along with linear fit. (b) and (c) show the performance of sending a message within a machine, for three machines (the latency is averaged as it showed little variation). (d) and (e) show the performance of sending messages on a local machine with MUSCLE 1 and MUSCLE 2, by starting a model: in a single MUSCLE instance; with two coupled MUSCLE instances; or, with C++submodels. The standard error of the latency measurements was negligible so it is only shown for the throughput.

do wide area network communication: MPWide 1.8, GridFTP 0.8,9, and MUSCLE 2 with the MTO. MPWide is designed specifically for optimally making use of the available bandwidth by using packet pacing, multiple streams per connection and adapted buffer sizes. GridFTP [18] is a dedicated file transfer service run by EGI and PRACE sites. MUSCLE uses the MTO, which by default uses a single plain TCP/IP socket per connected MTO but can also be used in conjunction with MPWide.

Each test was performed between a PRACE Tier-1 site Cartesius in Amsterdam and the PRACE Tier-0 site SuperMUC in Garching, Munich (more details in Table 2). They send a message from Amsterdam and back again, using message sizes 0 kB and 2ⁱ kB, with *i* ranging from 0 to 20, which is up to 1 GB. For each message size up to 1 MB, hundred messages were sent, for messages ranging from 2 MB to 1 GB ten messages were sent. The TCP/IP route from Cartesius to SuperMUC uses the high-speed PRACE network. The average ping time over 50 consecutive pings on this route was 15.2 ms.

In all applications the standard settings were used. For MPWide the number of streams must be specified and was set to 128 streams. Although GridFTP can open multiple TCP streams for a transfer, firewall settings prevented it to do so from SuperMUC to Cartesius, so in this experiment it used only one.

The results of the test are shown in Fig. 5. For very small messages both MUSCLE 2 with the MTO and MPWide come very close to the ping time, adding up to 2 ms. When the MTO uses MPWide internally the latency goes up considerably because it uses an additional management layer. GridFTP has to do a certificate handshake before when connecting, which takes significantly longer at about 890 ms. With large messages its performance is much better, at 90 MB/s, although it does show an occasional bump when the

hand-shake can not be processed immediately. MUSCLE 2 with the MTO did a bit worse and MUSCLE 2 with the MTO using MPWide did a bit better. Plain MPWide performance was much better than the other methods for messages larger than 128 kB. This indicates that further efforts to integrate the MTO and MPWide may be beneficial.

4. Use cases

To show the real-time usage of MUSCLE 2 as well as its practical performance we will show how it is applied to a multiscale model of a canal system and specifically to the submodel of one canal section. Next, a multiscale model of in-stent restenosis shows the heterogeneity of submodels that can be coupled.

4.1. Hydrology application

An optimal management of rivers and waterways is a necessity in modern society to ensure an adequate supply of water, in particular for agriculture, electricity production or transportation [31]. An important requirement is to control the water level and sediment transport in populated areas [30]. These problems can be addressed through computer simulation in combination with optimisation methods.

Many of such hydrology problems can be implemented using a “Lego based philosophy” [4,5], where river or water sections are modelled by submodels and connected with mappers, based on the topology of existing canal systems. A submodel can for instance implement a 3D Free Surface (3DFS) model and be connected to a 1D shallow water submodel. Because of their different resolution and time step this gives a multiscale system. The decomposition into

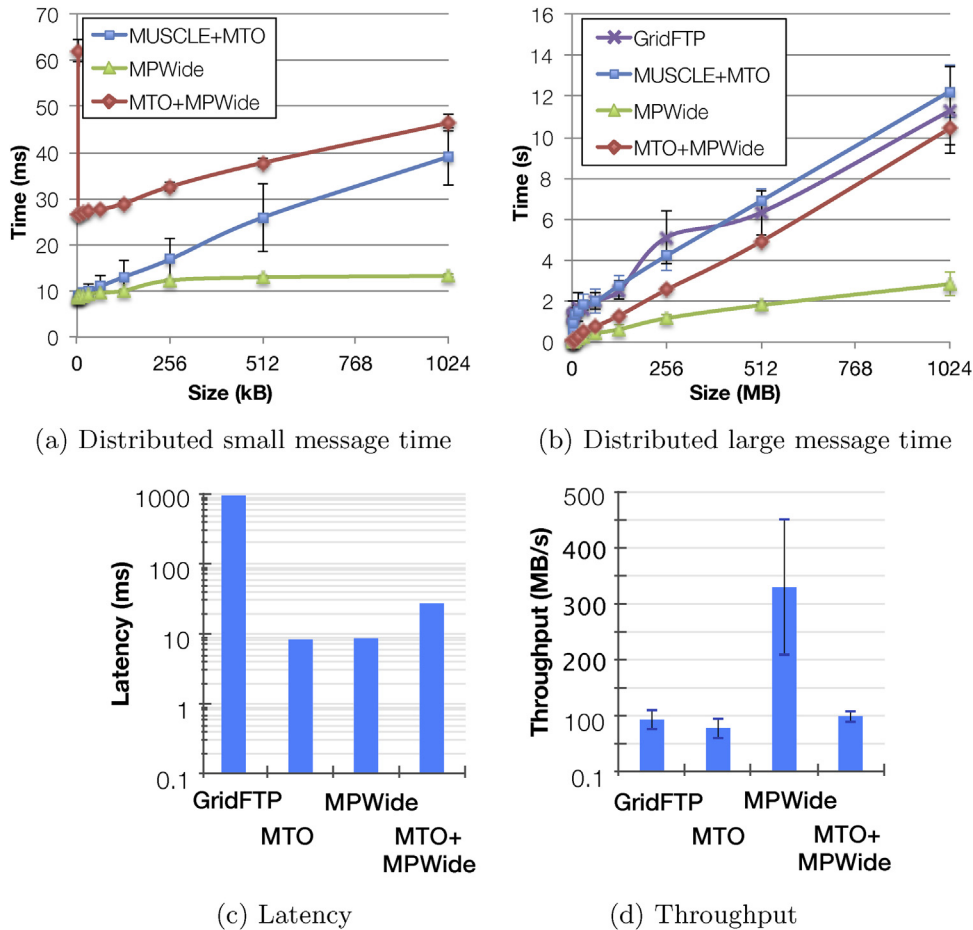


Fig. 5. The performance of sending a message between Huygens and SuperMUC. (a) shows the time to send a message on a kilobyte scale, and excludes GridFTP which fluctuates around 890 ms. (b) shows the time to send a message on a megabyte scale. The other two plots show the fitted values of the data.

submodels allows a distributed execution, which may be necessary for larger canal systems.

Our use case consists of a 3D cavity flow problem solved with the Lattice Boltzmann (LB) [35] numerical method. The submodels are implemented with the Palabos toolkit,² which uses MPI for parallelisation. The aim is to evaluate the time overhead induced by the use of the MUSCLE API when performing distributed computations of hydrodynamical problems. As illustrated in Fig. 6, the computational domain (here a 3D cavity) is divided across several parallel clusters and information should be exchanged between them at each iteration. This use case itself has full scale overlap but will be coupled to different time scales when a canal system is simulated.

Listing 2. Pseudo-code of the cavity3d example.

```
f_init()
for (iterations < maxIterations) {
  collideAndStream()
  gatherBoundaryData()
  sendReceiveBoundaryData()
  updateBoundaryData()
}
```

Listing 2 gives the pseudo-code of the algorithm used by the numerical method. During each loop iteration (line 2), the submodel computes the flow on line 3 using the parallel Lattice

Boltzmann method. On Line 4, each submodel retrieves boundary data from all MPI processes in the same job and submodel. Line 5 establishes the coupling between submodels. In this case, the submodel sends and receives boundary data using the MUSCLE API hidden in the `sendReceiveBoundaryData()` function. On line 6, each section updates its boundary according to the data received from the other submodels.

To show the performance of MUSCLE 2 when it is used in an actual problem, we will consider the performance of the 3D cavity submodel described above. Our benchmark will consist of running a monolithic code first and comparing its runtime with using two MUSCLE submodels. A detailed treatment has been made by Belgacem et al. [4]; here we show some results obtained by using more CPUs.

The computational domain of the canal we will use, as depicted in Fig. 6, has a length L_x of 13,000 m, a width L_y of 40 m and a depth L_z of 10 m. The spatial resolution Δx may vary and will determine the problem size: decreasing Δx implies increasing the domain size.

For the benchmark, we will evaluate three scenarios:

1. a monolithic simulation of the canal on a single cluster;
2. a simulation with two canal submodels on the same cluster, coupled using MUSCLE; and
3. a simulation with two coupled canal submodels on different clusters, coupled using MUSCLE 2.

The first case shows what the performance of a usual monolithic model with MPI is, the second what the cost is in splitting that

² Palabos: <http://www.palabos.org/>.

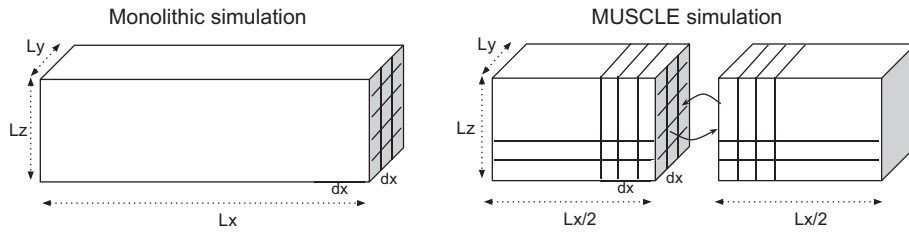


Fig. 6. How a 3D cavity can be split into equal parts for use with MUSCLE, where L_x is its length, L_y its width and L_z its depth, and dx the resolution at which it is resolved.

into multiple parts using MUSCLE, and the third what the cost is of distributing it with MUSCLE.

The execution time of these scenarios is indicated T_{mono} , T_{local} , and T_{distr} , respectively. In scenarios 2 and 3, the canal section computed in scenario 1 is split equally amongst the submodels called left and right. Each simulation carries out 100 iterations, and this is repeated three times. We varied the number of grid points per metre $N = \frac{1}{\Delta x}$ from 0.5 to 4, with a step size of 0.5. For the total domain this means varying the problem size from under 820 thousand grid points to over 340 million points, scaling with N^3 . The MUSCLE communication volume, however, only scales with N^2 , so computation will dominate computation for increasing N .

The simulations are run on the Gordias and Scylla clusters (for their details see Table 2). The monolithic execution is done with 100 cores of the Gordias cluster. Likewise, the MUSCLE execution is done with 100 cores, but here the left and right section run on 50 cores each. The local MUSCLE execution is run on Gordias whereas the in distributed one, both clusters are used. In the local execution we first ran the MUSCLE Simulation Manager in a separate node so that it had a fixed address before the job started. In the distributed scenario, QCG-Broker takes care of queuing the jobs and starting the Simulation Manager.

Fig. 7(a) shows the results of the benchmark of T_{mono} , T_{local} and T_{distr} on Gordias cluster. We measured the average time per iteration. If we compare T_{mono} and T_{local} , we see that the difference between execution times varies very little over all values of Δx . The main bottleneck seems to be a fixed synchronisation overhead due to waiting for messages between submodels.

Regarding the distributed execution (Fig. 7(b)), the efficiency values $\epsilon_{distr} = T_{mono}/T_{distr}$ and $\epsilon_{local} = T_{mono}/T_{local}$ show the same behaviour; i.e. we observe a large communication ratio with small values of N , and vice versa. This goes to the extent that for $N=4$, using only MPI is just 5% more efficient than using MUSCLE. ϵ_{distr} is smaller than ϵ_{local} for smaller problem but for large values of N ϵ_{distr}

is slightly higher, which can be explained if we look at the detailed plots.

The runtimes of the two sections on the Gordias cluster, per operation of the pseudo-code 2, are very similar, as shown in Fig. 8(a) and (b). For large N , the fraction of time spent actually calculating increases steadily. For smaller N , however, most of the time is spent in waiting for messages from the other submodel, so if one submodel was slower then the other would have to wait until it was finished and vice-versa. In the distributed experiment however, the submodel on Scylla (Fig. 8(d)) was computed consistently faster, which means the submodel on Gordias (Fig. 8(c)) needs to wait far less. This gives a lower average time per iteration for situations that depend more on computational time than on communication time.

4.2. ISR3D

The three-dimensional model of in-stent restenosis in coronary arteries (ISR3D), covered in [6,19] and first described in [10], originally used MUSCLE 1 which was replaced by MUSCLE 2. In-stent restenosis is the recurrence of stenosis after stenting a stenosed blood vessel. The model is multiscale in its time scale, where smooth muscle cells proliferation in the blood vessel wall is modelled on a time scale of hours to months, and the blood flow and shear stress is computed on a time scale of milliseconds to a second. It couples a submodel using the C++API with OpenMP to another using C++with MPI, and uses Fortran and Java in other submodels and mappers. ISR3D has routinely been executed between sites in different countries using MUSCLE with the MTO, running the parallel submodels on a highly parallel machine and the serial parts on another site. When the original custom blood flow submodel code needed to be replaced with the Palabos library, the plug-and-play character of MUSCLE 2 proved useful, since other submodels did not have to be altered in this operation.

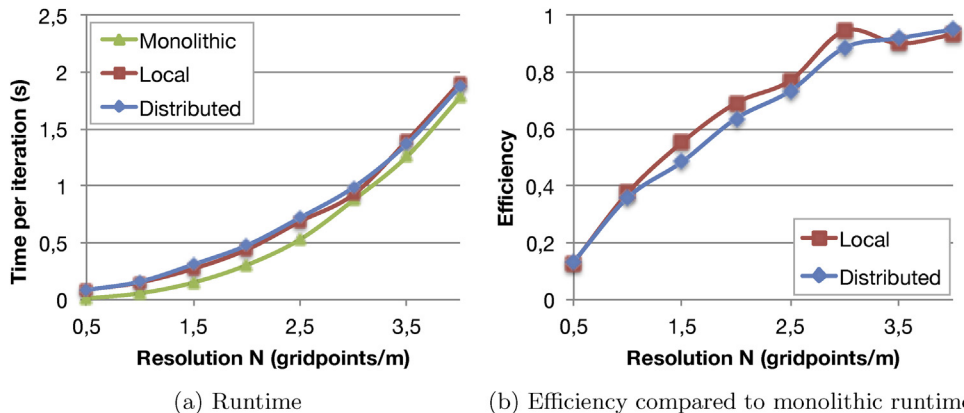


Fig. 7. The performance of the three execution scenarios of the cavity 3D model, for the number of grid points per metre N , as described in Section 4.1.

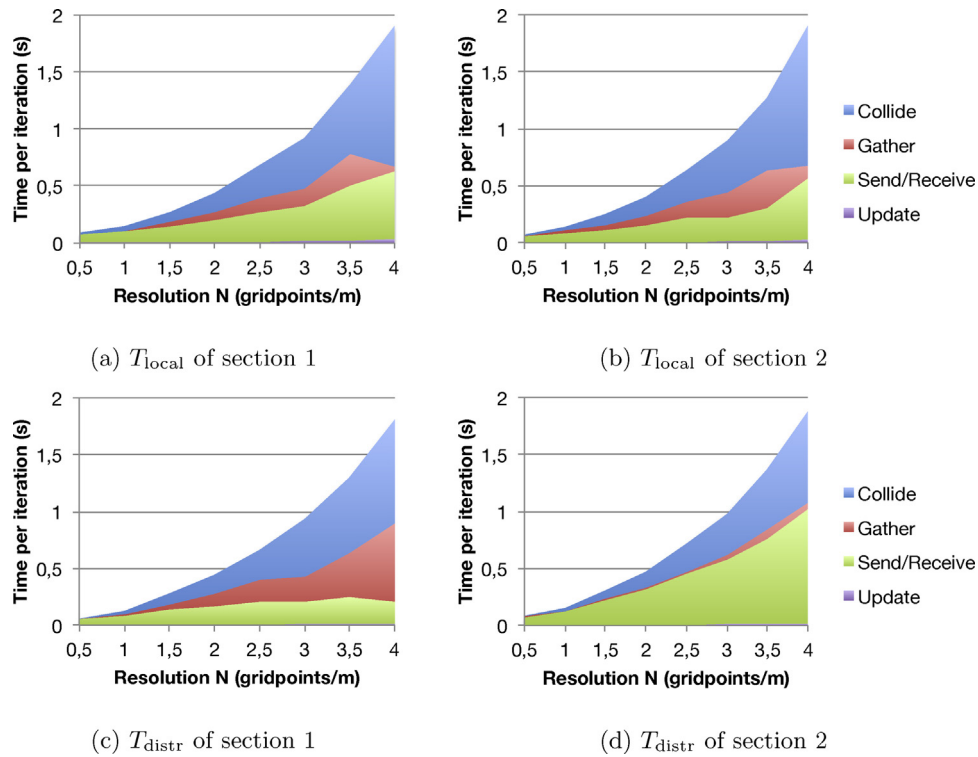


Fig. 8. The runtime of different operations in the local and distributed cases, where (a)–(c) run on the Gordias cluster and (d) runs on the Scylla cluster, and (a) and (b) are run concurrently as are (c) and (d). The operations match the pseudo-code in Listing 2: `collideAndStream()` [Collide]; `getBoundaryData()` [Gather]; `sendReceiveBoundaryData()` [Send/Receive]; and `updateBoundaryData()` [Update].

5. Conclusions

In this contribution, we have introduced and discussed the component-based and flexible design of MUSCLE 2, and its distributed computing capabilities. It is based on a general approach to multiscale modelling and simulation [7,24,23] combined with the multiscale modelling language [16,7]. Because of its modular setup, clearly separating API, coupling, and runtime environment, users can modify parts of a multiscale model without affecting the rest. A multiscale model implemented with MUSCLE 2 can be executed on distributed computing resources at any stage. Moreover, submodel code written in Java, C, C++, Python, or Fortran, and using serial code, MPI, OpenMP, or threads can freely communicate with other submodels using different technologies.

The overhead of starting MUSCLE 2 for multiscale models with a reasonable amount of submodels is shown to be low, both time- and memory-wise. For local computing MUSCLE 2 is shown to be more efficient than file based message passing, but it has a factor two lower throughput than MPI and up to $30 \mu\text{s}$ higher latency. For parts of a multiscale model where MPI is better suited, such as performing a lattice method or doing agent based simulations, MUSCLE 2 can simply run that part as a submodel with MPI, and the multiscale model will still have the advantages of flexible coupling and execution.

For distributed computing, the MUSCLE Transport Overlay transfers data from one high-performance computing centres to another. Its efficient transfers easily surpass GridFTPs speed for smaller messages and give performance similar to GridFTP for large messages. Using MTO with MPWide gives slightly better performance on the high-speed PRACE network, but plain MPWide still much faster, so the integration between the MTO and MPWide will be further examined.

For a canal system model, MUSCLE 2 makes it easier to generate canal topologies by flexible coupling and being able to distribute

different parts of the canal system. Moreover, for canal sections with sufficiently large problem sizes, the performance of MUSCLE 2 is competitive with using a single monolithic code. It will need distributed computing for larger problems when a local cluster does not provide enough resources; this turns out not to be very detrimental to performance.

Acknowledgements

We would like to thank Jules Wolfrat and Axel Berg at SurfSARA, Amsterdam for providing access to the Huygens and Cartesius machines. The work made use of computational resources provided by PL-Grid (Zeus cluster) and by hepia in Geneva (Gordias cluster).

This research presented in this contribution is partially supported by the MAPPER project, which receives funding from the EU's Seventh Framework Programme (FP7/2007-2013) under grant agreement N RI-261507.

Appendix A. Technical details of the MUSCLE 2 runtime environment

To increase the separation between the model and the runtime environment each mapper or submodel has its own instance controller that will do the actual communication with other parts of the simulation. When an instance controller starts up it first tries to register to the Simulation Manager. It then queries the Local Manager for the location of all the instances that it has a sending conduit to. The Local Manager will then query the Simulation Manager in a separate thread if it does not know the location. When an instance is finished, its instance controller will deregister it at the Simulation Manager.

Although each instance controller and thus each instance uses a separate thread by default, it is also possible to implement submodels asynchronously. MUSCLE 2 will be able to manage a large

number of light asynchronous submodels in a small number of threads. This leads to both lower memory usage and faster computation since there are far fewer thread context switches but it makes the submodel code slightly more complex and, if not properly coded, prone to race conditions.

Error handling, throughout the program, is designed to work fail-fast. If an uncaught exception occurs in one instance, MUSCLE 2 assumes that continuing the simulation will not yield valid results and it will try to shut down all other instances. This behaviour was implemented to prevent wasting resources on systems that charges end users for the total wall-clock time used by a simulation. It also prevents deadlocks when an instance still expects data from another that has already quit. MUSCLE 2 does not provide error recovery, instead each submodel should handle its own checkpointing, if needed.

A.1. Implementation of the MUSCLE Transport Overlay (MTO)

The MUSCLE 2 Transport Overlay (MTO) is a C++ user space daemon. It listens for connections from MUSCLE 2 on a single cluster, and keeps in contact with MTO's on other clusters. It forwards any data from MUSCLE 2 intended for another cluster to that clusters MTO. To identify the MTO associated to a MUSCLE 2 TCP/IP address, each MTO mandates a separate port range to MUSCLE 2.

The default connection between MTO's uses plain non-blocking TCP/IP sockets, and this is well tested. To optimise speed over wide area networks, it has a local buffer of 3 MB and it will prefer sending over receiving up to the point that it will not allow more incoming data if the send buffers are too large or numerous. The MPWide 1.8 [20] library is optionally enabled for connections between MTO's. MPWide is a library to optimise message-passing performance over wide-area networks, especially for larger messages. This option currently only works between a pair of MTO's and the performance depends on the connection between the clusters, but there are ongoing efforts to increase the compatibility.

A.2. QosCosGrid and MUSCLE 2 integration

We identified two main integration points of the QosCosGrid software stack and MUSCLE 2. First, the location (IP address and port) of the MUSCLE Simulation Manager can be exchanged automatically with other MUSCLE Local Managers via the QCG-Coordinator service – a global registry that offers blocking call semantics. Moreover, this relaxes the requirement that the Simulation Manager and Local Managers must be started in some particular order. The second benefit of using the QosCosGrid stack with MUSCLE is that it automates the process of submission of cross-cluster simulations by: co-allocating resources and submitting on multiple sites (if available, using the Advance Reservation mechanism); staging in- and output files to and from every system involved in a simulation; and finally, allowing users to peek at the output of every submodel from a single location.

A.3. Comparison between MUSCLE 1 and MUSCLE 2

MUSCLE 2's main goal is to run (distributed) multiscale simulations on high performance computing infrastructure. The largest changes in MUSCLE since MUSCLE 1 involve decoupling functionalities. The separation between the library and runtime environment makes the system more usable, since users now do not need to go through MUSCLE internals to do basic operations like getting model parameters, and this in turn makes submodel code less susceptible to being incompatible with newer versions of MUSCLE. The separation of C/C++/Fortran code from the main

Java code makes compilation much more portable. Finally, the separation of message passing code and the communication method allows choosing more efficient serialisation and communication methods when able.

In terms of portability, MUSCLE 2 comes with all Java prerequisites so they do not have to be installed manually. Moreover, the number of required Java libraries has been drastically reduced. Notably, MUSCLE 2 no longer relies on the Java Agent Development Environment (JADE) for its communication. This way, the MUSCLE 2 initialisation sequence and communication routines are more transparent, which in turn lead to numerous performance enhancements to communication protocols and serialisation algorithms. As a result, MUSCLE 2 can handle messages up to a gigabyte, while MUSCLE 1 will not handle messages larger than 10 MB. Although distributed execution was already possible with MUSCLE 1, it only worked for specifically set up environments, whereas MUSCLE 2 will run with most standard environments.

In MUSCLE 1 the Java Native Interface (JNI) was used to couple native instances. Although JNI is an efficient way to transfer data from and to Java, it gave MUSCLE 1 usability and portability issues and introduced incompatibilities with OpenMP and MPI. In MUSCLE 2, submodels must link to the MUSCLE 2 library instead, at a penalty of doing communications between Java and C++ with the somewhat slower TCP/IP.

Additional new features of MUSCLE 2 include a CMake-based build system, having standardised and archived I/O handling, more flexible coupling, and automated regression tests.

References

- [1] B.A. Allan, R. Armstrong, Caffeine framework: composing and debugging applications iteratively and running them statically, in: Compframe 2005 workshop, Sandia National Laboratories, Atlanta, GA, 2005.
- [2] B.A. Allan, R. Armstrong, D.E. Bernholdt, F. Bertrand, K. Chiu, T.L. Dahlgren, K.B. Damevski, W.R. Elwasif, M. Govindaraju, D.S. Katz, J.A. Kohl, M. Krishnan, J.W. Larson, S. Lefantzi, M.J. Lewis, A.D. Malony, L.C. McInnes, J. Nieplocha, B. Norris, J. Ray, T.L. Windus, S. Zhou, A component architecture for high-performance scientific computing, *Int. J. High-Perform. Comput. Appl.* 20 (2006) 163–202.
- [3] C.W. Armstrong, R.W. Ford, G.D. Riley, Coupling integrated Earth System Model components with BFG2, *Concurr. Comput.: Pract. Exper.* 21 (2009) 767–791.
- [4] M. Ben Belgacem, B. Chopard, J. Borgdorff, M. Mamonki, K. Rycerz, D. Harezlak, Distributed multiscale computations using the MAPPER framework, *Proc. Comput. Sci.* 18 (2013) 1106–1115, 2013 International Conference on Computational Science.
- [5] M. Ben Belgacem, B. Chopard, A. Parmigiani, Coupling method for building a network of irrigation canals on a distributed computing environment, in: G.C. Sirakoulis, S. Bandini (Eds.), *ACRI 2012*, Springer-Verlag, Berlin, Heidelberg, 2012, pp. 309–318.
- [6] J. Borgdorff, C. Bona-Casas, M. Mamonki, K. Kurowski, T. Piontek, B. Bosak, K. Rycerz, E. Ciepiela, T. Gubała, D. Harezlak, M. Bubak, E. Lorenz, A.G. Hoekstra, A distributed multiscale computation of a tightly coupled model using the multiscale modeling language, *Proc. Comput. Sci.* 9 (2012) 596–605.
- [7] J. Borgdorff, J.L. Falcone, E. Lorenz, C. Bona-Casas, B. Chopard, A.G. Hoekstra, Foundations of distributed multiscale computing: formalization, specification, and analysis, *J. Parallel Distrib. Comput.* 73 (2013) 465–483.
- [8] J. Borgdorff, J.L. Falcone, E. Lorenz, B. Chopard, A.G. Hoekstra, A principled approach to distributed multiscale computing, from formalization to execution, in: *Proceedings of the IEEE 7th International Conference on e-Science Workshops*, 5–8 December 2011, IEEE Computer Society Press, Stockholm, Sweden, 2011, pp. 97–104.
- [9] B. Bosak, J. Komasa, P. Kopta, K. Kurowski, M. Mamoński, T. Piontek, New capabilities in QosCosGrid middleware for advanced job management, advance reservation and co-allocation of computing resources-quantum chemistry application use case, *Building a National Distributed e-Infrastructure-PL-Grid*, 2012, pp. 40–55.
- [10] A. Caiazzo, D.J.W. Evans, J.L. Falcone, J. Hegewald, E. Lorenz, B. Stahl, D. Wang, J. Bernsdorf, B. Chopard, J. Gunn, D.R. Hose, M. Krafczyk, P.V. Lawford, R.H. Smallwood, D. Walker, A.G. Hoekstra, A complex automata approach for in-stent restenosis: two-dimensional multiscale modeling and simulations, *J. Comput. Sci.* 2 (2011) 9–17.
- [11] Center for Advanced Computing Research, Caltech, Pyre: A Python Framework, 2005 <http://www.cacr.caltech.edu/projects/pyre/>
- [12] CERFACS, OpenPALM 4.1.4, 2013 http://www.cerfacs.fr/globc/PALM_WEB/

- [13] B. Chopard, J.L. Falcone, A.G. Hoekstra, J. Borgdorff, A framework for multiscale and multiscale modeling and numerical simulations, in: C. Calude, J. Kari, I. Petre, G. Rozenberg (Eds.), LNCS 6714, Springer-Verlag, Berlin, Heidelberg, 2011, pp. 2–8.
- [14] J. Dada, P. Mendes, Multi-scale modelling and simulation in systems biology, *Integr. Biol.* (2011) 86–96.
- [15] W.E.B. Engquist, X. Li, W. Ren, E. Vanden-Eijnden, Heterogeneous multiscale methods: a review, *Commun. Comput. Phys.* 2 (2007) 367–450.
- [16] J.L. Falcone, B. Chopard, A.G. Hoekstra, MML: towards a multiscale modeling language, *Proc. Comput. Sci.* 1 (2010) 819–826.
- [17] Y. Frauel, D. Coster, B. Guillerminet, F. Imbeaux, A. Jackson, C. Konz, M. Owsiak, M. Plociennik, B. Scott, P. Strand, Easy use of high performance computers for fusion simulations, *Fusion Eng. Des.* 87 (2012) 2057–2062.
- [18] Globus, GridFTP 5.2, 2012 <http://www.globus.org/toolkit/data/gridftp/>
- [19] D. Groen, J. Borgdorff, C. Bona-Casas, J. Hetherington, R.W. Nash, S.J. Zasada, I. Saverchenko, M. Mamonski, K. Kurowski, M.O. Bernabeu, A.G. Hoekstra, P.V. Coveney, Flexible composition and execution of high performance, high fidelity multiscale biomedical simulations, *Interface Focus* 3 (2013) 20120087.
- [20] D. Groen, S. Rieder, P. Grosso, C. de Laat, S. Portegies Zwart, A lightweight communication library for distributed computing, *Comput. Sci. Discov.* 3 (2010) 015002.
- [21] D. Groen, S.J. Zasada, P.V. Coveney, Survey of multiscale and multi-physics applications and communities, *IEEE Comput. Sci. Eng.* (2013), <http://dx.doi.org/10.1109/MCSE.2013.47> (preprint).
- [22] J. Hegewald, M. Krafczyk, J. Tölke, A.G. Hoekstra, An agent-based coupling platform for complex automata, in: ICCS 2008, LNCS 5102, Springer-Verlag, Berlin, Heidelberg, 2008, pp. 227–233.
- [23] A.G. Hoekstra, A. Caiazzo, E. Lorenz, J.L. Falcone, Complex automata: multi-scale modeling with coupled cellular automata, in: A.G. Hoekstra, J. Kroc, P.M.A. Sloot (Eds.), *Simulating Complex Systems by Cellular Automata*, Springer-Verlag, Berlin, Heidelberg, 2010, pp. 29–57.
- [24] A.G. Hoekstra, E. Lorenz, J.L. Falcone, B. Chopard, Toward a complex automata formalism for multiscale modeling, *Int. J. Multiscale Comput. Eng.* 5 (2007) 491–502.
- [25] iMatix Corporation, ZeroMQ: The Intelligent Transport Layer, 2013 <http://www.zeromq.org/>
- [26] G.D. Ingram, I.T. Cameron, Challenges in multiscale modelling and its application to granulation systems, *Dev. Chem. Eng. Mineral Process.* 12 (2004) 293–308.
- [27] G.D. Ingram, I.T. Cameron, K.M. Hangos, Classification and analysis of integrating frameworks in multiscale modelling, *Chem. Eng. Sci.* 59 (2004) 2171–2187.
- [28] D. Kim, J.W. Larson, K. Chiu, Toward malleable model coupling, *Proc. Comput. Sci.* 4 (2011) 312–321.
- [29] J.W. Larson, R.L. Jacob, I. Foster, J. Guo, The model coupling toolkit, in: V.N. Alexandrov, J.J. Dongarra, B.A. Juliano, R.S. Renner, C.J.K. Tan (Eds.), ICCS 2001, LNCS 2073, Springer-Verlag, Berlin, Heidelberg, 2001, pp. 185–194.
- [30] P.O. Malaterre, J.P. Baume, Modeling and regulation of irrigation canals: existing applications and ongoing researches, in: IEEE International Conference on Systems, Man, and Cybernetics, IEEE, 1998, pp. 3850–3855.
- [31] O. Marcou, B. Chopard, S. El Yacoubi, Modeling of irrigation channels – a comparative study, *Int. J. Mod. Phys. C* 18 (2007) 739.
- [32] MessagePack, Messagepack 0.6.6, 2012 <http://msgpack.org>
- [33] P.M.A. Sloot, A.G. Hoekstra, Multi-scale modelling in computational biomedicine, *Brief. Bioinform.* 11 (2010) 142–152.
- [34] J. Southern, J. Pitt-Francis, J. Whiteley, D. Stokeley, H. Kobashi, R. Nobes, K. Yoshimasa, D. Gavaghan, Multi-scale computational modelling in biology and physiology, *Prog. Biophys. Mol. Biol.* (2008) 60–89.
- [35] S. Succi, *The Lattice Boltzmann Equation: For Fluid Dynamics and Beyond*, Numerical Mathematics and Scientific Computation, Oxford University Press, Oxford, UK, 2001.
- [36] Sun Microsystems, XDR: External Data Representation Standard, RFC 1014, 1987.
- [37] M. Swain, T. Hunniford, W. Dubitzky, J. Mandel, N. Palfreyman, Reverse-engineering gene-regulatory networks using evolutionary algorithms and grid computing, *J. Clin. Monit. Comput.* 19 (2005) 329–337.
- [38] A. Yang, W. Marquardt, An ontological conceptualization of multiscale models, *Comput. Chem. Eng.* (2009) 822–837.
- [39] S.J. Zasada, M. Mamonski, D. Groen, J. Borgdorff, I. Saverchenko, T. Piontek, K. Kurowski, P.V. Coveney, Distributed infrastructure for multiscale computing, in: 2012 IEEE/ACM 16th International Symposium on Distributed Simulation and Real Time Applications (DS-RT), IEEE, 2012, pp. 65–74.



working group.



M. Mamonski (1984–2013) received his diploma in Computer Science at the Poznan University of Technology (Laboratory of Computing Systems) in 2008. He started working at the Application Department of the Poznan Supercomputing and Networking Center in 2005. Since then he has contributed to several research EU projects, in particular: GridLab, InteliGrid, BREIN and QosCosGrid, and he was involved in national and European e-infrastructure projects: PL-Grid and MAPPER. His research primarily focussed on web services, queueing systems and parallel execution and programing environments. He was an active member of the Open Grid Forum Distributed Resource Management Application API (OGF DRMAA)

B. Bosak received his M.Sc. degree in computer science from Poznan University of Technology in POLAND (Laboratory of IT Systems in Management). Since 2007 he has been working at the Application Department of Poznan Supercomputing and Networking Center as a system analyst and developer. His research interests concern Grids, HPC, communication in distributed environments and service integration in SOA. He was participant of a diverse European and national projects, including BREIN (FP6), MAPPER (FP7) and PL-Grid.



K. Kurowski holds the PhD degree in Computer Science and he is leading now Applications Department at Poznan Supercomputing and Networking Center, Poland. He was actively involved in many EU-funded R&D projects in the areas of Information Technology and Grids over the last few years, including GridLab, InteliGrid, HPC-Europa, or QosCosGrid. He was a research visitor at University of Queensland, Argonne National Lab, or CCT Louisiana University. His research activities are focused on the modeling of advanced applications, scheduling and resource management in networked environments. Results of his research efforts have been successfully presented at many international conferences and workshops.



M. Ben Belgacem is a PhD student in computer science at the university of Geneva. His thesis is concerned with the large scale distributed system and computational fluid dynamics. He received his Master degree and engineering degree in computer science from ENSI (Tunisia). Mohamed currently works at hepia (Geneva) and the university of Geneva as a research assistant.



B. Chopard received a PhD in Theoretical Physics from the University of Geneva (1988). He then spent two years in the Laboratory for Computer Science, at the Massachusetts Institute of Technology and one year at the Center for High Performance Computing in the Research Center in Jülich, Germany. He is now professor at the Department of Computer Sciences of the University of Geneva. His research interests concern the modeling and simulation of complex systems on parallel computers. A large part of his work concerns the field of cellular automata, lattice gas and lattice Boltzmann techniques. Numerical simulation of biomedical applications is an important part of his current research activities. He published about 200 papers and is co-author of a textbook on Cellular Automata modeling of Physical systems (Cambridge University Press, 1998).



D. Groen is a post-doctoral research associate in the CCS at University College London, specialised in multi-scale simulation and parallel/distributed computing. He has worked with a wide range of applications, including those using lattice-Boltzmann, N-body and molecular dynamics methods, and participated in several EU-funded IT projects. He finished his PhD in 2010 at the University of Amsterdam, where he investigated the performance of N-body simulations run across geographically distributed (supercomputing) infrastructures. Derek currently works on modelling cerebrovascular blood flow and clay-polymer nanocomposites, using multiscale methods.



J. Borgdorff received a BSc in Mathematics and in Computing Science (2006) and an MSc in Applied Computing Science (2009) from Utrecht University. He is currently PhD candidate at the Computational Science group of the University of Amsterdam, researching the formal background of multiscale and complex systems modeling and the applied aspects of distributed multiscale computing.



Professor P.V. Coveney holds a Chair in Physical Chemistry and is Director of the Centre for Computational Science (CCS), an Honorary Professor in Computer Science and a member of CoMPLEX at UCL. He is also Professor Adjunct within the Medical School at Yale University. He is active in a broad area of interdisciplinary theoretical research including condensed matter physics and chemistry, life and medical sciences including collaborations with clinicians. He is a founding editor of the new Journal of Computational Science and to date has published more than 320 scientific papers and edited 20 books.



A.G. Hoekstra studied Physics holds a Ph.D. in Computational Science from the University of Amsterdam. Currently he is an associate professor in Computational Science at the Institute for Informatics of the Faculty of Science of the University of Amsterdam. His research focuses on applications of mesoscopic models, mostly biomedical, on multiscale modeling and simulation, and efficient mapping of such models to state-of-the-art computing environments. He coordinates the Master's program in Computational Science at the University of Amsterdam. He has organized international conferences in the field of high-performance computing, computational science, mesoscopic and multiscale modeling, and biomedical optics. He has published over 100 peer reviewed research papers, several book chapters, and monographs and books.