



ELSEVIER

SCIENCE @ DIRECT®

PHYSICS LETTERS B

Physics Letters B 621 (2005) 89–95

www.elsevier.com/locate/physletb

QCD plasma instabilities and isotropization

Adrian Dumitru, Yasushi Nara

Institut für Theoretische Physik, Johann Wolfgang Goethe Universität, Max von Laue Str. 1, D-60438 Frankfurt am Main, Germany

Received 17 March 2005; received in revised form 25 May 2005; accepted 2 June 2005

Available online 24 June 2005

Editor: J.-P. Blaizot

Abstract

We solve the coupled Wong Yang–Mills equations for both $U(1)$ and $SU(2)$ gauge groups and anisotropic particle momentum distributions numerically on a lattice. For weak fields with initial energy density much smaller than that of the particles we confirm the existence of plasma instabilities and of exponential growth of the fields which has been discussed previously. Also, the $SU(2)$ case is qualitatively similar to $U(1)$, and we do find significant “abelianization” of the non-Abelian fields during the period of exponential growth. However, the effect nearly disappears when the fields are strong. This is because of the very rapid isotropization of the particle momenta by deflection in a strong field on time scales comparable to that for the development of Yang–Mills instabilities. This mechanism for isotropization may lead to smaller entropy increase than collisions and multiplication of hard gluons, which is interesting for the phenomenology of high-energy heavy-ion collisions.

© 2005 Elsevier B.V. Open access under [CC BY license](http://creativecommons.org/licenses/by/3.0/).

PACS: 12.38.Mh; 24.85.+p; 25.75.-q; 52.35.Qz

High-energy heavy-ion collisions release a large amount of partons from the wavefunctions of the colliding nuclei. Partons with large transverse momenta originate from high- Q^2 hard interactions which can be computed from perturbative QCD [1]. On the other hand, partons with “small” transverse momenta on the order of the so-called saturation momentum Q_s (given by the square root of the total color charge density per unit rapidity and unit area in the incoming nuclei) are

much more abundant if $Q_s \gg \Lambda_{\text{QCD}}$ and are better viewed as a classical non-Abelian field [2].

If the presence of the soft classical field is neglected, which amounts to assuming that $Q_s \sim \Lambda_{\text{QCD}}$, the time-evolution of the hard partons after they come on-shell can be studied by means of the Boltzmann equation with a collision kernel, which is the so-called parton-cascade approach [3,4]. The collision kernel could be truncated at the level of elastic binary collisions (perhaps with a summation of time-like and space-like parton showers in the leading logarithmic approximation [3]); recently, an attempt to fully include $2 \leftrightarrow 3$ processes beyond the relaxation time

E-mail address: ynara@th.physik.uni-frankfurt.de (Y. Nara).

and leading-logarithmic approximations has also been made [5].

On the other hand, for large nuclei and at high energies the saturation scale Q_s is expected to grow much larger than Λ_{QCD} [2,6] and so the presence of the classical field can no longer be neglected. The “bottom-up scenario” [7] generalizes the parton cascade description of the time-evolution after the collision to include the soft classical modes, too. Soft gluon radiation is found to be the dominant process leading to equilibration [5,7,8] (see also papers by Wong in [4]).

Recently, it has been argued that collective processes due to the soft gauge field should be taken into account. Specifically, QCD plasma instabilities may develop due to anisotropic distributions of released hard partons [9] and modify the “bottom-up scenario” significantly [10]. The hard loop effective action for anisotropic hard modes was formulated in [11] and unstable soft modes were analyzed in [12]. Numerical studies of its static limit [13] revealed the interesting tendency of the non-Abelian gauge fields to “abelianize” during the stage of instability in the sense that locally commutators become much smaller than the fields themselves (see below). The “abelianization” has also been seen in solutions of the full non-linear hard loop effective action [14]. It is argued that, because of abelianization, non-Abelian effects should not cause instabilities to saturate; rather, similarly to the Abelian case, the fields should continue to grow until their energy density becomes comparable to that of the hard modes [13–15], i.e., until the growing fields begin to have a significant effect on the dynamics of the particles.

It is interesting to note the following difference between isotropization by propagation of particles in a strong random field versus that via scattering and gluon multiplication. Namely, in the absence of a collision kernel the entropy of any specific initial condition is conserved, while the standard parton cascade approach produces additional entropy [4,16]. An ensemble average over sufficiently random initial field configurations can nevertheless increase the entropy of the soft modes by a moderate (logarithmic) amount; this follows from the equivalence of the averaged classical field description to a Boltzmann equation to leading and subleading orders in the occupation number [17].

In heavy-ion collisions, it might not be necessary to achieve “true” thermalization in the sense of max-

imizing the entropy during the first few fm/c of the reaction; isotropization could be sufficient [15]. In fact, data [18] from RHIC indicate that the number of charged particles per participant *in the final state* is only $\sim 30\%$ lower in central d + Au collisions than it is in central Au + Au. This perhaps indicates that the equilibration process expected to occur in Au + Au (but not in d + Au) does not produce a large amount of entropy [19]. Hence, the mechanism of isotropization of particles via strong fields could be very interesting for the phenomenology of heavy-ion collisions.

In this Letter we solve the classical transport equation for hard gluons with non-Abelian color charge Q^a in the collisionless approximation [20],

$$p^\mu \left[\partial_\mu - g Q^a F_{\mu\nu}^a \partial_\nu - g f_{abc} A_\mu^b Q^c \partial_{Q^a} \right] \times f(x, p, Q) = 0. \quad (1)$$

It is coupled to the Yang–Mills equation

$$D_\mu F^{\mu\nu} = j^\nu = g \int \frac{d^3 p}{(2\pi)^3} dQ Q v^\nu f(x, p, Q), \quad (2)$$

where $f(x, p, Q)$ denotes the one-particle phase space distribution function [20]. These equations were shown to reproduce the “hard thermal loop” effective action [20] near equilibrium. If fluctuations on top of the mean fields are not neglected, one obtains a collision term from their moments [21]. The same set of transport equations were also derived within the world-line formalism for the one loop effective action of QCD [22]; the emergence of classical transport from a quantum kinetic equation derived within the closed-time-path formalism was discussed in Ref. [23]. For recent reviews of semi-classical transport theory for non-Abelian plasmas see Ref. [24]. Furthermore, we refer to Ref. [25] for a study of particle production and propagation in Abelian fields, including back-reaction and collisions in the relaxation time approximation. The specific point of the present Letter, however, is to study possible non-Abelian plasma instabilities due to anisotropic particle distributions [9–15].

We employ the test-particle method [26], replacing the continuous distribution $f(x, p, Q)$ by a large number of test particles:

$$f(x, p, Q) = \frac{1}{N_{\text{test}}} \sum_i \delta(\mathbf{x} - \mathbf{x}_i) (2\pi)^3 \times \delta(\mathbf{p} - \mathbf{p}_i) \delta(Q_i - Q), \quad (3)$$

where \mathbf{x}_i and \mathbf{p}_i are the coordinates of an individual test particle. This *ansatz* leads to Wong's equations [20,27]

$$\frac{d\mathbf{x}_i}{dt} = \mathbf{v}_i, \quad (4)$$

$$\frac{d\mathbf{p}_i}{dt} = gQ_i^a (\mathbf{E}^a + \mathbf{v}_i \times \mathbf{B}^a), \quad (5)$$

$$\frac{dQ_i}{dt} = igv_i^\mu [A_\mu, Q_i] \quad (6)$$

for the i th test particle.¹

The time evolution of the Yang–Mills field can be followed by the standard Hamiltonian method [28]. Numerical techniques to solve the classical field equations coupled to particles have been developed in Ref. [29]. Our update algorithm is closely related to the one explained there which generalizes the Abelian version of the charge conservation method in particle simulations [30].

In the following, we assume that the fields only depend on time and on one spatial coordinate, x , which reduces the Yang–Mills equations to 1 + 1 dimensions. The hard modes represented by classical particles are allowed to propagate in three spatial dimensions. For simplicity, we also restrict ourselves to the case without expansion here; the more realistic case with longitudinal expansion [31] will be addressed in the future.

The initial anisotropic phase-space distribution of hard gluons is taken to be

$$f(\mathbf{p}, \mathbf{x}) \propto e^{-\sqrt{p_y^2 + p_z^2}/p_{\text{hard}}} \delta(p_x). \quad (7)$$

This represents a quasi-thermal distribution in two dimensions, with “temperature” p_{hard} which now takes over the role of the saturation momentum mentioned above. We have checked explicitly that no instability occurs when the particle distribution is taken to be isotropic.

The initial field amplitudes are sampled from a Gaussian distribution with a width tuned to a given initial energy density. We solve the Yang–Mills equations in $A^0 = 0$ gauge and also set $\mathbf{A} = 0$ (i.e., all gauge links = 1) at time $t = 0$; the initial electric field

is taken to be polarized in a random direction transverse to the x -axis. Gauss' law is then used to obtain the initial charge distribution. All results shown below were obtained using a lattice with $N = 512$ sites; we have checked the numerical accuracy by comparing to $N = 256, 1024$ lattices (for the same physical parameters) and by monitoring conservation of the total energy and of Gauss' law. The total energy was conserved to within 5×10^{-4} (5×10^{-3}) over the course of the simulations for the weak (strong) field initial conditions, and the maximal violation of Gauss' law was 10^{-9} for $SU(2)$ and 10^{-33} for $U(1)$ (in lattice units).

Before coming to our results, we also comment on the occurrence of “anomalous Cherenkov radiation”. This corresponds to anomalous hard radiation from soft modes which may occur for simulations on a discrete lattice, as the dispersion relation of the fields may contain real space-like modes. For example, taking $\omega(k) = k$ for free fields in the continuum leads to the dispersion relation $\omega(k) = 2|\sin(ka/2)|/a$ on a one-dimensional lattice ($|k| < \pi/a$). Consequently, hard field modes with $k \sim 1/a$ would then get populated on the lattice because their “mass” $\sqrt{\omega^2 - k^2}$ is imaginary. The situation could perhaps be improved by employing higher-order discretization schemes for the Yang–Mills action or by damping hard modes exponentially at $t = 0$. However, we have not done so at present. Our tests with different lattices do not indicate a significant dependence of either the growth or the saturation of the instability on the lattice spacing. Also, our solutions for isotropic particle momentum distributions appear to be stable when the number of test particles is taken to infinity. A possible physical reason for this observation could be that interactions among soft modes with $k \ll 1/a$ and with large occupation numbers, and interactions of those modes with the particles, which give the largest contribution to the total energy (see below), actually dominate. Nevertheless, this effect may deserve a more careful numerical study in the future.

We first show results for a large separation of initial particle and field energy densities which should qualitatively resemble the conditions studied in [13–15]. The results shown in Fig. 1 corresponds to a lattice of physical size $L = 40$ fm, a hard scale $p_{\text{hard}} = 10$ GeV and a particle density of $n/g^2 = 10 \text{ fm}^{-3}$.

For the $U(1)$ case we observe a rapid exponential growth of the magnetic field energy density start-

¹ In our numerical calculations we redefine the Hamiltonian $H' = g^2 H$, the fields $A'_\mu = g A_\mu$ and the particle phase space density $f' = g^2 f$ in order to remove the gauge coupling from the classical theory.

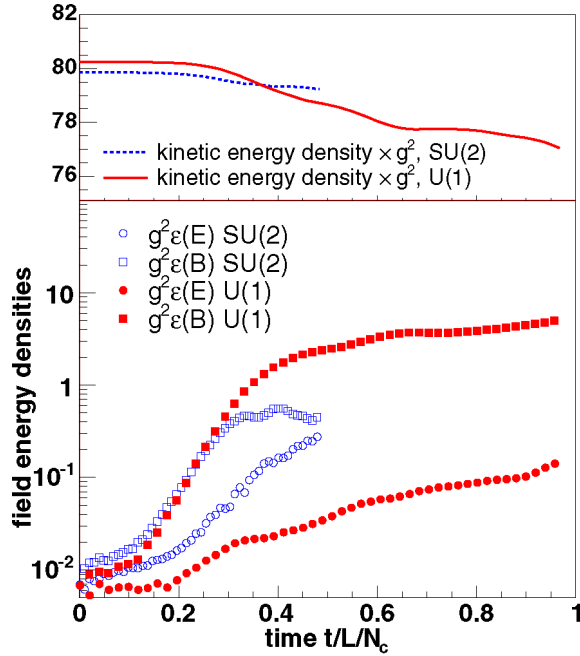


Fig. 1. Time evolution of the kinetic (particle), magnetic and electric energy densities in GeV/fm^3 for $U(1)$ and $SU(2)$ gauge group, respectively.

ing at about $t/L \approx 0.1$, turning into a slower growth at $t/L \approx 0.5$; at this point the magnetic fields have grown sufficiently to affect the particles which visibly start losing energy. The electric field grows less rapidly and equipartitioning is not achieved within the depicted time interval. This indicates that the field strengths are still too high for linear response to apply. In the non-Abelian case the growth of the magnetic field saturates earlier, and the electric field has comparable strength by the end of the simulation. Also, it appears that the saturation of the magnetic instability occurs before it has a noticeable effect on the particles since their energy density is nearly constant. Nevertheless, at a purely qualitative level the $U(1)$ and $SU(2)$ simulations are not vastly different, as anticipated in [13].

This is analyzed further in Fig. 2, showing the growth of the rms average

$$\phi_{\text{rms}} = \left[\int_0^L \frac{dx}{L} (A_y^a A_y^a + A_z^a A_z^a) \right]^{1/2}, \quad (8)$$

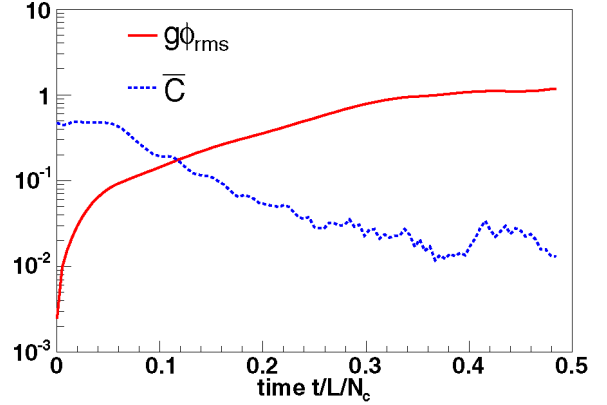


Fig. 2. The average amplitude ϕ_{rms} (in units of GeV) and the relative size \bar{C} of commutators as a function of time; physical parameters as in Fig. 1.

and the average of the relative size of the field commutator defined by [13]

$$\bar{C} = \int_0^L \frac{dx}{L} \frac{\sqrt{\text{Tr}((i[A_y, A_z])^2)}}{\text{Tr}(A_y^2 + A_z^2)}. \quad (9)$$

The behavior of ϕ_{rms} is similar to that of the field energy density shown above. Initially, \bar{C} is constant but then starts dropping exponentially when the magnetic instability sets in, indicating the partial “abelianization” of the fields [13,14]. The rate by which \bar{C} drops in the intermediate stage is roughly comparable to the growth rate of ϕ_{rms} ; also, the abelianization appears to stop after \bar{C} dropped by about one order of magnitude, at about the same time when the exponential growth of the fields and of ϕ_{rms} saturates.

Finally, in Fig. 3 we show the time evolution of the longitudinal and transverse components of the energy–momentum tensor of the particles, i.e., the kinetic pressure. For both $U(1)$ and $SU(2)$ we observe a rapid growth of the longitudinal pressure, which is zero initially. Again, the rate is somewhat smaller for the non-Abelian case. The approach to “isotropization” of the kinetic pressure is clearly correlated to the stage of exponential growth of the soft fields seen before [15]. However, for both cases T_{xx} remains significantly smaller than the transverse component for times $\lesssim L$.

The initial conditions above were chosen such as to verify qualitatively the picture emerging in the hard loop approximation, where the field energy density is

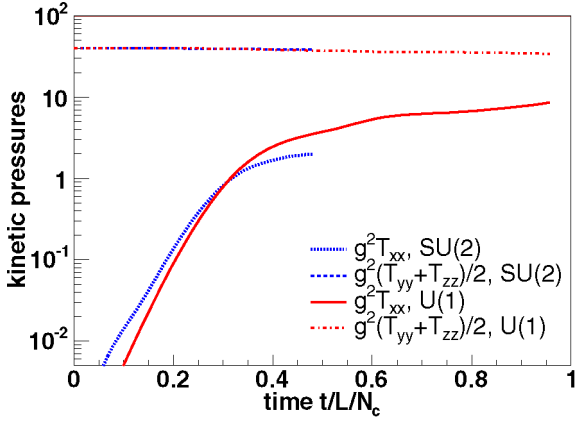


Fig. 3. Transverse and longitudinal components of the energy–momentum tensor of the particles for the simulation corresponding to Figs. 1, 2 (weak field).

(and remains) much smaller than that of the particles and so the back-reaction can be neglected [13–15]. In the color glass condensate model of high-energy collisions one does not expect such a strong separation of energy densities, however. Since our numerical solution includes the back-reaction of the fields on the particles, we study the situation with stronger fields next.

Specifically, the simulations below were performed with the following set of physical parameters: length $L = 10$ fm, hard scale $p_{\text{hard}} = 1$ GeV, particle density $n/g^2 = 500$ fm $^{-3}$ and an initial field energy density of about 20 GeV/fm 3 .

Fig. 4 shows the time evolution of the energy densities for these initial conditions. This case clearly differs from the weak-field limit shown before. Over the time interval shown, the electric field energy density is practically constant for both $U(1)$ and $SU(2)$. The Abelian magnetic field does exhibit a slow growth, draining some energy from the particle reservoir. For $SU(2)$, however, after a short initial growth the magnetic field energy decreases again, to saturate pretty much at its initial value. Therefore, the particle energy density is also more or less constant over the depicted time interval.

Fig. 5 confirms this observation via the ϕ_{rms} observable: the initial growth saturates much earlier than before. Similarly, the average commutator \bar{C} stays constant for some time then drops by about a factor 5 (during the period where the magnetic field drops!)

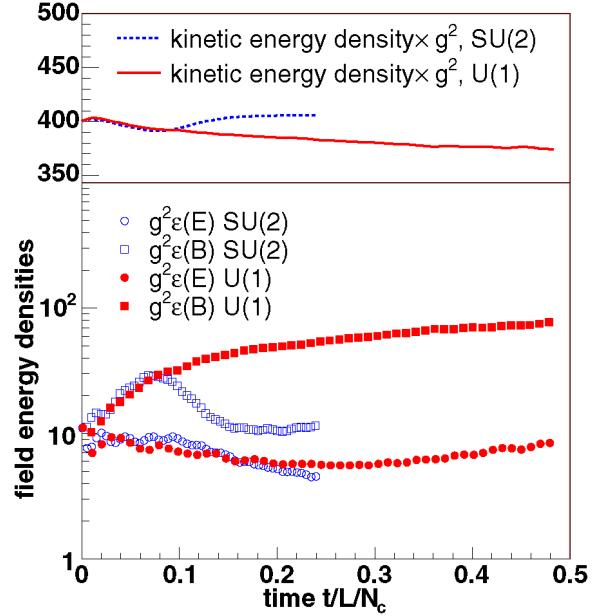


Fig. 4. Time evolution of the kinetic and field energy densities for strong initial fields.

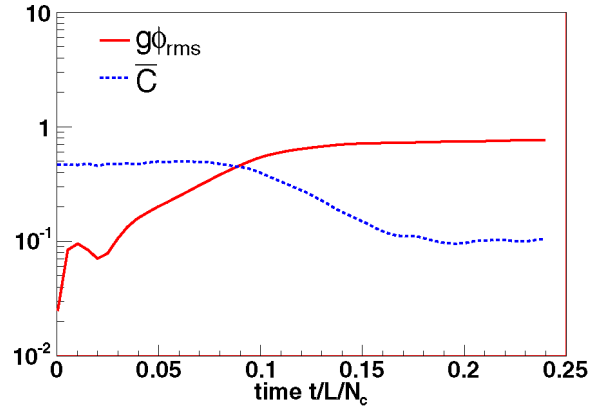


Fig. 5. Time evolution of ϕ_{rms} and \bar{C} in the strong field case.

and saturates at $\approx 10\%$, which is an order of magnitude larger than for the weak field case from Fig. 2. This indicates a much smaller degree of “abelianization” for strong fields.

Perhaps surprisingly, Fig. 6 nevertheless shows a very rapid isotropization of the kinetic pressure for both $U(1)$ and $SU(2)$ (note that $t/L = 0.1$ corresponds to $t = 1$ fm in physical units for this lattice). Moreover, the *degree* of isotropization is much higher, i.e., the transverse and longitudinal pressures are closer than in

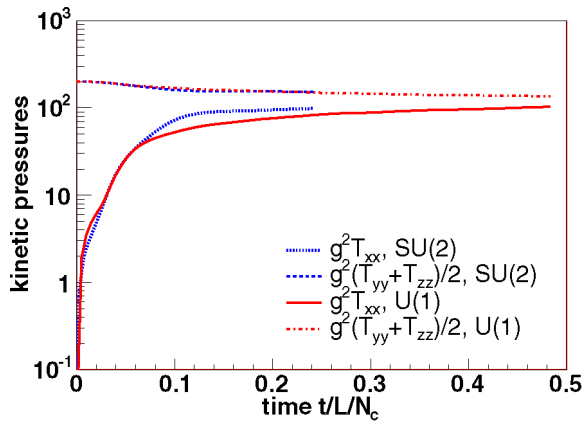


Fig. 6. Transverse and longitudinal components of the energy–momentum tensor of the particles for the simulation corresponding to Figs. 4, 5 (strong field).

Fig. 3. The very fast and nearly complete isotropization is, of course, the reason why field instabilities cannot be sustained over a significant period of time in this case. It is caused by the bending of the particle trajectories in the strong field which is very different from conventional parton cascade transport with small-angle perturbative scattering (and no field). The random initial fields then cause a rapid isotropization of the particle momenta via Eq. (5). Note that this does not require hard modes in the fields, which indeed would violate the assumed separation of momentum scales, but large field amplitudes.

In summary, we have studied instabilities in the coupled Wong Yang–Mills equations for strongly anisotropic initial particle momentum distributions. For both $U(1)$ and $SU(2)$ gauge groups we do observe a period of exponential growth of the fields when their initial energy density is far less than that of the hard modes (particles). This, in turn, leads to partial isotropization of the particle momentum distributions and of the kinetic pressure. Although we find somewhat smaller field growth and isotropization rates for the non-Abelian case, we nevertheless qualitatively confirm the picture developed in [13,14] in that the non-Abelian fields “abelianize” efficiently during the period of exponential growth.

For large initial field amplitudes, corresponding to a smaller ratio of initial particle to field energy densities, our results are qualitatively different. We observe a very rapid isotropization of the particle momentum

distributions which is due to bending of their trajectories in the strong fields on a time-scale that is relevant for the physics of high-energy collisions. This, however, inhibits the development of instabilities of the Yang–Mills fields. Nevertheless, these results, too, suggest that the presence of the strong non-Abelian fields should be taken into account to understand the process of isotropization in the early stages of high-energy collisions.

Note added

After this manuscript was submitted for publication, a paper appeared [32] which presents an analytical discussion of a possible effective potential for anisotropic QCD plasmas beyond the hard loop approximation. Also, a modified “bottom-up” scenario for gluon thermalization in high-energy heavy-ion collisions appeared [33].

Acknowledgements

We thank F. Gelis, M. Gyulassy, A. Mueller, R. Pisarski and M. Strickland for helpful discussions and J. Lenaghan and M. Strickland for drawing our attention to this subject.

References

- [1] J.P. Blaizot, A.H. Mueller, Nucl. Phys. B 289 (1987) 847; K.J. Eskola, K. Kajantie, J. Lindfors, Nucl. Phys. B 323 (1989) 37; X.N. Wang, M. Gyulassy, Phys. Rev. D 44 (1991) 3501.
- [2] L. McLerran, R. Venugopalan, Phys. Rev. D 49 (1994) 2233; L. McLerran, R. Venugopalan, Phys. Rev. D 49 (1994) 3352; Y.V. Kovchegov, Phys. Rev. D 54 (1996) 5463; Y.V. Kovchegov, Phys. Rev. D 55 (1997) 5445.
- [3] K. Geiger, B. Müller, Nucl. Phys. B 369 (1992) 600; S.A. Bass, B. Müller, D.K. Srivastava, Phys. Lett. B 551 (2003) 277.
- [4] M. Gyulassy, Y. Pang, B. Zhang, Nucl. Phys. A 626 (1997) 999; D. Molnar, M. Gyulassy, Phys. Rev. C 62 (2000) 054907; J. Bjoraker, R. Venugopalan, Phys. Rev. C 63 (2001) 024609; S. Cheng, et al., Phys. Rev. C 65 (2002) 024901; Y. Nara, S.E. Vance, P. Csizmadia, Phys. Lett. B 531 (2002) 209;

- For approaches based on the relaxation time approximation to the Boltzmann equation see T.S. Biro, E. van Doorn, B. Müller, M.H. Thoma, X.N. Wang, Phys. Rev. C 48 (1993) 1275; S.M.H. Wong, Nucl. Phys. A 607 (1996) 442; S.M.H. Wong, Phys. Rev. C 56 (1997) 1075; S.M.H. Wong, Nucl. Phys. A 638 (1998) 527c; G.C. Nayak, A. Dumitru, L.D. McLerran, W. Greiner, Nucl. Phys. A 687 (2001) 457; A. Dumitru, M. Gyulassy, Phys. Lett. B 494 (2000) 215; J. Serreau, D. Schiff, JHEP 0111 (2001) 039.
- [5] Z. Xu, C. Greiner, hep-ph/0406278.
- [6] A.H. Mueller, Nucl. Phys. B 558 (1999) 285.
- [7] R. Baier, A.H. Mueller, D. Schiff, D.T. Son, Phys. Lett. B 502 (2001) 51.
- [8] G.R. Shin, B. Müller, J. Phys. G 28 (2002) 2643.
- [9] S. Mrowczynski, Phys. Lett. B 214 (1988) 587; S. Mrowczynski, Phys. Lett. B 314 (1993) 118; S. Mrowczynski, Phys. Rev. C 49 (1994) 2191; J. Randrup, S. Mrowczynski, Phys. Rev. C 68 (2003) 034909.
- [10] P. Arnold, J. Lenaghan, G.D. Moore, JHEP 0308 (2003) 002.
- [11] S. Mrowczynski, A. Rebhan, M. Strickland, Phys. Rev. D 70 (2004) 025004.
- [12] P. Romatschke, M. Strickland, Phys. Rev. D 68 (2003) 036004; P. Romatschke, M. Strickland, Phys. Rev. D 69 (2004) 065005.
- [13] P. Arnold, J. Lenaghan, Phys. Rev. D 70 (2004) 114007.
- [14] A. Rebhan, P. Romatschke, M. Strickland, hep-ph/0412016.
- [15] P. Arnold, J. Lenaghan, G.D. Moore, L.G. Yaffe, Phys. Rev. Lett. 94 (2005) 072302.
- [16] K. Geiger, Phys. Rev. D 46 (1992) 4986; S.M.H. Wong, Phys. Rev. C 54 (1996) 2588.
- [17] A.H. Mueller, D.T. Son, Phys. Lett. B 582 (2004) 279.
- [18] See, for example, Fig. 3 in B.B. Back, et al., PHOBOS Collaboration, nucl-ex/0409021.
- [19] See also discussion following Eq. (1) of S. Pratt, Nucl. Phys. A 715 (2003) 389.
- [20] P.F. Kelly, Q. Liu, C. Lucchesi, C. Manuel, Phys. Rev. Lett. 72 (1994) 3461; P.F. Kelly, Q. Liu, C. Lucchesi, C. Manuel, Phys. Rev. D 50 (1994) 4209; J.P. Blaizot, E. Iancu, Nucl. Phys. B 557 (1999) 183.
- [21] D.F. Litim, C. Manuel, Phys. Rev. Lett. 82 (1999) 4981; D.F. Litim, C. Manuel, Nucl. Phys. B 562 (1999) 237.
- [22] J. Jalilian-Marian, S. Jeon, R. Venugopalan, J. Wirstam, Phys. Rev. D 62 (2000) 045020.
- [23] Q. Wang, K. Redlich, H. Stöcker, W. Greiner, Phys. Rev. Lett. 88 (2002) 132303.
- [24] J.P. Blaizot, E. Iancu, Phys. Rep. 359 (2002) 355; D.F. Litim, C. Manuel, Phys. Rep. 364 (2002) 451.
- [25] D.V. Vinnik, A.V. Prozorkevich, S.A. Smolyansky, V.D. Toneev, M.B. Hecht, C.D. Roberts, S.M. Schmidt, Eur. Phys. J. C 22 (2001) 341.
- [26] G.F. Bertsch, S. Das Gupta, Phys. Rep. 160 (1988) 189.
- [27] S.K. Wong, Nuovo Cimento A 65 (1970) 689; H.T. Elze, U.W. Heinz, Phys. Rep. 183 (1989) 81.
- [28] J. Ambjorn, T. Askgaard, H. Porter, M.E. Shaposhnikov, Nucl. Phys. B 353 (1991) 346.
- [29] C.R. Hu, B. Müller, Phys. Lett. B 409 (1997) 377; G.D. Moore, C.R. Hu, B. Müller, Phys. Rev. D 58 (1998) 045001.
- [30] J. Villaseñor, O. Buneman, Comput. Phys. Commun. 69 (1992) 306.
- [31] A. Krasnitz, R. Venugopalan, Nucl. Phys. B 557 (1999) 237; A. Krasnitz, R. Venugopalan, Phys. Rev. Lett. 84 (2000) 4309; A. Krasnitz, R. Venugopalan, Phys. Rev. Lett. 86 (2001) 1717; A. Krasnitz, Y. Nara, R. Venugopalan, Phys. Rev. Lett. 87 (2001) 192302; A. Krasnitz, Y. Nara, R. Venugopalan, Nucl. Phys. A 717 (2003) 268; A. Krasnitz, Y. Nara, R. Venugopalan, Nucl. Phys. A 727 (2003) 427; A. Krasnitz, Y. Nara, R. Venugopalan, Phys. Lett. B 554 (2003) 21; T. Lappi, Phys. Rev. C 67 (2003) 054903.
- [32] C. Manuel, S. Mrowczynski, hep-ph/0504156.
- [33] A.H. Mueller, A.I. Shoshi, S.M.H. Wong, hep-ph/0505164.