

Available online at www.sciencedirect.com

ScienceDirect

Rice Science, 2016, 23(1): 51–55



Comparison of Effect of Brassinosteroid and Gibberellin Biosynthesis Inhibitors on Growth of Rice Seedlings



Tadashi MATSUMOTO, Kazuhiro YAMADA, Yuko YOSHIKAWA, Keimei OH

(Department of Biotechnology, Akita Prefectural University, 241-438, Shimoshinjo Nakano, Akita 010-0195, Japan)

Abstract: Brassinosteroid (BR) and gibberellin (GA) are two predominant plant hormones that regulate plant cell elongation. Mutants disrupt the biosynthesis of these hormones and display different degrees of dwarf phenotypes in rice. Although the role of each plant hormone in promoting the longitudinal growth of plants has been extensively studied using genetic methods, their relationship is still poorly understood. In this study, we used two specific inhibitors targeting BR and GA biosynthesis to investigate the roles of BR and GA in growth of rice seedlings. Yucaizol, a specific inhibitor of BR biosynthesis, and Trinexapac-ethyl, a commercially available inhibitor of GA biosynthesis, were used. The effect of Yucaizol on rice seedlings indicated that Yucaizol significantly retarded stem elongation. The IC_{50} value was found to be approximately 0.8 $\mu\text{mol/L}$. Yucaizol also induced small leaf angle phenocopy in rice seedlings, similarly to BR-deficient rice, while Trinexapac-ethyl did not. When Yucaizol combined with Trinexapac-ethyl was applied to the rice plants, the mixture of these two inhibitors retarded stem elongation of rice at lower doses. Our results suggest that the use of a BR biosynthesis inhibitor combined with a GA biosynthesis inhibitor may be useful in the development of new technologies for controlling rice plant height.

Key words: brassinosteroid; gibberellin; plant hormone; plant growth regulator; rice

Rice (*Oryza sativa* L.) is one of the predominant dietary energy sources for a large part of humans in the world, especially in Asia. Great efforts have been made to develop new methods for improving the production and quality of rice. Rice architecture is crucial for grain yield, and is determined by plant height, leaf angle, tillering number, and panicle morphology. Plant hormones are important in the regulation of plant growth and development. Brassinosteroid (BR) and gibberellin (GA) are two important plant hormones involving in controlling plant height by regulating cell elongation (Clouse and Sasse, 1998; Richards et al, 2001). In particular, BR plays important roles in the development of rice architecture (Wang and Li, 2005). To date, researches indicate that manipulation of BR biosynthesis or signaling that is used to modify rice architecture can be a feasible approach for improving rice yield. One of the remarkable technologies used in the Green Revolution was the introduction of dwarfing genes into wheat, thereby increasing plant yields and providing a stronger and shorter stem that prevents the plant from falling over (Sasaki et al, 2002; Hedden, 2003). Currently, there are

tremendous needs to control plant height in modern agriculture.

The functions of BR and GA in plant growth and development have been studied in considerable detail. GA binds with a soluble receptor, GIBBERELLIN-INSENSITIVE DWARF1 (GID1), and also interacts with SLENDER1. The GA-signaling repressor encodes the DELLA family protein (Dill et al, 2001). The stable triple complex (GA-GID1-DELLA) is then recognized by the SCFGID2 (for Skp1-Cullin-F-box) E3 ubiquitin ligase complex, leading to the ubiquitination and, consequently, degradation of the DELLA repressor protein, thereby reversing the repression of the GA response in rice (Sasaki et al, 2003; Gomi et al, 2004; Ueguchi-Tanaka et al, 2007). Most of our knowledge about BR signaling is obtained from studies in *Arabidopsis thaliana*. BR signal transduction is thought to function by BR binding to the extracellular domain of the leucine-rich-repeat receptor-like kinase (LRR-RLK) BRI1 (brassinosteroid insensitive 1) (Clouse, 2011) and BAK1, a coreceptor of BRI1 (Li et al, 2002), which convey the BR signal to downstream components including BIN2 (BR-insensitive

Received: 2 March 2015; **Accepted:** 28 October 2015

Corresponding author: Keimei OH (jmwang@akita-pu.ac.jp)

Copyright © 2016, China National Rice Research Institute. Hosting by Elsevier B.V. This is an open access article under the CC BY-NC-ND license (<http://creativecommons.org/licenses/by-nc-nd/4.0/>).

Peer review under responsibility of China National Rice Research Institute
<http://dx.doi.org/10.1016/j.rsci.2016.01.006>

2) (He et al, 2002) and BSU1 (BRI1 suppressor 1) (Kim et al, 2011). Subsequent phosphorylation of BZR1 and BZR2/BES1 inhibits their activity through multiple mechanisms (Wang et al, 2002). BR-induced dephosphorylation activates BZR1 and BZR2/BES1 proteins that directly regulate the transcription of BR-responsive genes.

Although BR and GA signal transduction pathways have been studied, the mechanism of their involvement in the regulation of rice plant height remains unclear (Tong et al, 2014). GA biosynthesis mutants display dwarf phenotypes in rice, while BR biosynthesis mutant rice plants also exhibit dwarf phenotypes with erect leaves (Sakamoto et al, 2006). The architectural styles of BR-deficient mutant rice plants are beneficial for dense planting because of the increased light capture required for photosynthesis and nitrogen storage for grain filling (Sakamoto et al, 2006).

The objective of this study is to use specific inhibitors of BR and GA biosynthesis to explore the relationship of BR and GA in the regulation of rice plant height. Yucaizol is a potent BR biosynthesis inhibitor developed in our laboratory (Oh et al, 2012, 2013, 2015; Yamada et al, 2012, 2013) that is now commercially available from Wako Pure Chemical Industries, Ltd., Tokyo, Japan (Fig. 1). Trinexapac-ethyl (TPE) is a commercially available specific inhibitor of GA biosynthesis (Rademacher, 2000) (Fig. 1). Herein, we report the effects of a BR biosynthesis inhibitor combined with a GA biosynthesis inhibitor in rice plants.

MATERIALS AND METHODS

Chemicals

The BR biosynthesis inhibitor Yucaizol is synthesized by a previously described method (Yamada et al, 2013). Stock solutions of the test compound were dissolved in DMSO at a concentration of 100 mmol/L and stocked at -30 °C. Trinexapac-ethyl was purchased from Syngenta as Primo MAXX® and dissolved in DMSO at a concentration of 100 mmol/L as a stock solution according to the manufacturer's instructions. The other reagents were of the highest grade and purchased from Wako Pure Chemical Industries, Ltd. (Tokyo, Japan).

Plant culture and growth conditions

Rice seeds (*Oryza sativa* L. cv. Akitakomachi) were sterilized in a 0.86 mmol/L benomyl solution (a commercially available

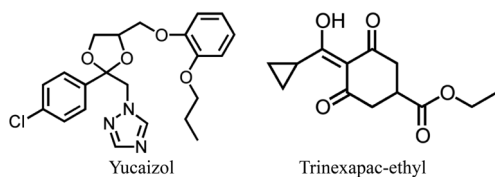


Fig. 1. Chemical structure of brassinosteroid biosynthesis inhibitor (Yucaizol) and gibberellin biosynthesis inhibitor (Trinexapac-ethyl).

fungicide purchased from Sumitomo Chemical Garden Products, Tokyo, Japan) for 24 h and then washed with distilled water for five times. The seeds were cold-treated (4 °C) for 3 d and then transferred to a 30 °C incubator for 2 d to promote simultaneous germination. The germinating seeds were placed on gauze set on top of 200-mL disposable plastic cups (Sunplatec) and stimulated to germinate in distilled water for another 3 d. Subsequently, the distilled water was replaced with Hoagland's solution containing several chemicals (Hoagland and Arnon, 1950). The growth conditions were set to 27 °C in 14 h light (approximately 18 000 lux) and 25 °C in 10 h dark with 70% humidity. The plant height of 10-day-old seedlings was measured and the average plant height of eight rice seedlings was used after with or without chemical treatment.

Lamina joint bending assay

The angle between the lamina and the second leaf sheath in 5-day-old seedlings after treatment with or without chemical treatment was measured. The second lamina joints were used for the lamina bending assay as described by Wada et al (1981).

Statistical analysis

All measurements were carried out at least in triplicate. Data analyses (*t*-test and analysis of variance) were applied to determine the significant differences ($P < 0.05$).

RESULTS AND DISCUSSION

Effect of Yucaizol on longitudinal growth of rice

The first BR biosynthesis inhibitor was discovered by Min et al (1999). Assessment of the target site of brassinazole revealed that it binds with CYP90B1 from *Arabidopsis* (Asami et al, 2001). To date, brassinazole has been widely used in BR research (Blackwell and Zhao, 2003). Determining the biological activity of brassinazole in rice indicated that it did not retard rice plants at a high concentration (Sekimata et al, 2001). To determine the biological activity of Yucaizol on the retardation of rice seedlings, we treated rice seedlings with different concentrations of Yucaizol. As shown in Fig. 2, Yucaizol induced dwarfism and retardation in rice seedlings in a dose-dependent manner. The IC₅₀ value was found approximately 0.8 μmol/L. Our results clearly indicated that Yucaizol exhibits potent inhibitory activity on the retardation of rice seedlings.

Effect of Yucaizol on bending angle of lamina joint of rice

To distinguish the dwarfism characteristics induced by Yucaizol from GA biosynthesis inhibitors, we used leaf angle as a factor because BR deficient mutant rice plants display an erect leaf phenotype with a small leaf angle (Sakamoto et al, 2006). Thus, we determined the effects of Yucaizol on lamina joint bending angle in rice, which is a sensitive and specific assay method to




Fig. 2. Effect of Yucaizol on retardation plant height in rice seedlings.

The plants were treated with Yucaizol at the specified concentrations. From left, control (the first three plants); 0.5 $\mu\text{mol/L}$ (the second three plants) 1.0 $\mu\text{mol/L}$ (the third three plants) and 10.0 $\mu\text{mol/L}$ (three plants from right). Plants were grown under the conditions described in the experimental section for 10 d. Bar = 2 cm. All the experiments were done at least three times to establish the repeatability.

determine the BR-deficient rice plants. Yucaizol was added to the culture medium for final concentrations of 0.5, 1.0 and 10.0 $\mu\text{mol/L}$. We found that the chemical-treated rice seedlings exhibited different characteristics with regard to the bending angle of the lamina joint of rice plants. As shown in Fig. 3, the bending angle of the lamina joint of the untreated control was $68.3^\circ \pm 8.9^\circ$, whereas the bending angle of the lamina joint in the Yucaizol-treated rice plants was reduced. At a concentration of 10.0 $\mu\text{mol/L}$, the bending angle was to be $20.3^\circ \pm 4.2^\circ$. This result clearly indicated that chemically induced dwarfism of rice plants is a result of the inhibition of BR biosynthesis. The report in which we studied the structure-activity relationship of Yucaizol analogues also supports the results (Matsumoto et al, 2013).

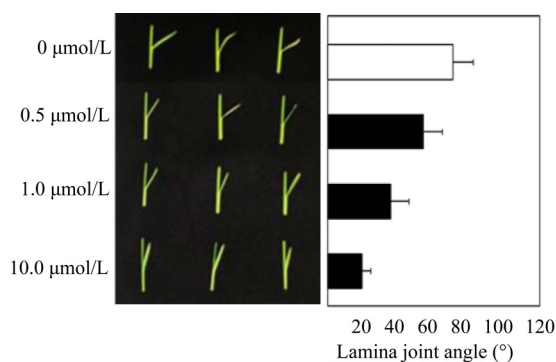


Fig. 3. Effect of Yucaizol on lamina joint bending angle in rice seedlings.

The plants were treated with Yucaizol at the specified concentration (0–10 $\mu\text{mol/L}$) and grown under the conditions described in the experimental section for 10 d. The average bending angle of the lamina joint was measured ($n = 8$). Error bars represent *SD*. All the experiments were done at least three times to establish the repeatability.

Effect of Yucaizol and Trinexapac-ethyl on rice seedling growth

GA and BR are two important plant hormones that induce similar cellular and developmental responses, including cell elongation, seed germination and flowering (Inada et al, 2000; Steber and McCourt, 2001; Yang et al, 2003; Mussig, 2005). Although their receptor and signaling pathways have been studied extensively and many components that are involved in hormone signaling have been identified, the relationship of these two plant growth promoting hormones is still poorly understood. Specific inhibitors of plant hormone biosynthesis are useful in dissecting the functions and relationships of targeting plant hormones (Asami et al, 2005). Hence, we used BR and GA biosynthesis inhibitors to explore the relationship of BR and GA on rice seedling growth. The experiment was designed by mixing Yucaizol with Trinexapac-ethyl at a concentration of 0.5 $\mu\text{mol/L}$. As shown in Fig. 4, the plant height of rice seedlings without chemical treatment (the left plants) was approximately 17.9 cm (Fig. 4). With an application of Yucaizol at a concentration of 0.5 $\mu\text{mol/L}$, we found that Yucaizol significantly reduced the elongation of rice seedlings to approximately 12.5 cm. In contrast, at a concentration of 0.5 $\mu\text{mol/L}$ the GA biosynthesis inhibitor TPE (Fig. 4), the plant height of rice seedlings was found to be reduced from $17.9 \pm$

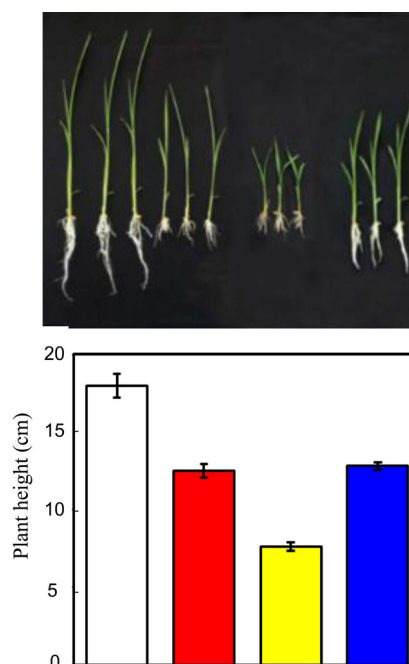


Fig. 4. Effects of Yucaizol and Trinexapac-ethyl (TPE) on growth of rice seedlings.

The plants were treated with Yucaizol from left: 0, 0.5, 0.5 and 0 $\mu\text{mol/L}$ mixed with TPE at a concentration of (from left): 0, 0, 0.5 and 0.5 $\mu\text{mol/L}$. Rice plants were grown under the conditions described in the experimental section for 10 d. The upper picture displays the chemical induced phenocopy of rice. The plant height was measured ($n = 8$). Error bars represent *SD*. All the experiments were done at least three times to establish the repeatability.

3.3 cm to approximately 12.8 ± 0.8 cm. Comparing the plant height of Yucaizol and TPE-treated rice plants, the result indicates that the potency of Yucaizol on retarding plant height is similar to that of TPE. Interestingly, when we mixed Yucaizol with TPE, we found that the plant height was reduced from 17.9 ± 3.3 cm to 7.6 ± 0.8 cm, which is similar in height to plants treated with $10.0 \mu\text{mol/L}$ Yucaizol (Fig. 2). This result indicates that the treatment of rice seedlings with mixed BR and GA biosynthesis inhibitors has a synergistic effect on the retardation of rice seedlings.

Currently, there is a tremendous need to control plant height in modern agriculture. For example, the management of high-quality turf on golf courses is challenging. To achieve the desired conditions (turfgrass at a height of 1 cm), daily mowing is required during the growing season, which costs a large sum of money annually worldwide. Reducing plant height thereby preventing the plants from falling over is indispensable in rice production. Hence, various plant growth retardants that targeting GA biosynthesis is commercially available now.

Deficient mutants of rice plants for BR biosynthesis exhibit dwarf phenotypes with erect leaves (Sakamoto et al, 2006). These architectural styles of rice plants are beneficial for dense planting due to the increased light capture for photosynthesis and nitrogen storage for grain filling. Data obtained from present work gave evidences that Yucaizol is a potent inhibitor that displays activity on the retardation of rice plants with a different mode of action from those of GA biosynthesis inhibitors. We expect that further experimental use of Yucaizol may lead to the development of new agents for retarding plant growth.

CONCLUSIONS

Data obtained in this work demonstrated that Yucaizol exhibits potent inhibitory activity on the retardation of plant height as well as the lamina joint bending angle in rice plants. Use of Yucaizol combined with the GA biosynthesis inhibitor TPE has a synergistic effect on the retardation of rice seedlings. Our results suggest that BR and GA may play different roles in promoting rice plant height when working independently.

ACKNOWLEDGMENT

This work was supported in part by a grant from Akita President's research project to Keimei OH.

REFERENCES

Asami T, Mizutani M, Fujioka S, Goda H, Min Y K, Shimada Y, Nakano T, Takatsuto S, Matsuyama T, Nagata N, Sakata K, Yoshida S. 2001. Selective interaction of triazole derivatives with DWF4, a cytochrome P450 monooxygenase of the

brassinosteroid biosynthetic pathway, correlates with brassinosteroid deficiency in planta. *J Biol Chem*, **276**(28): 25687–25691.

Asami T, Nakano T, Fujioka S. 2005. Plant brassinosteroid hormones. *Vitam Horm*, **72**(3): 479–504.

Blackwell H E, Zhao Y. 2003. Chemical genetic approaches to plant biology. *Plant Physiol*, **133**(2): 448–455.

Clouse S D, Sasse J M. 1998. Brassinosteroids: Essential regulators of plant growth and development. *Annu Rev Plant Physiol Plant Mol Biol*, **49**: 427–451.

Clouse S D. 2011. Brassinosteroid signal transduction: From receptor kinase activation to transcriptional networks regulating plant development. *Plant Cell*, **23**(4): 1219–1230.

Dill A, Jung H S, Sun T P. 2001. The DELLA motif is essential for gibberellin-induced degradation of RGA. *Proc Natl Acad Sci USA*, **98**(24): 14162–14167.

Gomi K, Sasaki A, Itoh H, Ueguchi-Tanaka M, Ashikari M, Kitano H, Matsuoka M. 2004. GID2, an F-box subunit of the SCF E3 complex, specifically interacts with phosphorylated SLR1 protein and regulates the gibberellin-dependent degradation of SLR1 in rice. *Plant J*, **37**(4): 626–634.

He J X, Gendron J M, Yang Y L, Li J M, Wang Z Y. 2002. The GSK3-like kinase BIN2 phosphorylates and destabilizes BZR1, a positive regulator of the brassinosteroid signaling pathway in *Arabidopsis*. *Proc Natl Acad Sci USA*, **99**(15): 10185–10190.

Hedden P. 2003. The genes of the Green Revolution. *Trends Genet*, **19**(1): 5–9.

Hoagland D R, Arnon D I. 1950. The water-culture method of growing plants without soil. *Calif Agric Exp Stat*, **347**(1): 1–32.

Inada S, Tominaga M, Shimmen T. 2000. Regulation of root growth by gibberellin in *Lemna minor*. *Plant Cell Physiol*, **41**(36): 657–665.

Kim T W, Guan S, Burlingame A L, Wang Z Y. 2011. The CDG1 kinase mediates brassinosteroid signal transduction from BRI1 receptor kinase to BSU1 phosphatase and GSK3-like kinase BIN2. *Mol Cell*, **43**(4): 561–571.

Li J, Wen J Q, Lease K A, Doke J T, Tax F E, Walker J C. 2002. BAK1, an *Arabidopsis* LRR receptor-like protein kinase, interacts with BRI1 and modulates brassinosteroid signaling. *Cell*, **110**(2): 213–222.

Matsumoto T, Yamada K, Iwasaki I, Yoshizawa Y, Oh K. 2013. New compounds induce brassinosteroid deficient-like phenotypes in rice. *Plants*, **2**(3): 521–529.

Min Y K, Asami T, Fujioka S, Murofushi N, Yamaguchi I, Yoshida S. 1999. New lead compounds for brassinosteroid biosynthesis inhibitors. *Bioorg Med Chem Lett*, **9**(3): 425–430.

Mussig C. 2005. Brassinosteroid-promoted growth. *Plant Biol*, **7**(2): 110–117.

Oh K, Matsumoto T, Yamagami A, Ogawa A, Yamada K, Suzuki R, Sawada T, Fujioka S, Yoshizawa Y, Nakano N T. 2015. YCZ-18 is a new brassinosteroid biosynthesis inhibitor. *PLoS One*, **10**(3): e0120812.

Oh K, Yamada K, Asami T, Yoshizawa Y. 2012. Synthesis of novel brassinosteroid biosynthesis inhibitors based on the ketoconazole scaffold. *Bioorg Med Chem Lett*, **22**(4): 1625–1628.

Oh K, Yamada K, Yoshizawa Y. 2013. Asymmetric synthesis and

- effect of absolute stereochemistry of YCZ-2013, a brassinosteroid biosynthesis inhibitor. *Bioorg Med Chem Lett*, **23**(24): 6915–6919.
- Rademacher W. 2000. Growth retardants: Effects on gibberellin biosynthesis and other metabolic pathways. *Ann Rev Plant Physiol Plant Mol Biol*, **51**: 501–531.
- Richards D E, King K E, Ait-Ali T, Harberd N P. 2001. How gibberellin regulates plant growth and development: A molecular genetic analysis of gibberellin signaling. *Annu Rev Plant Physiol Plant Mol Biol*, **52**: 67–88.
- Sakamoto T, Morinaka Y, Ohnishi T, Sunohara H, Fujioka S, Ueguchi-Tanaka M, Mizutani M, Sakata K, Takatsuto S, Yoshida S, Tanaka H, Kitano H, Matsuoka M. 2006. Erect leaves caused by brassinosteroid deficiency increase biomass production and grain yield in rice. *Nat Biotechnol*, **24**(1): 105–109.
- Sasaki A, Ashikari M, Ueguchi-Tanaka M, Itoh H, Nishimura A, Swapan D, Ishiyama K, Saito T, Kobayashi M, Khush G S, Kitano H, Matsuoka M. 2002. Green revolution: A mutant gibberellin-synthesis gene in rice. *Nature*, **416**: 701–702.
- Sasaki A, Itoh H, Gomi K, Ueguchi-Tanaka M, Ishiyama K, Kobayashi M, Jeong D H, An G, Kitano H, Ashikari M, Matsuoka M. 2003. Accumulation of phosphorylated repressor for gibberellin signaling in an F-box mutant. *Science*, **299**: 1896–1898.
- Sekimata K, Kimura T, Kaneko I, Nakano T, Yoneyama K, Takeuchi Y, Yoshida S, Asami T. 2001. A specific brassinosteroid biosynthesis inhibitor, Brz2001: Evaluation of its effects on *Arabidopsis*, cress, tobacco, and rice. *Planta*, **213**(5): 716–721.
- Steber C M, McCourt P. 2001. A role for brassinosteroids in germination in *Arabidopsis*. *Plant Physiol*, **125**(42): 763–769.
- Tong H N, Xiao Y H, Liu D P, Gao S P, Liu L C, Yin Y H, Jing Y, Qian Q, Chu C C. 2014. Brassinosteroid regulates cell elongation by modulating gibberellin metabolism in rice. *Plant Cell*, **26**(11): 4376–4393.
- Ueguchi-Tanaka M, Nakajima M, Katoh E, Ohmiya H, Asano K, Saji S, Xiang H Y, Ashikari M, Kitano H, Yamaguchi I, Matsuoka M. 2007. Molecular interactions of a soluble gibberellin receptor, GID1, with a rice DELLA protein, SLR1, and gibberellin. *Plant Cell*, **19**(7): 2140–2155.
- Wada K, Marumo S, Ikekawa N, Morisaki M, Mori K. 1981. Brassinolide and homobrassinolide promotion of lamina inclination of rice seedling. *Plant Cell Physiol*, **22** (2): 323–325.
- Wang Y H, Li J Y. 2005. The plant architecture of rice (*Oryza sativa*). *Plant Mol Biol*, **59**(1): 75–84.
- Wang Z Y, Nakano T, Gendron J, He J X, Chen M, Vafeados D, Yang Y, Fujioka S, Yoshida S, Asami T, Chory J. 2002. Nuclear-localized BZR1 mediates brassinosteroid-induced growth and feedback suppression of brassinosteroid biosynthesis. *Dev Cell*, **2**(4): 505–513.
- Yamada K, Yajima O, Yoshizawa Y, Oh K. 2013. Synthesis and biological evaluation of novel azole derivatives as selective potent inhibitors of brassinosteroid biosynthesis. *Bioorg Med Chem*, **21**(3): 2451–2461.
- Yamada K, Yoshizawa Y, Oh K. 2012. Synthesis of 2RS, 4RS-1-[2-phenyl-4-[2-(2-trifluoromethoxy-phenoxy)-ethyl]-1, 3-dioxolan-2-yl-methyl]-1H-1,2,4-triazole derivatives as potent inhibitors of brassinosteroid biosynthesis. *Molecules*, **17**(4): 4460–4473.
- Yang G X, Matsuoka M, Iwasaki Y, Komatsu S. 2003. A novel brassinolide-enhanced gene identified by cDNA microarray is involved in the growth of rice. *Plant Mol Biol*, **52**(4): 843–854.

(Managing Editor: WANG Caihong)