

The 2009 world average of α_s

Siegfried Bethke^a

MPI für Physik, Föhringer Ring 6, 80805 Munich, Germany

Received: 10 August 2009 / Published online: 23 October 2009
© Springer-Verlag / Società Italiana di Fisica 2009

Abstract Measurements of α_s , the coupling strength of the Strong Interaction between quarks and gluons, are summarised and an updated value of the world average of $\alpha_s(M_{Z^0})$ is derived. Special emphasis is laid on the most recent determinations of α_s . These are obtained from τ -decays, from global fits of electroweak precision data and from measurements of the proton structure function F_2 , which are based on perturbative QCD calculations up to $\mathcal{O}(\alpha_s^4)$; from hadronic event shapes and jet production in e^+e^- annihilation, based on $\mathcal{O}(\alpha_s^3)$ QCD; from jet production in deep inelastic scattering and from Υ decays, based on $\mathcal{O}(\alpha_s^2)$ QCD; and from heavy quarkonia based on unquenched QCD lattice calculations. A pragmatic method is chosen to obtain the world average and an estimate of its overall uncertainty, resulting in

$$\alpha_s(M_{Z^0}) = 0.1184 \pm 0.0007.$$

The measured values of $\alpha_s(Q^2)$, covering energy scales from $Q \equiv M_\tau = 1.78$ GeV to 209 GeV, exactly follow the energy dependence predicted by QCD and therefore significantly test the concept of Asymptotic Freedom.

PACS 12.38.Qk

Contents

1 Introduction	689
2 Theoretical basics	690
2.1 Energy dependence of α_s	690
2.2 Quark threshold matching	691
2.3 Perturbative predictions of physical quantities	693
2.4 Renormalisation	693
2.5 Non-perturbative methods	694
3 Measurements of α_s	695
3.1 α_s from τ -lepton decays	695

3.2 α_s from heavy quarkonia	696
3.3 α_s from deep inelastic scattering	696
3.4 α_s from hadronic event shapes and jet production in e^+e^- annihilation	697
3.5 α_s from electroweak precision data	698
4 The 2009 world average of $\alpha_s(M_{Z^0})$	699
4.1 Numerical procedure	699
4.2 Determination of the world average	700
5 Summary and discussion	701
References	702

1 Introduction

Quantum Chromodynamics (QCD) is the gauge field theory of the Strong Interaction [1–4]. QCD describes the interaction of quarks through the exchange of massless vector gauge bosons, the gluons, using similar concepts as in Quantum Electrodynamics, QED. The underlying gauge structure is a SU(3) rather than the simple U(1) of QED, implying many analogies, but also basic new features. The carriers of the strong force are 8 massless gluons in analogy to the photon for the electromagnetic force. An important new aspect is that the gluons, carrying a new quantum number called colour, can interact with each other.

As a consequence of the gluon self-coupling, QCD implies that the coupling strength α_s , the analogue to the fine structure constant α in QED, becomes large at large distances or—equivalently—at low momentum transfers.¹ Therefore QCD provides a qualitative reason for the observation that quarks do not appear as free particles but only exist as bound states of quarks, forming hadrons like protons, neutrons and pions. Hadrons appear to be neutral w.r.t. the strong quantum charge.

The quark statistics of all known hadrons, their production cross sections and decay widths imply that there are

¹“Large” distances Δs correspond to $\Delta s > 1$ fm, “low” momentum transfers to $Q < 1$ GeV/c.

^ae-mail: bethke@mppmu.mpg.de

three different states of the strong charge. Quarks carry one out of three different colour charges, while hadrons are colourless bound states of 3 quarks or 3 antiquarks (“baryons”), or of a quark and an anti-quark (“mesons”). Gluons, in contrast to the electrically neutral photons, carry two colour charges.

QCD does not predict the actual value of α_s . For large momentum transfers Q , however, it determines the functional form of the energy dependence of α_s . While an increasingly large coupling at small energy scales leads to the “confinement” of quarks and gluons inside hadrons, the coupling becomes small at high-energy or short-distance reactions; quarks and gluons are said to be “asymptotically free”, i.e. $\alpha_s \rightarrow 0$ for momentum transfers $Q \rightarrow \infty$.

The value of α_s , at a given energy or momentum transfer scale² Q , must be obtained from experiment. Determining α_s at a specific energy scale Q is therefore a fundamental measurement, to be compared with measurements of the electromagnetic coupling α , of the elementary electric charge, or of the gravitational constant. Testing QCD, however, requires the measurement of α_s over ranges of energy scales: one measurement fixes the free parameter, while the others test the specific QCD prediction of confinement and of asymptotic freedom.

In the regime of $\alpha_s(Q^2) \ll 1$, methods of perturbation theory are applied to predict cross sections and distributions of physical processes implying quarks and gluons in the initial, intermediate or final state. The non-perturbative region where α_s approaches or exceeds values of $\mathcal{O}(1)$ usually leads to methodological problems in the interpretation of measurements. Theoretical uncertainties therefore arise from the non-perturbative regime and from unknown higher-order terms of the perturbative expansion. These uncertainties, in most cases, can only be dealt with in rather pragmatic ways, and—with few exceptions—they dominate the errors of experimental determinations of α_s .

In this review the current status of measurements of α_s is summarised. Theoretical basics of QCD and of the predicted energy dependence of α_s are given in Sect. 2. Actual measurements of α_s are presented in Sect. 3. A global summary of these results and a determination of the world average value of $\alpha_s(M_{Z^0})$ are presented in Sect. 4. Section 5 concludes and gives an outlook to future requirements and developments.

2 Theoretical basics

The concepts of Quantum Chromodynamics are presented in a variety of text books and articles, as e.g. [5–10], so that

²Here and in the following, the speed of light and Planck’s constant are set to unity, $c = \hbar = 1$, such that energies, momenta and masses are given in units of GeV.

in the following, only a brief summary of the basics of perturbative QCD and the running coupling parameter α_s will be given.

2.1 Energy dependence of α_s

With the value of α_s known at a specific energy scale Q^2 , its energy dependence is given by the renormalisation group equation

$$Q^2 \frac{\partial \alpha_s(Q^2)}{\partial Q^2} = \beta(\alpha_s(Q^2)). \tag{1}$$

The perturbative expansion of the β function is calculated to complete 4-loop approximation [11, 12]:

$$\begin{aligned} \beta(\alpha_s(Q^2)) = & -\beta_0 \alpha_s^2(Q^2) - \beta_1 \alpha_s^3(Q^2) \\ & - \beta_2 \alpha_s^4(Q^2) - \beta_3 \alpha_s^5(Q^2) + \mathcal{O}(\alpha_s^6), \end{aligned} \tag{2}$$

where

$$\begin{aligned} \beta_0 &= \frac{33 - 2N_f}{12\pi}, \\ \beta_1 &= \frac{153 - 19N_f}{24\pi^2}, \\ \beta_2 &= \frac{77139 - 15099N_f + 325N_f^2}{3456\pi^3}, \\ \beta_3 &\approx \frac{29243 - 6946.3N_f + 405.089N_f^2 + 1.49931N_f^3}{256\pi^4} \end{aligned} \tag{3}$$

and N_f is the number of active quark flavours at the energy scale Q . The numerical constants in (3) are functions of the group constants $C_A = N$ and $C_F = (N^2 - 1)/2N$, for theories exhibiting $SU(N)$ symmetry. For QCD and $SU(3)$, $C_A = 3$ and $C_F = 4/3$.

A solution of equation 1 in 1-loop approximation, i.e. neglecting β_1 and higher-order terms, is

$$\alpha_s(Q^2) = \frac{\alpha_s(\mu^2)}{1 + \alpha_s(\mu^2)\beta_0 \ln \frac{Q^2}{\mu^2}}, \tag{4}$$

where μ^2 appears as an integration constant. Apart from giving a relation between the values of α_s at two different energy scales, μ^2 at which α_s is assumed to be known, and Q^2 being another scale for which α_s is being predicted, (4) also demonstrates the property of asymptotic freedom, i.e. $\alpha_s \rightarrow 0$ for $Q^2 \rightarrow \infty$, provided that $N_f < 17$.

Likewise, (4) indicates that $\alpha_s(Q^2)$ grows to large values and diverges to infinity at small Q^2 : for instance, with $\alpha_s(\mu^2 \equiv M_{Z^0}^2) = 0.12$ and for typical values of $N_f = 2, \dots, 5$, $\alpha_s(Q^2)$ exceeds unity for $Q \leq \mathcal{O}(100 \text{ MeV} - 1 \text{ GeV})$. Clearly, this is the region where perturbative expansions in α_s are not meaningful anymore. Therefore energy

scales below the order of 1 GeV are regarded as the non-perturbative region where confinement sets in, and where (1) and (4) cannot be applied.

Including β_1 and higher-order terms, similar but more complicated relations for $\alpha_s(Q^2)$, as a function of $\alpha_s(\mu^2)$ and of $\ln \frac{Q^2}{\mu^2}$ as in (4), emerge. They can be solved numerically, such that for a given value of $\alpha_s(\mu^2)$, choosing a suitable reference scale like the mass of the Z^0 boson, $\mu = M_{Z^0}$, $\alpha_s(Q^2)$ can be accurately determined at any energy scale $Q^2 \geq 1 \text{ GeV}^2$.

With

$$\Lambda^2 = \frac{\mu^2}{e^{1/(\beta_0 \alpha_s(\mu^2))}},$$

a dimensional parameter Λ is introduced such that (4) transforms into

$$\alpha_s(Q^2) = \frac{1}{\beta_0 \ln(Q^2/\Lambda^2)}. \tag{5}$$

Hence, the Λ parameter is technically identical to the energy scale Q where $\alpha_s(Q^2)$ diverges to infinity. To give a numerical example, $\Lambda \approx 0.1 \text{ GeV}$ for $\alpha_s(M_{Z^0} \equiv 91.2 \text{ GeV}) = 0.12$ and $N_f = 5$.

In complete 4-loop approximation and using the Λ -parametrisation in the $\overline{\text{MS}}$ renormalisation scheme (see Sect. 2.4), the running coupling is given [13] by

$$\begin{aligned} \alpha_s(Q^2) = & \frac{1}{\beta_0 L} - \frac{1}{\beta_0^3 L^2} \beta_1 \ln L \\ & + \frac{1}{\beta_0^3 L^3} \left(\frac{\beta_1^2}{\beta_0^2} (\ln^2 L - \ln L - 1) + \frac{\beta_2}{\beta_0} \right) \\ & + \frac{1}{\beta_0^4 L^4} \left(\frac{\beta_1^3}{\beta_0^3} \left(-\ln^3 L + \frac{5}{2} \ln^2 L + 2 \ln L - \frac{1}{2} \right) \right. \\ & \left. - \frac{1}{\beta_0^4 L^4} \left(3 \frac{\beta_1 \beta_2}{\beta_0^2} \ln L + \frac{\beta_3}{2 \beta_0} \right) \right), \tag{6} \end{aligned}$$

where $L = \ln(Q^2/\Lambda_{\overline{\text{MS}}}^2)$. The first line of (6) includes the 1- and the 2-loop coefficients, the second line is the 3-loop and the third and the fourth lines denote the 4-loop correction, respectively.

The functional form of $\alpha_s(Q)$, in 4-loop approximation and for 4 different values of $\Lambda_{\overline{\text{MS}}}$, is displayed in Fig. 1. The slope and dependence on the actual value of $\Lambda_{\overline{\text{MS}}}$ is especially pronounced at small Q^2 , while at large Q^2 both the energy dependence and the dependence on $\Lambda_{\overline{\text{MS}}}$ becomes increasingly feeble.

The relative size of higher-order loop corrections and the degree of convergence of the perturbative expansion of α_s is demonstrated in Fig. 2, where the fractional difference in the energy dependence of α_s , $(\alpha_s^{(4\text{-loop})} - \alpha_s^{(n\text{-loop})})/\alpha_s^{(4\text{-loop})}$,

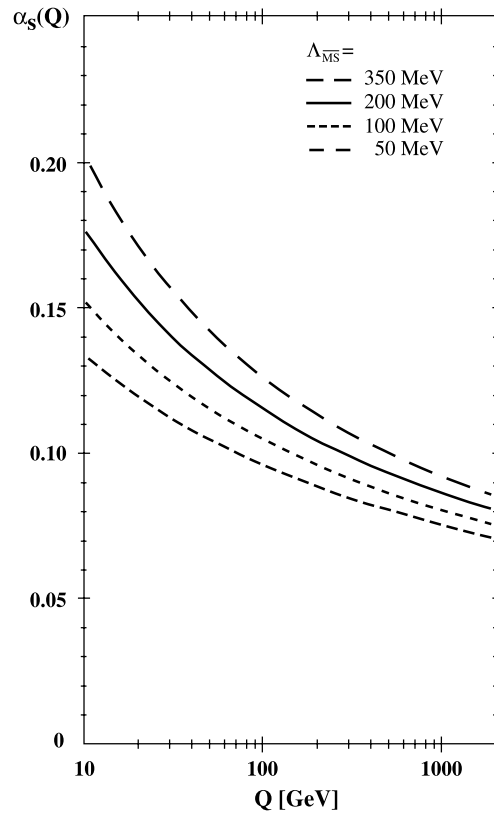


Fig. 1 The running of $\alpha_s(Q)$, according to (6), in 4-loop approximation, for different values of $\Lambda_{\overline{\text{MS}}}$

for $n = 1, 2$ and 3 , is presented. The values of $\Lambda_{\overline{\text{MS}}}$ were chosen such that $\alpha_s(M_{Z^0}) = 0.1184$ in each order, i.e., $\Lambda_{\overline{\text{MS}}} = 90 \text{ MeV}$ (1-loop), $\Lambda_{\overline{\text{MS}}} = 231 \text{ MeV}$ (2-loop), and $\Lambda_{\overline{\text{MS}}} = 213 \text{ MeV}$ (3- and 4-loop). Only the 1-loop approximation shows sizeable differences of up to several per cent, in the energy and parameter range chosen, while the 2- and 3-loop approximations already reproduce the energy dependence of the 4-loop prediction quite accurately.

The parametrisation of the running coupling $\alpha_s(Q^2)$ with Λ instead of $\alpha_s(\mu^2)$ has become a common standard, see e.g. [9]. It will also be adopted here.

2.2 Quark threshold matching

Physical observables \mathcal{R} , when expressed as a function of α_s , must be continuous when crossing a quark threshold where N_f changes by one unit. This implies that Λ actually depends on the number of active quark flavours. Λ will therefore be labelled $\Lambda_{\overline{\text{MS}}}^{(N_f)}$ to indicate these peculiarities. Also the slope of the energy dependence and, in approximations higher than 2-loop, the value of α_s change at the quark flavour thresholds:

Construction of theoretical predictions which consistently match at a quark flavour threshold leads to matching conditions for the values of α_s above and below that

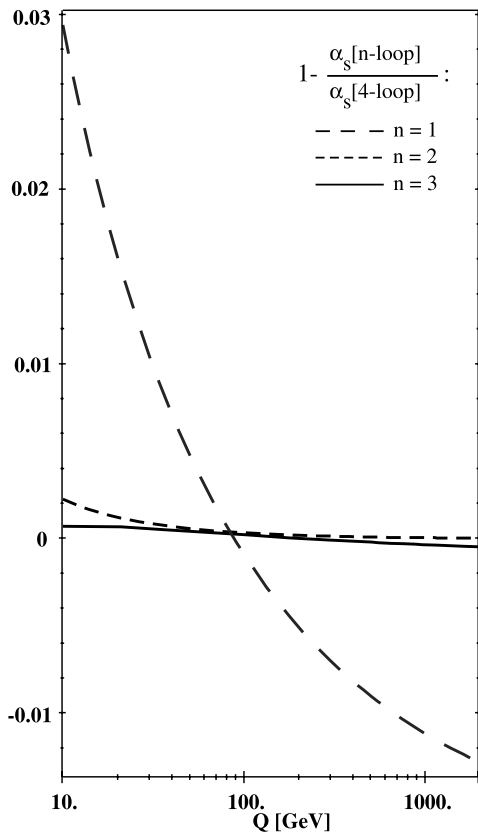


Fig. 2 Fractional difference between the 4-loop and the 1-, 2- and 3-loop presentations of $\alpha_s(Q)$, for $N_f = 5$ and $\Lambda_{\overline{\text{MS}}}$ chosen such that, in each order, $\alpha_s(M_{Z^0}) = 0.1184$

threshold [14]. In leading and in next-to-leading order, the matching condition is $\alpha_s^{(N_f-1)} = \alpha_s^{N_f}$. In higher orders, however, nontrivial matching conditions apply [13–15]. Formally these are of order $(n - 1)$, if the energy evolution of α_s is performed in n th order (or n loops).

The matching scale $\mu^{(N_f)}$ can be chosen in terms of the (running) mass $m_q(\mu)$, or of the constant, so-called pole mass M_q . For both cases, the relevant matching conditions are given in [13]. These expressions have a particularly simple form for the choice³ $\mu^{(N_f)} = m_q(m_q)$ or $\mu^{(N_f)} = M_q$. In this review, the latter choice will be used to perform 3-loop matching at the heavy quark pole masses, in which case the matching condition reads, with $a = \alpha_s^{(N_f)}/\pi$ and $a' = \alpha_s^{(N_f-1)}/\pi$:

$$\frac{a'}{a} = 1 + C_2 a^2 + C_3 a^3, \tag{7}$$

where $C_2 = -0.291667$ and $C_3 = -5.32389 + (N_f - 1) \cdot 0.26247$ [13].

³The results of reference [13] are also valid for other relations between $\mu^{(N_f)}$ and m_q or M_q , as e.g. $\mu^{(N_f)} = 2M_q$. For 3-loop matching, differences due to the freedom of this choice are negligible.

The fractional difference of the 4-loop prediction for the running α_s , using (6) with $\Lambda_{\overline{\text{MS}}}^{(N_f=5)} = 213$ MeV and 3-loop matching at the charm- and bottom-quark pole masses, $\mu_c^{(N_f=4)} = M_c = 1.5$ GeV and $\mu_b^{(N_f=5)} = M_b = 4.7$ GeV, and the 4-loop prediction without applying matching and with $N_f = 5$ throughout are illustrated in Fig. 3. Small discontinuities at the quark thresholds can be seen, such that $\alpha_s^{(N_f-1)} < \alpha_s^{(N_f)}$ by about 2 per mille at the bottom- and about 1 per cent at the charm-quark threshold. The corresponding values of $\Lambda_{\overline{\text{MS}}}$ are $\Lambda_{\overline{\text{MS}}}^{(N_f=4)} = 296$ MeV and $\Lambda_{\overline{\text{MS}}}^{(N_f=3)} = 338$ MeV. In addition to the discontinuities, the matched calculation shows a steeper rise towards smaller energies because of the larger values of $\Lambda_{\overline{\text{MS}}}^{(N_f=4)}$ and $\Lambda_{\overline{\text{MS}}}^{(N_f=3)}$. Note that the step function of α_s is not an effect which can be measured; the steps are artifacts of the truncated perturbation theory and the requirement that predictions for observables at energy scales around the matching point must be consistent and independent of the two possible choices of (neighbouring) values of N_f .

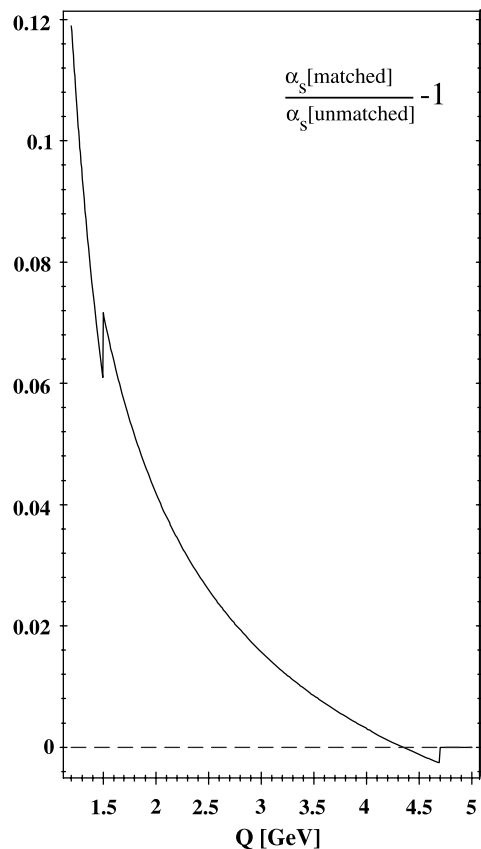


Fig. 3 The fractional difference between 4-loop running of $\alpha_s(Q)$ with 3-loop quark threshold matching according to (6) and (7), with $\Lambda_{\overline{\text{MS}}}^{(N_f=5)} = 213$ MeV and charm- and bottom-quark thresholds at the pole masses, $\mu_c^{(N_f=4)} \equiv M_c = 1.5$ GeV and $\mu_b^{(N_f=5)} \equiv M_b = 4.7$ GeV (full line), and the unmatched 4-loop result (dashed line)

2.3 Perturbative predictions of physical quantities

In perturbative QCD, physical quantities \mathcal{R} are usually given by a power series in $\alpha_s(\mu^2)$, like

$$\begin{aligned} \mathcal{R}(Q^2) &= P_l \sum_n R_n \alpha_s^n \\ &= P_l (R_0 + R_1 \alpha_s(\mu^2) \\ &\quad + R_2 (Q^2/\mu^2) \alpha_s^2(\mu^2) + \dots), \end{aligned} \tag{8}$$

where R_n are the n th order coefficients of the perturbation series and $P_l R_0$ denotes the lowest-order value of \mathcal{R} . R_1 is the *leading-order* (LO) or—equivalently—the first-order coefficient of the expansion in α_s , R_2 is called the *next-to-leading order* (NLO), R_3 is the *next-to-next-to-leading order* (NNLO) and R_4 the N3LO coefficient.⁴

QCD calculations in NLO perturbation theory are available for many observables \mathcal{R} in high-energy particle reactions like hadronic event shapes, jet production rates, scaling violations of structure functions. Calculations including the complete NNLO are available for some totally inclusive quantities, like the total hadronic cross section in $e^+e^- \rightarrow$ hadrons, moments and sum rules of structure functions in deep inelastic scattering processes, the hadronic decay widths of the Z^0 boson and of the τ lepton. More recently, NNLO predictions were provided for exclusive quantities like hadronic event shape distributions and differential jet production rates in e^+e^- annihilation [16, 17], and N3LO predictions for the hadronic width of the Z^0 boson and the τ lepton [18] became available.

A further approach to calculating higher-order corrections is based on the resummation of logarithms which arise from soft and collinear singularities in gluon emission [19]. Application of resummation techniques and appropriate matching with fixed-order calculations are further detailed e.g. in [10].

2.4 Renormalisation

In quantum field theories like QCD and QED, physical quantities \mathcal{R} can be expressed by a perturbation series in powers of the coupling parameter α_s or α , respectively. If these couplings are sufficiently small, i.e. if $\alpha_s \ll 1$, the series may converge sufficiently quickly such that it provides a realistic prediction of \mathcal{R} even if only a limited number of perturbative orders will be known.

In QCD, examples of such quantities are cross sections, decay rates, jet production rates or hadronic event shapes.

⁴The notions of (next-to-) *leading order* and their mapping to n th order in α_s are not consistently treated in the literature. For instance, N3LO usually corresponds to $\mathcal{O}(\alpha_s^4)$ in e^+e^- annihilation [18], the notion N3LO is used for $\mathcal{O}(\alpha_s^3)$ in deep inelastic scattering, see e.g. [61].

Consider \mathcal{R} being dimensionless and depending on α_s and on a single energy scale Q . When calculating \mathcal{R} as a perturbation series in α_s , ultraviolet divergencies occur. These divergencies are removed by the “renormalisation” of a small set of physical parameters. Fixing these parameters at a given scale and absorbing this way the ultraviolet divergencies, introduces a second but artificial momentum or energy scale μ . As a consequence of this procedure, \mathcal{R} and α_s become functions of the renormalisation scale μ . Since \mathcal{R} is dimensionless, we assume that it only depends on the ratio Q^2/μ^2 and on the renormalised coupling $\alpha_s(\mu^2)$:

$$\mathcal{R} \equiv \mathcal{R}(Q^2/\mu^2, \alpha_s); \quad \alpha_s \equiv \alpha_s(\mu^2).$$

Because the choice of μ is arbitrary, however, the actual value of the experimental observable \mathcal{R} cannot depend on μ , so that

$$\begin{aligned} \mu^2 \frac{d}{d\mu^2} \mathcal{R}(Q^2/\mu^2, \alpha_s) \\ = \left(\mu^2 \frac{\partial}{\partial \mu^2} + \mu^2 \frac{\partial \alpha_s}{\partial \mu^2} \frac{\partial}{\partial \alpha_s} \right) \mathcal{R} \stackrel{!}{=} 0, \end{aligned} \tag{9}$$

where the derivative is multiplied with μ^2 in order to keep the expression dimensionless. Equation (9) implies that any explicit dependence of \mathcal{R} on μ must be cancelled by an appropriate μ -dependence of α_s to all orders. It would therefore be natural to identify the renormalisation scale with the physical energy scale of the process, $\mu^2 = Q^2$, eliminating the uncomfortable presence of a second and unspecified scale. In this case, α_s transforms to the “running coupling constant” $\alpha_s(Q^2)$, and the energy dependence of \mathcal{R} enters only through the energy dependence of $\alpha_s(Q^2)$.

The principal independence of a physical observable \mathcal{R} from the choice of the renormalisation scale μ was expressed in (9). Replacing α_s by $\alpha_s(\mu^2)$, using (1), and inserting the perturbative expansion of \mathcal{R} (see (8)) into (9) results, for processes with constant P_l , in

$$\begin{aligned} 0 &= \mu^2 \frac{\partial R_0}{\partial \mu^2} + \alpha_s(\mu^2) \mu^2 \frac{\partial R_1}{\partial \mu^2} + \alpha_s^2(\mu^2) \left[\mu^2 \frac{\partial R_2}{\partial \mu^2} - R_1 \beta_0 \right] \\ &\quad + \alpha_s^3(\mu^2) \left[\mu^2 \frac{\partial R_3}{\partial \mu^2} - [R_1 \beta_1 + 2R_2 \beta_0] \right] \\ &\quad + \mathcal{O}(\alpha_s^4). \end{aligned} \tag{10}$$

Solving this relation requires that the coefficients of $\alpha_s^n(\mu^2)$ vanish for each order n . With an appropriate choice of inte-

gration limits one thus obtains

$$\begin{aligned}
 R_0 &= \text{const.}, \\
 R_1 &= \text{const.}, \\
 R_2\left(\frac{Q^2}{\mu^2}\right) &= R_2(1) - \beta_0 R_1 \ln \frac{Q^2}{\mu^2}, \\
 R_3\left(\frac{Q^2}{\mu^2}\right) &= R_3(1) - [2R_2(1)\beta_0 + R_1\beta_1] \ln \frac{Q^2}{\mu^2} \\
 &\quad + R_1\beta_0^2 \ln^2 \frac{Q^2}{\mu^2}
 \end{aligned} \tag{11}$$

as a solution of (10).

Invariance of the complete perturbation series against the choice of the renormalisation scale μ^2 therefore implies that the coefficients R_n , except R_0 and R_1 , explicitly depend on μ^2 . In infinite order, the renormalisation scale dependence of α_s and of the coefficients R_n cancel; in any finite (truncated) order, however, the cancellation is not perfect, such that all realistic perturbative QCD predictions include a remaining explicit dependence on the choice of the renormalisation scale.

The scale dependence is most pronounced in leading order QCD because R_1 does not explicitly depend on μ and thus, there is no cancellation of the (logarithmic) scale dependence of $\alpha_s(\mu^2)$ at all. Only in next-to-leading and higher orders, the scale dependence of the coefficients R_n , for $n \geq 2$, partly cancels that of $\alpha_s(\mu^2)$. In general, the degree of cancellation improves with the inclusion of higher orders in the perturbation series of \mathcal{R} .

Renormalisation scale dependence is often used to test and specify uncertainties of theoretical calculations for physical observables. In most studies, the central value of $\alpha_s(\mu^2)$ is determined or taken for μ equalling the typical energy of the underlying scattering reaction, like e.g. $\mu^2 = E_{\text{cm}}^2$ in e^+e^- annihilation. Changes of the result when varying this definition of μ within “reasonable ranges” are taken as systematic higher-order uncertainties.

There are several proposals of how to optimise or fix the renormalisation scale; see e.g. [20–23]. Unfortunately, there is no common agreement of how to optimise the choice of scales or how to define the size of the corresponding uncertainties. This unfortunate situation should be kept in mind when comparing and summarising results from different analyses.

In next-to-leading order, variation of the renormalisation scale is sufficient to assess and include theoretical uncertainties due to the chosen renormalisation scheme and the limited (truncated) perturbation series. In NNLO and higher, however, *both* the renormalisation scale and the renormalisation scheme should be varied for a complete assessment. While it has become customary to include renormalisation scale variations when applying theoretical predic-

tions, changes of the renormalisation scheme are rarely explored. Instead, the so-called “modified minimal subtraction scheme” ($\overline{\text{MS}}$) [24] is commonly used in most analyses, which is also the standard choice in this review.

2.5 Non-perturbative methods

At large distances or low momentum transfers, α_s becomes large and application of perturbation theory becomes inappropriate. Non-perturbative methods have therefore been developed to quantify strong interaction processes at low-energy scales of typically $Q^2 < 1 \text{ GeV}^2$, such as the fragmentation of quarks and gluons into hadrons (“hadronisation”) and the masses and mass splittings of mesons.

Hadronisation models are used in Monte Carlo approaches to describe the transition of quarks and gluons into hadrons. They are based on QCD-inspired mechanisms like the “string fragmentation” [25, 26] or “cluster fragmentation” [27, 28], and are usually implemented, together with perturbative QCD shower and/or (N)LO QCD generators, in models describing complete hadronic final states in high-energy particle collisions. Those models contain a number of free parameters which must be adjusted in order to reproduce the experimental data well. They are indispensable tools not only for detailed QCD studies of high-energy collision reactions, but are also important to assess the resolution and acceptance of large particle detector systems.

Power corrections are an analytic approach to approximate non-perturbative hadronisation effects by means of perturbative methods, introducing a universal, non-perturbative parameter

$$\alpha_0(\mu_I) = \frac{1}{\mu_I} \int_0^{\mu_I} dk \alpha_s(k)$$

to parametrise the unknown behaviour of $\alpha_s(Q)$ below a certain infrared matching scale μ_I [29–34]. Power corrections are regarded as an alternative approach to describe hadronisation effects on event shape distributions, instead of using phenomenological hadronisation models.

Lattice Gauge Theory is one of the most developed non-perturbative methods (see e.g. [35]) and is used to calculate, for instance, hadron masses, mass splittings and QCD matrix elements. In Lattice QCD, field operators are applied on a discrete, 4-dimensional Euclidean space-time of hypercubes with side length a . Finite size lattice and spacing effects are studied by using increased lattice sizes and decreased lattice spacing a , hoping to eventually approach the continuum limit. With ever increasing computing power and refined Monte Carlo methods, these calculations significantly matured over time and recently provided predictions of the proton (and other hadron) masses to better than 2% [36], and determinations of α_s from quarkonia mass splittings with a precision of better than 1% [37].

3 Measurements of α_s

Since almost 30 years, determinations of α_s continue to be at the forefront of experimental studies and tests of QCD. Increasing precision of QCD predictions and methods, improved understanding and parametrisation of non-perturbative effects, increased data quality and statistics and the availability of data over large ranges of energy and from a large variety of processes have led to an ever increasing precision and depth of these studies. The development of α_s determinations was documented and summarised in a number of summary articles, see e.g. [9, 10, 38, 39]. Since about the year 2000, the precision of α_s determinations and the multitude of results from various processes and ranges of energies provided experimental proof [10, 39] of the concept of asymptotic freedom.

This review aims at an update of the review from 2006 [39] which yielded a world average value of $\alpha_s(M_{Z^0}) = 0.1189 \pm 0.0010$. Here, special emphasis will be laid on the most recent results which are based on further improved theoretical predictions and/or experimental precision:

- perturbative QCD predictions in complete $\mathcal{O}(\alpha_s^4)$ (N3LO) for the hadronic widths of the Z^0 boson and the τ lepton are now available, improving further the completeness of the perturbative series and providing increased control of remaining theoretical uncertainties;
- improved lattice QCD simulations with vacuum polarisation from u, d and s quarks, updating previous determinations of α_s and quoting overall uncertainties of less than 1%;
- an improved extraction of α_s from radiative decays of the $\Upsilon(1s)$;
- a combined analysis of non-singlet structure functions from deep inelastic scattering data, based on QCD predictions complete to $\mathcal{O}(\alpha_s^3)$ (N3LO);
- a combined analysis of inclusive jet cross section measurements in neutral current deep inelastic scattering at high Q^2 ;
- determinations of α_s from hadronic event shapes and jet rates in e^+e^- annihilation final states, an important and (experimentally) very precise environment, based on the new and long awaited QCD predictions in complete NNLO QCD.

These recent results are superior to and thus supersede a large number of α_s determinations published before 2006 and summarised in [39].

3.1 α_s from τ -lepton decays

Determination of α_s from τ lepton decays is one of the most actively studied fields to measure this basic quantity. The small effective energy scale, $Q = M_\tau = 1.78$ GeV,

small non-perturbative contributions to experimental measurements of a total inclusive observable, the normalised hadronic branching fraction of τ lepton decays,

$$R_\tau = \frac{\Gamma(\tau^- \rightarrow \text{hadrons } \nu_\tau)}{\Gamma(\tau^- \rightarrow e^- \bar{\nu}_e \nu_\tau)}, \quad (12)$$

invariant mass distributions (spectral functions) of hadronic final states of τ -decays, and the “shrinking error” effect of the QCD energy evolution of α_s towards higher energies⁵ provide the means for one of the most precise determinations of $\alpha_s(M_{Z^0})$. Theoretically, R_τ is predicted to be [40]

$$R_\tau = N_c S_{\text{EW}} |V_{\text{ud}}|^2 (1 + \delta'_{\text{EW}} + \delta_{\text{pert}} + \delta_{\text{nonpert}}). \quad (13)$$

Here, $S_{\text{EW}} = 1.0189(6)$ [41] and $\delta'_{\text{EW}} = 0.001(1)$ [42] are electroweak corrections, $|V_{\text{ud}}|^2 = 0.97418(27)$ [9], δ_{pert} and δ_{nonpert} are perturbative and non-perturbative QCD corrections. Most recently, δ_{pert} was calculated to complete N3LO perturbative order, $\mathcal{O}(\alpha_s^4)$ [18]; it is of similar structure as the one for the hadronic branching fraction R_Z of the Z^0 boson. Based on the operator product expansion (OPE) [43], the non-perturbative corrections are estimated to be small [40], $\delta_{\text{nonpert}} \sim -0.007 \pm 0.004$. A comprehensive review of the physics of hadronic τ decays was given in [44].

Since 2006, several authors have revisited the determination of α_s from τ decays [18, 45–50]. These studies are based on data from LEP [51, 52] and—partly—from BABAR [53]. They differ, however, in the detailed treatment and usage of the perturbative QCD expansion of R_τ . In particular, the usage of either a fixed-order (FOPT) or contour improved perturbative expansion (CIPT), and differences in the treatment and inclusion of non-perturbative corrections, result in systematic differences in the central values of $\alpha_s(M_\tau)$, ranging from 0.316 to 0.344, as summarised in Fig. 4. Results based on FOPT turn out to be systematically lower than those using CIPT—a trend being known for quite some time, and being actively disputed in the literature, but not finally being solved.

The results shown in Fig. 4, within their assigned total uncertainties, are partly incompatible with each other. This is especially true if considering that they are based on the same data sets. The main reason for these discrepancies is the usage of either the FOPT [45, 46, 48, 50] (marked *Beneke, Caprini, Maltmann* and *Narison*) or the CIPT [47, 49] (marked *Davier* and *Menke*) perturbative expansions. Only the result of Baikov et al. [18] averages between these two expansions, and assigns an overall error which includes the difference between these two.

⁵According to (1) and (2), in leading order, $\Delta\alpha_s(Q^2)/\alpha_s(Q^2) \sim \alpha_s(Q^2)$. Therefore, since $\alpha_s(Q^2)$ decreases by about a factor of 3 when running from $Q^2 = M_\tau^2$ to M_Z^2 , the relative error of α_s also decreases by about a factor of 3.

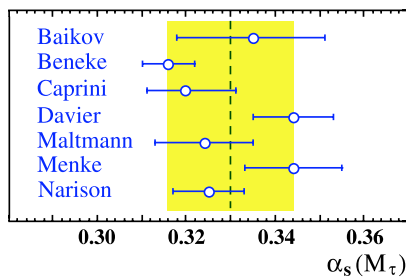


Fig. 4 Determinations of α_s from hadronic τ lepton decays [18, 45–50]. The results are all based on the same experimental data and on perturbative QCD predictions to $\mathcal{O}(\alpha_s^4)$, however vary in preference or range of the perturbative expansion and inclusion and treatment of non-perturbative corrections (see text). The vertical line and shaded band show the average value and uncertainty used as overall result from τ decays in this review

In view of these differences and for the sake of including the apparent span between different perturbative expansions in the overall error, the range shown as shaded band in Fig. 4 and the corresponding central value is taken as the final result from τ -decays, leading to

$$\alpha_s(M_\tau) = 0.330 \pm 0.014,$$

where the error is dominated by the theoretical uncertainty of the perturbative expansion. Running this value to the Z^0 rest mass of 91.2 GeV using the 4-loop solution of the β -function (see (6)) with 3-loop matching at the heavy quark pole masses $M_c = 1.5$ GeV and $M_b = 4.7$ GeV, results in

$$\alpha_s(M_{Z^0}) = 0.1197 \pm 0.0016.$$

This value will be included in determining the world average of $\alpha_s(M_{Z^0})$ as described in Sect. 4.

3.2 α_s from heavy quarkonia

Heavy Quarkonia, i.e. meson states consisting of a heavy (charm- or bottom-) quark and antiquark, are a classical testing ground for QCD, see e.g. [54]. Masses, mass splittings between various states, and decay rates are observables which can be measured quite accurately, and which can be predicted by QCD based on both perturbation theory and on lattice calculations.

3.2.1 α_s from radiative Υ decays

Bound states of a bottom quark and antiquark are potentially very sensitive to the value of α_s because the hadronic decay proceeds via three gluons, $\Upsilon \rightarrow ggg \rightarrow \text{hadrons}$. The lowest-order QCD term (i.e. P_l in (8)) for the hadronic Υ decay width already contains α_s to the 3rd power. The situation is more complicated, however, due to relativistic corrections and to the unknown wave function of the Υ at the origin.

The wave function and relativistic corrections largely cancel out in ratios of decay widths like

$$R_\Upsilon = \frac{\Gamma(\Upsilon \rightarrow \gamma gg)}{\Gamma(\Upsilon \rightarrow ggg)}$$

which therefore are the classical observables for precise determinations of α_s .

In [55], recent CLEO data [56] are used to determine α_s from radiative decays of the $\Upsilon(1S)$. The theoretical predictions include QCD up to NLO ($\mathcal{O}(\alpha_s^3)$). They are based on recent estimates of colour octet operators and avoid any model dependences. The value obtained from this study is

$$\alpha_s(M_{Z^0}) = 0.119^{+0.006}_{-0.005}.$$

It is compatible with previous results from similar studies, see e.g. [10, 39] and references quoted therein. It will be included in the calculation of the new world average of $\alpha_s(M_{Z^0})$.

3.2.2 α_s from lattice QCD

Determinations of α_s based on lattice QCD calculations have become increasingly inclusive and precise in the past, including light quarks (u, d and s) in the vacuum polarisation and incorporating finer lattice spacing.

In a recent study by the HPQCD collaboration [37], the QCD parameters—the bare coupling constant and the bare quark masses—are tuned to reproduce the measured $\Upsilon'-\Upsilon$ meson mass difference. The u, d and s quark masses are adjusted to give correct values of various light meson masses. With these parameters set, there are no other free physical parameters, and the simulation is used to provide accurate QCD predictions. Non-perturbative values of several short-distance quantities are computed and compared to respective perturbative calculations which are given in NNLO perturbation theory. From a fit to 22 short-distance quantities, the value of

$$\alpha_s(M_{Z^0}) = 0.1183 \pm 0.0008$$

is finally obtained. The total error includes finite lattice spacing, finite lattice volume, perturbative and extrapolation uncertainties. This result will be an important ingredient of the new world average determined in Sect. 4.

3.3 α_s from deep inelastic scattering

Measurements of scaling violations in deep inelastic lepton-nucleon scattering belong to the earliest methods used to determine α_s . The first significant determinations of α_s , being based on perturbative QCD prediction in NLO, date back to 1979 [57].

Today, a large number of results is available from fixed target reactions using beams of electrons, muons or neutrinos, in the Q^2 range up to $\mathcal{O}(100 \text{ GeV}^2)$. With the advent of the electron-proton collider HERA the Q^2 range has been extended by up to two orders of magnitude. In addition to scaling violations of structure functions, α_s is also determined from moments of structure functions, from QCD sum rules and—similar as in e^+e^- annihilation—from hadronic jet production and event shapes. Improved QCD predictions as well as new experimental studies provided new results from a combined study of world data on structure functions, and from jet production at HERA.

3.3.1 α_s from world data on non-singlet structure functions

Perturbative predictions of physical processes in lepton–nucleon and in hadron–hadron collisions depend on quark and gluon-densities in the nucleon. Assuming factorisation between short-distance, hard scattering processes which can be calculated using QCD perturbation theory, and low-energy or long-range processes which are not accessible by perturbative methods, such cross sections are parametrised by a set of structure functions F_i ($i = 1, 2, 3$) which are also interpreted as sums of parton (quark, antiquark and gluon) densities in the nucleon. While perturbative QCD cannot predict the functional form of parton densities and structure functions, their energy evolution is described by the so-called DGLAP equations [58–60].

A study [61] of the available world data on deep inelastic lepton–proton and lepton–deuteron scattering provided a determination of the valence quark parton densities and of α_s in wide ranges of the Bjorken scaling variable x and Q^2 . In the non-singlet case, where heavy flavour effects are negligibly small, the analysis is extended to QCD in $\mathcal{O}(\alpha_s^3)$ perturbative expansion.

The determination of α_s to this level results in

$$\alpha_s(M_{Z^0}) = 0.1142 \pm 0.0023,$$

where the total error includes a theoretical uncertainty of ± 0.0008 which is taken from the difference between the N3LO and the NNLO result. This value will be included in the determination of the world average of $\alpha_s(M_{Z^0})$.

As it appears, fits of α_s in determinations of parton density functions from deep inelastic scattering processes alone result in somewhat smaller values than those which also include hadron collider data, and they are systematically smaller than the world average value of $\alpha_s(M_{Z^0})$, see below. For instance, in [62] which includes deep inelastic scattering and hadron collider data, a value of $\alpha_s(M_{Z^0}) = 0.1171 \pm 0.0014_{\text{exp}}$ is obtained, with an additional theoretical uncertainty estimated to be smaller than ± 0.002 .

3.3.2 α_s from jet production in deep inelastic scattering processes

Measurements of α_s from jet production in deep inelastic lepton–nucleon scattering at the HERA collider have been and continue to be an active field of research. Inclusive as well as differential jet production rates were studied in the energy range of $Q^2 \sim 10$ up to 15000 GeV^2 , based on similar jet definitions and algorithms as used in e^+e^- annihilation.

In a recent summary and combination [63] of precision measurements at HERA, values of α_s were determined from fits of NLO QCD predictions to data of inclusive jet cross sections in neutral current deep inelastic scattering at high Q^2 [64–66]. The overall combined result,

$$\alpha_s(M_{Z^0}) = 0.1198 \pm 0.0032,$$

has a reduced theoretical uncertainty of ± 0.0026 (added in quadrature to the experimental error of ± 0.0019) compared to previous combinations, due to carefully selected ranges of data in Q^2 ranges where theoretical uncertainties are minimal [63]. This combined result will be included in the determination of the world average of $\alpha_s(M_{Z^0})$.

3.4 α_s from hadronic event shapes and jet production in e^+e^- annihilation

Observables parameterising hadronic event shapes and jet production rates are the classical inputs for α_s studies in e^+e^- annihilation. The measurements summarised in previous reviews [10, 39, 67, 68] were based on QCD predictions in NLO, which partly included summation of next-to-leading logarithms (NLLA) to all orders. As one of the most notable and long awaited theoretical improvements, complete NNLO predictions became available recently [16, 17], which are also matched with leading and next-to-leading logarithms resummed to all orders [69] (NNLO + NLLA).

The advancement in theoretical descriptions was instantly used to determine α_s from data of previous e^+e^- annihilation experiments, from the PETRA and the LEP colliders which operated from 1979 to 1986 and from 1989 to 2000, respectively. The usage of data of past experiments demonstrates the need to preserve data as well as reconstruction-, simulation- and analysis-software for a time-span significantly exceeding the usual ~ 5 -year period of post-data taking analysis.

A re-analysis [70, 71] of the ALEPH data from LEP, in the c.m. energy range from 90 to 206 GeV, based on six event shape and jet production observables, results in

$$\alpha_s(M_{Z^0}) = 0.1224 \pm 0.0039.$$

The total error contains an experimental uncertainty of 0.0013 and is dominated by a theoretical uncertainty, mainly

from hadronisation and from renormalisation scale dependences, of 0.0037. This result is obtained using NNLO + NLLA QCD predictions; in NNLO alone, the central value is slightly higher (0.1240) and the total error is slightly smaller (0.0032). NNLA terms, although they should provide a more complete perturbation series, tend to introduce somewhat larger scale uncertainties [70, 71].

Similar results are available from a re-analysis of data from the JADE experiment at PETRA [72], from six event shape and jet observables at six c.m. energies in the c.m. energy range from 14 to 46 GeV:

$$\alpha_s(M_{Z^0}) = 0.1172 \pm 0.0051.$$

The total error contains an experimental uncertainty of 0.0020 and a theoretical uncertainty of 0.0046.⁶ Also this result is obtained using QCD predictions in NNLO+NLLA; the value for NNLO alone is $\alpha_s(M_{Z^0}) = 0.1212 \pm 0.0060$.

Both the NNLO+NLLA results from ALEPH and from JADE data are retained for the determination of the new world average value of $\alpha_s(M_{Z^0})$ in this review. Because they are based on data at different c.m. energy ranges and from two independent experiments, they add valuable and independent information not only on the world average, but also on the experimental verification of the running of α_s . These two results of $\alpha_s(M_{Z^0})$ are included in Fig. 6; the respective values of $\alpha_s(Q)$, obtained at different values of c.m. energies, are displayed in Fig. 5.

Recently, the event shape observable thrust [73, 74] was also studied using methods of effective field theory [75]. Starting from a factorisation theorem in soft-collinear effective theory, the leading, next-to-leading, next-to-next-to-leading and the next-to-next-to-next-to-leading logarithmic terms (N3LL) of the thrust distribution are determined and are resummed to infinite order. This is two orders higher than previously known resummation terms. The N3LL terms are matched with the existing NNLO fixed-order results, and the resulting predictions are applied to the LEP thrust data.

The resulting value of α_s is $\alpha_s(M_{Z^0}) = 0.1172 \pm 0.0021$, whereby the error includes a theoretical uncertainty of ± 0.0017 . Although this is formally one of the smallest errors quoted on measurements of $\alpha_s(M_{Z^0})$, this result is not explicitly included in the world average calculated below. The reason for this decision is two-fold: first, the LEP thrust data are already included in the re-analysis of ALEPH data described above. Second, this analysis based on effective field theory, although being a highly interesting, alternative approach to obtain and include higher than NNLO perturbative contributions, is not yet in a state of comparable reliability because it is based on one event shape observable only, and therefore misses an important verification of potential systematic uncertainties.

⁶At smaller c.m. energies, hadronisation but also perturbative uncertainties are larger than at LEP.

3.5 α_s from electroweak precision data

The determination of α_s from totally inclusive observables, like the hadronic width of the τ lepton discussed above, or the total hadronic decay width of the Z^0 boson, are of utmost importance because they lack many sources of systematic uncertainties, experimental as well as theoretical, which differential distributions like event shapes or jet rates suffer from. In this sense, the ratio of the hadronic to the leptonic partial decay width, $R_Z = \Gamma(Z^0 \rightarrow \text{hadrons})/\Gamma(Z^0 \rightarrow e^+e^-)$, is a “gold plated” observable, and fits of α_s and other quantities from precision electroweak measurements from e^+e^- annihilation and other processes offer excellent prospects not being plagued by hadronisation and other systematic uncertainties, see e.g. [76].

Since 1994, the QCD correction to R_Z is known in NNLO QCD [77, 78]. The measured value from LEP, $R_Z = 20.767 \pm 0.025$ [79], results in $\alpha_s(M_{Z^0}) = 0.1226 \pm 0.0038$, where the error is experimental. An additional theoretical uncertainty was estimated [10] as $^{+0.0043}_{-0.0005}$.

As already mentioned, the full N3LO prediction of R_Z , i.e. in $\mathcal{O}(\alpha_s^4)$ perturbative expansion, is now available [18]. The negative $\mathcal{O}(\alpha_s^4)$ term results in an increase of $\alpha_s(M_{Z^0})$ by 0.0005, such that the actual result from the measured value of R_Z is: $\alpha_s(M_{Z^0}) = 0.1231 \pm 0.0038$. Defining the remaining theoretical uncertainty as the difference between the NNLO and the N3LO result, the theory error would not visibly contribute any more, given the current size of the experimental error on $\alpha_s(M_{Z^0})$ of ± 0.0038 .

A more precise value of $\alpha_s(M_{Z^0})$ can be obtained from general fits to all existing electro-weak precision data, using data from the LEP and the SLC e^+e^- colliders as well as measurements of the top-quark mass and limits on the Higgs boson mass from Tevatron and LEP. Such global fits result in values of $\alpha_s(M_{Z^0})$ with reduced experimental errors. These values, however, were consistently smaller than (but still compatible with) the ones obtained from R_Z alone, see e.g. [79].

A recent revision of the global fit to electroweak precision data [80], based on a new generic fitting package *Gfitter* [81], on the up-to-date QCD corrections in N3LO, on proper inclusion of the current limits from direct Higgs-searches at LEP and at the Tevatron and on other improved details, results in

$$\alpha_s(M_{Z^0}) = 0.1193^{+0.0028}_{-0.0027} \pm 0.0005,$$

where the first error is experimental and the second is theoretical, estimated by the difference of the results in NNLO and in N3LO QCD. This latter result will be included in the determination of the world average value of $\alpha_s(M_{Z^0})$.

4 The 2009 world average of $\alpha_s(M_{Z^0})$

The new results discussed in the previous sections are summarised in Table 1 and in Figs. 5 and 6. Since all of them are based on improved theoretical predictions and methods, and/or on improved data quality and statistics, they supersede and replace their respective precursor results which were summarised in a previous review [39]. While those previous results continue to be valid measurements, they are not discussed in this review again, and they will not be included in the determination of a combined world average values of $\alpha_s(M_{Z^0})$, according to the following reasons:

1. from each class of measurements, only the most advanced and complete analyses shall be included in the new world average;
2. older measurements *not* being complemented or superseded by the most recent results listed above, as e.g. results from sum rules, from singlet structure functions of deep inelastic scattering, and from jet production and b-quark production at hadron colliders, are not included because their relatively large overall uncertainties, in general, will not give them a sizable weight but will complicate the definition of the overall error of the combined value of $\alpha_s(M_{Z^0})$;
3. restricting the new world average to the most recent and most complete (i.e. precise) results allows one to examine the consistency between the newest and the previous generations of measurements and reviews.

4.1 Numerical procedure

The average \bar{x} of a set of n different, uncorrelated measurements x_i of a particular quantity x with individual errors or uncertainties, Δx_i , is commonly defined using the method of *least squares* (see e.g. [9]): For x_i being independent and statistically distributed measures with a common

expectation value \bar{x} but with different variances $(\Delta x_i)^2$, the weighted average is defined by

$$\bar{x} = \frac{\sum_{i=1}^n w_i x_i}{\sum_{i=1}^n w_i} \tag{14}$$

and the variance $(\Delta \bar{x})^2$ of \bar{x} is minimised by choosing

$$(\Delta \bar{x})^2 = \frac{1}{\sum_{i=1}^n \frac{1}{(\Delta x_i)^2}}, \quad \text{i.e.} \quad w_i = \frac{1}{(\Delta x_i)^2}. \tag{15}$$

The quality of the average is defined by the χ^2 variable,

$$\chi^2 = \sum_{i=1}^n \frac{(x_i - \bar{x})^2}{(\Delta x_i)^2} \tag{16}$$

which is, for uncorrelated data, expected to be equal to the number of degrees of freedom, n_{df} :

$$\chi^2 = n_{\text{df}} = n - 1.$$

The results summarised in Table 1, however, are not independent of each other. They are, in the most general case, correlated to an unknown degree. While the statistical errors of the data and the experimental systematic uncertainties contained in the errors are independent and uncorrelated, the theoretical uncertainties are very likely to be (partly) correlated between different results, because they are all based on applying perturbative QCD, and similar methods to obtain estimates of theoretical uncertainties are being used.

For some observables, like e.g. the hadronic widths of the Z^0 boson and the τ lepton, the theoretical predictions and hence, their uncertainties, are known to be correlated by almost 100%. For other cases, like the results based on lattice QCD and those based on QCD perturbation theory, their theoretical uncertainties may not be correlated at all. In addition to the inherent lack of knowledge of theoretical

Table 1 Summary of recent measurements of $\alpha_s(M_{Z^0})$. All eight measurements are described in Sect. 3 and are included in determining the world average value of $\alpha_s(M_{Z^0})$. The rightmost two columns give the exclusive mean value of $\alpha_s(M_{Z^0})$ calculated *without* that particu-

lar measurement, and the number of standard deviations between this measurement and the respective exclusive mean, treating errors as described in Sect. 4. The inclusive average from *all* listed measurements gives $\alpha_s(M_{Z^0}) = 0.11842 \pm 0.00067$

Process	Q [GeV]	$\alpha_s(Q)$	$\alpha_s(M_{Z^0})$	excl. mean $\alpha_s(M_{Z^0})$	std. dev.
τ -decays	1.78	0.330 ± 0.014	0.1197 ± 0.0016	0.11818 ± 0.00070	0.9
DIS [F_2]	2–170	–	0.1142 ± 0.0023	0.11876 ± 0.00123	1.7
DIS [e-p \rightarrow jets]	6–100	–	0.1198 ± 0.0032	0.11836 ± 0.00069	0.4
$Q\bar{Q}$ states	7.5	0.1923 ± 0.0024	0.1183 ± 0.0008	0.11862 ± 0.00114	0.2
Υ decays	9.46	$0.184^{+0.015}_{-0.014}$	$0.119^{+0.006}_{-0.005}$	0.11841 ± 0.00070	0.1
e^+e^- [jets & shps]	14–44	–	0.1172 ± 0.0051	0.11844 ± 0.00076	0.2
e^+e^- [ew prec. data]	91.2	0.1193 ± 0.0028	0.1193 ± 0.0028	0.11837 ± 0.00076	0.3
e^+e^- [jets & shps]	91–208	–	0.1224 ± 0.0039	0.11831 ± 0.00091	1.0

correlations, estimates of theoretical uncertainties, in general, are performed in widely different ways, using different methods and different ranges of parameters.

The presence of correlations, if using the equations given above, is usually signalled by $\chi^2 < n_{df}$. Values of $\chi^2 > n_{df}$, in most practical cases, are a sign of possibly underestimated errors. In this review, both these cases are pragmatically handled in the following way:⁷

In the presence of correlated errors, described by a covariance matrix C , the optimal procedure to determine the average \bar{x} of a sample of measurements x_i is to minimise the χ^2 function

$$\chi^2 = \sum_{i,j=1}^n (x_i - \bar{x})(C^{-1})_{ij}(x_j - \bar{x}), \tag{17}$$

which leads to

$$\bar{x} = \left(\sum_{ij} (C^{-1})_{ij} x_j \right) \left(\sum_{ij} (C^{-1})_{ij} \right)^{-1} \tag{18}$$

and

$$\Delta \bar{x}^2 = \left(\sum_{ij} (C^{-1})_{ij} \right)^{-1}. \tag{19}$$

The choice of $C_{ii} = (\Delta x_i)^2$ and $C_{ij} = 0$ for $i \neq j$ retains the uncorrelated case given above. In the presence of correlations, however, the resulting χ^2 will be less than $n_{df} = n - 1$. In cases where correlations between a particular pair of measurements i and j are known or expected, the corresponding non-diagonal matrix elements C_{ij} and C_{ji} are set to $\rho \Delta x_i \Delta x_j$, where ρ is the respective correlation coefficient ranging between 0 (uncorrelated) and 1 (100% correlation).

If the resulting χ^2 is still smaller than n_{df} , the method proposed in [82] will be applied: an unknown additional, common degree of a correlation f is introduced between all measurements, by choosing $C_{ij} = f \times \Delta x_i \times \Delta x_j$ for $i \neq j$, and f is adjusted such that $\chi^2 = n_{df}$.

In cases where the assumption of uncorrelated errors results in $\chi^2 > n_{df}$, and without knowledge about which of the errors Δx_i are possibly underestimated, all individual errors are scaled up by a common factor g such that the resulting value of χ^2/n_{df} , using the definition for uncorrelated errors, will equal unity.

Note that both for values of $f > 0$ or $g > 1$, $\Delta \bar{x}$ increases, compared to the uncorrelated ($f = 0$ and $g = 1$) case.

⁷Since most measurements and their respective experimental and theoretical errors are defined and estimated in different ways, in this review, as already done previously, only the total uncertainties are considered, and no attempt is made to consistently separate experimental and theoretical errors.

4.2 Determination of the world average

The eight different determinations of $\alpha_s(Q^2)$ summarised and discussed in the previous sections are listed in Table 1 and are displayed in Fig. 5. The energy dependence of these results exactly follows the expectation of the QCD prediction of the running coupling. It is therefore straightforward to extrapolate all measurements of $\alpha_s(Q^2)$ to the common scale of M_Z , using the procedures and equations given in Sect. 2. The corresponding values of $\alpha_s(M_{Z^0})$ are listed in Table 1 and displayed in Fig. 6. Applying (14), (15) and

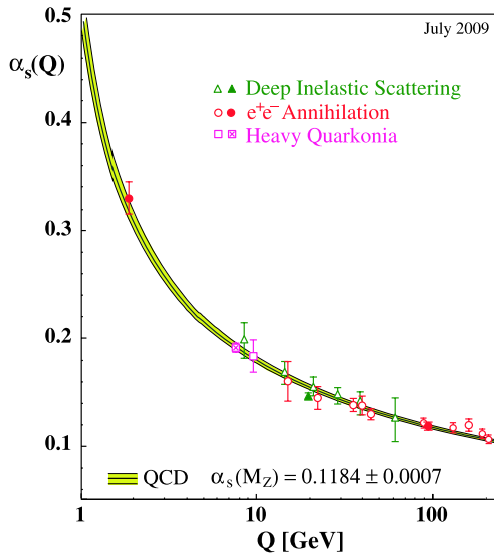


Fig. 5 Summary of measurements of α_s as a function of the respective energy scale Q . The curves are QCD predictions for the combined world average value of $\alpha_s(M_{Z^0})$, in 4-loop approximation and using 3-loop threshold matching at the heavy quark pole masses $M_c = 1.5$ GeV and $M_b = 4.7$ GeV. Full symbols are results based on N3LO QCD, open circles are based on NNLO, open triangles and squares on NLO QCD. The cross-filled square is based on lattice QCD. The filled triangle at $Q = 20$ GeV (from DIS structure functions) is calculated from the original result which includes data in the energy range from $Q = 2$ to 170 GeV

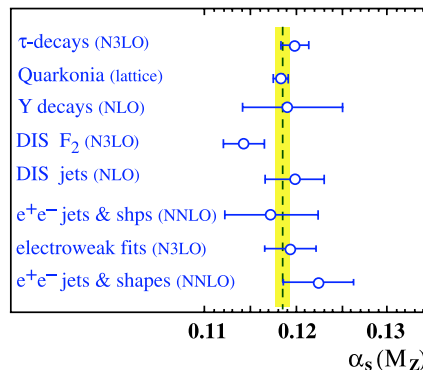


Fig. 6 Summary of measurements of $\alpha_s(M_{Z^0})$. The vertical line and shaded band mark the final world average value of $\alpha_s(M_{Z^0}) = 0.1184 \pm 0.0007$ determined from these measurements

(16) to this set of measurements, assuming that the errors are not correlated, results in an average value of $\alpha_s(M_{Z^0}) = 0.11842 \pm 0.00063$ with $\chi^2/n_{\text{df}} = 5.4/7$.

The fact that $\chi^2 < n_{\text{df}}$ signals a possible correlation between all or subsets of the eight input results. Assuming an overall correlation factor f and demanding that $\chi^2 = n_{\text{df}} = 7$ requires $f = 0.23$, inflating the overall error from 0.00063 to 0.00089.

In fact, there are two pairs of results which are known to be largely correlated:

- the two results from e^+e^- event shapes based on the data from JADE and from ALEPH use the same theoretical predictions and similar hadronisation models to correct these predictions for the transitions of quarks and gluons to hadrons. While the experimental errors are uncorrelated, the theoretical uncertainties may be assumed to be correlated to 100%. The latter account for about 2/3 to 3/4 of the total errors. An appropriate choice of correlation factor between the two may then be $f = 0.67$.
- the QCD predictions for the hadronic widths of the τ -lepton and the Z^0 boson are essentially identical, so the respective results on α_s are correlated, too. The values and total errors of $\alpha_s(M_{Z^0})$ from τ decays must therefore be correlated to a large extent, too. In this case, however, the error of one measurement is almost entirely determined by the experimental error (Z^0 -decays), while the other, from τ -decays, is mostly theoretical. A suitable choice of the correlation factor between both these results may thus be $f = 0.5$.

Inserting these two pairs of correlations into the error matrix C , the χ^2/n_{df} of the averaging procedure results in 6.8/7, and the overall error on the (unchanged) central value of $\alpha_s(M_{Z^0})$ changes from 0.00063 to 0.00067. Therefore the new world average value of $\alpha_s(M_{Z^0})$ is defined to be

$$\alpha_s(M_{Z^0}) = 0.1184 \pm 0.0007.$$

For seven out of the eight measurements of $\alpha_s(M_{Z^0})$, the average value of 0.1184 is within one standard deviation of their assigned errors. One of the measurements, from structure functions [61], deviates from the mean value by more than one standard deviation, see Fig. 6.

The mean value of $\alpha_s(M_{Z^0})$ is potentially dominated by the α_s result with the smallest overall assigned uncertainty, which is the one based on lattice QCD [37]. In order to verify this degree of dominance on the average result and its error, and to test the compatibility of each of the measurements with the others, exclusive averages, leaving out one of the 8 measurements at a time, are calculated. These are presented in the 5th column of Table 1, together with the

corresponding number of standard deviations⁸ between the exclusive mean and the respective single measurement.

As can be seen, the values of exclusive means vary only between a minimum of 0.11818 and a maximum 0.11876. Note that in the case of these exclusive means and according to the “rules” of calculating their overall errors, in four out of the eight cases small error scaling factors of $g = 1.06 \dots 1.08$ had to be applied, while in the other cases, overall correlation factors of about 0.1, and in one case of 0.7, had to be applied to assure $\chi^2/n_{\text{df}} = 1$. Most notably, the average value $\alpha_s(M_{Z^0})$ changes to $\alpha_s(M_{Z^0}) = 0.1186 \pm 0.0011$ when omitting the result from lattice QCD.

5 Summary and discussion

In this review, new results and measurements of α_s are summarised, and the world average value of $\alpha_s(M_{Z^0})$, as previously given in [9, 10, 39], is updated. Based on eight recent measurements, which partly use new and improved N3LO, NNLO and lattice QCD predictions, the new average value is

$$\alpha_s(M_{Z^0}) = 0.1184 \pm 0.0007,$$

which corresponds to

$$\Lambda_{\overline{\text{MS}}}^{(5)} = (213 \pm 9) \text{ MeV}.$$

This result is consistent with the one obtained in the previous review three years ago [39], which was $\alpha_s(M_{Z^0}) = 0.1189 \pm 0.0010$. The previous and the actual world average have been obtained from a non-overlapping set of single results; their agreement therefore demonstrates a large degree of compatibility between the old and the new, largely improved set of measurements and theoretical methods.

The individual measurements, as listed in Table 1 and displayed in Fig. 6, show a very satisfactory agreement with each other and with the overall average: only one out of eight measurements exceeds a deviation from the average by more than one standard deviation, and the largest deviation between any two out of the eight results, namely the ones from τ decays and from structure functions, amounts to 2 standard deviations.⁹

There remains, however, an apparent and long-standing systematic difference: results from structure functions favour smaller values of $\alpha_s(M_{Z^0})$ than most of the others, i.e. those from e^+e^- annihilations, from τ decays, but also those from jet production in deep inelastic scattering. This issue apparently remains to be true, although almost all of the new

⁸The number of standard deviations is defined as the square-root of the value of χ^2 .

⁹Assuming their assigned total errors to be fully uncorrelated.

results are based on significantly improved QCD predictions, up to N3LO for structure functions, τ and Z^0 hadronic widths, and NNLO for e^+e^- event shapes.

The reliability of “measurements” of α_s based on “experiments” on the lattice have gradually improved over the years, too. Including vacuum polarisation of three light quark flavours and extended means to understand and correct for finite lattice spacing and volume effects, the overall error of these results significantly decreased over time, while the value of $\alpha_s(M_{Z^0})$ gradually approached the world average. Lattice results today quote the smallest overall error on $\alpha_s(M_{Z^0})$; it is, however, ensuring to see and note that the world average *without* lattice results is only marginally different, while the small size of the total uncertainty on the world average is, naturally, largely influenced by the lattice result.

In order to demonstrate the agreement of measurements with the specific energy dependence of α_s predicted by QCD, in Fig. 5 the recent measurements of α_s are shown as a function of the energy scale Q . For those results which are based on several α_s determinations at different values of energy scales Q , the individual values of $\alpha_s(Q)$ are displayed. For the value from structure functions such a breakup is not possible; instead, the corresponding result derived for a typical energy scale of $Q = 20$ GeV is displayed.

The measurements significantly prove the validity of the concept of asymptotic freedom; they are in perfect agreement with the QCD prediction of the running coupling. This is further corroborated by Fig. 7, where a selected sample of the measurements is plotted, now as a function of $1/\log Q$, in order to demonstrate the data reproducing the specific logarithmic shape of the running as predicted by QCD, signalling that indeed $\alpha_s(Q) \rightarrow 0$ for $Q \rightarrow \infty$.

What are the future prospects of measurements of α_s ? With the given degree of data and theory precision, further improvements will be difficult and may take quite some time. Experimentally, a linear e^+e^- collider, especially if run in the “Giga-Z” mode, has the potential to decrease the dominating experimental error of $\alpha_s(M_{Z^0})$ from the measurement of R_Z , down to and below its theoretical uncertainty which currently is assumed to be, in N3LO, ± 0.0005 .

While it is unlikely that QCD perturbation theory will improve to yet one order higher than the existing N3LO or NNLO predictions, improvements are likely, and actually are very necessary, for QCD predictions of jet production in deep inelastic scattering and in hadron collisions, where calculations currently are limited to NLO. The precision of QCD tests, but also the sensitivity for observing new physics signals at the LHC, will largely depend on a further advancement of QCD predictions for hadron collisions.

Last but not least, further developments of non-perturbative methods are mandatory to bridge the gap between quarks and gluons and their final states, hadrons. They may

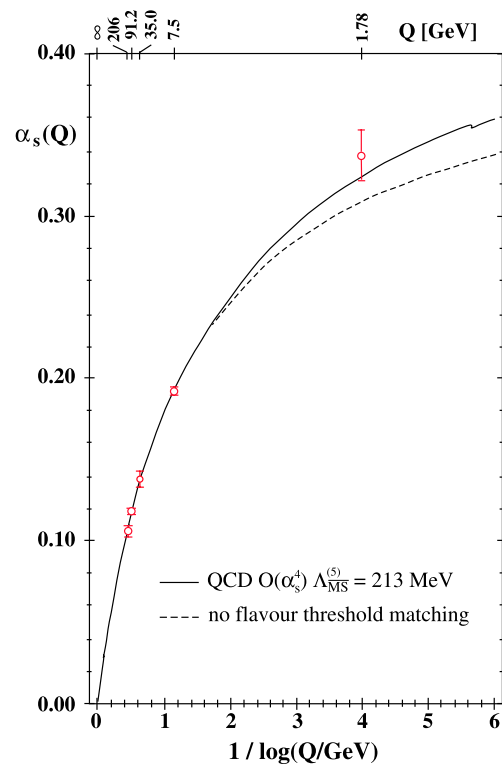


Fig. 7 Selected measurements of α_s , as a function of the inverse logarithm of the energy scale Q , in order to demonstrate concordance with Asymptotic Freedom. The *full line* is the QCD prediction in 4-loop approximation with 3-loop threshold matching at the heavy quark pole masses. The *dashed line* indicates extrapolation of the 5-flavour prediction without threshold matching

in fact shed more light into the systematic differences between some classes of measurements as discussed above.

Future improvement of theoretical predictions and models require the conservation of data and of reconstruction and simulation code of current and past experiments; especially in the case of deep inelastic scattering data, reapplication of improved predictions and models carry a large potential for future advancements in this field.

References

1. H. Fritzsch, M. Gell-Mann, H. Leutwyler, Phys. Lett. B **47**, 365 (1973)
2. D.J. Gross, F. Wilczek, Phys. Rev. Lett. **30**, 1343 (1973)
3. D.J. Gross, F. Wilczek, Phys. Rev. D **8**, 3633 (1973)
4. H.D. Politzer, Phys. Rev. Lett. **30**, 1346 (1973)
5. R.K. Ellis, W.J. Stirling, B.R. Webber, *QCD and Collider Physics* (Cambridge University Press, Cambridge, 1996)
6. J.C. Collins, *Renormalization* (Cambridge University Press, Cambridge, 1984)
7. F.J. Yndurain, *The Theory of Quark and Gluon Interactions* (Springer, Berlin, 1999)
8. G. Dissertori, I.G. Knowles, M. Schmelling, *High Energy Experiments and Theory*. International Series of Monographs on Physics, vol. 115 (Clarendon, Oxford, 2003), p. 538

9. C. Amsler et al. (PDG), Phys. Lett. B **667** (2008)
10. S. Bethke, J. Phys. G **26**, R27 (2000). [hep-ex/0004021](#)
11. T. van Ritbergen, J.A.M. Vermaseren, S.A. Larin, Phys. Lett. B **400**, 379 (1997)
12. M. Czakon, Nucl. Phys. B **710**, 485 (2005). [hep-ph/0411261](#)
13. K.G. Chetyrkin, B.A. Kniehl, M. Steinhauser, Phys. Rev. Lett. **79**, 2184 (1997)
14. W. Bernreuther, W. Wetzel, Nucl. Phys. B **197**, 128 (1982)
15. S.A. Larin, T. van Ritbergen, J.A.M. Vermaseren, Nucl. Phys. B **438**, 278 (1995)
16. A. Gehrmann-de Ridder et al., J. High Energy Phys. **0712**, 094 (2007). [arXiv:0711.4711](#) [hep-ph]
17. S. Weinzierl, Phys. Rev. Lett. **101**, 162001 (2008). [arXiv:0807.3241](#) [hep-ph]
18. P.A. Baikov, K.G. Chetyrkin, J.H. Kühn, Phys. Rev. Lett. **101**, 012002 (2008). [arXiv:0801.1821](#) [hep-ph]
19. S. Catani, L. Trentadue, G. Turnock, B.R. Webber, Nucl. Phys. B **407**, 3 (1993)
20. P.M. Stevenson, Phys. Rev. D **23**, 2916 (1981)
21. G. Grunberg, Phys. Rev. D **29**, 2315 (1984)
22. S.J. Brodsky, G.P. Lepage, P.B. Mackenzie, Phys. Rev. D **28**, 228 (1983)
23. S. Bethke, Z. Phys. C **43**, 331 (1989)
24. W.A. Bardeen et al., Phys. Rev. D **18**, 3998 (1978)
25. T. Sjostrand, Comput. Phys. Commun. **27**, 243 (1982)
26. T. Sjostrand, S. Mrenna, P. Skands, Comput. Phys. Commun. **178**, 852 (2008). [arXiv:0710.3820](#) [hep-ph]
27. G. Marchesini, B.R. Webber, Nucl. Phys. B **238**, 1 (1984)
28. G. Corcella et al., J. High Energy Phys. **0101**, 010 (2001). [hep-ph/0011363](#)
29. Yu.L. Dokshitzer, B.R. Webber, Phys. Lett. B **352**, 451 (1995)
30. Yu.L. Dokshitzer, G. Marchesini, B.R. Webber, Nucl. Phys. B **469**, 93 (1996)
31. Yu.L. Dokshitzer, B.R. Webber, Phys. Lett. B **404**, 321 (1997)
32. S. Catani, B.R. Webber, Phys. Lett. B **427**, 377 (1998)
33. Yu.L. Dokshitzer, A. Lucenti, G. Marchesini, G.P. Salam, Nucl. Phys. B **511**, 296 (1998)
34. Yu.L. Dokshitzer, A. Lucenti, G. Marchesini, G.P. Salam, J. High Energy Phys. **05**, 003 (1998)
35. P. Weisz, Nucl. Phys. B (Proc. Suppl.) **47**, 71 (1996). [hep-lat/9511017](#)
36. S. Durr et al., Science **322**, 1224 (2008). [arxiv:0906.3599](#) [hep-lat]
37. C.T.H. Davies et al. (HPQCD Collaboration), Phys. Rev. D **78**, 114507 (2008). [arXiv:0807.1687](#) [hep-lat]
38. G. Altarelli, Ann. Rev. Nucl. Part. Sci. **39**, 357 (1989)
39. S. Bethke, Prog. Part. Nucl. Phys. **58**, 351 (2007). [hep-ex/0606035](#)
40. E. Braaten, S. Narison, A. Pich, Nucl. Phys. B **373**, 581 (1992)
41. W. Marciano, A. Sirlin, Phys. Rev. Lett. **61**, 1815 (1988)
42. E. Braaten, C.S. Li, Phys. Rev. D **42**, 3888 (1990)
43. M.A. Shifman, L.A. Vainshtein, V.I. Zakharov, Nucl. Phys. B **147**, 385 (1979)
44. M. Davier, A. Höcker, Z. Zhang, Rev. Mod. Phys. **78**, 1043 (2006). [hep-ph/0507078](#)
45. M. Beneke, M. Jamin, M. Beneke, J. High Energy Phys. **0809**, 044 (2008). [arXiv:0806.3156](#) [hep-ph]
46. I. Caprini, J. Fischer, [arXiv:0906.5211](#) [hep-ph]; Eur. Phys. J. C. doi:10.1140/epjc/s10052-009-1142-8
47. M. Davier et al., Eur. Phys. J. C **56**, 305 (2008). [arXiv:0803.0979](#) [hep-ph]
48. K. Maltman, T. Yavin, Phys. Rev. D **78**, 094020 (2008). [arXiv:0807.0650](#) [hep-ph]
49. S. Menke, [arXiv:0904.1796](#) [hep-ph]
50. S. Narison, Phys. Lett. B **673**, 30 (2009). [arXiv:0901.3823](#) [hep-ph]
51. K. Ackerstaff et al. (OPAL Collaboration), Eur. Phys. J. C **7**, 571 (1999). [hep-ex/9808019](#)
52. S. Schael et al. (ALEPH Collaboration), Phys. Rep. **421**, 191 (2005). [arXiv:hep-ex/0506072v1](#)
53. B. Aubert et al. (BABAR Collaboration), Phys. Rev. Lett. **100** (2008). [arXiv:0707.2981](#) [hep-ex]
54. N. Brambilla et al. (CERN-2005-005), [hep-ph/0412158](#)
55. N. Brambilla et al., Phys. Rev. D **75**, 074014 (2007). [hep-ph/0702079](#)
56. D. Besson et al. (CLEO Collaboration), Phys. Rev. **74**, 012003 (2006). [hep-ex/0512061](#)
57. A. Gonzales-Arroyo, C. Lopez, F.J. Yndurain, Nucl. Phys. B **153**, 161 (1979)
58. V.N. Gribov, L.N. Lipatov, Sov. J. Nucl. Phys. **15**, 438 (1972)
59. Yu.L. Dokshitzer, Sov. Phys. JETP **46**, 641 (1977)
60. G. Altarelli, G. Parisi, Nucl. Phys. B **126**, 298 (1977)
61. J. Blümlein, H. Böttcher, A. Guffanti, Nucl. Phys. B **774**, 182 (2007). [hep-ph/0607200](#)
62. A.D. Martin et al., Phys. Lett. B **652**, 292 (2007). [arXiv:0706.0459](#) [hep-ph]; [arXiv:0905.3531](#) [hep-ph]
63. C. Glasman, J. Phys. Conf. Ser. **110**, 022013 (2008). [arXiv:0709.4426](#)
64. S. Chekanov et al. (ZEUS Collaboration), Phys. Lett. B **649**, 12 (2007). [hep-ex/0701039](#)
65. A. Aktas et al. (H1 Collaboration), Phys. Lett. B **653**, 134 (2007). [arXiv:0706.3722](#) [hep-ex]
66. F.D. Aaron et al. (H1 Collaboration), [arXiv:0904.3870](#) [hep-ex]
67. O. Biebel, Phys. Rep. **340**, 165 (2001)
68. S. Kluth, Rep. Prog. Phys. **69**, 1771 (2006). [hep-ex/0603011](#)
69. T. Gehrmann, G. Luisoni, H. Stenzel, Phys. Lett. B **664**, 265 (2008). [arXiv:0803.0695](#)
70. G. Dissertori et al., J. High Energy Phys. **0802**, 040 (2008). [arXiv:0712.0327](#) [hep-ph]
71. G. Dissertori et al., [arXiv:0906.3436](#) [hep-ph]
72. S. Bethke et al., [arXiv:0810.1389](#) [hep-ex]; Eur. Phys. J. C. doi:10.1140/epjc/s10052-009-1149-1
73. S. Brandt et al., Phys. Lett. **12**, 57 (1964)
74. E. Farhi, Phys. Rev. Lett. **39**, 1587 (1977)
75. T. Becher, M.D. Scheartz, J. High Energy Phys. **0807**, 034 (2008). [arXiv:0803.0342](#) [hep-ph]
76. K. Hagiwara, D. Haidt, S. Matsumoto, Eur. Phys. J. C **2**, 95 (1998). [hep-ph/9706331](#)
77. S.A. Larin, T. van Ritbergen, J.A.M. Vermaseren, Phys. Lett. B **320**, 159 (1994)
78. K.G. Chetyrkin, O.V. Tarasov, Phys. Lett. B **327**, 114 (1994)
79. The LEP Collaborations ALEPH, DELPHI, L3 and OPAL, [hep-ex/0509008](#)
80. H. Flücher et al., Eur. Phys. J. C **60**, 543 (2009). [arXiv:0811.0009](#) [hep-ph]
81. <http://cern.ch/Gfitter>
82. M. Schmelling, Phys. Scr. **51**, 676 (1995)