



PUBLISHED FOR SISSA BY SPRINGER

RECEIVED: October 29, 2012

ACCEPTED: December 7, 2012

PUBLISHED: January 11, 2013

NNLO corrections to top pair production at hadron colliders: the quark-gluon reaction

Michał Czakon^a and Alexander Mitov^b

^a*Institut für Theoretische Teilchenphysik und Kosmologie,
RWTH Aachen University, D-52056 Aachen, Germany*

^b*Theory Division, CERN,
CH-1211 Geneva 23, Switzerland*

E-mail: mczakon@physik.rwth-aachen.de, alexander.mitov@cern.ch

ABSTRACT: We compute the next-to-next-to-leading order QCD correction to the total inclusive top pair production cross-section in the reaction $qg \rightarrow t\bar{t} + X$. We find moderate $\mathcal{O}(1\%)$ correction to central values at both Tevatron and LHC. The scale variation of the cross-section remains unchanged at the Tevatron and is significantly reduced at the LHC. We find that recently introduced approximation based on the high-energy limit of the top pair cross-section significantly deviates from the exact result. The results derived in the present work are included in version 1.4 of the program Top++. Work towards computing the reaction $qg \rightarrow t\bar{t} + X$ is ongoing.

KEYWORDS: QCD Phenomenology, NLO Computations

ARXIV EPRINT: [1210.6832](https://arxiv.org/abs/1210.6832)

Contents

1	Introduction	1
2	Notation	2
3	Collinear factorization and scale dependence	3
4	Parton level results	4
5	Discussion	6
5.1	Properties of the parton level result	6
5.2	Properties of the hadron level result	8
5.3	Comparison with existing approximations	10
6	Phenomenological predictions	12
7	Conclusions	14

1 Introduction

During the last year, the LHC has made major progress in measuring processes with top quarks. As a result, the total production cross-section is now known with few percent accuracy at both 7 and 8 TeV [1–3]. The precise measurement of the top pair production cross-section has allowed high-precision extraction of the strong coupling constant [4]. At the same time, the mass of the top quark has been measured [5, 6] with precision matching the one from the Tevatron [7].

Such a level of agreement between measurements spanning different colliders, collider energies and final states unambiguously signifies the commencement of the high-precision top quark measurements phase. Given the close relationship between Higgs and top physics [8, 9], entering this high-precision phase is particularly significant also in the context of the discovery of a Higgs-like particle [10, 11] at the LHC.

Equally impressive are the theoretical top physics developments of the recent past. During the last couple of years a number of calculations with NLO accuracy were performed, that accounted for the decay of the top quarks and even off-shell effects [12–20]. Predictions for the total inclusive cross-section [21–29] beyond NLO [30–32] were, until recently, exclusively based on using NNLL soft gluon resummation [22, 33, 34] and the threshold approximation [35] of the partonic cross-section. Very recently also the high-energy limit of the cross-section was incorporated in ref. [36].

As was demonstrated in ref. [29], see also the discussion in [27, 37], predictions based on soft-gluon resummation alone show only modest improvement over the NLO result, since effects that are subleading in the soft limit can be numerically as significant.

The first step towards top pair production in NNLO QCD was undertaken in ref. [38], where the dominant correction from the $q\bar{q}$ partonic reaction was computed. The remaining, numerically subdominant contribution from this partonic reaction was presented in ref. [39], together with the NNLO corrections from the qq, qq' and $q\bar{q}'$ initiated reactions.

The results of [38] demonstrate the importance of a complete NNLO calculation and the role it plays in reducing the theoretical uncertainty. Motivated by this observation, in this work we compute the NNLO correction to the reaction $gg \rightarrow t\bar{t} + X$. Our aim is to verify the effect of this nominally subdominant reaction and check the quality of the approximation [36] derived from the high-energy limit of the qq partonic cross-section.

The paper is organized as follows: in section 2 we introduce our notation. In section 3 we work out the subtraction of the initial state collinear singularities and the evaluation of scale dependent terms. The NNLO parton level result for the reaction $gg \rightarrow t\bar{t} + X$ is presented in section 4. In section 5 we discuss the properties of the new NNLO result at parton and hadron levels and compare with existing approximations in the literature. In section 6 we update our “best” [29] LHC prediction.

2 Notation

We follow the notation established in refs. [38, 39]. At leading power, the total inclusive top pair production cross-section factorizes

$$\sigma_{\text{tot}} = \sum_{i,j} \int_0^{\beta_{\text{max}}} d\beta \Phi_{ij}(\beta, \mu^2) \hat{\sigma}_{ij}(\beta, m^2, \mu^2) + \mathcal{O}(\Lambda_{\text{QCD}}). \quad (2.1)$$

The indices i, j run over all possible initial state partons; $\beta_{\text{max}} \equiv \sqrt{1 - 4m^2/S}$; \sqrt{S} is the c.m. energy of the hadron collider and $\beta = \sqrt{1 - \rho}$, with $\rho \equiv 4m^2/s$, is the relative velocity of the final state top quarks with pole mass m and partonic c.m. energy \sqrt{s} .

The function Φ in eq. (2.1) is the partonic flux

$$\Phi_{ij}(\beta, \mu^2) = \frac{2\beta}{1 - \beta^2} \mathcal{L}_{ij} \left(\frac{1 - \beta_{\text{max}}^2}{1 - \beta^2}, \mu^2 \right), \quad (2.2)$$

expressed through the usual partonic luminosity

$$\mathcal{L}_{ij}(x, \mu^2) = x (f_i \otimes f_j)(x, \mu^2) = x \int_0^1 dy \int_0^1 dz \delta(x - yz) f_i(y) f_j(z). \quad (2.3)$$

As usual, $\mu_{R,F}$ are the renormalization and factorization scales. Setting $\mu_F = \mu_R = \mu$, the NNLO partonic cross-section can be expanded through NNLO as

$$\hat{\sigma}_{ij}(\beta, m^2, \mu^2) = \frac{\alpha_S^2}{m^2} \left\{ \sigma_{ij}^{(0)} + \alpha_S \left[\sigma_{ij}^{(1)} + L \sigma_{ij}^{(1,1)} \right] + \alpha_S^2 \left[\sigma_{ij}^{(2)} + L \sigma_{ij}^{(2,1)} + L^2 \sigma_{ij}^{(2,2)} \right] \right\}. \quad (2.4)$$

In the above equation $L = \ln(\mu^2/m^2)$, α_S is the $\overline{\text{MS}}$ coupling renormalized with $N_L = 5$ active flavors at scale μ^2 and $\sigma_{ij}^{(n,m)}$ are functions only of β .

All partonic cross-sections are known exactly through NLO [30–32]. The scaling functions $\sigma_{ij}^{(2,1)}$ and $\sigma_{ij}^{(2,2)}$ can be computed from $\sigma_{ij}^{(1)}$, see section 3. The dependence on $\mu_R \neq \mu_F$ can be trivially restored in eq. (2.4) by re-expressing $\alpha_S(\mu_F)$ in powers of $\alpha_S(\mu_R)$; see for example ref. [21].

The reactions $ij \rightarrow t\bar{t} + X$ were computed for $i, j = (q\bar{q}, qq, qq', q\bar{q}')$ through NNLO in refs. [38, 39]. In this paper we compute the NNLO correction to the reaction $qg \rightarrow t\bar{t} + X$. The only currently unknown contribution to $t\bar{t}$ production at NNLO is the gg initiated reaction, which will be the subject of a future publication.

3 Collinear factorization and scale dependence

We follow the setup and notation described in ref. [39] and denote the collinearly unrenormalized partonic cross-sections as $\tilde{\sigma}_{ij}^{(n)}(\varepsilon, \rho)$. Then, introducing the functions $\tilde{s}_{ij}^{(n)}$ and $s_{ij}^{(n)}$ defined as $\tilde{s}_{ij}^{(n)}(\varepsilon, \rho) \equiv \tilde{\sigma}_{ij}^{(n)}(\varepsilon, \rho)/\rho$ and $s_{ij}^{(n)}(\rho) \equiv \sigma_{ij}^{(n)}(\rho)/\rho$, the $\overline{\text{MS}}$ -subtracted qg -initiated cross-section $s_{qg}^{(n)}$ reads through NNLO:

$$s_{qg}^{(1)} = \tilde{s}_{qg}^{(1)} + \frac{1}{\epsilon} \left(\frac{1}{2\pi} \right) \left\{ \tilde{s}_{q\bar{q}}^{(0)} \otimes P_{qg}^{(0)} + \tilde{s}_{gg}^{(0)} \otimes P_{gq}^{(0)} \right\}, \quad (3.1)$$

$$s_{qg}^{(2)} = \tilde{s}_{qg}^{(2)} + \left(\frac{1}{2\pi} \right)^2 \left\{ -\frac{\beta_0}{2\epsilon^2} \left[\tilde{s}_{gg}^{(0)} \otimes P_{gq}^{(0)} + \tilde{s}_{q\bar{q}}^{(0)} \otimes P_{qg}^{(0)} \right] + \frac{1}{2\epsilon} \left[\tilde{s}_{gg}^{(0)} \otimes P_{gq}^{(1)} + \tilde{s}_{q\bar{q}}^{(0)} \otimes P_{qg}^{(1)} \right] \right. \\ \left. + \frac{1}{2\epsilon^2} \left[3\tilde{s}_{gg}^{(0)} \otimes P_{gg}^{(0)} \otimes P_{gq}^{(0)} + \tilde{s}_{gg}^{(0)} \otimes P_{gq}^{(0)} \otimes P_{qq}^{(0)} \right. \right. \\ \left. \left. + 3\tilde{s}_{q\bar{q}}^{(0)} \otimes P_{qq}^{(0)} \otimes P_{qg}^{(0)} + \tilde{s}_{q\bar{q}}^{(0)} \otimes P_{qg}^{(0)} \otimes P_{gg}^{(0)} \right] \right\} \\ + \frac{1}{\epsilon} \left(\frac{1}{2\pi} \right) \left\{ \tilde{s}_{q\bar{q}}^{(1)} \otimes P_{qg}^{(0)} + \tilde{s}_{qg}^{(1)} \otimes P_{gg}^{(0)} + \tilde{s}_{q\bar{q}}^{(1)} \otimes P_{qq}^{(0)} + \tilde{s}_{gg}^{(1)} \otimes P_{gq}^{(0)} \right\}, \quad (3.2)$$

with $\beta_0 = 11C_A/6 - N_L/3$.

The integral convolutions in eq. (3.2) are performed numerically, over a set of 80 points in the interval $\beta \in (0, 1)$. The only non-trivial step in this evaluation is the derivation of the partonic cross-section $\tilde{s}_{gg}^{(1)}$ through order $\mathcal{O}(\epsilon)$. To derive it, we follow the approach of ref. [32] which allows one to derive analytical results for the required partonic cross-sections. The order $\mathcal{O}(\epsilon)$ terms of $\tilde{s}_{q\bar{q}}^{(1)}$ and $\tilde{s}_{qg}^{(1)}$ can be easily computed this way and expressed in terms of standard harmonic polylogarithms (HPL) [40]. As can be anticipated from the findings of ref. [32], however, the calculation of $\tilde{s}_{gg}^{(1)}$ through order $\mathcal{O}(\epsilon)$ introduces a number of new functions that go beyond the class of HPL's. In particular, some functions are represented as two dimensional integrals. From a numerical point of view, this is problematic since it significantly reduces the speed of the numerical integrations in eq. (3.2). To deal with the loss of speed, we have resorted to interpolation techniques, which limits the appeal (and usefulness) of an intrinsically analytic approach. Based on our experience, we conclude

that such an approach for the computation of the collinear factorization contributions is suboptimal.

The evaluation of the scale dependent functions $\sigma_{qg}^{(2,1)}$ and $\sigma_{qg}^{(2,2)}$ is rather straightforward, see [39] for details. In terms of the functions $s_{ij}^{(n,m)}(\rho) \equiv \sigma_{ij}^{(n,m)}(\rho)/\rho$ we get:

$$\begin{aligned}
 s_{qg}^{(2,2)} &= \frac{1}{2(2\pi)^2} \left[-5\beta_0 \left(s_{gg}^{(0)} \otimes P_{gq}^{(0)} + s_{q\bar{q}}^{(0)} \otimes P_{qg}^{(0)} \right) + 3s_{gg}^{(0)} \otimes P_{gq}^{(0)} \otimes P_{gq}^{(0)} \right. \\
 &\quad \left. + s_{gg}^{(0)} \otimes P_{gq}^{(0)} \otimes P_{q\bar{q}}^{(0)} + 3s_{q\bar{q}}^{(0)} \otimes P_{q\bar{q}}^{(0)} \otimes P_{qg}^{(0)} + s_{q\bar{q}}^{(0)} \otimes P_{qg}^{(0)} \otimes P_{gq}^{(0)} \right], \\
 s_{qg}^{(2,1)} &= -\frac{1}{(2\pi)^2} \left[s_{gg}^{(0)} \otimes P_{gq}^{(1)} + s_{q\bar{q}}^{(0)} \otimes P_{qg}^{(1)} \right] \\
 &\quad + \frac{1}{2\pi} \left[3\beta_0 s_{qg}^{(1)} - s_{gg}^{(1)} \otimes P_{gq}^{(0)} - s_{q\bar{q}}^{(1)} \otimes P_{gq}^{(0)} - s_{qg}^{(1)} \otimes P_{q\bar{q}}^{(0)} - s_{q\bar{q}}^{(1)} \otimes P_{qg}^{(0)} \right]. \quad (3.3)
 \end{aligned}$$

Eq. (3.3) agrees with ref. [21]. The convolutions appearing in eq. (3.3) are computed numerically. We have checked that the fits implemented in the program Hathor [41] agree with our own numerical calculation of eq. (3.3) to a very high precision. Given this level of agreement, instead of producing new fits, we have implemented the analytical fits for $\sigma_{qg}^{(2,1)}$ and $\sigma_{qg}^{(2,2)}$ from ref. [41] in our program Top++ (ver 1.4) [42].

4 Parton level results

For the calculation of the collinearly unrenormalized partonic cross-section $\tilde{\sigma}_{qg}^{(2)}$ we follow the approach already used in refs. [38, 39]. The correction due to double real radiation is computed following refs. [43, 44].¹ For the real-virtual correction we use the counter-terms from refs. [48–51]. For the evaluation of the required one-loop five-point amplitude we use a code from the calculation of $pp \rightarrow t\bar{t} + \text{jet}$ at NLO [52, 53].

As in refs. [38, 39], eq. (2.4) is derived in a renormalization scheme where the number of active flavors N_f equals the number of light flavors, i.e. $N_f = N_L = 5$. From a practical point of view, the calculation is performed in three steps. In the first step all calculations, including UV renormalization, are performed in a standard way by working in conventional dimensional regularization (CDR) and considering all fermions as active flavors, i.e. $N_f = N_L + 1$. The renormalization procedure, including the relevant renormalization constants, has been described, for example, in [54, 55]. In the second step the heavy flavor is decoupled. The decoupling procedure is applied in $d = 4 - 2\epsilon$ dimensions, as appropriate, to each of the principal contributions to the cross-section: double-real, real-virtual and if present, one- and two-loop virtual amplitudes. The decoupling constant can be found, for example, in ref. [55]. The third and final step consists of the collinear subtraction described around eq. (3.3), which is performed with all cross-sections (obtained in step two), splitting functions and β -function coefficients evaluated consistently in a scheme with $N_f = N_L = 5$ active flavors.

The result for the NNLO correction to the reaction $qg \rightarrow t\bar{t} + X$ reads:

$$\sigma_{qg}^{(2)}(\beta) = F_0(\beta) + F_1(\beta)N_L. \quad (4.1)$$

¹Methods for computing the double real radiation for this process have also been developed in refs. [45–47].

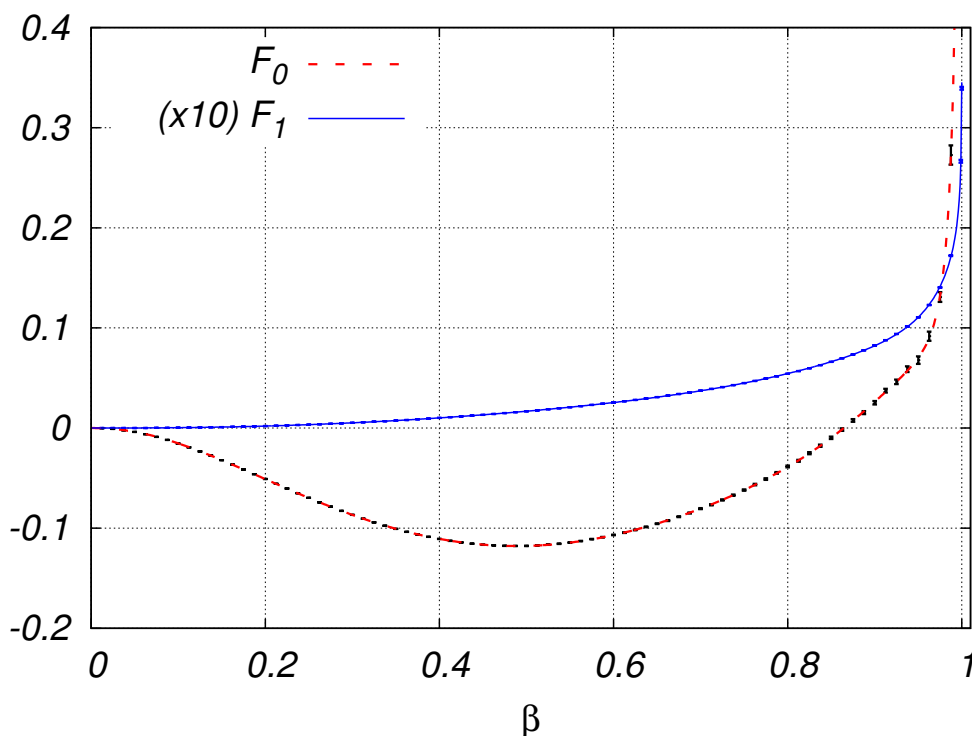


Figure 1. The functions $F_0(\beta)$ and $F_1(\beta)$ (the latter multiplied by a factor of 10 for better visibility) as defined in eq. (4.1). Shown are the fits for $F_0(\beta)$ (dashed red) (4.3), $F_1(\beta)$ (solid blue) (4.2) and the discrete computed values, including their numerical errors.

The full dependence on the number of light flavors N_L in eq. (4.1) is made explicit. The functions $F_{0,1}$ read:

$$F_1 = 0.363838\beta^2 - 1.44391\beta^3 + 1.1146\beta^7 - 0.309165\beta^3 L_\beta + 0.990057\beta^4 L_\beta^2 + 0.362183\rho^2 L_\rho + (0.194867\rho + 1.57274\rho^2) L_\rho^2 + 0.0401411\rho L_\rho^3, \quad (4.2)$$

$$F_0 = 28.0998\beta^2 + 24.1753\beta^3 - 12.3211\beta^5 - 49.909\beta^7 + 11.7853\beta^3 L_\beta + 28.6697\beta^6 L_\beta^2 + (-1.68957 + 30.6335\rho^2) L_\rho + (-9.80339\rho - 76.7407\rho^2) L_\rho^2 - 3.82993\rho L_\rho^3, \quad (4.3)$$

where $L_\rho \equiv \ln(\rho)$, $L_\beta \equiv \ln(\beta)$ and we recall that $\rho = 1 - \beta^2$.

The functions $F_{0,1}$ in eqs. (4.2), (4.3) are fits to the numerically computed partonic cross-section. The calculation of the function F_0 is done in 80 points in the interval $\beta \in (0, 1)$. The highest computed point is $\beta_{80} = 0.999$. The fit and the computed points, including their numerical errors, are shown in figure 1. Except for the very last point β_{80} , the quality of the calculation is high, sub-1%. The quality of the fit is also good; it fits the computed points within the numerical uncertainties for large and moderate β . For smaller values of β the quality of the fit is not as high, yet the relative deviation of the fit from the computed mid-points is better than 1%. Only in the region of very small β the relative distance between the fit and computed central values surpasses 1% but in that range the absolute size of the result is negligible which makes such deviation phenomenologically irrelevant.

The calculation of the function F_1 is done in 81 points in the interval $\beta \in (0, 1)$. In addition to the 80 points used in the computation of F_0 , we have added the extra point $\beta = 0.99999$. The fit and all computed points, including their numerical errors, are shown in figure 1. The quality of the fit is high, sub-1%, for $\beta \gtrsim 0.1$. In the region of smaller β the quality of the fit deteriorates, but the absolute difference between the fit and computed points is extremely small and also phenomenologically irrelevant.

The most prominent feature of the partonic cross-section $\sigma_{qg}^{(2)}$ is its high-energy behavior [30, 56–60]:

$$\sigma_{qg \rightarrow t\bar{t}+X}^{(2)} \Big|_{\rho \rightarrow 0} \approx c_1 \ln(\rho) + c_0 + \mathcal{O}(\rho). \quad (4.4)$$

The constant c_1 has been predicted exactly in ref. [61], with N_L -independent numerical value

$$c_1 = -1.689571450230512. \quad (4.5)$$

To improve the high-energy endpoint behavior of the fits (4.2), (4.3), we have imposed on them the exact $\sim \ln(\rho)$ behavior from (4.4). Then, from the fits (4.2), (4.3), we derive an estimate of the constant c_0 appearing in eq. (4.4). We get the value:

$$c_0 = -9.96 + 0.0345N_L. \quad (4.6)$$

Setting $N_L = 5$ we find that eq. (4.6) agrees² with the numerical estimate of c_0 derived in ref. [36] with the help of completely independent methods.

The numerical error on the proportional to N_L term in eq. (4.6) is likely rather small, thanks to our ability to extend the calculation of F_1 to β as high as $\beta = 0.99999$ and to the fact that the function F_1 behaves $\sim \text{const}$ at large β .

On the other hand, estimating the error on the N_L -independent part of eq. (4.6) is much harder. The reason for this is that the region below $\beta_{80} = 0.999$ (which is the highest computed point for F_0) is still not close enough to the high-energy endpoint to be dominated by the high-energy expansion (4.4). Going beyond the highest computed point $\beta_{80} = 0.999$ is currently unfeasible since the computational cost for a single point, located well above the point β_{80} , would be comparable to the computational cost for all 80 calculated points.

Combining the above observations with the fact that the numerical error in this last computed point is larger, exceeding 1%, we conclude that the error on the N_L -independent part of c_0 could possibly be as large as few tens of percent.

5 Discussion

5.1 Properties of the parton level result

The most striking feature of the $\mathcal{O}(\alpha_S^4)$ correction to $\hat{\sigma}_{qg}$ is the similarity of its shape and size to the long known $\mathcal{O}(\alpha_S^3)$ correction.³ In figure 2 we compare the two, including the appropriate relative powers of the strong coupling $\alpha_S(m_t) \approx 0.1068$, see eq. (2.4). We observe that the main difference between the two curves is in their high-energy behavior,

²We note that the prediction for the constant c_0 derived in ref. [36] contains no explicit N_L dependence.

³For short, in the rest of this section we refer to these two corrections as NNLO and NLO, respectively.

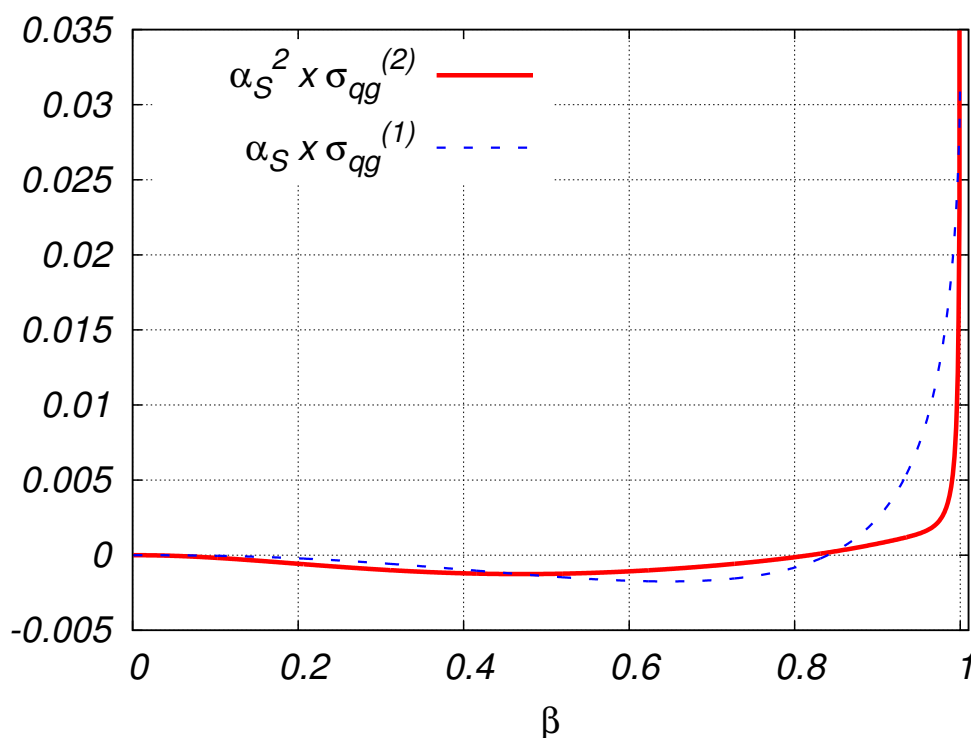


Figure 2. Comparison of the NLO and NNLO corrections to the partonic cross-section, including the relative power of $\alpha_S(m_t)$ as in eq. (2.4): $\alpha_S \sigma_{qg}^{(1)}$ (dashed blue) and $\alpha_S^2 \sigma_{qg}^{(2)}$ (solid red).

which is more singular in the case of $\sigma_{qg}^{(2)}$. The similarity in size and shape between the two consecutive perturbative corrections indicates that large perturbative NNLO corrections can be expected. Indeed, if it was not for the suppression due to the additional power of α_S , the NNLO correction could have been even more sizable, a feature that might be relevant for the description of lighter fermion pair production, like bottom quarks.

To better assess the phenomenological significance of the similarities and differences between the NLO and NNLO corrections, in figure 3 we plot their product with the partonic fluxes for the Tevatron and LHC 8 TeV, see eq. (2.1) for precise definition. In all cases we use MSTW2008nnlo68cl pdf set [62]. The relative powers of $\alpha_S(m_t)$ are also included.

We observe that the similarity in shape and size between the two corrections is preserved at the Tevatron. Therefore, one can anticipate NNLO contribution to the hadron-level cross-section σ_{tot} that is similar in size to the NLO one. On the other hand, at the LHC 8 TeV, we observe a dramatic difference between the shapes and sizes of the NLO and NNLO corrections. Clearly, at this particular collider energy, one can anticipate very strong cancellation between the positive and negative nodes of the NLO result, while the NNLO one stays mostly negative. We also note that the high-energy rise of the NNLO correction is completely screened by the flux which vanishes in the same limit.

To better quantify the differences between the NLO and NNLO corrections, in table 1 we present their separate contributions to σ_{tot} . The results on lines 1 and 2 are computed with version 1.4 of the program Top++ [42] with default settings, $m_t = 173.3$ GeV, central scales and MSTW2008nnlo68cl pdf set [62].

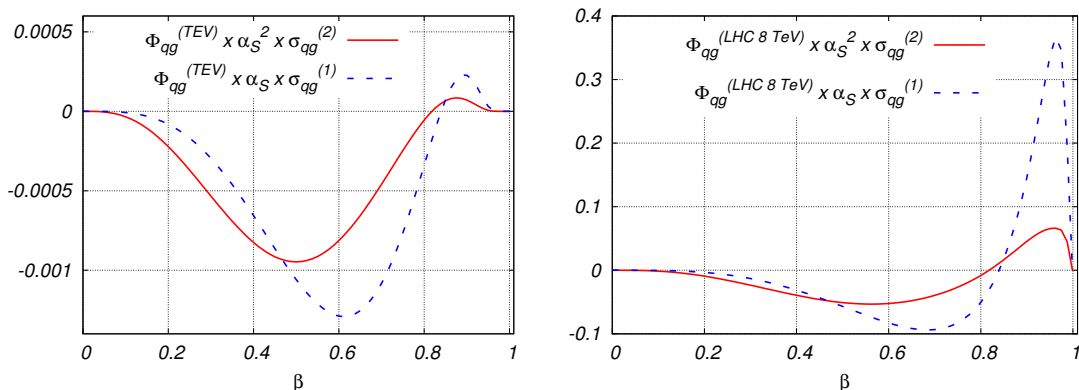


Figure 3. NLO and NNLO corrections to the partonic cross-section (as in figure 2) times the flux at Tevatron (left) and LHC 8 TeV (right), see eq. (2.1).

		Tevatron	LHC 7 TeV	LHC 8 TeV	LHC 14 TeV
I_1	Due to $\sigma_{qg}^{(1)}$ [pb]	-0.068	-0.88	-0.48	9.01
I_2	Due to $\sigma_{qg}^{(2)}$ [pb]	-0.057	-1.82	-2.25	-4.07

Table 1. Central values for the contributions of $\sigma_{qg}^{(1)}$ and $\sigma_{qg}^{(2)}$ to σ_{tot} for the Tevatron and LHC 7,8 and 14 TeV.

From table 1 we conclude that the absolute size of the NNLO correction can be significantly larger than the NLO one depending on the c.m. energy of the collider. Comparing to figure 2, however, we note that the large differences between the $\mathcal{O}(\alpha_S^3)$ and $\mathcal{O}(\alpha_S^4)$ corrections seen in table 1 do not necessarily indicate a breakdown of the perturbative expansion, since they result from large accidental cancellations that strongly depend on the collider energy.

Next, in figure 4, we compare the exact result for $\sigma_{qg}^{(2)}$ with its leading-power high-energy approximation (4.4). In complete analogy with the case of fermion pair initiated top pair production [39] we observe that the high-energy approximation is justified only very close to the high-energy endpoint and is a poor approximation to the exact result outside of this narrow range.

5.2 Properties of the hadron level result

To better judge the effect from the inclusion of the NNLO correction to the qg reaction, in table 2 we give the central values for our best prediction for the Tevatron and LHC 8 TeV in the following cases:

- With, or without, soft gluon resummation: the qg reaction is included in NLO+NNLL or in approximate NNLO (defined as in refs. [29, 38]), while all other reactions are included in NNLO+NNLL or NNLO.
- With, or without, the NNLO corrections to $qg \rightarrow t\bar{t} + X$.

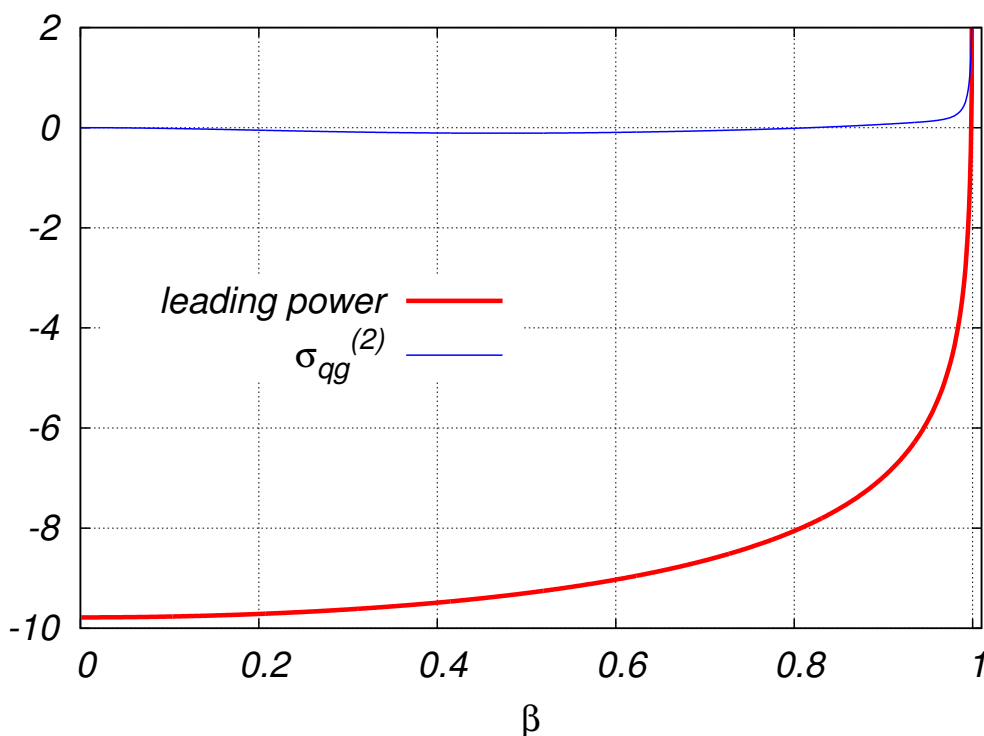


Figure 4. Comparison of the exact result (4.1) for $\sigma_{qg}^{(2)}$ (thin blue line) and the leading power of its high-energy expansion (4.4) (thick red line).

	Resummed; <i>gg</i> -included	Resummed; no <i>gg</i>	Fixed Order; <i>gg</i> -included	Fixed Order; no <i>gg</i>
Tevatron: central [pb]	7.010	7.067	6.949	7.006
Tevatron: aver. scale var. [%]	± 2.6	± 2.7	± 4.4	± 3.7
LHC 8: central [pb]	220.4	222.7	218.5	220.8
LHC 8: aver. scale var. [%]	± 5.3	± 7.3	± 4.5	± 6.5

Table 2. Central values and average scale variations, the latter defined as $(\text{scale}_+ + \text{scale}_-)/2$, of our “best” prediction for the Tevatron and LHC 8 TeV. Numbers are given for the following four cases: with/without soft gluon resummation and with/without including $\sigma_{qg}^{(2)}$. The values of the various parameters used in the calculation are specified in the text.

Besides the central values, in table 2 we also show the average scale uncertainty, defined as $(\text{scale}_+ + \text{scale}_-)/2$. As in ref. [29] scale variation is based on independent variation of the factorization and renormalization scales $1/2 \leq \mu_{F,R}/m \leq 2$, restricted to $1/2 \leq \mu_F/\mu_R \leq 2$. The scales scale_+ (scale_-) correspond to the maximum (minimum) of this variation. As elsewhere in this article we use MSTW2008nnlo68cl pdf set [62], $m_t = 173.3 \text{ GeV}$ and pdf variations are performed as described in ref. [29].

We observe that the effect on the central value from the inclusion of the NNLO *qg* correction is moderate, and brings down the central value by about 0.8% at the Tevatron

and by about 1% at the LHC. Such a shift is perfectly consistent with our estimate [38] of the theoretical uncertainty at the Tevatron. We also note that, as might be anticipated, the size of the shift in the central value is the same independently of the inclusion (or not) of soft gluon resummation.

The effects of the NNLO qg correction on the size of the scale variation is more consequential. At the Tevatron, the uncertainty in the pure fixed order prediction increases by about $\pm 0.7\%$, while the uncertainty in the soft gluon resummed result is unaffected by the inclusion of the NNLO qg correction. This is consistent with the expectation that the dominant source of uncertainty at the Tevatron is already accounted for. The effect on the fixed order prediction is also at a level similar to the anticipated [38] NNLO correction in $gg \rightarrow t\bar{t} + X$.

At the LHC, on the other hand, we notice a dramatic $\pm 2\%$ decrease in scale uncertainty both with and without including soft gluon resummation. This is a significant improvement in the precision of the theoretical prediction at the LHC. Despite this improvement, however, it is clear that the unknown genuinely NNLO correction in the qg reaction still dominates the uncertainty at the LHC. This is evident, for example, from the fact that the scale variation of the resummed result is larger than that of the fixed order result (which we take as a more conservative estimate of the theoretical uncertainty [29]).

Before closing this section we address the question of how the uncertainty in the derived by us constant c_0 (4.6) propagates into phenomenological predictions. As we argued in ref. [38], the most natural way to address this question is to consider the ratio:

$$R_{qg}(\beta_{80}) = \frac{\Sigma_{qg}(\beta_{80})}{\Sigma_{qg}(0)}, \tag{5.1}$$

where:

$$\Sigma_{qg}(\beta_{80}) = \int_{\beta_{80}}^{\beta_{\max}} d\beta \Phi_{qg}(\beta) \sigma_{qg}^{(2)}(\beta). \tag{5.2}$$

The meaning of the function Σ_{qg} is as follows: when its argument is the highest computed point β_{80} ($\beta_{80} = 0.999$ in the case of the function F_0), the function Σ_{qg} contains the complete contribution to σ_{tot} due to the part of the fits (4.2), (4.3) that is beyond the highest computed point, i.e. from the region where our calculation is not derived but extrapolated. As a conservative estimate we take the case of LHC 14 TeV where the partonic fluxes are most enhanced in the high-energy region. We find that $R_{qg}(0.999) \approx 3 \times 10^{-5}$ which is completely negligible. In this sense, the uncertainty on the derived constant c_0 is of no phenomenological significance for top pair productions at the Tevatron and LHC. However, for applications of eqs. (4.2), (4.3) to top pair production at future higher energy hadron colliders or for lighter quark production, like bottom quarks, it would be advisable to re-assess the smallness of the ratio $R_{qg}(0.999)$.

5.3 Comparison with existing approximations

In most past studies of top pair production beyond NLO, the qg reaction has received little attention, and its NNLO correction has, typically, been neglected. To that end it would be

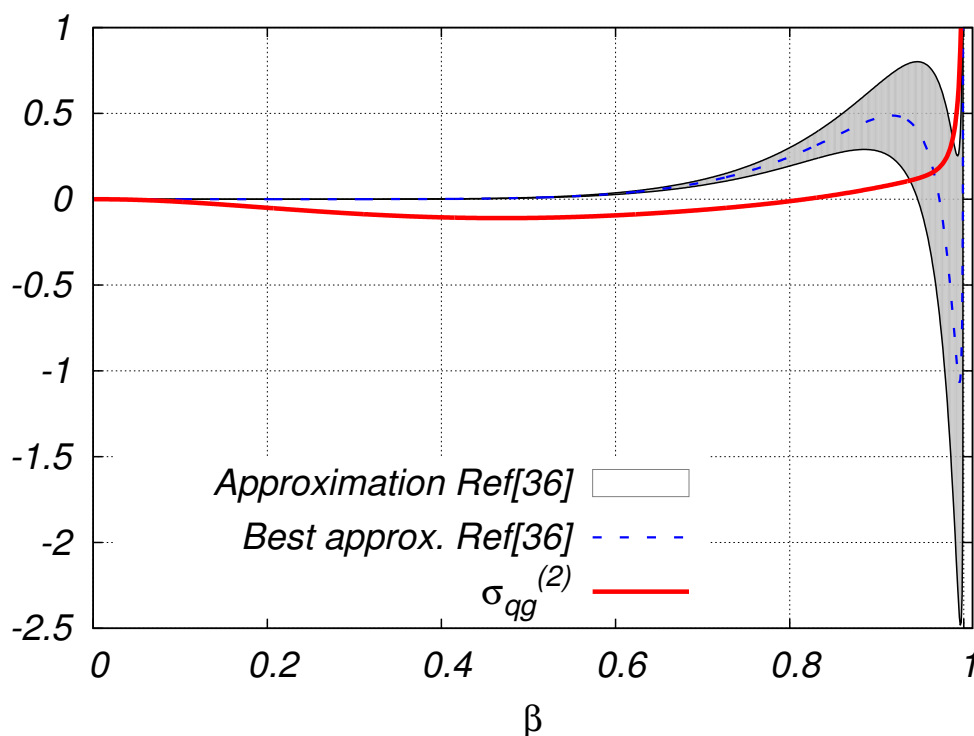


Figure 5. Comparison of the exact partonic cross-section $\sigma_{qg}^{(2)}$ (solid red) with the approximation of ref. [36] (grey band). The central value (dashed blue) is the “best” approximation of ref. [36].

interesting to compare the exact result derived in this paper with the only approximation to $\sigma_{qg}^{(2)}$ derived previously [21, 36] and implemented in the program Hathor [41].

In figure 5 we plot the envelope of predictions for $\sigma_{qg}^{(2)}$ introduced in ref. [36] (grey band). The prediction of that reference is based on matching the threshold term introduced in ref. [21] to the high-energy behavior of the cross-section. The spread of the predictions reflects the uncertainty in the prediction of the constant c_0 as estimated in ref. [36].⁴ The blue curve in figure 5 denotes the “best” approximation of ref. [36]. While not explicitly shown in figure 5, the threshold term [21] is essentially identical to the blue line in the region $\beta \lesssim 0.5$.

It is obvious from figure 5 that, except in the limit of extremely large β , the exact result for $\sigma_{qg}^{(2)}$ derived in the present work (red line) has qualitatively different behavior compared to the approximation of ref. [36]. The observed disagreement applies also to the threshold term introduced in ref. [21]. Given the significance of these differences, it is imperative to quantify their phenomenological impact.

In table 3 we present the contribution to σ_{tot} of ref. [36]’s “best” approximation to $\sigma_{qg}^{(2)}$ (denoted as “ $(A+B)/2$ ” and corresponding to the blue line in figure 5). For its computation we use the program Hathor [41] with the same parameters as in the rest of this paper. The results on line 1 (denoted as I_2) as well as σ_{tot} on line 3 are computed

⁴We remind the reader that both our results and the results in ref. [36] have the same logarithmic behavior in the high-energy limit.

		Tevatron	LHC 7 TeV	LHC 8 TeV	LHC 14 TeV
I_2	Due to $\sigma_{gg}^{(2)}$ [pb]	-0.057	-1.82	-2.25	-4.07
I_3	$\sigma_{gg}^{(2)}$ (Hathor; $(A + B)/2$) [pb]	0.040	5.78	8.11	27.36
I_4	$(I_3 - I_2)/\sigma_{\text{tot}}$ [%]	1.4	4.9	4.7	3.7

Table 3. Central values for the contribution of $\sigma_{gg}^{(2)}$ to σ_{tot} from the program Hathor (I_3 , line 2) based on the approximation of ref. [36] for the Tevatron and LHC 7,8 and 14 TeV. Also shown are (I_2 , line 1) the exact contributions to σ_{tot} computed in the present work. Line 3 shows the difference between the exact result (this paper) and the approximation from ref. [36], relative to σ_{tot} .

with version 1.4 of the program Top++ [42]. The results on line 1 are identical to the ones on line 2 of table 1 and are shown here for ease of comparison.

We observe that the difference between the exact result and the approximation of ref. [36] is numerically significant at all collider energies. In particular, at the LHC with c.m. energies of 7 and 8 TeV, the relative difference (with respect to σ_{tot}) between the approximation of ref. [36] and the exact result can be as large as 5%. Such a shift in the total hadronic cross-section is very large given that (a) it originates in a subleading channel and (b) it is comparable in size to the total theoretical uncertainty at the LHC. We are therefore led to the conclusion that such large discrepancy is calling into question the usefulness of the high-energy approximation of the heavy flavor production cross-section as a means of describing top pair production at hadron colliders.

6 Phenomenological predictions

Implementing the $\mathcal{O}(\alpha_S^4)$ correction to $\hat{\sigma}_{gg}$ (4.1) in version 1.4 of the program Top++ we obtain the following “best” predictions for the Tevatron and LHC 8 TeV:

$$\sigma_{\text{tot}}^{\text{NNLO+NNLL}}(\text{Tevatron}) = 7.010 \begin{matrix} +0.143 (2.0\%) \\ -0.228 (3.2\%) \end{matrix} [\text{scales}] \begin{matrix} +0.186 (2.7\%) \\ -0.122 (1.7\%) \end{matrix} [\text{pdf}], \quad (6.1)$$

$$\sigma_{\text{tot}}^{(\text{N})\text{NLO+NNLL}}(\text{LHC}_{8\text{TeV}}) = 220.4 \begin{matrix} +12.7 (5.7\%) \\ -10.8 (4.9\%) \end{matrix} [\text{scales}] \begin{matrix} +5.4 (2.5\%) \\ -5.6 (2.5\%) \end{matrix} [\text{pdf}]. \quad (6.2)$$

Theoretical prediction for any other LHC c.m. energy can be easily obtained with version 1.4 of the program Top++ by adjusting the collider energy in its default LHC setting.

The numbers above are derived in the following way: the partonic reaction $gg \rightarrow t\bar{t} + X$ is included at NLO+NNLL, as in ref. [29]. All other partonic channels are now known in full NNLO and are therefore included with the exact NNLO results, including NNLL soft gluon resummation for the $q\bar{q} \rightarrow t\bar{t} + X$ reaction. We use MSTW2008nnlo68cl pdf set [62], and scale and pdf variations are performed as described in ref. [29].

We present our predictions for $m_t = 173.3$ GeV. Such value for m_t is consistent with the current best measurements from the Tevatron [7] (173.18 ± 0.94 GeV), CMS [5] ($173.36 \pm 0.38 \pm 0.91$ GeV) and with the ATLAS and CMS top mass combination [6] (173.3 ± 1.4 GeV).

The measurements [1–3] we compare to, are presented at $m_t = 172.5$ GeV (both for 7 and 8 TeV). For a consistent comparison, we translate all measurements to $m_t = 173.3$

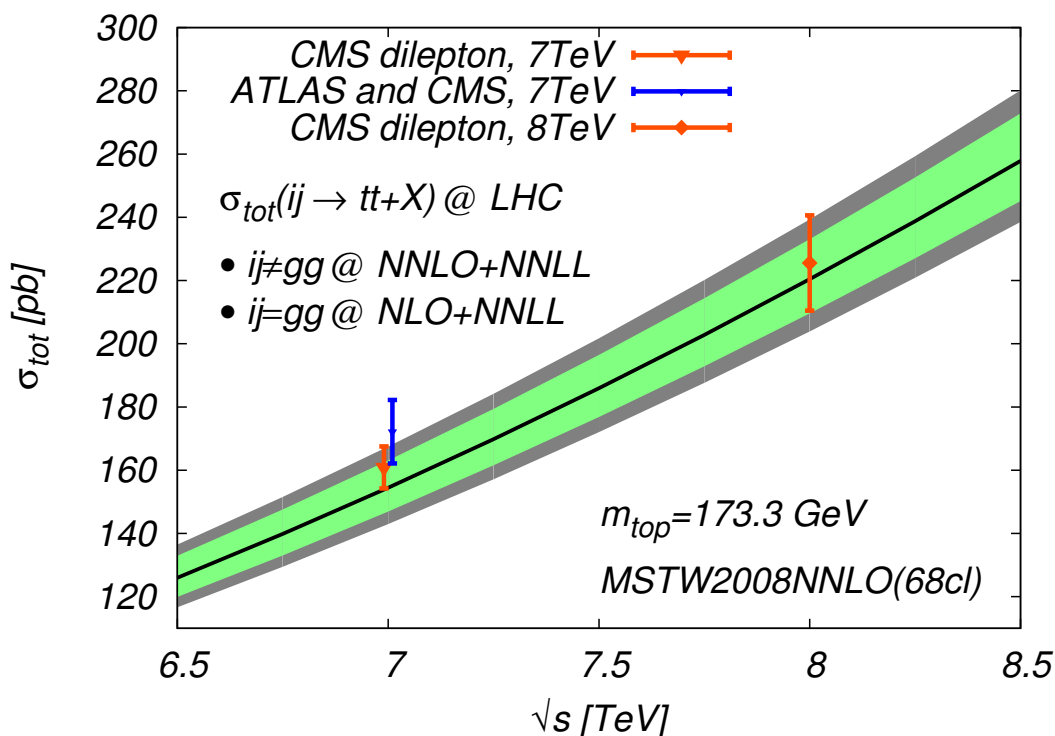


Figure 6. Our “best” prediction for the LHC as a function of the collider energy. Inner band (light green) represents scale uncertainty; total band is the linear sum of scale and pdf uncertainties. Also shown are the most precise measurements from CMS and ATLAS [1–3].

by rescaling them with a common factor of 0.993512 [1]. In principle each measurement should be rescaled with its own scaling factor, however such rescaling is available only for ref. [1]. Given the weak dependence of the measurements on the value of the top mass, however, any inconsistency due to this procedure is at the sub-percent level and is thus inconsequential given the size of the experimental and theoretical uncertainties.

As we discussed in detail in section 5.2, the inclusion of the NNLO correction to the gg reaction has notable impact on the scale dependence at the LHC. For this reason, with this paper, we update our NLO+NNLL LHC prediction from [29]. In figure 6 we compare our best prediction (6.2) with the most precise measurements from CMS and ATLAS [1–3]. We note a very good agreement between theory and data at both 7 and 8 TeV. At 8 TeV the total theoretical uncertainty is comparable to the experimental one, while at 7 TeV the experimental uncertainty is almost a factor of two smaller than the total theoretical one, mostly thanks to significantly reduced systematics. We are hopeful that the inclusion of the full NNLO correction in $gg \rightarrow t\bar{t} + X$ in the near future will further reduce the theoretical error.

We also calculate the ratio of the cross-section evaluated at 8 TeV and 7 TeV. We find that the central value of the ratio, and its uncertainty (evaluated as a restricted scale variation of the ratio, see [9]) are not significantly different from the numbers reported in ref. [9].

Before concluding this section we note that the large NNLO correction in $qg \rightarrow t\bar{t} + X$ (relative to the NLO correction in the same reaction) could be indicative of this reaction's possible relevance to the resolution of the A_{FB} puzzle at the Tevatron [63, 64].

7 Conclusions

In this paper we calculate the NNLO (i.e. $\mathcal{O}(\alpha_S^4)$) correction to the total top pair production cross-section in the partonic channel $qg \rightarrow t\bar{t} + X$. We follow the computational approach already used in refs. [38, 39] and compute the partonic cross-section numerically in 80 points on the interval $\beta \in (0, 1)$. The numerical precision of the calculation is high, typically below 1%. For the practical implementation of the result we have derived analytical fits that have simple analytical form.

Our result is consistent with its expected endpoint behavior: it vanishes at threshold $\beta = 0$ and diverges logarithmically in the high-energy limit $\beta = 1$. By imposing the known [61] exact logarithmic behavior in the high-energy limit we extract the constant in the leading power term. The value of this constant agrees with a recent prediction in ref. [36]. While the uncertainty spreads in each of the two results are not small, the observed agreement is nevertheless an important consistency check on both setups. We have demonstrated that the uncertainty on this constant is completely irrelevant phenomenologically for top pair production at the Tevatron and LHC.

The phenomenological impact of the NNLO qg correction is moderate. At the Tevatron its only effect is to lower the prediction of ref. [38] with approximately 0.8% which is well within the total theoretical uncertainty. The inclusion of the NNLO qg correction at the LHC lowers the cross-section by approximately 1% while at the same time it decreases the scale uncertainty by about $\pm 2\%$. This is a significant improvement in the theoretical prediction, which agrees well with the most recent LHC measurements at 7 and 8 TeV.

At present, the dominant source of theoretical uncertainty at the LHC is the lack of the genuinely NNLO correction in the qg -initiated reaction. We hope to report results for this last missing at NNLO channel in the near future.

Acknowledgments

We thank S. Dittmaier for kindly providing us with his code for the evaluation of the one-loop virtual corrections in $qg \rightarrow t\bar{t}q$ [52, 53]. The work of M.C. was supported by the Heisenberg and by the Gottfried Wilhelm Leibniz programmes of the Deutsche Forschungsgemeinschaft, and by the DFG Sonderforschungsbereich/Transregio 9 Computergestützte Theoretische Teilchenphysik.

Open Access. This article is distributed under the terms of the Creative Commons Attribution License which permits any use, distribution and reproduction in any medium, provided the original author(s) and source are credited.

References

- [1] CMS collaboration, *Measurement of the $t\bar{t}$ production cross section in the dilepton channel in pp collisions at $\sqrt{s} = 7$ TeV*, *JHEP* **11** (2012) 067 [[arXiv:1208.2671](#)] [[INSPIRE](#)].
- [2] CMS collaboration, *Top pair cross section in dileptons*, *CMS-PAS-TOP-12-007* (2012).
- [3] ATLAS collaboration, *Combination of ATLAS and CMS top-quark pair cross section measurements using up to 1.1 fb^{-1} of data at 7 TeV*, *ATLAS-CONF-2012-134* (2012).
- [4] CMS collaboration, *First Determination of the Strong Coupling Constant from the $t\bar{t}$ Cross Section*, *CMS-PAS-TOP-12-022* (2012).
- [5] CMS collaboration, *Combination of CMS results on the mass of the top quark using up to 5.0 fb^{-1} of data*, *CMS-PAS-TOP-11-018* (2011).
- [6] ATLAS collaboration, *Combination of ATLAS and CMS results on the mass of the top quark using up to 4.9 fb^{-1} of data*, *ATLAS-CONF-2012-095* (2012).
- [7] CDF and D0 collaboration, *Combination of the top-quark mass measurements from the Tevatron collider*, *Phys. Rev. D* **86** (2012) 092003 [[arXiv:1207.1069](#)] [[INSPIRE](#)].
- [8] G. Degrandi et al., *Higgs mass and vacuum stability in the standard model at NNLO*, *JHEP* **08** (2012) 098 [[arXiv:1205.6497](#)] [[INSPIRE](#)].
- [9] M.L. Mangano and J. Rojo, *Cross section ratios between different CM energies at the LHC: opportunities for precision measurements and BSM sensitivity*, *JHEP* **08** (2012) 010 [[arXiv:1206.3557](#)] [[INSPIRE](#)].
- [10] ATLAS collaboration, *Observation of a new particle in the search for the standard model Higgs boson with the ATLAS detector at the LHC*, *Phys. Lett. B* **716** (2012) 1 [[arXiv:1207.7214](#)] [[INSPIRE](#)].
- [11] CMS collaboration, *Observation of a new boson at a mass of 125 GeV with the CMS experiment at the LHC*, *Phys. Lett. B* **716** (2012) 30 [[arXiv:1207.7235](#)] [[INSPIRE](#)].
- [12] S. Biswas, K. Melnikov and M. Schulze, *Next-to-leading order QCD effects and the top quark mass measurements at the LHC*, *JHEP* **08** (2010) 048 [[arXiv:1006.0910](#)] [[INSPIRE](#)].
- [13] A. Denner, S. Dittmaier, S. Kallweit and S. Pozzorini, *NLO QCD corrections to $WWbb$ production at hadron colliders*, *Phys. Rev. Lett.* **106** (2011) 052001 [[arXiv:1012.3975](#)] [[INSPIRE](#)].
- [14] G. Bevilacqua, M. Czakon, A. van Hameren, C.G. Papadopoulos and M. Worek, *Complete off-shell effects in top quark pair hadroproduction with leptonic decay at next-to-leading order*, *JHEP* **02** (2011) 083 [[arXiv:1012.4230](#)] [[INSPIRE](#)].
- [15] M.V. Garzelli, A. Kardos, C.G. Papadopoulos and Z. Trócsányi, *Standard Model Higgs boson production in association with a top anti-top pair at NLO with parton showering*, *Europhys. Lett.* **96** (2011) 11001 [[arXiv:1108.0387](#)] [[INSPIRE](#)].
- [16] G. Bevilacqua, M. Czakon, C. Papadopoulos and M. Worek, *Hadronic top-quark pair production in association with two jets at next-to-leading order QCD*, *Phys. Rev. D* **84** (2011) 114017 [[arXiv:1108.2851](#)] [[INSPIRE](#)].
- [17] M.V. Garzelli, A. Kardos, C.G. Papadopoulos and Z. Trócsányi, *Z0-boson production in association with a top anti-top pair at NLO accuracy with parton shower effects*, *Phys. Rev. D* **85** (2012) 074022 [[arXiv:1111.1444](#)] [[INSPIRE](#)].

- [18] K. Melnikov, A. Scharf and M. Schulze, *Top quark pair production in association with a jet: QCD corrections and jet radiation in top quark decays*, *Phys. Rev. D* **85** (2012) 054002 [[arXiv:1111.4991](#)] [[INSPIRE](#)].
- [19] J.M. Campbell and R.K. Ellis, *Top-quark processes at NLO in production and decay*, [arXiv:1204.1513](#) [[INSPIRE](#)].
- [20] A. Denner, S. Dittmaier, S. Kallweit and S. Pozzorini, *NLO QCD corrections to off-shell top-antitop production with leptonic decays at hadron colliders*, *JHEP* **10** (2012) 110 [[arXiv:1207.5018](#)] [[INSPIRE](#)].
- [21] U. Langenfeld, S. Moch and P. Uwer, *Measuring the running top-quark mass*, *Phys. Rev. D* **80** (2009) 054009 [[arXiv:0906.5273](#)] [[INSPIRE](#)].
- [22] V. Ahrens, A. Ferroglia, M. Neubert, B.D. Pecjak and L.L. Yang, *Renormalization-group improved predictions for top-quark pair production at hadron colliders*, *JHEP* **09** (2010) 097 [[arXiv:1003.5827](#)] [[INSPIRE](#)].
- [23] M. Beneke, P. Falgari, S. Klein and C. Schwinn, *Threshold expansion of massive coloured particle cross sections*, *Nucl. Phys. Proc. Suppl.* **205-206** (2010) 20 [[arXiv:1009.4011](#)] [[INSPIRE](#)].
- [24] N. Kidonakis, *Next-to-next-to-leading soft-gluon corrections for the top quark cross section and transverse momentum distribution*, *Phys. Rev. D* **82** (2010) 114030 [[arXiv:1009.4935](#)] [[INSPIRE](#)].
- [25] V. Ahrens, A. Ferroglia, M. Neubert, B.D. Pecjak and L.-L. Yang, *RG-improved single-particle inclusive cross sections and forward-backward asymmetry in $t\bar{t}$ production at hadron colliders*, *JHEP* **09** (2011) 070 [[arXiv:1103.0550](#)] [[INSPIRE](#)].
- [26] V. Ahrens, A. Ferroglia, M. Neubert, B.D. Pecjak and L.L. Yang, *Precision predictions for the $t + \bar{t}$ production cross section at hadron colliders*, *Phys. Lett. B* **703** (2011) 135 [[arXiv:1105.5824](#)] [[INSPIRE](#)].
- [27] N. Kidonakis and B.D. Pecjak, *Top-quark production and QCD*, *Eur. Phys. J. C* **72** (2012) 2084 [[arXiv:1108.6063](#)] [[INSPIRE](#)].
- [28] M. Beneke, P. Falgari, S. Klein and C. Schwinn, *Hadronic top-quark pair production with NNLL threshold resummation*, *Nucl. Phys. B* **855** (2012) 695 [[arXiv:1109.1536](#)] [[INSPIRE](#)].
- [29] M. Cacciari, M. Czakon, M. Mangano, A. Mitov and P. Nason, *Top-pair production at hadron colliders with next-to-next-to-leading logarithmic soft-gluon resummation*, *Phys. Lett. B* **710** (2012) 612 [[arXiv:1111.5869](#)] [[INSPIRE](#)].
- [30] P. Nason, S. Dawson and R.K. Ellis, *The total cross-section for the production of heavy quarks in hadronic collisions*, *Nucl. Phys. B* **303** (1988) 607 [[INSPIRE](#)].
- [31] W. Beenakker, H. Kuijf, W. van Neerven and J. Smith, *QCD corrections to heavy quark production in $p\bar{p}$ collisions*, *Phys. Rev. D* **40** (1989) 54 [[INSPIRE](#)].
- [32] M. Czakon and A. Mitov, *Inclusive heavy flavor hadroproduction in NLO QCD: the exact analytic result*, *Nucl. Phys. B* **824** (2010) 111 [[arXiv:0811.4119](#)] [[INSPIRE](#)].
- [33] M. Beneke, P. Falgari and C. Schwinn, *Soft radiation in heavy-particle pair production: all-order colour structure and two-loop anomalous dimension*, *Nucl. Phys. B* **828** (2010) 69 [[arXiv:0907.1443](#)] [[INSPIRE](#)].

- [34] M. Czakon, A. Mitov and G.F. Sterman, *Threshold resummation for top-pair hadroproduction to next-to-next-to-leading log*, *Phys. Rev. D* **80** (2009) 074017 [[arXiv:0907.1790](#)] [[INSPIRE](#)].
- [35] M. Beneke, M. Czakon, P. Falgari, A. Mitov and C. Schwinn, *Threshold expansion of the $gg(q\bar{q}) \rightarrow Q\bar{Q} + X$ cross section at $O(\alpha_s^4)$* , *Phys. Lett. B* **690** (2010) 483 [[arXiv:0911.5166](#)] [[INSPIRE](#)].
- [36] S. Moch, P. Uwer and A. Vogt, *On top-pair hadro-production at next-to-next-to-leading order*, *Phys. Lett. B* **714** (2012) 48 [[arXiv:1203.6282](#)] [[INSPIRE](#)].
- [37] M. Beneke et al., *Inclusive top-pair production phenomenology with TOPIXS*, *JHEP* **07** (2012) 194 [[arXiv:1206.2454](#)] [[INSPIRE](#)].
- [38] P. Baernreuther, M. Czakon and A. Mitov, *Percent level precision physics at the Tevatron: first genuine NNLO QCD corrections to $q\bar{q} \rightarrow t\bar{t} + X$* , *Phys. Rev. Lett.* **109** (2012) 132001 [[arXiv:1204.5201](#)] [[INSPIRE](#)].
- [39] M. Czakon and A. Mitov, *NNLO corrections to top-pair production at hadron colliders: the all-fermionic scattering channels*, *JHEP* **12** (2012) 054 [[arXiv:1207.0236](#)] [[INSPIRE](#)].
- [40] E. Remiddi and J. Vermaseren, *Harmonic polylogarithms*, *Int. J. Mod. Phys. A* **15** (2000) 725 [[hep-ph/9905237](#)] [[INSPIRE](#)].
- [41] M. Aliev et al., *HATHOR: HAdronic Top and Heavy quarks crOss section calculatoR*, *Comput. Phys. Commun.* **182** (2011) 1034 [[arXiv:1007.1327](#)] [[INSPIRE](#)].
- [42] M. Czakon and A. Mitov, *Top++: a program for the calculation of the top-pair cross-section at hadron colliders*, [arXiv:1112.5675](#) [[INSPIRE](#)].
- [43] M. Czakon, *A novel subtraction scheme for double-real radiation at NNLO*, *Phys. Lett. B* **693** (2010) 259 [[arXiv:1005.0274](#)] [[INSPIRE](#)].
- [44] M. Czakon, *Double-real radiation in hadronic top quark pair production as a proof of a certain concept*, *Nucl. Phys. B* **849** (2011) 250 [[arXiv:1101.0642](#)] [[INSPIRE](#)].
- [45] G. Abelof and A. Gehrmann-De Ridder, *Double real radiation corrections to $t\bar{t}$ production at the LHC: the all-fermion processes*, *JHEP* **04** (2012) 076 [[arXiv:1112.4736](#)] [[INSPIRE](#)].
- [46] G. Abelof and A. Gehrmann-De Ridder, *Double real radiation corrections to $t\bar{t}$ production at the LHC: the $gg \rightarrow t\bar{t}q\bar{q}$ channel*, *JHEP* **11** (2012) 074 [[arXiv:1207.6546](#)] [[INSPIRE](#)].
- [47] G. Abelof, A. Gehrmann-De Ridder and O. Dekkers, *Antenna subtraction with massive fermions at NNLO: double real initial-final configurations*, [arXiv:1210.5059](#) [[INSPIRE](#)].
- [48] Z. Bern, V. Del Duca, W.B. Kilgore and C.R. Schmidt, *The infrared behavior of one loop QCD amplitudes at next-to-next-to leading order*, *Phys. Rev. D* **60** (1999) 116001 [[hep-ph/9903516](#)] [[INSPIRE](#)].
- [49] S. Catani and M. Grazzini, *The soft gluon current at one loop order*, *Nucl. Phys. B* **591** (2000) 435 [[hep-ph/0007142](#)] [[INSPIRE](#)].
- [50] S. Catani, S. Dittmaier and Z. Trócsányi, *One loop singular behavior of QCD and SUSY QCD amplitudes with massive partons*, *Phys. Lett. B* **500** (2001) 149 [[hep-ph/0011222](#)] [[INSPIRE](#)].
- [51] I. Bierenbaum, M. Czakon and A. Mitov, *The singular behavior of one-loop massive QCD amplitudes with one external soft gluon*, *Nucl. Phys. B* **856** (2012) 228 [[arXiv:1107.4384](#)] [[INSPIRE](#)].

- [52] S. Dittmaier, P. Uwer and S. Weinzierl, *NLO QCD corrections to $t\bar{t}$ + jet production at hadron colliders*, *Phys. Rev. Lett.* **98** (2007) 262002 [[hep-ph/0703120](#)] [[INSPIRE](#)].
- [53] S. Dittmaier, P. Uwer, S. Weinzierl, *Hadronic top-quark pair production in association with a hard jet at next-to-leading order QCD: phenomenological studies for the Tevatron and the LHC*, *Eur. Phys. J. C* **59** (2009) 625 [[arXiv:0810.0452](#)] [[INSPIRE](#)].
- [54] M. Czakon, A. Mitov and S. Moch, *Heavy-quark production in massless quark scattering at two loops in QCD*, *Phys. Lett. B* **651** (2007) 147 [[arXiv:0705.1975](#)] [[INSPIRE](#)].
- [55] M. Czakon, A. Mitov and S. Moch, *Heavy-quark production in gluon fusion at two loops in QCD*, *Nucl. Phys. B* **798** (2008) 210 [[arXiv:0707.4139](#)] [[INSPIRE](#)].
- [56] S. Catani, M. Ciafaloni and F. Hautmann, *Gluon contributions to small x heavy flavor production*, *Phys. Lett. B* **242** (1990) 97 [[INSPIRE](#)].
- [57] J.C. Collins and R.K. Ellis, *Heavy quark production in very high-energy hadron collisions*, *Nucl. Phys. B* **360** (1991) 3 [[INSPIRE](#)].
- [58] S. Catani, M. Ciafaloni and F. Hautmann, *High-energy factorization and small x heavy flavor production*, *Nucl. Phys. B* **366** (1991) 135 [[INSPIRE](#)].
- [59] S. Catani, M. Ciafaloni and F. Hautmann, *High-energy factorization in QCD and minimal subtraction scheme*, *Phys. Lett. B* **307** (1993) 147 [[INSPIRE](#)].
- [60] S. Catani and F. Hautmann, *High-energy factorization and small x deep inelastic scattering beyond leading order*, *Nucl. Phys. B* **427** (1994) 475 [[hep-ph/9405388](#)] [[INSPIRE](#)].
- [61] R.D. Ball and R.K. Ellis, *Heavy quark production at high-energy*, *JHEP* **05** (2001) 053 [[hep-ph/0101199](#)] [[INSPIRE](#)].
- [62] A.D. Martin, W.J. Stirling, R.S. Thorne and G. Watt, *Parton distributions for the LHC*, *Eur. Phys. J. C* **63** (2009) 189 [[arXiv:0901.0002](#)] [[INSPIRE](#)].
- [63] CDF collaboration, *Evidence for a mass dependent forward-backward asymmetry in top quark pair production*, *Phys. Rev. D* **83** (2011) 112003 [[arXiv:1101.0034](#)] [[INSPIRE](#)].
- [64] D0 collaboration, V.M. Abazov et al., *Forward-backward asymmetry in top quark-antiquark production*, *Phys. Rev. D* **84** (2011) 112005 [[arXiv:1107.4995](#)] [[INSPIRE](#)].