



PUBLISHED FOR SISSA BY SPRINGER

RECEIVED: September 10, 2015

ACCEPTED: November 4, 2015

PUBLISHED: November 23, 2015

Lattice study on QCD-like theory with exact center symmetry

Takumi Iritani,^a Etsuko Itou^b and Tatsuhiro Misumi^{c,d}

^a*Department of Physics and Astronomy, Stony Brook University,
Stony Brook, NY 11794-3800, U.S.A.*

^b*KEK Theory Center, High Energy Accelerator Research Organization (KEK),
1-1 Oho, Tsukuba, Ibaraki 305-0801, Japan*

^c*Department of Mathematical Science, Akita University,
1-1 Tegata Gakuen-machi, Akita 010-8502, Japan*

^d*Research and Education Center for Natural Science, Keio University,
4-1-1 Hiyoshi, Yokohama, Kanagawa 223-8521, Japan*

E-mail: takumi.irritani@stonybrook.edu, eitou@post.kek.jp,
misumi@phys.akita-u.ac.jp

ABSTRACT: We investigate QCD-like theory with exact center symmetry, with emphasis on the finite-temperature phase transition concerning center and chiral symmetries. On the lattice, we formulate center symmetric SU(3) gauge theory with three fundamental Wilson quarks by twisting quark boundary conditions in a compact direction (Z_3 -QCD model). We calculate the expectation value of Polyakov loop and the chiral condensate as a function of temperature on $16^3 \times 4$ and $20^3 \times 4$ lattices along the line of constant physics realizing $m_{PS}/m_V = 0.70$. We find out the first-order center phase transition, where the hysteresis of the magnitude of Polyakov loop exists depending on thermalization processes. We show that chiral condensate decreases around the critical temperature in a similar way to that of the standard three-flavor QCD, as it has the hysteresis in the same range as that of Polyakov loop. We also show that the flavor symmetry breaking due to the twisted boundary condition gets qualitatively manifest in the high-temperature phase. These results are consistent with the predictions based on the chiral effective model in the literature. Our approach could provide novel insights to the nonperturbative connection between the center and chiral properties.

KEYWORDS: Confinement, Spontaneous Symmetry Breaking, Lattice Gauge Field Theories

ARXIV EPRINT: [1508.07132](https://arxiv.org/abs/1508.07132)

Contents

1	Introduction	1
2	Z_3-QCD model	3
2.1	Formulation as a continuum theory	3
2.2	Chiral structure and flavor symmetry in Z_3 -QCD model	4
2.3	Expected properties from chiral model and QCD with a finite chemical potential	5
3	Simulation setup	5
4	Simulation results	7
4.1	Polyakov loops and center symmetry	7
4.2	Chiral condensates	9
5	Summary and discussion	13
A	The flavor-dependent b.c. as imaginary chemical potential	15
B	Comment on the other possible Z_3 symmetric theory	15
C	PCAC mass and PS meson mass	16

1 Introduction

Strong dynamics based on Quantum ChromoDynamics (QCD) induces two main nonperturbative phenomena, “quark confinement” and “spontaneous chiral symmetry breaking”, which are the main themes of research on strong-coupling dynamics. While both of the two phenomena are caused by infrared physics based on the asymptotic freedom, it is not fully understood how they are related with each other. Some of lattice QCD simulations show that these two phenomena are almost simultaneously turned off at a certain temperature [1–3], where the transition to the quark-gluon plasma (QGP) phase occurs. Regarding the connection between the two phenomena, we here have several questions: do the transitions take place at the same temperature? Does one of the transitions induce the other? Investigating these questions could lead to understanding of the nonperturbative relation between confining and chiral symmetry breaking. There are several approaches for study on the linkage between these phenomena, including the analysis on quark confinement in terms of chiral symmetry breaking [4–11] or vice versa [12, 13] from lattice QCD, and the effective models motivated by both chiral and center symmetries [14–18].

In the presence of exact Z_3 center symmetry, one can study the confining/deconfining phase transition by use of the expectation value of the Polyakov loop. Since it is the order parameter of Z_3 center symmetry, it works as an indicator of confining/deconfining through the quark free energy. Quenched QCD (without dynamical quarks) [1] and adjoint QCD (with adjoint quarks instead of fundamental ones) [19] are examples of this case. However, their results on coincidence of the transition temperatures are inconsistent: for the quenched QCD it is reported that the transition temperatures coincides while they do not for the adjoint QCD. In the first place, these two theories are too far from the realistic QCD in a sense that one contains no dynamical quarks while the other contains an excessive amount of dynamical degrees of freedom of quarks.

For the physical $N_f = 2 + 1$ QCD, where u - and d -quark masses are degenerated while s -quark has a heavier mass, things get more involved: the dynamical fundamental quarks explicitly break center symmetry, so what we can do the best is study the crossover transition based on the expectation values of the Polyakov loop. In the literature [2, 3], one finds inconsistent results on coincidence of the crossover temperatures of center and chiral transitions, depending on the scheme and setup of the lattice simulations: some works argue that the two critical temperatures are very close [2] while the others show that they are not [3].

One ideal situation for studying this topic in details is that the *exact center symmetry* and the *dynamical fundamental quarks* are reconciled. As well-known, the existence of dynamical fundamental quarks breaks center symmetry explicitly, thus the above accommodation seems infeasible. However, appropriate boundary conditions for quarks enable us to realize such a situation. By imposing three different twisted boundary conditions on the three fundamental quarks (shifted by $2\pi/3$) in the compact imaginary-time direction, we realize center symmetric SU(3) gauge theory with three dynamical quarks in fundamental representation on $R^3 \times S^1$ (Z_3 -QCD model) [20–24]. By investigating this model, we could make progress in elucidating the connection between confining/deconfining and chiral transitions. The analytical study on this theory based on the Polyakov-loop extended chiral model [15, 16, 18] was initiated in ref. [23], which shows that the center symmetry is spontaneously broken at certain temperature, associated by the manifestation of flavor symmetry breaking. Although the chiral model helps understand rough picture of the nonperturbative properties, we cannot fully eliminate the model artifacts.

In this paper, we numerically investigate finite-temperature Z_3 -QCD model on the lattice, with emphasis on center phase transition and its influence on the chiral properties. We formulate center symmetric SU(3) lattice gauge theory with three fundamental Wilson quarks by twisting the boundary conditions in the imaginary time direction. We calculate the expectation value of Polyakov loop and the chiral condensate on $16^3 \times 4$ and $20^3 \times 4$ lattices with $m_{PS}/m_V = 0.70$ fixed. We find out the first-order center phase transition at certain temperature, where the hysteresis exists depending on the initial condition for the configuration generation. We show that the chiral condensate rapidly decreases around the center critical temperature and has the hysteresis too. We also verify manifestation of the flavor symmetry breaking in the flavor-diagonal meson sector in the high-temperature phase, which was predicted in the effective chiral model study.

The structure of the paper follows: in section 2, we briefly review the construction of Z_3 -QCD model in the continuum theory and introduce the expected properties based on the chiral model study. In section 3, we formulate Z_3 -QCD model on the lattice and note details of the simulation setup including the parameter fixing for finite-temperature simulations. In section 4, we show our results for the phase transitions associated with the center and chiral symmetries. Section 5 is devoted to summary and discussion.

2 Z_3 -QCD model

2.1 Formulation as a continuum theory

We give a brief review of Z_3 center-symmetric SU(3) gauge theory with three fundamental quarks on $R^3 \times S^1$ proposed in refs. [20]. Here, the compact dimension can be seen as imaginary time direction in the present work. We first consider the partition function Z in Euclidian spacetime with one compact dimension as

$$Z = \int D\Psi D\bar{\Psi} DA \exp[-S], \quad (2.1)$$

$$S = \int d^3x \int_0^\beta d\tau \left[\sum_f \bar{\Psi}_f (\gamma_\mu D_\mu + m) \Psi_f + \frac{1}{2g^2} \text{tr} F_{\mu\nu}^2 \right], \quad (2.2)$$

where Ψ_f is a quark field for degenerate three-flavor quarks with flavor index $f = 1, 2, 3$. $D_\mu \equiv \partial_\mu - iA_\mu$ is a covariant derivative with the SU(3) gauge field A_μ and the field strength is given by $F_{\mu\nu} = \partial_\mu A_\nu - \partial_\nu A_\mu - i[A_\mu, A_\nu]$.

We here regard a compact dimension (τ) as imaginary time direction, and impose an anti-periodic boundary condition on a quark field in the direction as

$$\Psi_f(\vec{x}, \tau = \beta) = -\Psi_f(\vec{x}, \tau = 0). \quad (2.3)$$

By adopting this boundary condition, we now work on the finite-temperature system with $\beta = 1/T$.

It is known that the above action itself is invariant under the Z_3 center transformation, which is generated by the center elements of global color SU(3) transformation. However, this transformation eventually gives rise to $2\pi/3$ shift of phase of the quark boundary condition as

$$\Psi_f(\vec{x}, \tau = \beta) = -e^{i2\pi k/3} \Psi_f(\vec{x}, \tau = 0), \quad (2.4)$$

with $k = 0, 1, 2$. Thereby, the Z_3 center symmetry is explicitly broken via the fundamental-quark boundary conditions (2.3), (2.4) in the usual three-flavor SU(3) gauge theory, and of course in the realistic $N_f = 2 + 1$ QCD.

We now consider a case that the three flavors have distinct boundary conditions as following,

$$\Psi_f(\vec{x}, \tau = \beta) = -e^{i2\pi(f-1)/3} \Psi_f(\vec{x}, \tau = 0), \quad (2.5)$$

for $f = 1, 2, 3$. It is nothing but SU(3) gauge theory in the presence of three fundamental quarks with flavor-dependent boundary conditions.

For this case, the Z_3 transformation in eq. (2.4) shifts the quark boundary conditions as

$$\Psi_f(\vec{x}, \tau = \beta) = -e^{i2\pi(k+f-1)/3}\Psi_f(\vec{x}, \tau = 0). \quad (2.6)$$

The twisted angles for the three flavors are changed into $k + f - 1$, but this can be straightforwardly relabeled as $f - 1$ and returns back to the first place in eq. (2.5). In other words, we can rename the flavor $f + k$ as $f \pmod{3}$. This means that the three-flavor $SU(3)$ gauge theory with the special twisted boundary condition eq. (2.5) is invariant under the Z_3 center transformation. We call this exactly-center-symmetric model as Z_3 -QCD model [20–24]. We note that the flavor-dependent twisted boundary condition is translated into the insertion of the flavor-dependent imaginary chemical potential by use of gauge transformation as shown in appendix A. Hereafter, we use $f = u, d, s$ instead of $f = 1, 2, 3$ as indices for flavor.

2.2 Chiral structure and flavor symmetry in Z_3 -QCD model

We here comment on flavor symmetry possessed by Z_3 -QCD model in the massless limit. In Z_3 -QCD, due to the boundary conditions, the flavor-chiral $SU(3)_L \times SU(3)_R$ symmetry is explicitly broken to its Cartan subgroup $U(1)_L^2 \times U(1)_R^2$ generated by λ_3, λ_8 of the Gellmann matrix elements. However, this influence from the boundary condition disappears in the infinite compact-circumference limit, or in the zero-temperature limit. Thus, in this limit, Z_3 -QCD is reduced to the standard three-flavor QCD at zero temperature.

For nonzero temperature, the effects of the twisted boundary condition exists in principle, namely the flavor-chiral symmetry is broken to $U(1)_L^2 \times U(1)_R^2$ at the action level. In this work, we regard this Cartan subgroup as the specific flavor-chiral symmetry of the Z_3 -QCD model. Thus, the pattern of the chiral symmetry breaking is basically given by $U(1)_L^2 \times U(1)_R^2 \rightarrow U(1)_V^2$ in this model. While the chiral transition in the standard three-flavor QCD model is believed to be first-order in the chiral limit based on the universality class [25], the same discussion is probably not valid for the Z_3 -QCD model.

Here, we make a supplemental comment on the flavor-chiral symmetry $U(1)_L^2 \times U(1)_R^2$ in the Z_3 -QCD model discussed above. It is notable that, indeed, we do not know at how high temperature the physical quantities start to be affected by the twisted boundary condition. It may be as soon as the temperature is turned on or may be at a certain nonzero temperature. Actually, as we will see in the next subsection, the study based on the chiral effective model indicates that the chiral condensate is insensitive to the boundary condition below the center phase transition temperature, where the flavor symmetry breaking due to the boundary condition is not manifest in the effective thermodynamic potential.

The significance of this model is that we can study the phase transition with respect to the Z_3 center symmetry by calculating expectation values of Polyakov loop, even in the presence of the dynamical fundamental quarks. We here have physical and theoretical questions: if the phase transition occurs, what is the order of the phase transition? How is the chiral condensate affected by the center phase transition? We study these topics in the next section numerically, although our simulations are not carried out in the chiral limit. The study on such an ideal model with the exact center symmetry may help elucidate the relation of center and chiral properties from novel viewpoints.

2.3 Expected properties from chiral model and QCD with a finite chemical potential

In the study of Z_3 -QCD based on the Polyakov-loop-extended NJL (PNJL) model [15, 16, 18], the following three properties are predicted [23] (we call this model just as the effective chiral model in the present paper.):

- (i) Z_3 center symmetry is spontaneously broken in the high-temperature phase, where the order of the phase transition is first.
- (ii) Although the SU(3) flavor symmetry the standard three-flavor QCD has is spoiled by the twisted boundary condition at the action level, the effective thermodynamical potential of the PNJL model in the low-temperature phase is not affected by the boundary condition. It is expected that the Z_3 -QCD model becomes SU(3) flavor-symmetric in the phase. On the other hand, the flavor symmetry breaking becomes manifest in the high-temperature phase.
- (iii) In a chiral limit, even above the critical temperature of the center symmetric phase transition, the chiral condensate has a nonzero value and the chiral symmetry is still broken. It might be an artifact coming from the model cutoff in the chiral effective model. Instead, the value of chiral condensate has a specific jump at the center critical temperature.

The present model is also related to the works on QCD with finite imaginary chemical potential. As discussed in refs. [26, 27], the partition function has $2\pi/3$ periodicity in the imaginary chemical potential. Thus we speculate that the critical temperature for the chiral phase transition in the present model, which also has $2\pi/3$ periodicity of the temporal direction, could be the same as that of the standard three-flavor QCD.

3 Simulation setup

We utilize the Iwasaki gauge action with naive Wilson fermions in our lattice numerical simulation. The definition of the action is given by

$$S = S_g + S_f,$$

$$S_g = \beta \sum_x \left(c_0 \sum_{\mu < \nu; \mu, \nu = 1}^4 W_{\mu\nu}^{1 \times 1}(x) + c_1 \sum_{\mu \neq \nu; \mu, \nu = 1}^4 W_{\mu\nu}^{1 \times 2}(x) \right), \quad (3.1)$$

$$S_f = \sum_{f=u,d,s} \sum_{x,y} \bar{\psi}_x^f M_{x,y} \psi_y^f, \quad (3.2)$$

where $\beta = 6/g^2$, in which g is a lattice bare gauge coupling constant, $c_1 = -0.331$, $c_0 = 1 - 8c_1$ and $W^{1 \times 1}$ and $W^{1 \times 2}$ denote the plaquette and rectangular, respectively. In eq. (3.2),

$$M_{x,y} = \delta_{x,y} - \kappa \sum_{\mu=1}^4 \left\{ (1 - \gamma_\mu) U_{x,\mu} \delta_{x+\hat{\mu},y} + (1 + \gamma_\mu) U_{y,\mu}^\dagger \delta_{x,y+\hat{\mu}} \right\}. \quad (3.3)$$

β	1.30	1.40	1.50	1.55	1.60	1.70	1.80	1.90	1.95	2.00	2.10	2.20
κ	0.2019	0.1975	0.1921	0.1892	0.1861	0.1793	0.1725	0.1663	0.1636	0.1611	0.1571	0.1539

Table 1. Simulation parameters: β and κ .

Here κ is the hopping parameter. We note that the value of κ in Z_3 -QCD model is universal for all flavors.

To realize the twisted boundary condition in eq. (2.5) on the lattice, we introduce the following boundary conditions for the link variable only in the fermion action eq. (3.2):

$$\begin{aligned}
 U_4(\vec{x}, \tau = N_\tau) &= -U_4(\vec{x}, \tau = 0) && \text{for } u\text{-flavor} , \\
 U_4(\vec{x}, \tau = N_\tau) &= -e^{2\pi i/3} U_4(\vec{x}, \tau = 0) && \text{for } d\text{-flavor} , \\
 U_4(\vec{x}, \tau = N_\tau) &= -e^{4\pi i/3} U_4(\vec{x}, \tau = 0) && \text{for } s\text{-flavor} .
 \end{aligned}
 \tag{3.4}$$

These conditions from top to bottom are the same with those for the standard finite-temperature QCD with imaginary chemical potential; $\mu_I = 0, 2\pi/3$ and $4\pi/3$, respectively. We have to use the Rational Hybrid Monte Carlo (RHMC) algorithm to calculate the fermion determinant for each flavor, since three fermions have a different boundary condition with each other.

Firstly, we perform the zero-temperature simulation using 16^4 lattices to obtain the line of constant-physics. We carry out the simulations for several values of hopping parameter κ with each β value and measure the flavor-singlet pseudo-scalar mass (m_{PS}) and vector meson mass (m_V) for each flavor. The number of trajectories we generate is 2,000 – 3,000, and we measure the correlator of these hadronic states every 10 Monte Carlo trajectories. The estimated autocorrelation length is around 100 trajectories in this simulation. We summarize results on mass measurement in table 2 and 3 in appendix C.

We fix the ratio between m_{PS} and m_V constant, namely $m_{PS}/m_V = 0.70$, and tune the value of hopping parameter for each β shown in table 1. Using these parameter sets in table 1, we perform the finite temperature simulation on $16^3 \times 4$ and $20^3 \times 4$. The number of trajectories for the finite temperature lattice setup is 500 – 5,000. We measure the Polyakov loop in temporal direction for every Monte Carlo trajectory and the chiral condensate every 10 trajectories.

We note that the masses of flavor-singlet mesons are the same with that of the standard three-flavor QCD in zero-temperature. It shows that, at least in the flavor-singlet sector, the breaking of $SU(3)_L \times SU(3)_R$ flavor-chiral symmetry due to the Z_3 twisted boundary condition (2.5) is not observed for zero-temperature. It is consistent with the general argument in the previous section and the result of PNJL model in section 2.3.

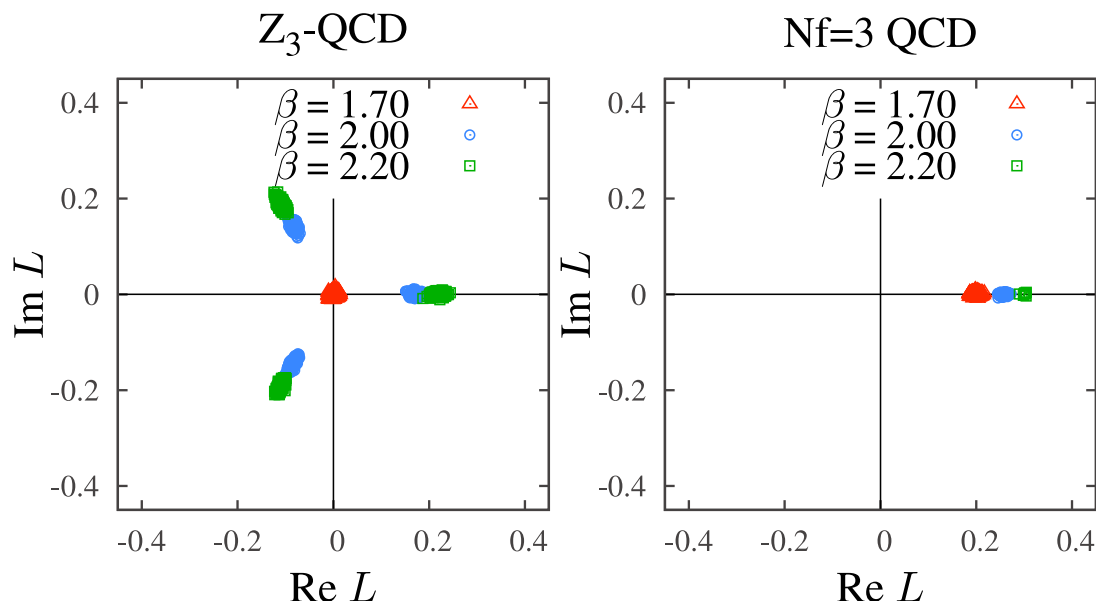


Figure 1. Polyakov loop distribution plot in Z_3 -QCD (left) and the standard three-flavor QCD (right). Based on $16^3 \times 4$ lattice for $\beta = 1.70, 2.00, 2.20$ with the same values of κ in both panels.

4 Simulation results

4.1 Polyakov loops and center symmetry

We first show the existence of Z_3 center symmetry in the present model based on the distribution plot of Polyakov loop (L),

$$L = \frac{1}{V} \sum_{\vec{x}} \frac{1}{3} \text{tr} \left[\prod_{i=1}^{N_\tau} U_\tau(\vec{x}, i) \right]. \quad (4.1)$$

Here V denotes the spacial volume in a lattice unit. As shown in the left panel of figure 1, the Polyakov loops are distributed around the origin in the low β regime while three vacua exist in the high β regime for Z_3 -QCD. On the other hand, those in the standard three-flavor SU(3) gauge theory in the right panel of figure 1 indicate explicit breaking of Z_3 center symmetry. These results obviously show that the Z_3 -QCD model possesses exact Z_3 center symmetry at the action level while it seems to undergo spontaneous breaking of the symmetry in the high-temperature phase.

Next, we investigate temperature dependence of the Polyakov loop by varying β along with the line of constant-physics, namely $m_{PS}/m_V = 0.70$, shown in table 1. We generate configurations with two types of initial condition; cold start and hot start. In both panels of figure 2, the triangle (blue) symbol denotes the data started with “cold start”. The corresponding initial configuration lives in the ordered phase, and we set all initial link variables to unity. On the other hand, the circle (red) symbol denotes the ones started with “hot start”. The corresponding configuration is in the disordered phase, and the initial link variable is a random number. The square (black) symbol shows the result of the standard three-flavor QCD with the periodic boundary condition for spacial directions

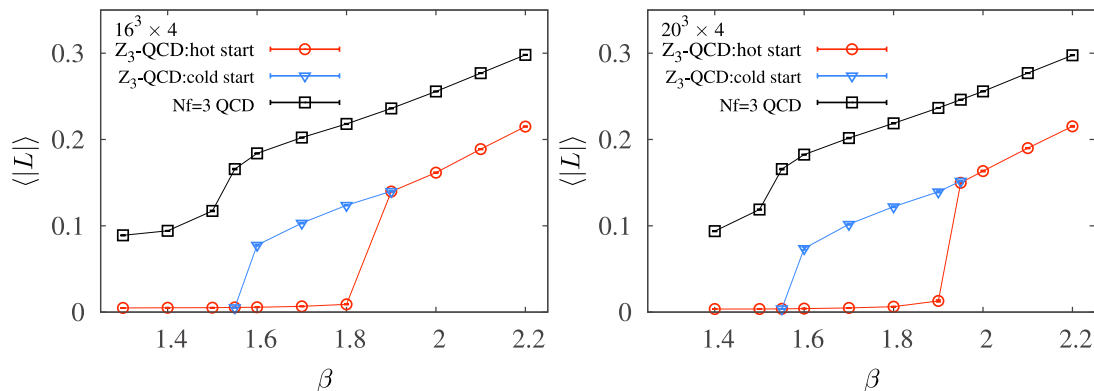


Figure 2. β dependence of the magnitude of Polyakov loop ($\langle |L| \rangle$) for the Z_3 -QCD and standard three-flavor QCD on $16^3 \times 4$ (left) and $20^3 \times 4$ (right) lattices. For the Z_3 -QCD model, the data of $\langle |L| \rangle$ started with the cold start (triangle (blue) symbols) have a clear jump from zero to non-zero values around the region $1.55 \leq \beta \leq 1.60$ in both panels, while the jump occurs in $1.80 \leq \beta \leq 1.90$ (left) and $1.90 \leq \beta \leq 1.95$ (right) for the data generated by the hot start (circle (red) symbols). In the regions between these two jumps, the hysteresis exists in Z_3 -QCD model. On the other hand, the data of the standard three-flavor ($N_f = 3$) QCD (square (black) symbols) do not show such a jump from zero to nonzero nor hysteresis.

and the anti-periodic condition for temporal direction with the same values of β and κ as Z_3 -QCD simulations.

Now, let us look into the results in details.

Firstly, for the Z_3 -QCD model, we find hysteresis in the range of $1.55 < \beta < 1.90$ depending on the initial conditions (cold or hot). On the other hand, we find that there are no hysteresis in the data for the standard three-flavor QCD. We note that the hysteresis is a signal of the first order phase transition.

Secondly, in the low-temperature phase, the magnitude of Polyakov loop is exactly zero for the Z_3 -QCD model. It originates in the existence of exact Z_3 center symmetry. From these results, we argue that the Z_3 -QCD model undergoes first-order phase transition, where the Z_3 center symmetry is spontaneously broken, while the standard three-flavor QCD undergoes the crossover transition.

Figure 3 shows the Polyakov loop susceptibility defined by

$$\chi_{\langle |L| \rangle} \equiv V [\langle |L|^2 \rangle - \langle |L| \rangle^2]. \quad (4.2)$$

The meaning of colors of symbols is the same as the one in figure 2. The data for the Z_3 -QCD model has a relatively clear signal of peaks around $\beta = 1.60$ and $\beta = 1.90$ for cold and hot starts, respectively. The peak appears because of the co-existing states between the two phases associated with the phase transition [28]. On the other hand, the standard three-flavor QCD does not show a clear transition point. Actually, such a situation makes it difficult to determine the critical temperature in the physical QCD [29–31].

We also investigate the volume dependence of the critical β and find small finite volume effect, which we will not discuss further in the present paper. The precise determination of the critical temperature in the large volume and continuum limits remains as a future work.

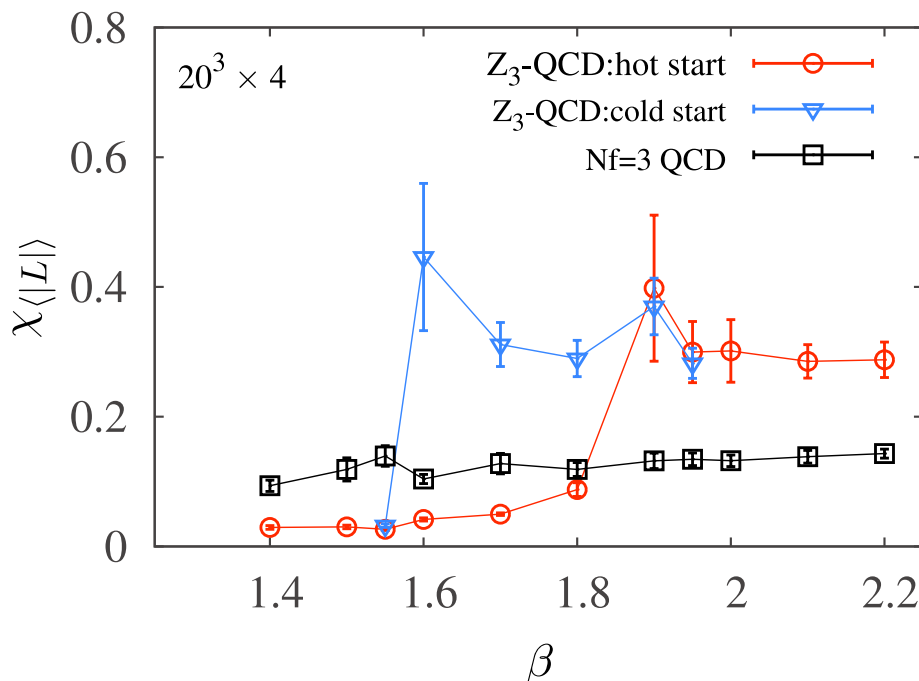


Figure 3. Polyakov loop susceptibility $\chi_{\langle|L|\rangle}$ as a function of β on $20^3 \times 4$ lattices. Circle (red) and triangle (blue) symbols denote the data generated with hot and cold starts in Z_3 -QCD model, respectively. Square (black) symbol shows the data for standard three-flavor ($N_f = 3$) QCD model.

Our results on center symmetric phase transition indicates the following points:

- (1) Z_3 -QCD model on the lattice possesses exact Z_3 center symmetry.
- (2) Z_3 center symmetry is spontaneously broken in the high-temperature phase.
- (3) The order of the center phase transition is first.

4.2 Chiral condensates

Here, we investigate the chiral property in the finite-temperature Z_3 -QCD mode, which is characterized by the chiral condensate. In the chiral limit, the non-vanishing chiral condensate is a signal of the spontaneous chiral symmetry breaking. As we discussed in section 2.2, because of the twisted boundary condition, the symmetry breaking pattern is expected to be $U(1)_L^2 \times U(1)_R^2 \rightarrow U(1)_V^2$ in the present model. On the other hand, as we have discussed in section 2.3, the result of the chiral model implies that the flavor symmetry breaking due to the flavor-dependent twisted boundary condition gets manifest only in the high-temperature phase [23]. To investigate this conjecture, we will investigate the chiral condensate for each flavor independently.

Since our simulation is performed for heavy mass region $m_{PS}/m_V = 0.70$ and utilize the Wilson fermion, no chiral phase transition takes place. Nevertheless, we expect that, in the system with massive fermions, decrease of chiral condensate indicates effective and approximate restoration of chiral symmetry. Actually, several lattice numerical simulations

in these years reveal the chiral property for the realistic $N_f = 2 + 1$ QCD at finite temperature based on chiral condensate and its susceptibility as the effective order parameter. We note that the recent lattice results using the staggered fermions and domain-wall fermions give the consistent chiral critical temperature [29–31].

We consider the following flavor-diagonal expectation value of the subtracted chiral condensate [32–34] for each flavor [35–37] (we do not consider flavor-mixing condensate in the present paper.),

$$\langle \bar{\psi}^f \psi^f \rangle_{\text{subt.}} = (2m_{\text{PCAC}})(2\kappa)^2 \sum_x \langle P(\vec{x}, t) P^\dagger(\vec{0}, 0) \rangle. \quad (4.3)$$

Here, m_{PCAC} is partially conserved axial current (PCAC) mass, and P denotes the pseudo scalar state defined by $P \equiv \bar{\psi}^f \gamma_5 \psi^f$, for the corresponding flavor (f) in l.h.s. . The PCAC mass is defined via axial Ward identity;

$$2m_{\text{PCAC}} = \frac{\sum_{\vec{x}} \partial_4 \langle A_4(\vec{x}, t) P^\dagger(\vec{0}, 0) \rangle}{\sum_{\vec{x}} \langle P(\vec{x}, t) P^\dagger(\vec{0}, 0) \rangle}, \quad (4.4)$$

where A_μ corresponds to the axial vector current defined by $A_\mu = \bar{\psi}^f \gamma_5 \gamma_\mu \psi^f$. Here again, the label of flavor (f) is fixed. The values of m_{PCAC} are summarized in appendix C.

Before showing our results of numerical simulation for chiral condensates for each flavor, we comment on the notation of flavor in this study. To fix the name of quarks, we firstly observe the complex phase (ϕ) of Polyakov loop given as $L = |L|e^{i\phi}$ for each configuration. As discussed in the previous section, in the center-symmetric phase the definition of the complex phase is meaningless since $\langle |L| \rangle = 0$, while in the center broken phase we can define the value of ϕ .¹ Next, we measure the correlators in eq. (4.3) using the Dirac operator given in eq. (3.3), where the link valuable has the boundary condition given by

$$U_\tau(\vec{x}, \tau = N_\tau) = -e^{i\theta} U_\tau(\vec{x}, 0), \quad (4.5)$$

where θ takes value 0 or $\pm 2\pi/3$. We define the flavor u as in

$$\phi + \theta = 0 \pmod{2\pi} \text{ for } u\text{-flavor}, \quad (4.6)$$

while the flavor d and s are defined with the following total phases;

$$\phi + \theta = 2\pi/3 \pmod{2\pi} \text{ for } d\text{-flavor}, \quad (4.7)$$

$$\phi + \theta = 4\pi/3 \pmod{2\pi} \text{ for } s\text{-flavor}. \quad (4.8)$$

Figure 4 shows the β dependence of the chiral condensate for u -flavor of the Z_3 - and three-flavor QCD. Circle (red), triangle (blue) and square (black) symbols stand for those data associated with the hot start and cold start in Z_3 -QCD model and the standard three-flavor QCD at finite temperature, respectively. All results have common qualitative properties, where the chiral condensate gradually decreases as β increases. It is also notable

¹In principle the vacuum tunneling between three equivalent vacua makes difficult giving a clear definition of the phase. However, in our simulations, we did not encounter such difficulty.

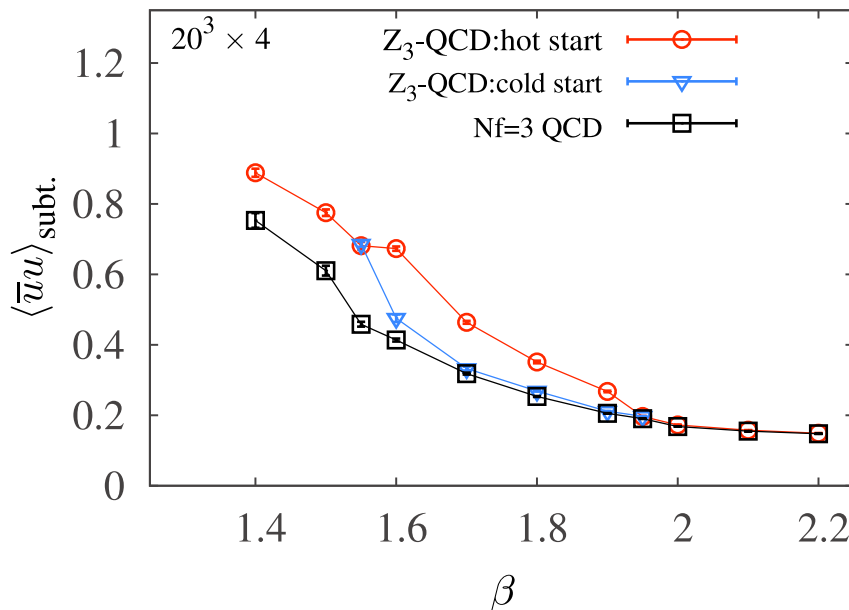


Figure 4. β dependence of the expectation values of subtracted chiral condensates $\langle \bar{u}u \rangle_{\text{subt.}}$ for Z_3 -QCD and three-flavor QCD on $20^3 \times 4$ lattices. Circle (red), triangle (blue) and square (black) symbols stand for those data associated with the hot start and cold start in Z_3 -QCD model and the standard three-flavor QCD, respectively. The error bar denotes the statistical error coming from the pseudo-scalar correlator in eq. (4.3).

that β dependence of chiral condensates in Z_3 -QCD model has hysteresis between the cold and hot starts as with that of the Polyakov loop. These results imply that effective restoration of the chiral symmetry is progressing from $\beta = 1.55$ to $\beta = 1.95$ for the Z_3 -QCD model. These values of β where the hysteresis exists are the same as those of the center phase transition. Furthermore, the decreasing rate of chiral condensate in Z_3 -QCD model is relatively larger than the one in the standard three-flavor QCD.

According to the arguments in refs. [26, 27], the partition function for QCD has $2\pi/3$ periodicity in the imaginary chemical potential, and it is expected that the chiral phase transition temperature in our model is the same as that of the standard three-flavor QCD. On the other hand, since the flavor-chiral symmetry in Z_3 -QCD model in the chiral limit is broken to $U(1)_L^2 \times U(1)_R^2$ due to the twisted boundary condition, we may have the smaller number of Nambu-Goldstone modes than the usual three-flavor QCD, which lifts the phase transition temperature in general [38]. (As we have discussed, the chiral effective model indicates that the full flavor symmetry is effectively preserved in the low-temperature phase, and in such a case we should have the common number of Nambu-Goldstone modes.) Our results in figure 4 indicate qualitatively the same chiral crossover temperature in Z_3 -QCD and three-flavor QCD, while, to be quantitative, the temperature in Z_3 -QCD seems slightly higher than that in the three-flavor QCD. We do not yet have sufficient ingredients to conclude on this question. Higher statistics and investigation of its susceptibility are necessary to determine the critical temperature in the massless limit. It is of well-known

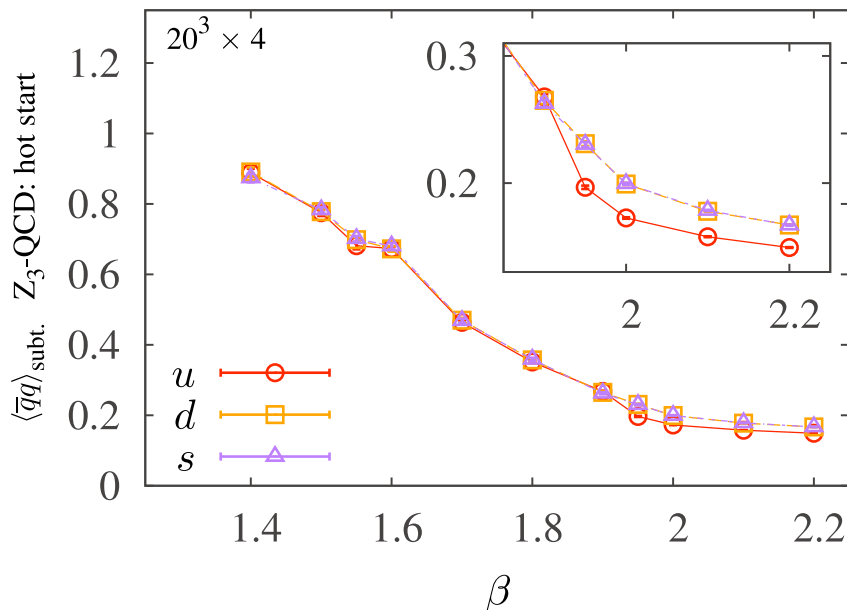


Figure 5. β and flavor dependences of the expectation values of subtracted chiral condensates $\langle \bar{q}q \rangle$ for each flavor in Z_3 -QCD model. The lattice size is $20^3 \times 4$. Circle (red), square (orange) and triangle (violet) symbols denote u -, d - and s -flavor generated with hot start, respectively.

difficulty to determine the critical temperature of the chiral phase transition.²

We also note that the absolute values of the chiral condensates in Z_3 - and three-flavor QCD are different in the low-temperature phase, which may indicate the qualitative difference of the chiral property between the two theories.

Next, we focus on the flavor symmetry breaking in the high-temperature phase. Figure 5 shows the expectation values of chiral condensates for each flavor. Here, circle (red), square (orange) and triangle (violet) symbols denote u -, d - and s -flavor generated with hot start, respectively. Three components of chiral condensate are degenerate in the low-temperature phase. On the other hand, in the high-temperature phase, there appears clear flavor symmetry breaking. Two of them, whose total complex phase ($\phi + \theta$) are nontrivial, are degenerated because of the momentum shift of the twisted boundary condition. It indicates that at least the Z_3 center of $SU(3)$ flavor symmetry, which commutes with the Cartan subgroup, is effectively preserved in the low-temperature phase, while the breaking of this symmetry gets manifest in the high-temperature phase. Although our simulation cannot fully verify the conjecture of the chiral model shown in (ii) of section 2.3, which states that the $SU(3)$ flavor symmetry is not affected by the twisted boundary condition in the low-temperature phase, the above result on the Z_3 flavor symmetry is consistent with this conjecture. On the other hand, figure 4 shows the different values of chiral condensates between the Z_3 and three-flavor QCD, thus the two theories seem to have difference in chiral and flavor properties. Further study is required to understand the structure of flavor and chiral symmetry in the Z_3 -QCD model.

²See the references in [39].

5 Summary and discussion

In this work we numerically simulate the finite-temperature Z_3 -QCD model on the lattice by introducing flavor-dependent twisted boundary conditions, with emphasis on center phase transition and its influence on the chiral properties. We calculate the finite-temperature expectation value of Polyakov loop and the flavor-diagonal chiral condensates on $16^3 \times 4$ and $20^3 \times 4$ lattices on the line of constant physics realizing $m_{PS}/m_V = 0.70$. We find out the first-order center phase transition at a certain temperature with the hysteresis depending on the initial conditions for configuration generation. The chiral crossover transition takes place around the critical temperature of center transition, where it also has hysteresis in the same range as that of the center phase transition. By comparing this approximate chiral restoration to that of the standard three-flavor QCD, we find that the decrease of chiral condensate in Z_3 -QCD is more rapid while temperatures of the two crossover transitions are almost the same. We also obtain the result which supports the manifestation of flavor symmetry breaking due to the boundary condition in the high-temperature phase, which was predicted in the study of the effective chiral model.

One of motivations for this work is study how the chiral condensate reacts to the center phase transition. Our preliminary result indicates not only that the chiral condensate has rapid decrease around the center critical temperature, but also that it has the hysteresis in the same range as that of the center phase transition. Based on this result, we argue that the chiral and center properties at finite temperature have a strong correlation at least in the present model. One possible reason for the correlation is that the first-order center phase transition might work as a trigger to the rapid decrease of chiral condensate. On the other hand, the argument in ref. [27] implies that the chiral critical temperature in the present model is the same as that of the standard three-flavor QCD, thanks to the $2\pi/3$ periodicity of imaginary chemical potential. Our result on comparison of the two chiral (crossover) transition temperatures is consistent with this conjecture. The precise study on the critical temperature in the Z_3 -QCD model may help determine chiral crossover temperature T_c in the standard three-flavor QCD.

By comparing our results to those of the effective chiral model, we have supported the several conjectures based on the chiral model: *first-order center phase transition*, *latency of flavor symmetry breaking in the low-temperature phase*, and *manifestation of flavor symmetry breaking in the high-temperature phase*. In particular, we have observed that Z_3 center part of the SU(3) flavor symmetry seems to be intact in the low-temperature phase, while its breaking becomes manifest in the high temperature phase, accompanying the spontaneous breaking of Z_3 center of the SU(3) color symmetry. This is consistent with the conjecture of the effective chiral model, but is not sufficient to draw a conclusion. On the other hand, we could not find the specific jump of the chiral condensate right at the center critical temperature, which was seen in the chiral model as discussed in (iii) of section 2.3. Although our simulation is not performed in the chiral limit, we may be able to interpret the jump seen in the chiral model as a model artifact and a remnant of the rapid decreasing of the chiral condensate seen in our simulation since the cut-off effect may be visible at the high-temperature in the effective model. Further study is required to clarify the flavor and chiral properties in the Z_3 -QCD model.

For future works, we address following points.

Towards a chiral limit: by approaching a chiral limit, the Z_3 -QCD model has both exact center and exact chiral symmetries in presence of fundamental quarks. We may be able to determine the both center and chiral critical temperatures using the exact order parameters, Polyakov loop and chiral condensate. Therein, we can compare the two critical temperatures and discuss relation of confining and chiral properties in more details.

Towards smaller lattice and larger volumes: to obtain the critical temperatures, we have to take a continuum limit to remove a lattice artifact and take large volume limit to estimate finite volume effects. Several works for the three-flavor real QCD near the physical points have been progressing, so that in principle it is doable at present. Comparison with the critical temperatures between the Z_3 -QCD and the standard three-flavor QCD in these limits must be interesting for understanding the center and chiral structure.

Towards topological objects (fractional instantons): in the presence of center-symmetric Polyakov loop holonomy, or equivalently the center-symmetric twisted boundary conditions, fundamental topological objects become fractional instantons with fractional topological charge as $1/N$ with N being the rank of gauge group [40, 41]. In our simulations, we expect that $1/3$ fractional instantons are present, and have influence on physical observables such as topological susceptibility. It could be valuable to investigate the topological properties in relation to the recent interest in the novel topological objects [42–44].

Towards further application of gauge theory with twisted boundary conditions: our result is of significance in a sense that we first observed the center first-order phase transition in the lattice QCD simulation with dynamical fundamental quarks by introducing the twisted boundary condition (See also appendix B). It is notable that the only difference between the standard three-flavor QCD and our Z_3 -QCD model is the *twisted boundary condition*, and this difference disappears in the zero-temperature limit. It means that, by choosing appropriate boundary conditions for quarks, we can realize an ideal situation that the confining/deconfining properties are well described by center symmetry and Polyakov loop. We consider that such a technique using the twisted boundary conditions helps understand broader topics on nonperturbative aspects of strong-coupling physics.

Acknowledgments

We are grateful to K. Kashiwa, H. Kouno and M. Yahiro for their valuable comments and correspondences on their related work during the entire course of our study. We would like to thank P. de Forcrand, A. Nakamura, H. Suganuma and M. Ünsal for useful discussions and comments at the seminar in YITP, the workshop in Kyushu University and Lattice2015. We appreciate K. Nagata’s useful comments on the first version of the paper. The authors thank the Yukawa Institute for Theoretical Physics, Kyoto University. Discussions during the YITP workshop YITP-T-14-03 on “Hadrons and Hadron Interactions in QCD” were useful to complete this work. Numerical simulation for this study was carried out on Hitachi SR16000 and IBM System Blue Gene Solution at KEK under its Large-Scale Simulation Program (No. 14/15-12) and Hitachi SR16000 at YITP. E. I. and T. I. are supported in part

by Strategic Programs for Innovative Research (SPIRE) Field 5. T. M. is in part supported by the Japan Society for the Promotion of Science (JSPS) Grants Number 26800147.

A The flavor-dependent b.c. as imaginary chemical potential

Consider the transformation where the fermion fields Ψ_f in eq. (2.5) are transformed as

$$\Psi_f \rightarrow e^{i(f-1)\tau/\beta} \Psi_f. \quad (\text{A.1})$$

Then, the action (2.2) is translated into

$$S = \int d^3x \int_0^\beta d\tau \left[\sum_f \bar{\Psi}_f (\gamma_\mu D_\mu + i(f-1)\gamma_4/\beta + m) \Psi_f + \frac{1}{2g^2} \text{tr} F_{\mu\nu}^2 \right]. \quad (\text{A.2})$$

This is the theory with the flavor-dependent imaginary chemical potentials and the usual anti-periodic boundary conditions eq. (2.3).

B Comment on the other possible Z_3 symmetric theory

In the canonical ensemble, it is known that the Polyakov loop has exact zero expectation value [45], which is similar to that of Z_3 -QCD. Here, we briefly discuss the difference between the canonical ensemble and our Z_3 -QCD model.

The grand canonical partition function can be written by

$$Z_{\text{GC}}(T, \mu) = \int [DU] e^{-S_g[\beta, U]} \det M(U, \mu), \quad (\text{B.1})$$

where μ denotes a quark (real) chemical potential. Using $Z_{\text{GC}}(T, \mu)$, the canonical partition function can be expressed as

$$Z_{\text{C}}(T, Q) = \int_{-\infty}^{\infty} d\left(\frac{\mu_I}{T}\right) e^{-Q\mu_I/T} Z_{\text{GC}}(T, \mu = i\mu_I). \quad (\text{B.2})$$

with the quark number Q .

By using $(2\pi T/3)$ -periodicity of the grand canonical partition function as $Z_{\text{GC}}(T, i(\mu_I + 2\pi T/3)) = Z_{\text{GC}}(T, i\mu_I)$, the canonical partition function can be expressed as

$$Z_{\text{C}}(T, B) = \frac{1}{2\pi} \int_{-\pi}^{\pi} d\left(\frac{\mu_I}{T}\right) e^{-i3B\mu_I/T} Z_{\text{GC}}(T, i\mu_I) \quad (\text{B.3})$$

for the baryon number $B(= Q/3)$, apart from a normalization factor.

Insertion of the imaginary chemical potential with

$$\mu_I = \frac{2\pi T k}{3} \quad \text{for } k = 0, 1, 2, \quad (\text{B.4})$$

can be translated by the center transformation ($z(k) \equiv e^{i2\pi k/3}$) acting only on the link variables in the fermion action,

$$U_4(\vec{x}, x_4 = 0) \rightarrow z(k) U_4(\vec{x}, x_4 = 0). \quad (\text{B.5})$$

Therefore, the Dirac determinant satisfies

$$\det M(z(k)U, i\mu_I) = \det M(U, i\mu_I - i2\pi Tk/3). \quad (\text{B.6})$$

Using the periodicity of $Z_{\text{GC}}(T, i\mu_I)$ and the above relation, the canonical partition function is expressed as

$$\begin{aligned} Z_{\text{C}}(T, B) &= \frac{1}{2\pi} \int_{-\pi}^{\pi} d\left(\frac{\mu_I}{T}\right) e^{-i3B\mu_I/T} \\ &\quad \times \frac{1}{3} [Z_{\text{GC}}(T, i\mu_I) + Z_{\text{GC}}(T, i\mu_I - i2\pi T/3) + Z_{\text{GC}}(T, i\mu_I - i4\pi T/3)], \\ &= \frac{1}{2\pi} \int_{-\pi}^{\pi} d\left(\frac{\mu_I}{T}\right) e^{-i3B\mu_I/T} \frac{1}{3} \int [DU] e^{-S_g[\beta, U]} \sum_{k=0}^2 \det M(z(k)U, i\mu_I), \end{aligned} \quad (\text{B.7})$$

which means that $Z_{\text{C}}(T, B)$ is the average of three center sector. It leads the exact zero expectation values of the Polyakov loop as

$$\langle L \rangle_{Z_{\text{C}}(T, B)} \propto 1 + e^{-i2\pi/3} + e^{-i4\pi/3} = 0. \quad (\text{B.8})$$

On the other hand, the Z_3 -QCD model introduces the flavor dependent imaginary chemical potential. Thus, the partition function is given by

$$Z_{Z_3\text{-QCD}}(T) = \int [DU] e^{-S_g[U, \beta]} \prod_{k=0}^2 \det M(U, \mu = i2\pi kT/3). \quad (\text{B.9})$$

This partition function keeps center symmetry, since the integrand is invariant under the center transformation as follows:

$$\begin{aligned} &\det M(U, \mu = 0) \det M(U, \mu = i2\pi T/3) \det M(U, \mu = -i2\pi T/3), \\ &\rightarrow \det M(e^{i2\pi/3}U, \mu = 0) \det M(e^{i2\pi/3}U, \mu = i2\pi T/3) \det M(e^{i2\pi/3}U, \mu = -i2\pi T/3), \\ &= \det M(U, \mu = -i2\pi T/3) \det M(U, \mu = 0) \det M(U, \mu = i2\pi T/3). \end{aligned} \quad (\text{B.10})$$

C PCAC mass and PS meson mass

Here, we summarize pseudo-scalar (m_{PS}), vector (m_{V}), their ratio ($m_{\text{PS}}/m_{\text{V}}$), and PCAC (m_{PCAC}) masses at the zero-temperature simulation using 16^4 lattice in table 2 and 3. Figure 6 shows the hopping parameter dependence of m_{PCAC} and m_{PS}^2 with the fit results using $(1/\kappa - 1/\kappa_c)$. For smaller masses, both are proportional to $(1/\kappa - 1/\kappa_c)$, and they become zero at almost the same κ up to $\mathcal{O}(am_{\text{PCAC}})$, which are expected behaviors of Wilson type fermion [37]. For the tuning of the mass parameter at $m_{\text{PS}}/m_{\text{V}} = 0.70$, we interpolate m_{PS} and m_{V} as a function of $(1/\kappa - 1/\kappa_c)$ and determine the line of constant physics.

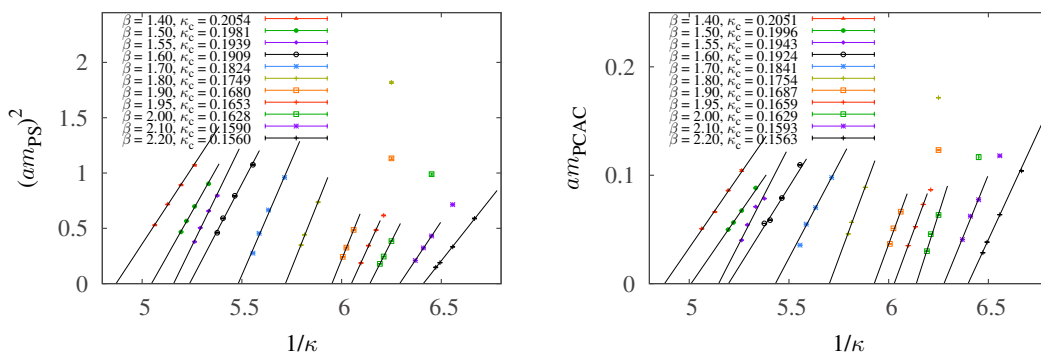


Figure 6. The hopping parameter κ dependence PS and PCAC masses. Lines denote fit results using $(1/\kappa - 1/\kappa_c)$ -type function.

β	κ	am_{PS}	am_V	m_{PS}/m_V	am_{PCAC}
1.20	0.2000	0.9521(18)	1.1883(37)	0.8012(29)	0.0901(1)
1.20	0.2025	0.8704(11)	1.1355(26)	0.7665(20)	0.0744(0)
1.20	0.2050	0.7803(9)	1.0851(28)	0.7191(20)	0.0617(0)
1.20	0.2100	0.5616(23)	1.0003(108)	0.5614(65)	0.0360(3)
1.30	0.1900	1.1378(23)	1.2988(42)	0.8760(33)	0.1257(2)
1.30	0.1950	0.9960(11)	1.2075(23)	0.8248(18)	0.0970(1)
1.30	0.2000	0.8222(11)	1.1027(29)	0.7456(22)	0.0724(0)
1.30	0.2050	0.5873(13)	0.9917(48)	0.5922(32)	0.0382(0)
1.40	0.1900	1.0345(31)	1.2380(43)	0.8356(38)	0.1043(8)
1.40	0.1925	0.9442(15)	1.1690(25)	0.8077(22)	0.0860(1)
1.40	0.1950	0.8472(11)	1.1074(26)	0.7650(21)	0.0662(1)
1.40	0.1975	0.7277(14)	1.0429(41)	0.6978(31)	0.0508(1)
1.50	0.1875	0.9503(24)	1.1668(44)	0.8144(37)	0.0883(2)
1.50	0.1900	0.8358(17)	1.0909(36)	0.7662(30)	0.0674(1)
1.50	0.1915	0.7522(19)	1.0399(35)	0.7233(30)	0.0564(1)
1.50	0.1925	0.6838(16)	1.0032(42)	0.6816(33)	0.0499(1)
1.55	0.1860	0.8919(31)	1.1176(48)	0.7980(44)	0.0785(2)
1.55	0.1875	0.8104(26)	1.0627(58)	0.7626(48)	0.0709(2)
1.55	0.1890	0.7098(24)	1.0143(59)	0.6998(47)	0.0543(3)
1.55	0.1900	0.6153(30)	0.9308(56)	0.6610(51)	0.0401(2)
1.60	0.1800	1.0368(23)	1.2159(37)	0.8527(32)	0.1096(2)
1.60	0.1830	0.8910(21)	1.1120(36)	0.8013(32)	0.0790(1)
1.60	0.1850	0.7687(21)	1.0326(34)	0.7444(32)	0.0586(1)
1.60	0.1860	0.6784(23)	0.9652(49)	0.7029(43)	0.0556(1)
1.70	0.1750	0.9794(18)	1.1537(26)	0.8489(25)	0.0979(1)
1.70	0.1775	0.8160(26)	1.0329(48)	0.7900(45)	0.0702(1)
1.70	0.1790	0.6746(33)	0.9310(48)	0.7246(51)	0.0549(1)
1.70	0.1800	0.5246(45)	0.8351(60)	0.6282(70)	0.0355(2)

Table 2. Summary of pseudo-scalar, vector, and PCAC masses for $\beta = 1.20 - 1.70$ using 16^4 lattice.

β	κ	m_{PSa}	m_{Va}	m_{PS}/m_V	m_{PCACa}
1.80	0.1600	1.3487(36)	1.4365(50)	0.9389(41)	0.1715(3)
1.80	0.1700	0.8583(25)	1.0399(28)	0.8254(33)	0.0888(1)
1.80	0.1720	0.6644(26)	0.8944(37)	0.7428(42)	0.0565(1)
1.80	0.1725	0.5906(26)	0.8392(40)	0.7038(46)	0.0459(1)
1.90	0.1600	1.0644(49)	1.1807(60)	0.9015(62)	0.1233(6)
1.90	0.1650	0.6968(34)	0.8849(51)	0.7874(59)	0.0663(1)
1.90	0.1660	0.5710(43)	0.7905(43)	0.7223(67)	0.0510(1)
1.90	0.1665	0.4920(31)	0.7310(52)	0.6731(64)	0.0367(1)
1.95	0.1610	0.7852(28)	0.9393(35)	0.8359(43)	0.0866(1)
1.95	0.1620	0.6959(29)	0.8642(39)	0.8053(49)	0.0731(1)
1.95	0.1630	0.5861(31)	0.7871(40)	0.7446(55)	0.0526(1)
1.95	0.1640	0.4325(47)	0.6754(51)	0.6404(85)	0.0351(1)
2.00	0.1550	0.9948(48)	1.0942(91)	0.9092(87)	0.1167(23)
2.00	0.1600	0.6203(28)	0.7914(42)	0.7838(55)	0.0633(1)
2.00	0.1610	0.4948(31)	0.6996(35)	0.7073(57)	0.0457(1)
2.00	0.1615	0.4231(37)	0.6524(44)	0.6485(72)	0.0299(1)
2.10	0.1525	0.8455(25)	0.9464(36)	0.8934(43)	0.1180(7)
2.10	0.1550	0.6563(16)	0.7934(27)	0.8272(35)	0.0774(1)
2.10	0.1560	0.5683(24)	0.7244(33)	0.7845(49)	0.0623(1)
2.10	0.1570	0.4576(25)	0.6423(34)	0.7124(54)	0.0406(1)
2.20	0.1500	0.7675(31)	0.8677(31)	0.8845(48)	0.1040(3)
2.20	0.1525	0.5769(27)	0.7107(30)	0.8117(51)	0.0636(1)
2.20	0.1540	0.4354(25)	0.6283(41)	0.6930(60)	0.0383(0)
2.20	0.1545	0.3845(41)	0.6116(50)	0.6287(84)	0.0285(1)

Table 3. Summary of pseudo-scalar, vector, and PCAC masses for $\beta = 1.80 - 2.20$ using 16^4 lattice.

Open Access. This article is distributed under the terms of the Creative Commons Attribution License ([CC-BY 4.0](https://creativecommons.org/licenses/by/4.0/)), which permits any use, distribution and reproduction in any medium, provided the original author(s) and source are credited.

References

- [1] J.B. Kogut et al., *Deconfinement and chiral symmetry restoration at finite temperatures in SU(2) and SU(3) gauge theories*, *Phys. Rev. Lett.* **50** (1983) 393 [[INSPIRE](#)].

- [2] A. Bazavov, *An overview of (selected) recent results in finite-temperature lattice QCD*, *J. Phys. Conf. Ser.* **446** (2013) 012011 [[arXiv:1303.6294](#)] [[INSPIRE](#)].
- [3] Z. Fodor and S.D. Katz, *The phase diagram of quantum chromodynamics*, [arXiv:0908.3341](#) [[INSPIRE](#)].
- [4] C. Gattringer, *Linking confinement to spectral properties of the Dirac operator*, *Phys. Rev. Lett.* **97** (2006) 032003 [[hep-lat/0605018](#)] [[INSPIRE](#)].
- [5] F. Bruckmann, C. Gattringer and C. Hagen, *Complete spectra of the Dirac operator and their relation to confinement*, *Phys. Lett. B* **647** (2007) 56 [[hep-lat/0612020](#)] [[INSPIRE](#)].
- [6] F. Synatschke, A. Wipf and C. Wozar, *Spectral sums of the Dirac-Wilson operator and their relation to the Polyakov loop*, *Phys. Rev. D* **75** (2007) 114003 [[hep-lat/0703018](#)] [[INSPIRE](#)].
- [7] F. Synatschke, A. Wipf and K. Langfeld, *Relation between chiral symmetry breaking and confinement in YM-theories*, *Phys. Rev. D* **77** (2008) 114018 [[arXiv:0803.0271](#)] [[INSPIRE](#)].
- [8] E. Bilgici, F. Bruckmann, C. Gattringer and C. Hagen, *Dual quark condensate and dressed Polyakov loops*, *Phys. Rev. D* **77** (2008) 094007 [[arXiv:0801.4051](#)] [[INSPIRE](#)].
- [9] S. Gongyo, T. Iritani and H. Suganuma, *Gauge-invariant formalism with a Dirac-mode expansion for confinement and chiral symmetry breaking*, *Phys. Rev. D* **86** (2012) 034510 [[arXiv:1202.4130](#)] [[INSPIRE](#)].
- [10] T. Iritani and H. Suganuma, *Lattice QCD analysis of the Polyakov loop in terms of Dirac eigenmodes*, *Prog. Theor. Exp. Phys.* **2014** (2014) 033B03 [[arXiv:1305.4049](#)] [[INSPIRE](#)].
- [11] T.M. Doi, H. Suganuma and T. Iritani, *Relation between confinement and chiral symmetry breaking in temporally odd-number lattice QCD*, *Phys. Rev. D* **90** (2014) 094505 [[arXiv:1405.1289](#)] [[INSPIRE](#)].
- [12] O. Miyamura, *Chiral symmetry breaking in gauge fields dominated by monopoles on SU(2) lattices*, *Phys. Lett. B* **353** (1995) 91 [[INSPIRE](#)].
- [13] R.M. Woloshyn, *Chiral symmetry breaking in Abelian projected SU(2) lattice gauge theory*, *Phys. Rev. D* **51** (1995) 6411 [[hep-lat/9503007](#)] [[INSPIRE](#)].
- [14] Y. Hatta and K. Fukushima, *Linking the chiral and deconfinement phase transitions*, *Phys. Rev. D* **69** (2004) 097502 [[hep-ph/0307068](#)] [[INSPIRE](#)].
- [15] K. Fukushima, *Chiral effective model with the Polyakov loop*, *Phys. Lett. B* **591** (2004) 277 [[hep-ph/0310121](#)] [[INSPIRE](#)].
- [16] C. Ratti, S. Roessner, M.A. Thaler and W. Weise, *Thermodynamics of the PNJL model*, *Eur. Phys. J. C* **49** (2007) 213 [[hep-ph/0609218](#)] [[INSPIRE](#)].
- [17] C. Sasaki, B. Friman and K. Redlich, *Susceptibilities and the phase structure of a chiral model with Polyakov loops*, *Phys. Rev. D* **75** (2007) 074013 [[hep-ph/0611147](#)] [[INSPIRE](#)].
- [18] K. Fukushima, *Phase diagrams in the three-flavor Nambu-Jona-Lasinio model with the Polyakov loop*, *Phys. Rev. D* **77** (2008) 114028 [*Erratum ibid.* **D 78** (2008) 039902] [[arXiv:0803.3318](#)] [[INSPIRE](#)].
- [19] F. Karsch and M. Lutgemeier, *Deconfinement and chiral symmetry restoration in an SU(3) gauge theory with adjoint fermions*, *Nucl. Phys. B* **550** (1999) 449 [[hep-lat/9812023](#)] [[INSPIRE](#)].
- [20] H. Kouno, Y. Sakai, T. Makiyama, K. Tokunaga, T. Sasaki and M. Yahiro, *quark-gluon thermodynamics with the Z_{N_c} symmetry*, *J. Phys. G* **39** (2012) 085010 [[INSPIRE](#)].

- [21] Y. Sakai, H. Kouno, T. Sasaki and M. Yahiro, *The quarkyonic phase and the Z_{N_c} symmetry*, *Phys. Lett. B* **718** (2013) 130 [[arXiv:1204.0228](#)] [[INSPIRE](#)].
- [22] H. Kouno, T. Makiyama, T. Sasaki, Y. Sakai and M. Yahiro, *Confinement and Z_3 symmetry in three-flavor QCD*, *J. Phys. G* **40** (2013) 095003 [[arXiv:1301.4013](#)] [[INSPIRE](#)].
- [23] H. Kouno, T. Misumi, K. Kashiwa, T. Makiyama, T. Sasaki and M. Yahiro, *Differences and similarities between fundamental and adjoint matters in $SU(N)$ gauge theories*, *Phys. Rev. D* **88** (2013) 016002 [[arXiv:1304.3274](#)] [[INSPIRE](#)].
- [24] H. Kouno, K. Kashiwa, J. Takahashi, T. Misumi and M. Yahiro, *Understanding of QCD at high density from Z_3 -symmetric QCD-like theory*, [arXiv:1504.07585](#) [[INSPIRE](#)].
- [25] R.D. Pisarski and F. Wilczek, *Remarks on the chiral phase transition in chromodynamics*, *Phys. Rev. D* **29** (1984) 338 [[INSPIRE](#)].
- [26] A. Roberge and N. Weiss, *Gauge theories with imaginary chemical potential and the phases of QCD*, *Nucl. Phys. B* **275** (1986) 734 [[INSPIRE](#)].
- [27] M. D'Elia and M.-P. Lombardo, *Finite density QCD via imaginary chemical potential*, *Phys. Rev. D* **67** (2003) 014505 [[hep-lat/0209146](#)] [[INSPIRE](#)].
- [28] M. Fukugita, H. Mino, M. Okawa and A. Ukawa, *Finite size test for the finite temperature chiral phase transition in lattice QCD*, *Phys. Rev. Lett.* **65** (1990) 816 [[INSPIRE](#)].
- [29] WUPPERTAL-BUDAPEST collaboration, S. Borsányi et al., *Is there still any T_c mystery in lattice QCD? Results with physical masses in the continuum limit III*, *JHEP* **09** (2010) 073 [[arXiv:1005.3508](#)] [[INSPIRE](#)].
- [30] A. Bazavov et al., *The chiral and deconfinement aspects of the QCD transition*, *Phys. Rev. D* **85** (2012) 054503 [[arXiv:1111.1710](#)] [[INSPIRE](#)].
- [31] T. Bhattacharya et al., *QCD phase transition with chiral quarks and physical quark masses*, *Phys. Rev. Lett.* **113** (2014) 082001 [[arXiv:1402.5175](#)] [[INSPIRE](#)].
- [32] L. Giusti, F. Rapuano, M. Talevi and A. Vladikas, *The QCD chiral condensate from the lattice*, *Nucl. Phys. B* **538** (1999) 249 [[hep-lat/9807014](#)] [[INSPIRE](#)].
- [33] WHOT-QCD collaboration, T. Umeda et al., *Thermodynamics in 2 + 1 flavor QCD with improved Wilson quarks by the fixed scale approach*, *PoS(LATTICE 2012)074* [[arXiv:1212.1215](#)] [[INSPIRE](#)].
- [34] M. Hayakawa, K.-I. Ishikawa, S. Takeda, M. Tomii and N. Yamada, *Lattice study on quantum-mechanical dynamics of two-color QCD with six light flavors*, *Phys. Rev. D* **88** (2013) 094506 [[arXiv:1307.6696](#)] [[INSPIRE](#)].
- [35] M. Bochicchio, L. Maiani, G. Martinelli, G.C. Rossi and M. Testa, *Chiral symmetry on the lattice with Wilson fermions*, *Nucl. Phys. B* **262** (1985) 331 [[INSPIRE](#)].
- [36] S. Itoh, Y. Iwasaki, Y. Oyanagi and T. Yoshie, *Hadron spectrum in quenched QCD on a $12^3 \times 24$ lattice with renormalization group improved lattice $SU(3)$ gauge action*, *Nucl. Phys. B* **274** (1986) 33 [[INSPIRE](#)].
- [37] S. Aoki, *Phase structure of lattice QCD with Wilson fermion at finite temperature*, *Nucl. Phys. Proc. Suppl.* **60A** (1998) 206 [[hep-lat/9707020](#)] [[INSPIRE](#)].
- [38] K. Nagata, in private communication, (2015).
- [39] H. Meyer, *QCD at non-zero temperature from the lattice*, plenary talk at Lattice2015, Kobe International Conference Center, Kobe Japan July 14–18 2015.

- [40] M. Eto, Y. Isozumi, M. Nitta, K. Ohashi and N. Sakai, *Instantons in the Higgs phase*, *Phys. Rev. D* **72** (2005) 025011 [[hep-th/0412048](#)] [[INSPIRE](#)].
- [41] F. Bruckmann, *Instanton constituents in the $O(3)$ model at finite temperature*, *Phys. Rev. Lett.* **100** (2008) 051602 [[arXiv:0707.0775](#)] [[INSPIRE](#)].
- [42] M. Ünsal, *Abelian duality, confinement and chiral symmetry breaking in $QCD(adj)$* , *Phys. Rev. Lett.* **100** (2008) 032005 [[arXiv:0708.1772](#)] [[INSPIRE](#)].
- [43] P. Argyres and M. Ünsal, *A semiclassical realization of infrared renormalons*, *Phys. Rev. Lett.* **109** (2012) 121601 [[arXiv:1204.1661](#)] [[INSPIRE](#)].
- [44] G.V. Dunne and M. Ünsal, *Resurgence and trans-series in quantum field theory: the CP^{N-1} model*, *JHEP* **11** (2012) 170 [[arXiv:1210.2423](#)] [[INSPIRE](#)].
- [45] S. Kratochvila and P. de Forcrand, *QCD at zero baryon density and the Polyakov loop paradox*, *Phys. Rev. D* **73** (2006) 114512 [[hep-lat/0602005](#)] [[INSPIRE](#)].