

A light NMSSM pseudoscalar Higgs boson at the LHC redux

N-E. Bomark,^a S. Moretti,^b S. Munir^c and L. Roszkowski^{a,1}

^a*National Centre for Nuclear Research,
Hoza 69, 00-681 Warsaw, Poland*

^b*School of Physics & Astronomy,
University of Southampton, Southampton SO17 1BJ, U.K.*

^c*Department of Physics and Astronomy,
Uppsala University, Box 516, SE-751 20 Uppsala, Sweden*

E-mail: Nbomark@fuw.edu.pl, S.Moretti@soton.ac.uk,
Shoaib.Munir@physics.uu.se, L.Roszkowski@sheffield.ac.uk

ABSTRACT: The Next-to-Minimal Supersymmetric Standard Model (NMSSM) contains a singlet-like pseudoscalar Higgs boson in addition to the doublet-like pseudoscalar of the Minimal Supersymmetric Standard Model. This new pseudoscalar can have a very low mass without violating the LEP exclusion constraints and it can potentially provide a hallmark signature of non-minimal supersymmetry at the LHC. In this analysis we revisit the light pseudoscalar in the NMSSM with partial universality at some high unification scale. We delineate the regions of the model's parameter space that are consistent with the up-to-date theoretical and experimental constraints, from both Higgs boson searches and elsewhere (most notably b -physics), and examine to what extent they can be probed by the LHC. To this end we review the most important production channels of such a Higgs state and assess the scope of its observation at the forthcoming Run-2 of the LHC. We conclude that the $b\bar{b}$ -associated production of the pseudoscalar, which has been emphasised in previous studies, does not carry much promise anymore, given the measured mass of the Higgs boson at the LHC. However, the decays of one of the heavier scalar Higgs bosons of the NMSSM can potentially lead to the discovery of its light pseudoscalar. Especially promising are the decays of one or both of the two lightest scalar states into a pseudoscalar pair and of the heaviest scalar into a pseudoscalar and a Z boson. Since the latter channel has not been explored in detail in the literature so far, we provide details of some benchmark points which can be probed for establishing its signature.

KEYWORDS: Supersymmetry Phenomenology

ARXIV EPRINT: [1409.8393](https://arxiv.org/abs/1409.8393)

¹On leave of absence from the University of Sheffield, U.K.

Contents

1	Introduction	1
2	The light pseudoscalar A_1 in the NMSSM	3
2.1	Mass of A_1	4
2.2	Production of A_1	5
3	Methodology	6
3.1	Event analysis	8
4	Results and discussion	11
4.1	SM-like H_1	12
4.1.1	bbA_1 production	14
4.1.2	Production via $H_{\text{SM}} \rightarrow A_1A_1/Z$	16
4.1.3	Production via $H' \rightarrow A_1A_1/Z$	16
4.2	SM-like H_2	18
4.2.1	bbA_1 production	19
4.2.2	Production via $H_{\text{SM}} \rightarrow A_1A_1/Z$	19
4.2.3	Production via $H' \rightarrow A_1A_1/Z$	21
4.3	Benchmark points	22
5	Conclusions	23

1 Introduction

The Next-to-Minimal Supersymmetric Standard Model (NMSSM) [1–5] contains a singlet Higgs field in addition to the two doublet fields of the Minimal Supersymmetric Standard Model (MSSM). This results in two additional neutral mass eigenstates, one scalar and one pseudoscalar, in the Higgs sector, on top of the three MSSM-like ones. Naturally, these new Higgs bosons are singlet-dominated, implying that their couplings to the fermions and gauge bosons of the Standard Model (SM) are typically much smaller than those of the doublet-dominated Higgs bosons. Their masses are thus generally very weakly constrained by the Higgs boson data from the Large Electron Positron (LEP) collider as well as the Large Hadron Collider (LHC), and can be as low as a few GeV. Evidently, the observation of any of these potentially light states, in addition to the SM-like Higgs boson discovered already [6, 7], will provide a clear indication of not just physics beyond the SM but also of a non-minimal nature of supersymmetry (SUSY).

In particular, the lightest NMSSM pseudoscalar, A_1 , is a crucial probe of new physics as it can be tested at the already established searches for a supersymmetric pseudoscalar

Higgs boson performed by many experimental groups [8–13]. These searches are sensitive only to very light pseudoscalars Higgs bosons which could result from the decays of heavy mesons. The results from the CLEO experiment [8] have in fact been used in the past to directly constrain the mass of the NMSSM A_1 [14]. Heavier, $\gtrsim 5$ GeV, pseudoscalars have also been probed in the possible decay of a heavy SM-like scalar Higgs boson at LEP2 [15]. More recently, the LHC has searched for a light pseudoscalar decaying in the $\mu^+\mu^-$ channel and produced either singly in pp collisions [16] or in pairs from the decays of a non-SM-like Higgs boson [17].

In the context of the NMSSM, the production of A_1 via decays of other heavy Higgs bosons has been the subject of a number of studies [18–23], aiming at establishing a “no-lose” theorem for the discovery of the NMSSM Higgs bosons (see [24] for a recent review). Other possible production processes have also been investigated in the literature. In [25] the production of a light A_1 in association with a light neutralino via the decay of heavier neutralinos was discussed. $b\bar{b}$ -associated production of the NMSSM A_1 at the LHC followed by decays in the $\tau^+\tau^-$ and the $\mu^+\mu^-$ channels was studied in [26, 27], respectively. Assuming the same production process, it was established in [28] that an A_1 , with $20 \text{ GeV} \lesssim m_{A_1} \lesssim 80 \text{ GeV}$, could be observed with very large luminosity at the LHC in the $b\bar{b}$ decay channel. This is made possible by an enhanced coupling of A_1 to $b\bar{b}$ pairs for certain configurations of the model parameters [29]. $b\bar{b}$ -associated production also affords the possibility to search for the $H_{\text{SM}} \rightarrow A_1 Z$ decay mode [30], where H_{SM} is our notation for the generic SM-like Higgs boson of the model. We should point out here that in the NMSSM both H_1 and H_2 , the lightest and next-to-lightest CP-even Higgs bosons, respectively, can alternatively play the role of H_{SM} [31–35].

All the above mentioned analyses were, however, performed prior to the discovery of the Higgs boson at the LHC [6, 7]. Thenceforth, in [36] the $A_1 \rightarrow \gamma\gamma$ decay channel was studied for a light A_1 . In [37] it was noted that in the NMSSM the A_1 could in fact be degenerate in mass with the SM-like Higgs boson. It could thus cause an enhancement in the Higgs boson signal rates near 125 GeV in the $\gamma\gamma$, $b\bar{b}$ and $\tau^+\tau^-$ channels simultaneously provided, again, that it is produced in association with a $b\bar{b}$ pair. In [38] the $H_{\text{SM}} \rightarrow A_1 A_1 \rightarrow 4\ell$ (with ℓ denoting e^\pm and μ^\pm) process at the LHC has been studied in detail. The production of A_1 via neutralino decays has also been recently revisited in [39–41]. Finally, NMSSM benchmark proposals capturing much of this phenomenology also exist [42–45]. In this article we analyse in detail some of the production processes that yield a sizeable cross section and could potentially lead to the detection of a light NMSSM A_1 at the LHC with $\sqrt{s} = 14 \text{ TeV}$. We perform parameter scans of the NMSSM with partial universality at the Grand Unification Theory (GUT) scale to find regions where a light, $\lesssim 150 \text{ GeV}$, A_1 can be obtained. In these scans we require the mass of H_{SM} to lie around 125 GeV and its signal rates in the $\gamma\gamma$ and ZZ channels to be consistent with the SM expectations. We study in detail the two possibilities, $H_{\text{SM}} = H_1$ and $H_{\text{SM}} = H_2$, as two separate cases. Moreover, we divide the production mode of the A_1 into two main categories: 1) direct production in association with a $b\bar{b}$ pair, which we refer to as the bbA_1 mode in the following, and 2) via decay of a heavy scalar Higgs boson of the model.

In the second category mentioned above, we include the two main production channels

of the pseudoscalar, namely $A_1 A_1$ and $A_1 Z$. Furthermore, the decaying heavier Higgs boson can be any of the three neutral scalars, H_1 , H_2 and H_3 . A_1 's thus produced decay into either $b\bar{b}$ or $\tau^+\tau^-$ pairs. The former decay channel is always the dominant one as the ratio of the Branching Ratios (BRs) for these channels is given approximately by the ratio of the b and τ masses, but the latter can be equally important due to a relatively small $\tau^+\tau^-$ background. In case of the $A_1 Z$ decay channel, we only consider the leptonic (e^+e^- and $\mu^+\mu^-$) decays of the Z boson. To study the prospects for the discovery of an A_1 at the LHC in all these production and decay channels, we employ hadron level Monte Carlo (MC) simulations. We perform a detailed signal-to-background analysis for each process of interest, employing a jet substructure method for detecting the b quarks originating from an A_1 decay.

The article is organised as follows. In section 2, we will briefly discuss the model under consideration and some important properties of the singlet-like pseudoscalar in it. In section 3 we will explain our methodology for NMSSM parameter space scans as well as for our signal-to-background analyses of the A_1 production and decay processes considered. In section 4 we will discuss our results in detail. Finally, we will present our conclusions in section 5.

2 The light pseudoscalar A_1 in the NMSSM

The scale-invariant superpotential of the NMSSM (see, e.g., [46, 47] for reviews) is defined in terms of the two NMSSM Higgs doublet superfields \widehat{H}_u and \widehat{H}_d along with an additional Higgs singlet superfield \widehat{S} as

$$W_{\text{NMSSM}} = \text{MSSM Yukawa terms} + \lambda \widehat{S} \widehat{H}_u \widehat{H}_d + \frac{\kappa}{3} \widehat{S}^3, \quad (2.1)$$

where λ and κ are dimensionless Yukawa couplings. Upon spontaneous symmetry breaking, the superfield \widehat{S} develops a vacuum expectation value (VEV), $s \equiv \langle \widehat{S} \rangle$, generating an effective μ -term, $\mu_{\text{eff}} = \lambda s$. The soft SUSY-breaking terms in the scalar Higgs sector are then given by

$$V_{\text{soft}} = m_{H_u}^2 |H_u|^2 + m_{H_d}^2 |H_d|^2 + m_S^2 |S|^2 + \left(\lambda A_\lambda S H_u H_d + \frac{1}{3} \kappa A_\kappa S^3 + \text{h.c.} \right). \quad (2.2)$$

Due to the presence of the additional singlet field, the NMSSM contains several new parameters besides the 150 or so parameters of the MSSM. However, assuming the sfermion mass matrices and the scalar trilinear coupling matrices to be diagonal reduces the parameter space of the model considerably. One can further impose universality conditions on the dimensionful parameters at the GUT scale, leading to the so-called Constrained NMSSM (CNMSSM). Thus all the scalar soft SUSY-breaking masses in the superpotential are unified into a generic mass parameter m_0 , the gaugino masses into $m_{1/2}$, and all the trilinear couplings, including A_λ^* and A_κ^* (defined at the GUT scale), into A_0 . Then, given that the correct Z boson mass, m_Z , is known, m_0 , $m_{1/2}$, A_0 , the coupling λ , taken as an input at the SUSY-breaking scale, M_{SUSY} , and the sign of μ_{eff} constitute the only free parameters of the CNMSSM.

As noted in [48], the fully constrained NMSSM struggles to achieve the correct mass for the assumed SM-like Higgs boson, particularly in the presence of other important experimental constraints. Furthermore, the parameters governing the mass of the singlet-like pseudoscalar Higgs boson, which will be discussed below, are not input parameters themselves, but are calculated at the electroweak (EW) scale starting from the four GUT-scale parameters. In order to avoid these issues the unification conditions noted above need to be relaxed. In a partially unconstrained version of the model the soft masses of the Higgs fields, m_{H_u} , m_{H_d} and m_S , are disunified from m_0 and taken as free parameters at the GUT scale. Through the minimisation conditions of the Higgs potential these three soft masses can then be traded at the EW scale for the parameters κ , μ_{eff} and $\tan\beta$. Similarly, the soft trilinear coupling parameters A_λ^* and A_κ^* , though still input at the GUT scale, are disunified from A_0 . The model is thus defined in terms of the following nine continuous input parameters:

$$m_0, m_{1/2}, A_0, \tan\beta, \lambda, \kappa, \mu_{\text{eff}}, A_\lambda^*, A_\kappa^*,$$

where $\tan\beta \equiv v_u/v_d$, with v_u being the VEV of the u -type Higgs doublet and v_d that of the d -type one. This version of the model serves as a good approximation of the most general EW-scale NMSSM as far as the phenomenology of the Higgs sector is concerned. In this way, one can minimise the number of free parameters in a physically motivated way instead of imposing any ad-hoc conditions, as would be needed for the general NMSSM. We, therefore, adopt this model to analyse the phenomenology of the light pseudoscalar here. We refer to it as the CNMSSM-NUHM, where NUHM stands for non-universal (soft) Higgs masses, in the following.

2.1 Mass of A_1

The presence of an extra singlet Higgs field in the NMSSM results in a total of five neutral Higgs mass eigenstates, scalars $H_{1,2,3}$ and pseudoscalars $A_{1,2}$, and a charged pair H^\pm , after rotating away the Goldstone bosons. The tree-level mass of A_1 can be given by the approximate expression

$$m_{A_1}^2 \simeq \lambda(A_\lambda + 4\kappa s) \frac{v^2 \sin 2\beta}{2s} - 3\kappa s A_\kappa - \frac{M_{P,12}^4}{M_{P,11}^2} \tag{2.3}$$

where $v \equiv \sqrt{v_u^2 + v_d^2} \simeq 174 \text{ GeV}$ and all the parameters are defined at M_{SUSY} . $M_{P,12}^2$ and $M_{P,11}^2$ in the above equation correspond to the off-diagonal and the doublet-like diagonal elements, respectively, of the symmetric 2×2 pseudoscalar mass matrix. Note that since $m_{A_1}^2$ is proportional to $\lambda \sin 2\beta$, the effect of an increase in λ with fixed $\tan\beta$ is analogous to that of a decrease in $\tan\beta$ with fixed λ . Thus, in the following, whenever the dependence of $m_{A_1}^2$ on λ is analysed, the inverse dependence on $\tan\beta$ is implicit. Assuming negligible singlet-doublet mixing, one can ignore the third term on the right hand side of eq. (2.3) and rewrite it as

$$m_{A_1}^2 \simeq \frac{A_\lambda}{2s} v^2 \lambda \sin 2\beta + \kappa(2v^2 \lambda \sin 2\beta - 3s A_\kappa). \tag{2.4}$$

Then, for given signs and absolute values of A_λ and A_κ , the mass of A_1 depends on the sizes of λ and κ (which are both taken to be positive here along with μ_{eff} , and hence s). This leads to four possible scenarios, as explained below.

$A_\kappa < 0$. The second term on the right hand side of eq. (2.4) is positive. In this case one has the following.

- $A_\lambda > 0$ leads to a positive first term also. $m_{A_1}^2$ increases with increasing λ and/or κ .
- $A_\lambda < 0$ gives a negative first term. Increasing λ increases the size of this term as well as of the positive second term. Thus, in order to avoid an overall negative $m_{A_1}^2$, κ ought to be large enough so that the second term dominates over the negative first term. $m_{A_1}^2$ then increases further with increasing κ , while the size of λ is much less significant.

$A_\kappa > 0$. In this case one has the following.

- $|2\lambda v^2 \sin 2\beta| > |3sA_\kappa|$ implies a positive second term. The dependence of $m_{A_1}^2$ on A_λ , λ and κ is similar to the $A_\kappa < 0$ case above.
- $|2\lambda v^2 \sin 2\beta| < |3sA_\kappa|$ results in a negative second term. For $A_\lambda > 0$ the first term is positive and can dominate over the second term for small enough κ . Decreasing κ thus increases $m_{A_1}^2$, almost irrespectively of the size of λ . $A_\lambda < 0$ is not allowed as it results in $m_{A_1}^2 < 0$ owing to a negative first term also.

2.2 Production of A_1

At the LHC, A_1 can either be produced directly in the conventional Higgs boson production modes or, alternatively, through decays of the other Higgs bosons of the NMSSM. We study in detail both of these possibilities. The A_1 thus produced can then decay via a long list of available channels, out of which only the final states with b and τ pairs are of numerical relevance.

Direct production. As noted earlier, the $gg \rightarrow bbA_1$ channel is the preferred direct mode of producing A_1 at the LHC, owing to the possibility of a considerably enhanced $b\bar{b}A_1$ coupling compared to the ggA_1 effective coupling in the NMSSM. We refer the reader to [37] for details of the parameter configurations that can yield such an enhancement. Here we shall discuss the detectability of a light, $\lesssim 150$ GeV, A_1 produced in this mode at the LHC.

Indirect production. We refer to the processes covered by this production category generically as $H'' \rightarrow A_1A_1/Z$, and consider only the gluon fusion (GF) channel for the production of the parent Higgs boson, H'' , at the LHC. There are two further distinct possibilities regarding H'' for a given model point. It can either be H_{SM} , in which case its mass measurement from the LHC serves as an additional kinematical handle. Alternatively, the parent Higgs boson can be one of the other two CP-even states, which we denote collectively by H' . This kind of processes are particularly important for $m_{A_1} > m_{H_{\text{SM}}}/2$,

although removing the condition on the final states to have a combined invariant mass close to 125 GeV reduces the experimental sensitivity by a factor of 2 to 3.

For $m_{A_1} < m_{H''} - m_Z$ both $H'' \rightarrow A_1 Z$ and $H'' \rightarrow A_1 A_1$ processes can be accessible. For the $A_1 Z$ channel we only take the $Z \rightarrow \ell^+ \ell^-$ decay into account, where $\ell^+ \ell^-$ (2ℓ) stands for $\mu^+ \mu^-$ and $e^+ e^-$ combined (due to the ease of their detection we do not separate these two final states). This is because the experimental sensitivity for these states is much better than that for the $\tau^+ \tau^-$ and $q\bar{q}$ pairs. We ignore the $H'' \rightarrow A_1 Z^*$ decay, i.e., with the Z boson off mass shell. The reason is that the width of the $H'' \rightarrow A_1 Z$ decay process is already very small when it is allowed kinematically and becomes almost negligible for an off-shell Z . Thus, for $m_{A_1} > m_{H''} - m_Z$ only the $H'' \rightarrow A_1 A$ decay channel can be exploited (as long as $m_{A_1} < m_{H''}/2$). For this channel we consider the $b\bar{b}b\bar{b}$ ($4b$), $b\bar{b}\tau^+\tau^-$ ($2b2\tau$) and $\tau^+\tau^-\tau^+\tau^-$ (4τ) final state combinations.

3 Methodology

We performed several scans of the NMSSM parameter space to search for regions yielding $m_{A_1} \lesssim 150$ GeV, using the nested sampling package MultiNest-v2.18 [49]. We used the public package NMSSMTools-v4.2.1 [50] for computing the SUSY mass spectrum and BRs of the Higgs bosons for each model point. In our scans, we also required either H_1 or H_2 to have a mass near 125 GeV and SM-like signal rates.¹ The signal rate, R_X , for a given decay channel X , is defined as

$$R_X \equiv \frac{\sigma(gg \rightarrow H_i) \times \text{BR}(H_i \rightarrow X)}{\sigma(gg \rightarrow h_{\text{SM}}) \times \text{BR}(h_{\text{SM}} \rightarrow X)}, \quad (3.1)$$

where h_{SM} denotes the SM Higgs boson with a mass equal to that of H_i , the NMSSM Higgs boson under consideration.² Since GF is by far the dominant Higgs boson production mode at the LHC, R_X serves as a good approximation for the inclusive theoretical counterpart of the experimentally measured signal strength, μ_X , defined as

$$\mu_X = \frac{\sigma(pp \rightarrow H_i \rightarrow X)}{\sigma(pp \rightarrow h_{\text{SM}} \rightarrow X)}. \quad (3.2)$$

The program NMSSMTools provides the values of R_X for the dominant decay channels of each NMSSM Higgs boson as an output for a given model point. It is calculated in terms of the reduced couplings of a NMSSM Higgs boson to various particle pairs, i.e., couplings normalised to the corresponding ones of a SM Higgs boson. However, since the WW and ZZ decays of each H_i in the NMSSM depend on the same VVH_i reduced coupling, NMSSMTools computes a unique value of the signal rate, R_{VV} , for both these channels. But note that, at the LHC, the $\gamma\gamma$ and ZZ decay channels remain the only ones so far where the observed significance of the signal exceeds the expected one, with the latest measurements of the signal strengths in these channels being

$$\mu_{\gamma\gamma} = 1.13 \pm 0.24, \quad \mu_{ZZ} = 1.0 \pm 0.29, \quad (3.3)$$

¹This is a very loose requirement imposed to keep the scans away from excluded regions of the parameter space. The exact experimental constraints are imposed later and are much more restrictive.

² h_{SM} should not be confused with H_{SM} , which is the assumed SM-like Higgs boson in the NMSSM.

according to the CMS analyses [51], and

$$\mu_{\gamma\gamma} = 1.57_{-0.28}^{+0.33}, \quad \mu_{ZZ} = 1.44_{-0.35}^{+0.40}, \quad (3.4)$$

in the ATLAS analyses [52]. We therefore identify the calculated R_{VV} with the signal rate for the ZZ channel and ignore the experimental result for the WW channel.

In our final analysis of the A_1 production and decay channels at the LHC, for H_{SM} to be consistent with the ATLAS Higgs boson data, its $R_{\gamma\gamma/ZZ}$ is required to lie within the range given in eqs. (3.4). Similarly, for consistency with the CMS data, $R_{\gamma\gamma/ZZ}$ for H_{SM} should satisfy eqs. (3.3). Note that these two requirements are imposed separately, since the measurements from the two experiments are not mutually very consistent in all cases and can also be expected to fluctuate somewhat at the next LHC run. It is for this reason that among the ‘good points’ from our scans we will retain also those that do not comply with these robust requirements. All these good points are, however, required to be consistent with the LEP and LHC exclusion limits, applicable on the other, non-SM-like, Higgs bosons of the model and tested using HiggsBounds-v4.1.3 [53–56].

The output files of NMSSMTools contain a SLHA Block as input for the HiggsBounds package, which is essentially composed of the squared reduced couplings of all H_i ’s. Here an ambiguity arises due to the fact that HiggsBounds uses these reduced couplings for calculating the cross section ratios (similarly to eq. (3.1) and its equivalents for other Higgs boson production modes also) for imposing the exclusion limits on the H_i ’s. The ggH_i reduced couplings are assumed to take care of also the EW corrections, since HiggsBounds effectively obtains the approximate partonic cross section $\sigma(gg \rightarrow H_i)$ by multiplying ggH_i with the SM counterpart, $\sigma(gg \rightarrow h_{\text{SM}})$, evaluated including the EW corrections [60]. However, these corrections are not available in the NMSSM and hence are not implemented in NMSSMTools, which only includes the next-to-leading order (NLO) QCD contributions to the ggH_i reduced coupling. Since the EW corrections reach only up to 8% with respect to the leading order (LO) cross section and the non-SM-like Higgs bosons generally have very poor signal rates, we ignore this slight ambiguity in the implementation of the collider exclusion limits on them.

During our scans, while the experimental constraints specific to the Higgs sector implemented in NMSSMTools were retained, all the other phenomenological constraints were ignored. Instead, the b -physics observables were calculated explicitly for each point using the dedicated package SuperIso-v3.3 [61], for improved theoretical precision. The good points to be shown in our results are also consistent with the following b -physics constraints, based on [62]:

- $\text{BR}(B_s \rightarrow \mu^+ \mu^-) = (3.2 \pm 1.35 \pm 0.32) \times 10^{-9}$, where the last quantity implies a 10% theoretical error in the numerical evaluation,
- $\text{BR}(B_u \rightarrow \tau \nu) = (1.66 \pm 0.66 \pm 0.38) \times 10^{-4}$,
- $\text{BR}(\bar{B} \rightarrow X_s \gamma) = (3.43 \pm 0.22 \pm 0.21) \times 10^{-4}$.

In addition, these points also satisfy the Dark Matter relic density constraint, $\Omega_\chi h^2 < 0.131$, assuming a +10% theoretical error around the central value of 0.119 measured by the

PLANCK telescope [63]. For calculating the theoretical model prediction for $\Omega_\chi h^2$ we used the public package MicrOMEGAs-v2.4.5 [64]. Finally, the program NMSSMTools by default discards a SUSY point if the perturbativity constraint is violated or if the global minimum is not a physical one.

3.1 Event analysis

For each process of interest we carry out a dedicated signal-to-background analysis based on MC event generation for proton-proton collisions at 14 TeV centre-of-mass energy. The backgrounds for all the processes are computed with MadGraph 5 [65] using its default factorisation and renormalisation scale and the CTEQ6L1 [66] library for parton distribution functions. The signal cross sections for the GF and bbh_{SM} production modes are computed using SusHi-v1.1.1 [67] for the SM Higgs boson. These cross sections are then rescaled using the reduced bbA_1 and ggH_i couplings in the NMSSM and multiplied by the relevant BRs of H_i , all of which are obtained from NMSSMTools.

The GF cross section obtained from SusHi contains the QCD contributions up to the next-to-next-to-leading order (NNLO) [68–76]. However, we make sure to turn off the EW corrections since these are not included in the ggH_i reduced couplings obtained from NMSSMTools, which is evaluated taking only the NLO QCD effects into account, as pointed out earlier. In the case of the bbh_{SM} production, note that SusHi calculates only the inclusive $b\bar{b} \rightarrow h_{\text{SM}}$ cross section at the NNLO in QCD [77, 78] and not the fully exclusive $gg \rightarrow b\bar{b}h_{\text{SM}}$ process. However, these two cross sections have been found to show reasonable numerical agreement when including higher order corrections [79, 80]. To our advantage, the $b\bar{b} \rightarrow h_{\text{SM}}$ cross section can be conveniently rescaled with the bbA_1 reduced coupling obtained from NMSSMTools. Such a rescaling would not be straightforward in the case of the $gg \rightarrow b\bar{b}h_{\text{SM}}$ process at NLO, due to diagrams with top loops.³

Both the signal and the background for each process are hadronised and fragmented using Pythia 8.180 [82] interfaced with FastJet-v3.0.6 [83] for jet clustering and jet substructure analysis. The parton-level acceptance cuts used in the event generation in MadGraph are

- $|\eta| < 2.5$ for all final state objects,
- $p_T > 15 \text{ GeV}$ for all final state objects,
- $\Delta R \equiv \sqrt{(\Delta\eta)^2 + (\Delta\phi)^2} > 0.2$ for all b -quark pairs,
- $\Delta R > 0.4$ for all other pairs of final state objects,

where p_T , η , ϕ are the transverse momentum, pseudorapidity and azimuthal angle, respectively. The looser cut on ΔR for b -quark pairs is to allow the use of the jet substructure method in the later analyses. In table 1 we show the background cross sections after the

³Note also that NMSSMTools calculates the $H'' \rightarrow A_1A_1$ decay widths at the LO. The higher order corrections to the triple Higgs couplings have been calculated only recently in [81]. In our analysis we ignore such corrections, since their impact on our overall conclusions is expected to be insignificant.

Channel	Background cross section
$b\bar{b}b\bar{b}$	3400 pb
$b\bar{b}\tau^+\tau^-$	3.1 pb
$\tau^+\tau^-\tau^+\tau^-$	5.4 fb
$b\bar{b}Z$	126 pb
$\tau^+\tau^-Z$	0.46 pb

Table 1: Parton-level cross sections for the various backgrounds after applying acceptance cuts, as given by MadGraph.

acceptance cuts have been applied at the parton level. Since the signal events are generated directly in Pythia, the above acceptance cuts are implemented not at the parton level but at the hadron level after jet clustering. For this reason we do not provide any exact efficiency values for the signal processes. However, in general, from around 0.05% for $b\bar{b}Z$ and 10% for $b\bar{b}b\bar{b}$, to almost 100% of the signal events meet the acceptance requirements at the parton level, depending on the masses involved.

We do not perform any proper b - or τ -tagging but use the MC truth to identify jets that stem from B -mesons and τ -leptons, respectively. The single tagging efficiency, 50% for both b - and τ -jets, is then taken into account by a scaling of the cross sections, assuming no knowledge of the charge-sign of the jet. Note also that, although we do not include any detector effects or smearing, the hadronisation and consequent jet clustering have a similar effect of broadening the studied objects. We therefore expect the inclusion of smearing due to the detector resolution to only marginally change our results.

In case of the τ -jets in the final state, we use only their visible parts to represent the τ 's. However, we note here that the use of more sophisticated tools for this purpose (see, e.g., [84–86]), may help improve the τ -reconstruction efficiency further. When there are only two τ -jets in the final state, one could employ, e.g., the collinear approximation [87] to improve the mass resolution. However, in our case the τ 's tend to be too back-to-back for this to work properly.

To identify the A_1 bosons decaying to $b\bar{b}$ pairs over the QCD background, we employ the jet substructure method of [88], used recently in [89] to demonstrate the detectability of pair-produced h_{SM} in the $4b$ final state. In this method, we first cluster all final state visible particles using the Cambridge-Aachen (CA) algorithm [90, 91] with $R = 1.2$. For each resulting jet, j , that has $p_T > 30$ GeV and an invariant mass > 12 GeV, we go back in the clustering sequence until we find two subjets, j_1 and j_2 , with relatively similar respective invariant masses, m_{j_1} and m_{j_2} , and transverse momenta, p_{Tj_1} and p_{Tj_2} . Furthermore, both m_{j_1} and m_{j_2} should be significantly lower than the invariant mass, m_j , of the jet they would subsequently merge into (i.e., the declustered jet j). Technically this means that the two subjets are required to satisfy the conditions

$$m_{j_{1,2}}/m_j < 0.67 \quad \text{and} \quad \frac{\min(p_{Tj_1}^2, p_{Tj_2}^2)}{m_j^2} \Delta R^2(j_1, j_2) > 0.09. \quad (3.5)$$

These two subjets are then taken to be potentially coming from an A_1 and their constituents are reclustered with the CA algorithm with $R = \max(\min(\Delta R(j_1, j_2)/2, 0.3), 0.2)$. If the two hardest of the jets thus obtained are b -tagged and the three hardest jets together have an invariant mass $> 12 \text{ GeV}$, the combination of these three subjets is considered a fat jet resulting from the $A_1 \rightarrow b\bar{b}$ decay. The constituents of the fat jet are then removed from the event and the remaining particles are reclustered using the antikT [92] algorithm with $R = 0.4$ in order to find single b - and other jets.

We now have three possible signatures for a decaying A_1 : one fat jet, two single b -jets and two τ -jets. For the $H'' \rightarrow A_1 A_1$ decay, one then has six possible combinations to look for. In all cases we require that the difference between the invariant masses of the two A_1 candidates is less than 10 GeV . For the special case of $H'' = H_{\text{SM}}$ we additionally require that the combined invariant mass of the two A_1 candidates should be $125 \pm 20 \text{ GeV}$. For the $H'' \rightarrow A_1 Z (\rightarrow A_1 \ell^+ \ell^-)$ process, we have three possible final states which correspond to three distinct signatures of the A_1 . In the special case of $H'' = H_{\text{SM}}$ we require the combined invariant mass of the Z and the A_1 candidate to be $125 \pm 10 \text{ GeV}$. The higher precision required for this process is due to the greater accuracy in the lepton momentum measurements.

From MadGraph 5 we obtain the parton-level events and cross sections for all possible background processes, including $pp \rightarrow b\bar{b}b\bar{b}$, $pp \rightarrow b\bar{b}\tau^+\tau^-$, $pp \rightarrow \tau^+\tau^-\tau^+\tau^-$, $pp \rightarrow Zb\bar{b}$ and $pp \rightarrow Z\tau^+\tau^-$. These background events are also subjected to the analyses explained above and compared with the signal samples. We then calculate the expected cross sections for the signal processes which yield $S/\sqrt{B} > 5$ for three benchmark accumulated luminosities, $\mathcal{L} = 30/\text{fb}, 300/\text{fb}$ and $3000/\text{fb}$, assumed for the LHC. The experimental sensitivity thus obtained for a given luminosity is divided by $0.9 (\simeq \text{BR}(A_1 \rightarrow b\bar{b}))$ for each $b\bar{b}$ pair and by $0.1 (\simeq \text{BR}(A_1 \rightarrow \tau^+\tau^-))$ for each $\tau^+\tau^-$ pair in the final state.⁴ This way the final expected sensitivities can be compared directly with the calculated values of $\sigma(gg \rightarrow H'') \times \text{BR}(H'' \rightarrow A_1 A_1)$ and $\sigma(gg \rightarrow H'') \times \text{BR}(H'' \rightarrow A_1 Z)$ for each model point. Henceforth we will refer to such $\sigma \times \text{BR}$ for a given process as its total cross section.

The sensitivities obtained in the various final states are shown in figure 1(a) for H_{SM} ($m_{H_{\text{SM}}} = 125 \text{ GeV}$) for $3000/\text{fb}$ assumed integrated luminosity. In figure 1(b), in addition to the sensitivities with $H'' = H_{\text{SM}}$, we also show the sensitivity for the fat jet analysis with $m_{H'} = 350 \text{ GeV}$ to illustrate the importance of the H'' mass for the $Z A_1$ channel. Note that, in case of $H'' = H_{\text{SM}}$, the limited phase space makes the b -jets very soft, rendering the fat jet analysis rather insensitive to this process. Increasing the parent Higgs boson mass results in a much larger phase space which allows one to reach much higher sensitivities through the fat jet analysis, despite losing the benefit of constraining the combined invariant mass to be near 125 GeV .

In general, we see in figure 1(b) that the fat jet analysis can be very effective when the A_1 is much lighter than the H'' , but gets worse as m_{A_1} increases and, in fact, soon becomes relatively useless (the corresponding curves are thus cut off at the mass above which the

⁴In principle, these BRs may vary slightly from one point to another in the model parameter space, but the assumed average values serve as very good approximations of the true values. Note also that for the $b\bar{b}\tau^+\tau^-$ final state there is an additional factor of 2 coming from the combinatorics of the event.

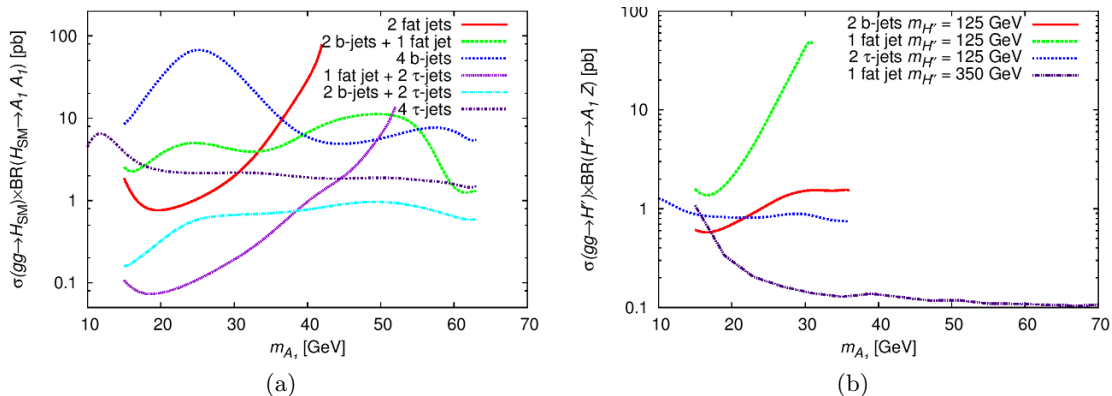


Figure 1: Expected experimental sensitivities as functions of m_{A_1} , in various possible final state combinations for (a) the $gg \rightarrow H_{\text{SM}} \rightarrow A_1 A_1$ process and (b) the $gg \rightarrow H'' \rightarrow A_1 Z$ process.

analysis becomes ineffective). This is due to the fact that the fat jet analysis assumes boosted b -quark pairs. We do not perform any b -quark pair analyses below $m_{A_1} < 15$ GeV because the limited phase space means Pythia struggles with the hadronisation of the b quarks. One can also see (especially in the curve with $m_{H''} = 350$ GeV) that, if the A_1 mass becomes too small compared to the H'' mass, the sensitivity diminishes due to the b -jets becoming too collinear to be separable even with jet substructure methods. In the upper end, the cut-offs (for sensitivity curves other than those relying on the fat jet analysis) are determined by the kinematical upper limit for the given channel, i.e., $m_{A_1} \approx 62.5$ GeV for $H_{\text{SM}} \rightarrow A_1 A_1$ and $m_{A_1} \approx 35$ GeV for $H_{\text{SM}} \rightarrow A_1 Z$.

In order to keep the figures readable, in the following sections we will only show the curves corresponding to the analyses with the highest sensitivities for a given channel. To get an impression of the sensitivity obtainable via other analyses one may compare with figure 1. In that case one should bear two things in mind. First, not constraining the combined invariant mass of the final states to be close to 125 GeV (when $H'' \neq H_{\text{SM}}$) reduces the sensitivity by a factor of 2 to 3, as stated earlier, although it leaves the relative sensitivities more or less intact. And second, increasing $m_{H''}$ means that the fat jet analysis works better, especially at higher m_{A_1} .

Finally, we do not include triggers in our analyses. Especially for the $4b$ final state, this is a complicated issue that we leave for the experimentalists to address. Here we just point out that the triggers used in [93] require too high a p_T of the b -jets to be applicable here. For the final states including τ 's, one could trigger on the missing transverse energy, which could be one more argument in their favour.

4 Results and discussion

In this section we present the numerical results of our analysis. As noted in the Introduction, in the NMSSM H_1 and H_2 can both have masses around 125 GeV and SM-like

properties, and can thus alternatively play the role of the H_{SM} . An SM-like H_1 with mass around 125 GeV can be obtained over wide regions of the CNMSSM-NUHM parameter space, defined in section 2. However, the additional requirement of $m_{A_1} \lesssim 150$ GeV somewhat constrains these regions. An SM-like H_2 , in contrast, requires much more specific parameter combinations. In the following we discuss the LHC phenomenology of a light A_1 in the two cases, with $H_{\text{SM}} = H_1$ and with $H_{\text{SM}} = H_2$, separately. In principle, in the NMSSM the signal peak observed at the LHC near 125 GeV can also be interpreted as a superposition of both H_1 and H_2 that are nearly degenerate in mass [94, 95]. In such a case the signal rates due to these two Higgs bosons should be combined for testing against the LHC Higgs boson data, depending on the assumed experimental mass resolution. However, in our scans such points occurred very rarely, covering a very insignificant portion of the parameter space. We, therefore, ignore such a possibility in our analysis, assuming the signal rates to be due only to one Higgs boson, the H_{SM} in a given case.

4.1 SM-like H_1

In figure 2(a) we show the distribution of the mass of H_1 against that of A_1 for the points obtained in our scans assuming $H_{\text{SM}} = H_1$. The ranges of the parameters scanned, are given in table 2. Note that in this and in the following figures we will allow the SM-like Higgs mass to be in the range $122 \text{ GeV} \leq m_{H_{\text{SM}}} \leq 129 \text{ GeV}$. This is to take into account the experimental as well as possibly large theoretical uncertainties in the model prediction of $m_{H_{\text{SM}}}$, given the Higgs boson mass measurement of 125 GeV at the LHC. The heat map in the figure corresponds to the parameter $\tan \beta$. One can see a particularly dense population of points for $\tan \beta \sim 1 - 6$ in the figure, with the mass of H_1 reaching comparatively larger values than elsewhere. However, m_{A_1} for such points almost never falls below ~ 60 GeV. In figure 2(b) we show m_{H_1} as a function of the coupling κ , with the heat map corresponding to the coupling λ . Again there is a clear strip of points with $\lambda \gtrsim 0.6$ (and $\kappa \sim 0.15 - 0.5$) for which m_{H_1} can be as high as 129 GeV. These points are the ones lying also in the small $\tan \beta$ strip in figure 2(a). The rest of the points, corresponding to smaller λ and larger $\tan \beta$, can barely yield m_{H_1} in excess of 126 GeV. The reason for the behaviour of m_{H_1} observed in these figures is explained in the following.

The tree-level mass of H_{SM} in the NMSSM is given by [46]

$$m_{H_{\text{SM}}}^2 \simeq m_Z^2 \cos^2 2\beta + \lambda^2 v^2 \sin^2 2\beta - \frac{\lambda^2 v^2}{\kappa^2} \left[\lambda - \sin 2\beta \left(\kappa + \frac{A\lambda}{2s} \right) \right]^2. \quad (4.1)$$

For small λ and large $\tan \beta$ the negative third term on the right hand side of the above equation can dominate over the positive second term, leading to a reduction in the tree-level $m_{H_{\text{SM}}}^2$. The mass of H_{SM} can then reach values as high as 125 GeV or so only through large radiative corrections from the stop sector, thus requiring the so-called maximal mixing scenario and thereby invoking fine-tuning concerns. Alternatively the correct mass of H_{SM} , particularly when it is the H_1 , can be obtained in a more natural way through large λ and small $\tan \beta$, implying a reduced dependence on the radiative corrections. This enhances the tree-level contribution to $m_{H_{\text{SM}}}^2$ from the positive second term and nullifies that from the negative third term. We shall refer to this parameter configuration as the ‘naturalness

Parameter	Extended range	Reduced range
m_0 (GeV)	200 – 4000	200 – 2000
$m_{1/2}$ (GeV)	100 – 2000	100 – 1000
A_0 (GeV)	–5000 – 0	–3000 – 0
μ_{eff} (GeV)	100 – 2000	100 – 200
$\tan \beta$	1 – 40	1 – 6
λ	0.01 – 0.7	0.4 – 0.7
κ	0.01 – 0.7	0.01 – 0.7
A_λ^* (GeV)	–2000 – 2000	–500 – 500
A_κ^* (GeV)	–2000 – 2000	–500 – 500

Table 2: Ranges of the CNMSSM-NUHM input parameters scanned for obtaining a ~ 125 GeV H_{SM} along with a light A_1 .

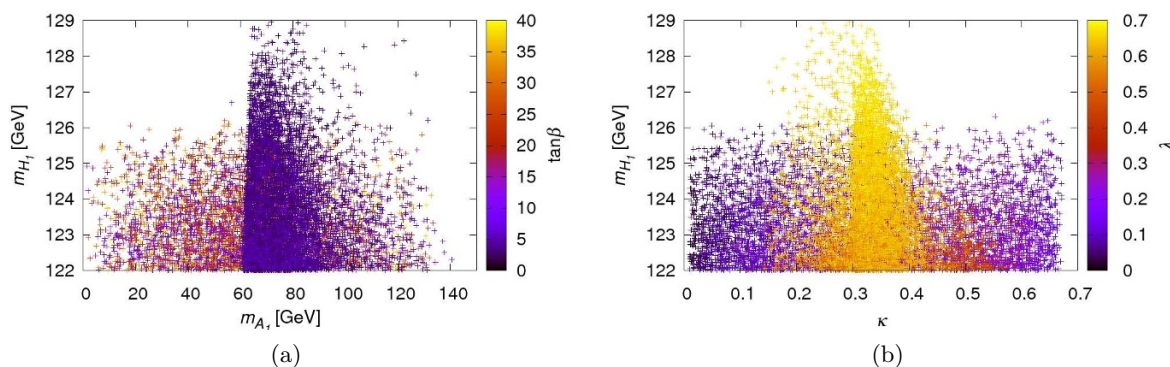


Figure 2: Case with $H_{\text{SM}} = H_1$: (a) Mass of H_1 vs. that of A_1 , with the heat map showing the distribution of $\tan \beta$; (b) m_{H_1} as a function of the parameter κ , with the heat map showing the distribution of the coupling λ .

limit’ in the following.⁵ In figure 3(a) we see that, for the points in the strip corresponding to the naturalness limit, larger m_{H_1} is obtained without requiring either m_0 shown on the horizontal axis, or A_0 , shown by the heat map, to be too large. For points outside this strip, the desired mass of H_1 can only be achieved with large m_0 or, in particular, very large $-|A_0|$.

In figure 3(b) we show the distributions of the remaining three parameters,⁶ A_λ , A_κ and $m_{1/2}$, on the horizontal and vertical axes and by the heat map, respectively. Again one sees a dense strip of points with relatively smaller values of $m_{1/2}$ which corresponds to

⁵In our original scan with wide parameter ranges, very few points belonging in the naturalness limit were obtained. We therefore performed a dedicated scan of the reduced parameter ranges corresponding to the naturalness limit, also given in table 2, and merged the points from the two scans. This results in a relatively high density of such points in strips with sharp edges seen in the figures.

⁶Unlike A_0 , A_λ and A_κ shown in the figures are the ones calculated at M_{SUSY} by NMSSMTools from A_λ^* and A_κ^* , respectively, input at the GUT scale.

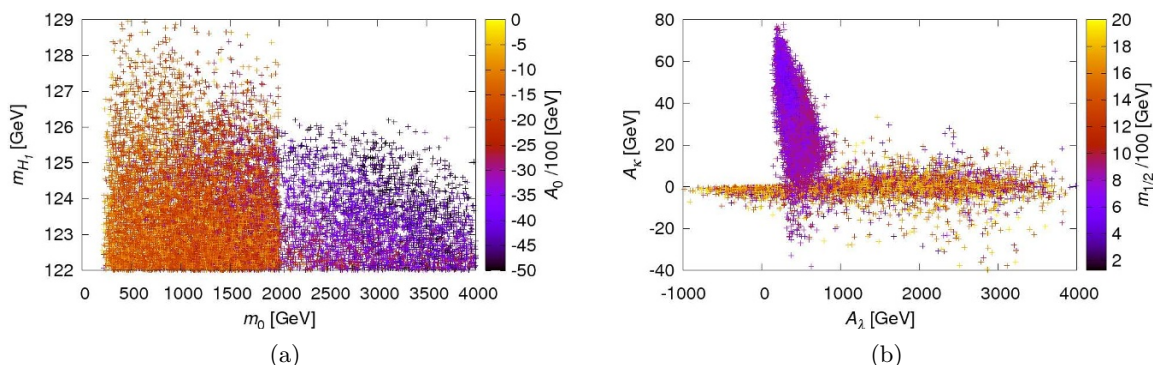


Figure 3: Case with $H_{SM} = H_1$: (a) Mass of H_1 as a function of the parameter m_0 , with the heat map showing the distribution of the soft trilinear coupling A_0 ; (b) the parameter A_λ vs. the parameter A_κ with the heat map showing the distribution of the soft mass $m_{1/2}$.

the naturalness limit. These points are also restricted to comparatively smaller values of $+|A_\lambda|$ but extend to a wider range of A_κ than the points outside the strip. The smallness and positivity of A_λ is warranted for further enhancing the tree-level $m_{H_{SM}}^2$ by reducing the size of the term in the square brackets in eq. (4.1). The sign and size of A_κ is then mainly defined by the condition of smallness of m_{A_1} . According to eq. (2.4), for $A_\lambda, A_\kappa > 0$, increasing A_κ reduces $m_{A_1}^2$ as long as $|2\lambda v^2 \sin 2\beta| < |3sA_\kappa|$. Moreover, since λ and $\tan \beta$ ought to be large in order to maximise m_{H_1} , m_{A_1} can only be reduced further by reducing κ .

However, going back to the figure 2(a), it is evident that A_1 never has a mass below $m_{H_1}/2$ in the naturalness limit, as m_{A_1} cuts off sharply at that value. The reason for this is that the tree-level $H_i A_1 A_1$ couplings are proportional to λ^2 (see eq. (A.17) in [46]). Thus, for very large λ , required to enhance the mass of H_1 ,⁷ when $m_{A_1} < m_{H_1}/2$, the $H_1 \rightarrow A_1 A_1$ decay can be highly dominant over the other H_1 decay channels. In fact the $BR(H_1 \rightarrow A_1 A_1)$ reaches unity for such points, resulting in highly suppressed BRs for all other channels. Consequently the signal rates of H_1 in the $\gamma\gamma$ and ZZ channels drop to unacceptably low values and the corresponding points are rejected during our scans. This can in fact be used to constrain the decay of H_{SM} to lighter scalars or pseudoscalars [96].

4.1.1 bbA_1 production

We first analyse the bbA_1 production process for this case. In figure 4 we show the total cross section, $\sigma(gg \rightarrow bbA_1)$, as a function of m_{A_1} for all the good points from our scan. The red and blue points in the figure are the ones for which the calculated R_X lies within the range of μ_X measured by CMS and ATLAS, respectively. The green points are then the ‘unfiltered’ ones for which neither of these two constraints are satisfied. We shall retain this color convention for all the figures showing cross sections henceforth. One notices in the figure that none of the points with m_{A_1} below ~ 60 GeV satisfies the ATLAS constraints on R_X , while some of these comply with the CMS ones. This is due to the fact

⁷Note that λ is bounded from above by the perturbativity condition $\lambda^2 + \kappa^2 \lesssim 0.5$ [5].

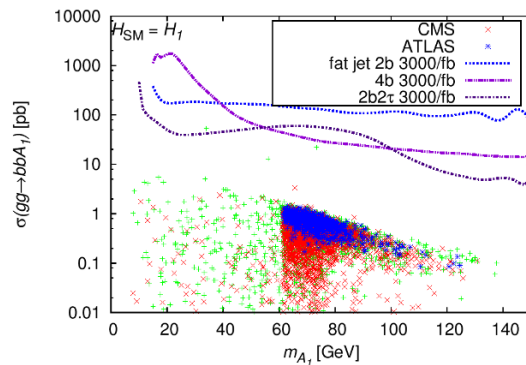


Figure 4: $b\bar{b}A_1$ production cross section as a function of m_{A_1} in the case with $H_{\text{SM}} = H_1$. The red and the blue points satisfy the CMS and the ATLAS constraints on $R_{\gamma\gamma/ZZ}$, respectively. In green are the unfiltered points satisfying neither of these constraints. Also shown are the sensitivity curves for various final state combinations. See text for details.

that all these points belong outside the naturalness limit, and hence possess very (MS)SM like characteristics. According to eq. (3.4), the ATLAS measurements of $\mu_{\gamma\gamma}$ and μ_{ZZ} are substantially higher than 1. Such high rates in the $\gamma\gamma$ and ZZ channels can only be obtained in the naturalness limit of the NMSSM, as noted in [31]. Hence one sees a large number of points corresponding to the naturalness limit consistent with the ATLAS constraint in the figure. Note also that the ATLAS collaboration has recently updated its measurement of $\mu_{\gamma\gamma}$ [97], which is now comparatively closer to the SM prediction. However, no updates on μ_{ZZ} for the same data set have been released. This implies that even if we use the newly released $\mu_{\gamma\gamma}$ value, R_{ZZ} for a given point still ought to be large to satisfy the older μ_{ZZ} range from ATLAS.

Also shown in figure 4 are the sensitivity curves corresponding to the $2b2\tau$ and $4b$ final states for an expected integrated luminosity of 3000/fb at the LHC. We see that none of the good points from the scan have a cross section large enough to be discoverable in any of the considered final state combinations. This may seem to be in contrast with the results of earlier studies [26, 27]. However, a closer inspection of these previous results reveals that for all the model points yielding a potentially detectable A_1 , m_{H_1} is always below 120 GeV. To further verify this observation, we performed a test scan of the NMSSM parameter space with an earlier version (2.3.1) of the NMSSMTools package and checked the surviving points with version 4.2.1 as well as with HiggsBounds. We noted that all the points with a large bbA_1 cross section obtained in the test scan were indeed ruled out by the latest data from the Higgs searches at LEP and LHC. In addition to that, the improvements in the calculation of the Higgs boson masses and reduced couplings in the newer version may also be responsible for a more accurate theoretical prediction of the cross section for this process.

4.1.2 Production via $H_{\text{SM}} \rightarrow A_1 A_1 / Z$

Among the indirect production channels, we first analyse the $H_1 \rightarrow A_1 A_1$ and $H_1 \rightarrow A_1 Z$ processes. As noted above in detail, for the points in the naturalness limit, m_{A_1} never falls below $m_{H_1}/2$, making both these processes kinematically irrelevant. This decay is then only possible for points obtained outside this limit, i.e., for small λ and large $\tan \beta$.

In figure 5(a), we show the total cross section for the $gg \rightarrow H_1 \rightarrow A_1 A_1$ channel. Also shown in the figure are the curves corresponding to the sensitivity reaches in the $2b2\tau$ as well as the 4τ final states. For the $2b2\tau$ curve, we have used a combination of the fat jet plus two τ -jets and the two single b -jets plus two τ -jets analyses. The fat jet analysis has been used for low masses while the two single b -jets analysis has been used when it becomes more sensitive. The curve corresponding to the 4τ final state extends to lower m_{A_1} . This is because, for $m_{A_1} < 10$ GeV, the $A_1 \rightarrow b\bar{b}$ decay becomes kinematically disallowed, resulting in the 4τ being the only applicable channel and causing $\text{BR}(A_1 \rightarrow \tau^+ \tau^-)$ to rise from near 0.1 to around 0.9, thereby causing a sharp dip in the 4τ sensitivity curve. We note in the figure that while a lot of unfiltered points should be accessible at the LHC in the $2b2\tau$ final state at $\mathcal{L} = 300/\text{fb}$, very few points consistent with the CMS constraint on R_X lie above the corresponding curve. None of the points consistent with the corresponding ATLAS constraints appears in this figure, for reasons noted earlier.

In figure 5(b) we see that the $A_1 Z$ channel will not be accessible at the LHC in any final state combination even for the maximum integrated luminosity assumed. All the points where m_{A_1} is low enough for this decay channel to be relevant lie much below the sensitivity curves shown, which correspond to the two single b -jets plus $\ell^+ \ell^-$ and the two τ -jets plus $\ell^+ \ell^-$ final states. This is due to the fact that the $\text{BR}(H_1 \rightarrow A_1 Z)$ is extremely small for such points. The reason for the smallness of this BR can be understood by examining the $H_i A_j Z$ couplings, which are proportional to the factors $S_{i1} P_{j1} - S_{i2} P_{j2}$ (see eq. (A.17) in [46]). Here S_{i1} and S_{i2} are the terms corresponding to the H_{dR} and H_{uR} weak eigenstates in the scalar mixing matrix, and P_{j1} and P_{j2} are the terms corresponding to H_{dI} and H_{uI} weak eigenstates in the pseudoscalar mixing matrix, with the indices R and I referring to the real and imaginary parts, respectively, of the complex Higgs fields. Owing to the structure of the scalar and the pseudoscalar mass matrices, $P_{j1}/P_{j2} = \tan \beta$ for the singlet-like A_j , and for a very SM-like $H_i = H_{\text{SM}}$, $S_{i2}/S_{i1} \approx \tan \beta$. This causes the factor $S_{i1} P_{j1} - S_{i2} P_{j2}$ to approach zero, resulting in an almost vanishing $H_1 A_1 Z$ coupling.

4.1.3 Production via $H' \rightarrow A_1 A_1 / Z$

We next consider the decays of the other non-SM-like Higgs bosons in the $A_1 A_1$ and $A_1 Z$ channels. In figure 6(a) and (b) we see that the situation for the $H_2 \rightarrow A_1 A_1 / Z$ decays is very similar to that for the $H_1 \rightarrow A_1 A_1 / Z$ decays, respectively. The sensitivity curves shown correspond to the same final state combinations as those in figure 5(a) and (b). But here the difference is that the combined invariant mass of the final state particles is not required to be ~ 125 GeV. The H_2 mass used in the lines for the $H_2 \rightarrow A_1 A_1$ decay is 175 GeV, while for the $H_2 \rightarrow A_1 Z$ channel we use 200 GeV in order to cover the whole populated region of panel (b). The actual H_2 mass for the points shown ranges from around

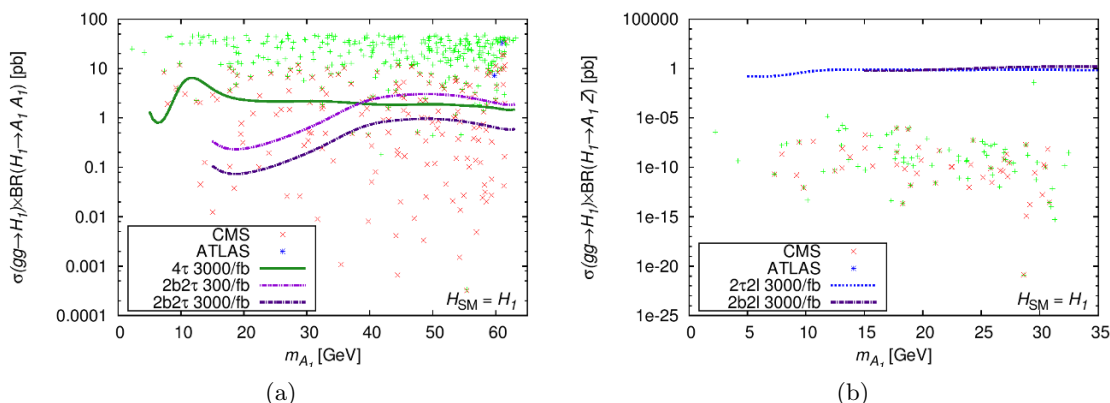


Figure 5: Total cross sections in the case with $H_{SM} = H_1$ for (a) the $gg \rightarrow H_{SM} \rightarrow A_1 A_1$ process and (b) the $gg \rightarrow H_{SM} \rightarrow A_1 Z$ process. The color convention for the points is the same as in figure 4. See text for details about the sensitivity curves.

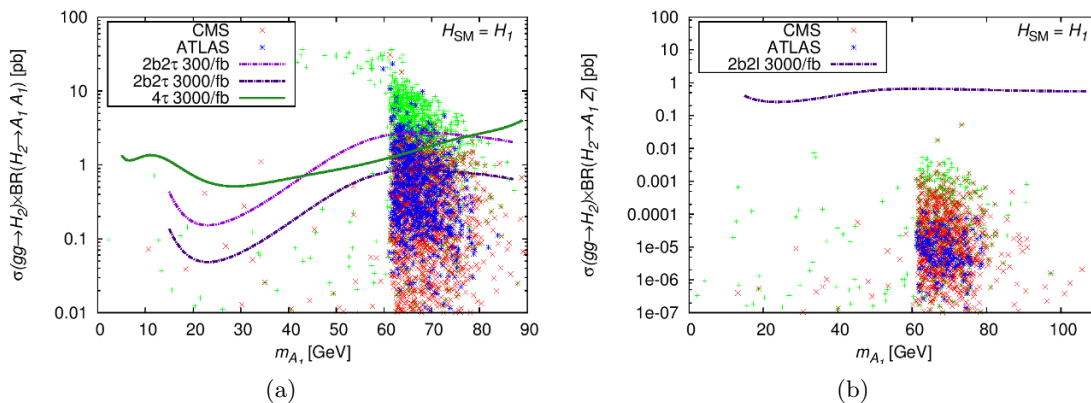


Figure 6: Total cross sections in the case with $H_{SM} = H_1$ for (a) the $gg \rightarrow H_2 \rightarrow A_1 A_1$ process and (b) the $gg \rightarrow H_2 \rightarrow A_1 Z$ process. The color convention for the points is the same as in figure 4. See text for details about the sensitivity curves.

130 GeV to around 300 GeV, with a large population below 150 GeV, so for some points the sensitivities shown might be somewhat overestimated.

We note that, although the prospects for the $H_2 \rightarrow A_1 A_1$ channel are not great, they are slightly better than those for the $H_1 \rightarrow A_1 A_1$ mode seen above. For the former, a significant number of points satisfying also the ATLAS constraints on R_X may be probed in the $b\bar{b}\tau^+\tau^-$ final state combination, contrary to what was observed for the latter. The $H_2 \rightarrow A_1 Z$ channel, on the other hand, will not be accessible at all in any final state combination even at 3000/fb integrated luminosity. This is not surprising given the singlet-like natures of both A_1 and H_2 .

In the case of H_3 decays the overall prospects are quite different from those noted for the lighter scalars above. In figure 7(a) one can see that the $H_3 \rightarrow A_1 A_1$ channel will be inaccessible even for maximum assumed luminosity. The sensitivity curves shown

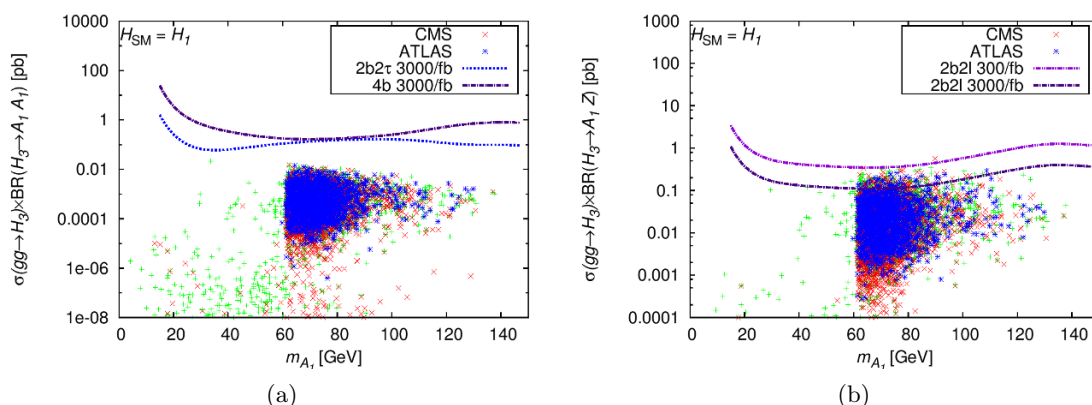


Figure 7: Total cross sections in the case with $H_{\text{SM}} = H_1$ for (a) the $gg \rightarrow H_3 \rightarrow A_1 A_1$ process and (b) the $gg \rightarrow H_3 \rightarrow A_1 Z$ process. The color convention for the points is the same as in figure 4. See text for details about the sensitivity curves.

correspond to an H_3 mass of 350 GeV and a combination of the fat jet and the two single b -jets analyses, which always shows the highest possible reach for a given m_{A_1} . The reason for the poor prospects in the $H_3 \rightarrow A_1 A_1$ channel is to a large extent a consequence of the high mass of H_3 , partly because such a mass reduces the production cross section and partly because a number of other decay channels like $t\bar{t}$, W^+W^- , ZZ and lighter Higgs scalars are available. These other channels are relatively unsuppressed and hence dominate over the $A_1 A_1$ channel.

In figure 7(b) we see that in contrast, the $H_3 \rightarrow A_1 Z$ channel shows some promise. A fraction of the points lies above the $\mathcal{L} = 3000/\text{fb}$ sensitivity curve corresponding to the $2b2\ell$ final state, with one point lying above the 300/fb curve. Most of these points satisfy the CMS and/or ATLAS constraints on R_X . The total cross section for this process can reach detectable levels due to the fact that the $H_3 A_1 Z$ coupling is not subject to the peculiar cancellation noted earlier for the $H_1 A_1 Z$ coupling. Since A_1 with mass larger than ~ 60 GeV will not be accessible in any other production mode, this channel will be very crucial for its discovery, which may be possible even at 300/fb integrated luminosity at the LHC.

4.2 SM-like H_2

For the case $H_{\text{SM}} = H_2$, we noted in the initial wide-ranged scans that a vast majority of the points with $m_{H_2} \sim 125$ GeV that survived the constraints imposed within NMSSMTools corresponded to the naturalness limit. We therefore performed a dedicated scan of the reduced parameter ranges seen in table 2, and will only analyse such points here. Contrary to the $H_{\text{SM}} = H_1$ case, here m_{A_1} can be much smaller even in the naturalness limit, as seen in figure 8(a), where we show the distribution of m_{A_1} against that of m_{H_2} , with the heat map corresponding to the parameter $\tan \beta$. One sees in the figure that lower values of m_{A_1} prefer slightly larger values of $\tan \beta$. In figure 8(b) we note that m_{A_1} falls also with decreasing λ , shown by the heat map.

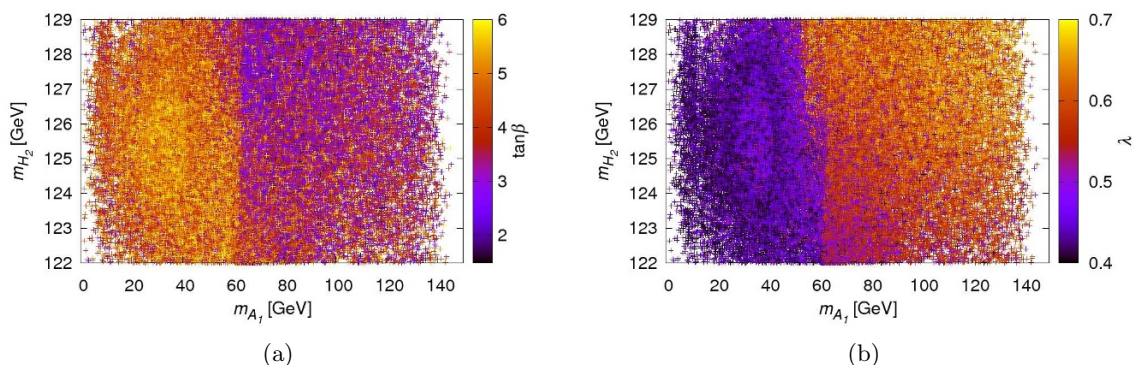


Figure 8: Mass of H_2 vs. that of A_1 for the case with $H_{\text{SM}} = H_2$. The heat map shows (a) the distribution of $\tan\beta$ and (b) the distribution of λ .

An important thing to note here is that, despite the comparatively smaller λ and larger $\tan\beta$, m_{H_2} in this case can easily reach as high as 129 GeV. This is because, as explained in [98], the mixing of the SM-like H_2 with the lighter singlet-like H_1 can result in a 6–8 GeV raise in the tree-level mass of H_2 , even for moderate values of $\tan\beta$ and λ . Such relatively small λ and small-to-moderate $\tan\beta$, together with small κ , as observed in the heat map of figure 9(a), in turn also help reduce m_{A_1} . Importantly also, m_{A_1} in this case can reach comparatively much smaller values without such points being severely constrained due to the opening of the $H_{\text{SM}} \rightarrow A_1 A_1$ channel, as was noted for the $H_{\text{SM}} = H_1$ case. The relatively smaller values of λ imply that the $\text{BR}(H_{\text{SM}} \rightarrow A_1 A_1)$ never gets overwhelming enough to completely diminish the other BRs and consequently the signal rates of H_2 in the $\gamma\gamma$ and ZZ channels. However, the onset of the $H_2 \rightarrow A_1 A_1$ channel does suppress points with large λ below $M_{H_2}/2$ and hence gives rise to sharp separations between the violet and orange regions in figure 8(a) and (b).

In figure 9(b) one sees that A_λ is always positive although the mass of A_1 , shown by the heat map, is almost independent of A_λ , while A_κ can be both negative and positive. Furthermore, m_{A_1} clearly falls with increasing $+|A_\kappa|$ (and, equivalently, decreasing $-|A_\kappa|$), which is again in accordance with eq. (2.4).

4.2.1 bbA_1 production

In figure 10 we show the $gg \rightarrow bbA_1$ rates for all the good points from the scan for this case. The sensitivity curves shown correspond to the $2b2\tau$ and $4b$ final states for an expected integrated luminosity of 3000/fb at the LHC. As in the case with $H_{\text{SM}} = H_1$ discussed above, none of the good points from the scan have a cross section large enough to be discoverable in any of the final state combinations.

4.2.2 Production via $H_{\text{SM}} \rightarrow A_1 A_1/Z$

In figure 11(a) we show the prospects for the $H_2 \rightarrow A_1 A_1$ channel when H_2 is SM-like. The sensitivity lines shown correspond to the same final state combinations as in figure 5, with the addition of a line for the $2b2\tau$ final state at $\mathcal{L} = 30/\text{fb}$. We see that, compared with the

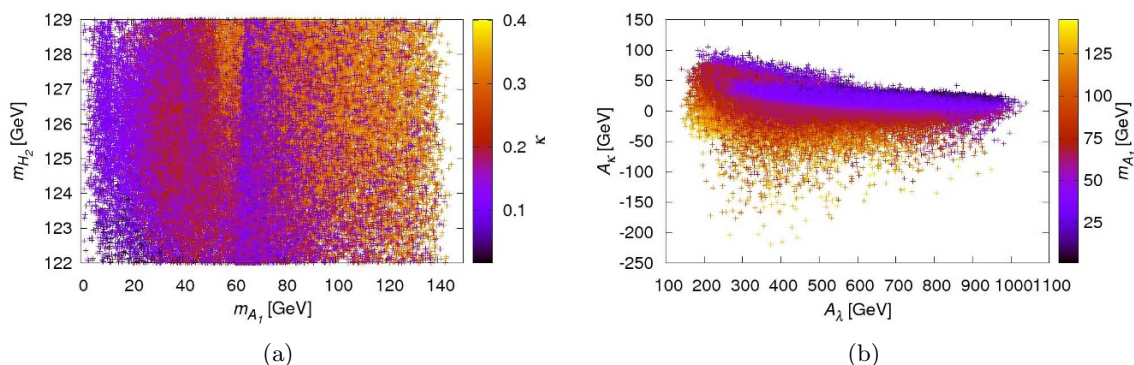


Figure 9: Case with $H_{\text{SM}} = H_2$: (a) mass of H_2 vs. that of A_1 , with the heat map showing the distribution of κ ; (b) the parameter A_λ vs. the parameter A_κ with the heat map showing the distribution of the mass of A_1 .

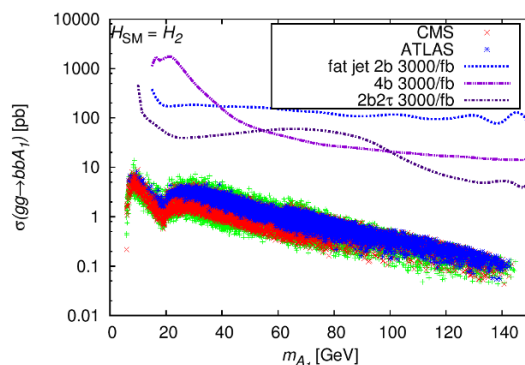


Figure 10: $b\bar{b}A_1$ production cross section as a function of m_{A_1} in the case with $H_{\text{SM}} = H_2$. The color convention for the points is the same as in figure 4. See text for details about the sensitivity curves.

$H_{\text{SM}} = H_1$ case, a much larger part of the parameter space can be probed in this channel at the LHC, even at as low as 30/fb integrated luminosity. The reason is clearly that in this case the points with $m_{A_1} < m_{H_{\text{SM}}}/2$ belong to the lower edge of the naturalness limit ($\lambda \sim 0.4$), where $\text{BR}(H_2 \rightarrow A_1 A_1)$ is sufficiently enhanced without causing the H_{SM} for these points to deviate too much from an SM-like behaviour. This is the reason why a large fraction of the points with large cross section is consistent also with the CMS and ATLAS measurements of $\mu_{\gamma\gamma}/ZZ$.

In figure 11(b) we see that the prospects in the $H_2 \rightarrow A_1 Z$ channel are still poor. They are, nevertheless, much better than when $H_{\text{SM}} = H_1$, despite the same peculiar cancellation in the $H_i A_j Z$ couplings discussed earlier. Here this cancellation is not as exact because the relation $S_{i2}/S_{i1} \approx \tan \beta$ is not satisfied as strictly.

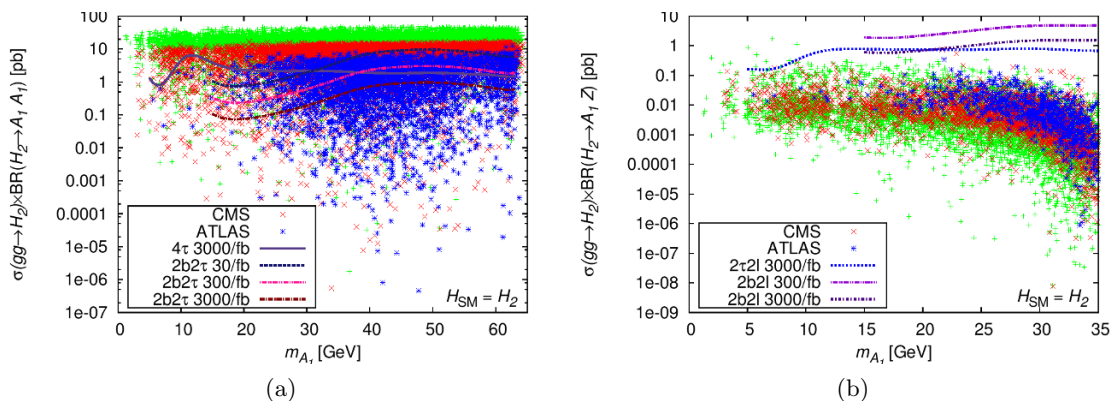


Figure 11: Total cross sections in the case with $H_{SM} = H_2$ for (a) the $gg \rightarrow H_{SM} \rightarrow A_1 A_1$ process and (b) the $gg \rightarrow H_{SM} \rightarrow A_1 Z$ process. The color convention for the points is the same as in figure 4. See text for details about the sensitivity curves.

4.2.3 Production via $H' \rightarrow A_1 A_1 / Z$

The prospects for the discovery of a light pseudoscalar in the $H_1 \rightarrow A_1 A_1$ and $H_1 \rightarrow A_1 Z$ decay channels, for a singlet-like H_1 , are illustrated in figures 12(a) and (b), respectively. In the panel (a) the sensitivity curves correspond to the one fat jet plus two τ -jets, the two single b -jets plus two τ -jets and the 4τ final states. These are compared with the cross sections of the good points from the scans. For the fat jet plus two τ -jets as well as the 4τ curves $m_{H_1} = 100$ GeV, while for the two b -jets plus two τ -jets curve $m_{H_1} = 125$ GeV, which allows the coverage of points with large m_{A_1} .⁸ However, in neither of these cases is the mass used to constrain the kinematics. The 4τ line has been added since, for $m_{A_1} < 2m_b$, the A_1 can only be accessed via this channel. Understandably, this line is cut off at the kinematical upper limit of $m_{H_1}/2 = 50$ GeV. The lines corresponding to the fat jet analysis are cut off where the efficiency for extracting the signal becomes too bad for the result to be reliable.

One sees in figure 12(a) that almost all the points complying with the current CMS and/or ATLAS constraints on R_X are potentially discoverable, even at $\mathcal{L} = 30/\text{fb}$. Thus a large part of the scanned NMSSM parameter space can be probed via this decay channel. In particular, since such light pseudoscalars cannot be obtained in the naturalness limit for the case with $H_{SM} = H_1$, it should essentially be possible to exclude $m_{A_1} \lesssim 60$ GeV in the natural NMSSM at the LHC via this channel. Although a light A_1 may still be obtained with slightly smaller λ it will be difficult for H_{SM} to reach ~ 125 GeV without large radiative corrections. Note also that such an exclusion will not cover the narrow regions of the parameter space where the $A_1 \rightarrow H_1 H_1$ decay is kinematically allowed. Finally, In figure 12(b), we see that the prospects for the discovery of A_1 via the $H_1 \rightarrow A_1 Z$ channel are non-existent in this case too.

⁸Note that this should not be taken as a claim that for such points H_1 is mass-degenerate with H_2 ; the chosen H_1 mass is merely for illustration.

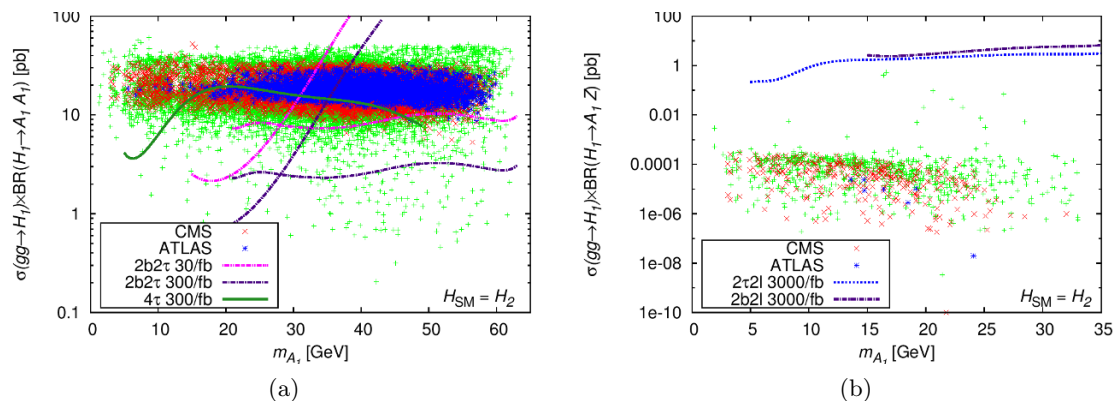


Figure 12: Total cross sections in the case with $H_{\text{SM}} = H_2$ for (a) the $gg \rightarrow H_1 \rightarrow A_1 A_1$ process and (b) the $gg \rightarrow H_1 \rightarrow A_1 Z$ process. The color convention for the points is the same as in figure 4. See text for details about the sensitivity curves.

For the decay chain starting from H_3 , the situation is similar to the one in the case with $H_{\text{SM}} = H_1$. In figure 13(a) we see that the $H_3 \rightarrow A_1 A_1$ channel is inaccessible here also due to the fact that, as mentioned before, for such high masses the production cross section gets diminished. Moreover, other decay channels of H_3 dominate over this channel. The sensitivity curves in the figure correspond to the $2b2\tau$ and $4b$ final states for $\mathcal{L} = 3000/\text{fb}$. In fact, the cross sections obtainable here are even marginally smaller than those seen earlier for the $H_3 \rightarrow A_1 A_1$ channel in the $H_{\text{SM}} = H_1$ case, owing, again, to the generally smaller values of λ in this case.

Conversely, the $H_3 \rightarrow A_1 Z$ channel, shown in figure 13, shows much more promise than before. As pointed out before, this has to do with the increased sensitivity in the fat jet analysis when the involved masses are high, as well as the relatively large $H_3 A_1 Z$ coupling, which is actually somewhat larger here than in the $H_{\text{SM}} = H_1$ case, due to a somewhat larger doublet component of A_1 . Again, there are hardly any points with $m_{A_1} < m_{H_{\text{SM}}}/2$ for λ large enough to yield a high total cross section, for the same reasons as discussed earlier. We emphasise again that this channel will be an extremely important probe for an NMSSM A_1 with mass greater than ~ 60 GeV.

4.3 Benchmark points

As pointed out in the previous sections, of the channels discussed in this paper, $gg \rightarrow H_3 \rightarrow A_1 Z$ appears to be the only one in which an A_1 lying in the interval ~ 60 GeV–120 GeV could be discovered with 300/fb integrated luminosity at the LHC. Note though that the $H^\pm \rightarrow A_1 W^\pm$ channel has also been found to be of interest for such pseudoscalar masses [99].

While the $H_i \rightarrow A_1 A_1$ decay channel has been previously visited in the literature, this channel has not been emphasised upon much. Therefore, in order to facilitate further investigation of this channel, we single out a few benchmark points that should be within the reach of the LHC at $\mathcal{L} = 300/\text{fb}$, and provide their details in table 3. Besides yielding

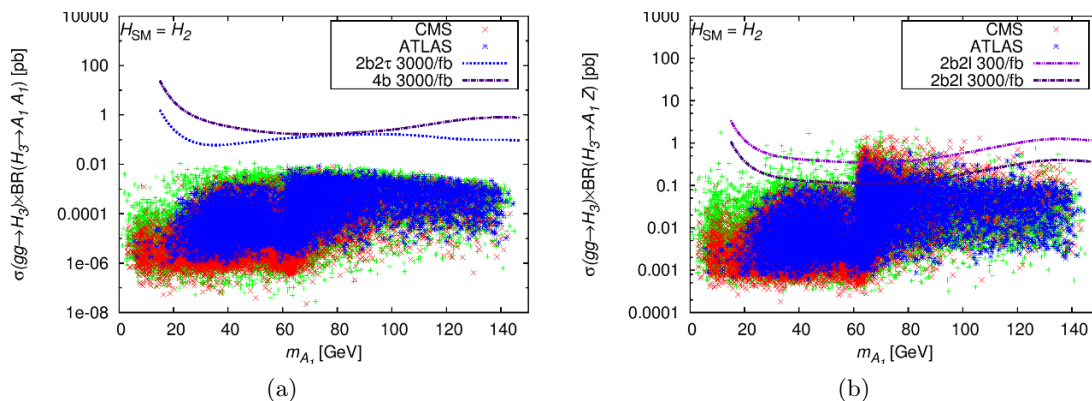


Figure 13: Total cross sections in the case with $H_{\text{SM}} = H_1$ for (a) the $gg \rightarrow H_3 \rightarrow A_1 A_1$ process and (b) the $gg \rightarrow H_3 \rightarrow A_1 Z$ process. The color convention for the points is the same as in figure 4. See text for details about the sensitivity curves.

large cross sections for this channel, these points also satisfy the CMS and/or ATLAS constraints on R_X . Point 1 corresponds to the case with $H_{\text{SM}} = H_1$, while Points 2, 3 and 4 correspond to the $H_{\text{SM}} = H_2$ case and are intended to cover the entire accessible range of m_{A_1} .

5 Conclusions

In this article we have revisited the discovery prospects of a light NMSSM pseudoscalar, A_1 , at the forthcoming 14 TeV LHC run. We have shown the dependence of the mass expression for A_1 on the input parameters of the model and discussed its most prominent production and decay modes. Through scans of the CNMSSM-NUHM parameter space, we have identified the regions where A_1 with mass $\lesssim 150$ GeV can be obtained while requiring one of the two light CP-even Higgs bosons to have a mass around 125 GeV and SM-like signal rates. We have then discussed in detail the salient features of these regions, separately for the case when the SM-like Higgs boson is H_1 and the case when it is H_2 .

To connect to LHC physics we have performed detailed MC analyses of the various A_1 production channels of interest. These channels can be divided into direct and indirect ones, with the former referring to the $b\bar{b}$ -associated production mode and the latter encompassing the decays of the heavier CP-even Higgs bosons into $A_1 A_1$ or $A_1 Z$ pairs. The A_1 thus produced is assumed to decay via the channels with the highest BRs, i.e., $b\bar{b}$ and $\tau^+ \tau^-$, while the Z boson decays leptonically. For the $A_1 \rightarrow b\bar{b}$ decays, we have adopted a jet substructure method, which improves the experimental sensitivity for a low mass A_1 through boosted b -jet pairs and is particularly useful for the decays of the heavy CP-even Higgs bosons.

We have found that, contrary to the findings of some earlier studies, the direct production channel, bbA_1 , has now been rendered ineffective by the observed properties of the SM-like Higgs boson discovered at the LHC. However, some of the indirect production

Case	$H_{\text{SM}} = H_1$	$H_{\text{SM}} = H_2$		
	Point 1	Point 2	Point 3	Point 4
Input parameters				
m_0 (GeV)	991.42	1321.2	1817.8	1358.1
$m_{1/2}$ (GeV)	737.59	752.07	977.07	947.62
A_0 (GeV)	-729.51	-88.81	-1112.88	-699.12
μ_{eff} (GeV)	172.43	150.52	167.17	185.77
$\tan \beta$	1.807	1.636	1.661	1.549
λ	0.66	0.619	0.6248	0.5978
κ	0.1772	0.0692	0.0506	0.1096
A_λ^* (TeV)	59.136	426.49	-466.9	-115.9
A_κ^* (TeV)	474.85	444.7	-142.41	275.31
Observables				
m_{A_1} (GeV)	89.88	106.22	73.71	63.95
m_{H_1} (GeV)	127.1	85.1	94.7	116.4
m_{H_2} (GeV)	130.3	124.8	126.85	125.41
m_{H_3} (GeV)	378.47	327.85	360.58	388.21
$R_{\gamma\gamma}$	1.156	1.114	0.964	1.099
R_{ZZ}	0.824	1.063	0.982	0.972
$\sigma \times \text{BR}(H_3 \rightarrow A_1 Z)$ (pb)	0.57	1.33	1.47	0.83

Table 3: Some specifics of the four benchmark points for the $gg \rightarrow H_3 \rightarrow A_1 Z$ channel.

channels still show plenty of promise. Specifically, the decays of the scalars, including in particular the SM-like Higgs boson, whether H_1 or H_2 , carry the potential to reveal an A_1 with mass $\lesssim 60$ GeV for the integrated luminosity at the LHC as low as 30/fb. In case of non-discovery, this channel could help practically exclude large portions of the NMSSM parameter space. This is particularly true when the SM-like H_2 is required to achieve a mass close to 125 GeV in a natural way (without needing large radiative corrections), while the H_1 is not light enough to allow A_1 decays into its pairs.

Most notably though, when the A_1 is heavier than ~ 60 GeV, while its pair production via decays of the two lightest CP-even Higgs bosons also becomes inaccessible, the $gg \rightarrow H_3 \rightarrow A_1 Z$ channel takes over as the most promising one. This channel is, therefore, of great importance and warrants dedicated probes in future analyses at the LHC. We strongly advocate such studies, for which we have provided details of some benchmark points which give significantly large $gg \rightarrow H_3 \rightarrow A_1 Z$ cross sections and at the same time show consistency with the current data from the LHC Higgs boson searches.

We summarise all our findings in table 4, quoting the integrated luminosity at which a reasonable number of model points should be discoverable at the LHC in at least one of the given final state combinations. Also given are the mass ranges of A_1 over which the discovery in a given production channel is plausible.

Production mode	Final states	Accessibility, for \mathcal{L}	Mass range (GeV)
$b\bar{b}A_1$	$4b, 2b2\tau$	x	
$H_1 \rightarrow A_1A_1$ ($H_1 = H_{SM}$)	$4b, 2b2\tau, 4\tau$	✓ 300/fb	$m_{A_1} < 63$
$H_1 \rightarrow A_1A_1$ ($H_2 = H_{SM}$)	$4b, 2b2\tau, 4\tau$	✓ 30/fb	$m_{A_1} < 60$
$H_1 \rightarrow A_1Z$	$2b2\ell, 2\tau2\ell$	x	
$H_2 \rightarrow A_1A_1$ ($H_1 = H_{SM}$)	$4b, 2b2\tau, 4\tau$	✓ 300/fb	$60 < m_{A_1} < 80$
$H_2 \rightarrow A_1A_1$ ($H_2 = H_{SM}$)	$4b, 2b2\tau, 4\tau$	✓ 30/fb	$m_{A_1} < 63$
$H_2 \rightarrow A_1Z$	$2b2\ell, 2\tau2\ell$	x	
$H_3 \rightarrow A_1A_1$	$4b, 2b2\tau, 4\tau$	x	
$H_3 \rightarrow A_1Z$	$2b2\ell, 2\tau2\ell$	✓ 300/fb	$60 < m_{A_1} < 120$

Table 4: List of the A_1 production channels included in this study. The second column shows the final state combinations of interest for each channel, while the third column shows the integrated luminosity at which the A_1 can be accessible at the LHC in at least one of these combinations. In the fourth column we provide the mass range within which a signature of A_1 can be established in the given channel.

Finally, the discovery prospects of the NMSSM Higgs bosons, including also via their decays into other Higgs states, were studied recently in [45]. The cross sections calculated by us are generally consistent with those provided there, in the cases where a comparison is meaningful. Furthermore, in that study some points with unusually large $BR(A_1 \rightarrow \gamma\gamma)$ have been emphasised. For some of these points the $2b2\gamma$ final state has been found to be interesting. However, due possibly to the fact that we analyse a different model, the CNMSSM-NUHM, as compared to the phenomenological NMSSM studied in [45], we did not see any points with substantial $BR(A_1 \rightarrow \gamma\gamma)$ in our scans. Hence we did not consider the $2b2\gamma$ final state in our analyses.

Acknowledgments

This work has been funded in part by the Welcome Programme of the Foundation for Polish Science. S. Moretti is supported in part through the NExT Institute. S. Munir is supported in part by the Swedish Research Council under contracts 2007-4071 and 621-2011-5107. L. Roszkowski is also supported in part by an STFC consortium grant of Lancaster, Manchester and Sheffield Universities. The use of the CIS computer cluster at NCBJ is gratefully acknowledged.

Open Access. This article is distributed under the terms of the Creative Commons Attribution License ([CC-BY 4.0](https://creativecommons.org/licenses/by/4.0/)), which permits any use, distribution and reproduction in any medium, provided the original author(s) and source are credited.

References

- [1] P. Fayet, *Supergauge Invariant Extension of the Higgs Mechanism and a Model for the electron and Its Neutrino*, *Nucl. Phys. B* **90** (1975) 104 [INSPIRE].
- [2] J.R. Ellis, J.F. Gunion, H.E. Haber, L. Roszkowski and F. Zwirner, *Higgs Bosons in a Nonminimal Supersymmetric Model*, *Phys. Rev. D* **39** (1989) 844 [INSPIRE].
- [3] L. Durand and J.L. Lopez, *Upper Bounds on Higgs and Top Quark Masses in the Flipped SU(5) \times U(1) Superstring Model*, *Phys. Lett. B* **217** (1989) 463 [INSPIRE].
- [4] M. Drees, *Supersymmetric Models with Extended Higgs Sector*, *Int. J. Mod. Phys. A* **4** (1989) 3635 [INSPIRE].
- [5] D.J. Miller, R. Nevzorov and P.M. Zerwas, *The Higgs sector of the next-to-minimal supersymmetric standard model*, *Nucl. Phys. B* **681** (2004) 3 [hep-ph/0304049] [INSPIRE].
- [6] ATLAS collaboration, *Observation of a new particle in the search for the Standard Model Higgs boson with the ATLAS detector at the LHC*, *Phys. Lett. B* **716** (2012) 1 [arXiv:1207.7214] [INSPIRE].
- [7] CMS collaboration, *Observation of a new boson at a mass of 125 GeV with the CMS experiment at the LHC*, *Phys. Lett. B* **716** (2012) 30 [arXiv:1207.7235] [INSPIRE].
- [8] CLEO collaboration, W. Love et al., *Search for Very Light CP-Odd Higgs Boson in Radiative Decays of Upsilon(S-1)*, *Phys. Rev. Lett.* **101** (2008) 151802 [arXiv:0807.1427] [INSPIRE].
- [9] E391A collaboration, Y.C. Tung et al., *Search for a light pseudoscalar particle in the decay $K_0(L) \rightarrow \pi^0 \pi^0 X$* , *Phys. Rev. Lett.* **102** (2009) 051802 [arXiv:0810.4222] [INSPIRE].
- [10] BABAR collaboration, J.P. Lees et al., *Search for di-muon decays of a low-mass Higgs boson in radiative decays of the $\Upsilon(1S)$* , *Phys. Rev. D* **87** (2013) 031102 [arXiv:1210.0287] [INSPIRE].
- [11] BABAR collaboration, J.P. Lees et al., *Search for a low-mass scalar Higgs boson decaying to a tau pair in single-photon decays of $\Upsilon(1S)$* , *Phys. Rev. D* **88** (2013) 071102 [arXiv:1210.5669] [INSPIRE].
- [12] BABAR collaboration, J.P. Lees et al., *Search for a light Higgs boson decaying to two gluons or $s\bar{s}$ in the radiative decays of $\Upsilon(1S)$* , *Phys. Rev. D* **88** (2013) 031701 [arXiv:1307.5306] [INSPIRE].
- [13] BABAR collaboration, I. Peruzzi, *Recent BABAR results on dark matter and light Higgs searches and on CP and T violation*, *EPJ Web Conf.* **71** (2014) 00108.
- [14] F. Domingo, U. Ellwanger, E. Fullana, C. Hugonie and M.-A. Sanchis-Lozano, *Radiative Upsilon decays and a light pseudoscalar Higgs in the NMSSM*, *JHEP* **01** (2009) 061 [arXiv:0810.4736] [INSPIRE].
- [15] ALEPH collaboration, S. Schael et al., *Search for neutral Higgs bosons decaying into four taus at LEP2*, *JHEP* **05** (2010) 049 [arXiv:1003.0705] [INSPIRE].
- [16] CMS collaboration, *Search for a light pseudoscalar Higgs boson in the dimuon decay channel in pp collisions at $\sqrt{s} = 7$ TeV*, *Phys. Rev. Lett.* **109** (2012) 121801 [arXiv:1206.6326] [INSPIRE].
- [17] CMS collaboration, *Search for a non-standard-model Higgs boson decaying to a pair of new light bosons in four-muon final states*, *Phys. Lett. B* **726** (2013) 564 [arXiv:1210.7619] [INSPIRE].

- [18] U. Ellwanger, J.F. Gunion, C. Hugonie and S. Moretti, *Towards a no lose theorem for NMSSM Higgs discovery at the LHC*, [hep-ph/0305109](#) [INSPIRE].
- [19] U. Ellwanger, J.F. Gunion and C. Hugonie, *Difficult scenarios for NMSSM Higgs discovery at the LHC*, *JHEP* **07** (2005) 041 [[hep-ph/0503203](#)] [INSPIRE].
- [20] S. Moretti, S. Munir and P. Poulose, *Another step towards a no-lose theorem for NMSSM Higgs discovery at the LHC*, *Phys. Lett. B* **644** (2007) 241 [[hep-ph/0608233](#)] [INSPIRE].
- [21] J.R. Forshaw, J.F. Gunion, L. Hodgkinson, A. Papaefstathiou and A.D. Pilkington, *Reinstating the ‘no-lose’ theorem for NMSSM Higgs discovery at the LHC*, *JHEP* **04** (2008) 090 [[arXiv:0712.3510](#)] [INSPIRE].
- [22] A. Belyaev et al., *The Scope of the 4 tau Channel in Higgs-strahlung and Vector Boson Fusion for the NMSSM No-Lose Theorem at the LHC*, [arXiv:0805.3505](#) [INSPIRE].
- [23] M. Almarashi and S. Moretti, *Reinforcing the no-lose theorem for NMSSM Higgs discovery at the LHC*, *Phys. Rev. D* **84** (2011) 035009 [[arXiv:1106.1599](#)] [INSPIRE].
- [24] U. Ellwanger, *Higgs pair production in the NMSSM at the LHC*, *JHEP* **08** (2013) 077 [[arXiv:1306.5541](#)] [INSPIRE].
- [25] K. Cheung and T.-J. Hou, *Light Pseudoscalar Higgs boson in Neutralino Decays in the Next-to-Minimal Supersymmetric Standard Model*, *Phys. Lett. B* **674** (2009) 54 [[arXiv:0809.1122](#)] [INSPIRE].
- [26] M.M. Almarashi and S. Moretti, *Low Mass Higgs signals at the LHC in the Next-to-Minimal Supersymmetric Standard Model*, *Eur. Phys. J. C* **71** (2011) 1618 [[arXiv:1011.6547](#)] [INSPIRE].
- [27] M.M. Almarashi and S. Moretti, *Muon Signals of Very Light CP-odd Higgs states of the NMSSM at the LHC*, *Phys. Rev. D* **83** (2011) 035023 [[arXiv:1101.1137](#)] [INSPIRE].
- [28] M. Almarashi and S. Moretti, *Very Light CP-odd Higgs bosons of the NMSSM at the LHC in 4b-quark final states*, *Phys. Rev. D* **84** (2011) 015014 [[arXiv:1105.4191](#)] [INSPIRE].
- [29] M.M. Almarashi and S. Moretti, *Scope of Higgs production in association with a bottom quark pair in probing the Higgs sector of the NMSSM at the LHC*, [arXiv:1205.1683](#) [INSPIRE].
- [30] M.M. Almarashi and S. Moretti, *LHC Signals of a Heavy CP-even Higgs Boson in the NMSSM via Decays into a Z and a Light CP-odd Higgs State*, *Phys. Rev. D* **85** (2012) 017701 [[arXiv:1109.1735](#)] [INSPIRE].
- [31] U. Ellwanger, *A Higgs boson near 125 GeV with enhanced di-photon signal in the NMSSM*, *JHEP* **03** (2012) 044 [[arXiv:1112.3548](#)] [INSPIRE].
- [32] S.F. King, M. Muhleitner and R. Nevzorov, *NMSSM Higgs Benchmarks Near 125 GeV*, *Nucl. Phys. B* **860** (2012) 207 [[arXiv:1201.2671](#)] [INSPIRE].
- [33] U. Ellwanger and C. Hugonie, *Higgs bosons near 125 GeV in the NMSSM with constraints at the GUT scale*, *Adv. High Energy Phys.* **2012** (2012) 625389 [[arXiv:1203.5048](#)] [INSPIRE].
- [34] T. Gherghetta, B. von Harling, A.D. Medina and M.A. Schmidt, *The Scale-Invariant NMSSM and the 126 GeV Higgs Boson*, *JHEP* **02** (2013) 032 [[arXiv:1212.5243](#)] [INSPIRE].
- [35] J.-J. Cao, Z.-X. Heng, J.M. Yang, Y.-M. Zhang and J.-Y. Zhu, *A SM-like Higgs near 125 GeV in low energy SUSY: a comparative study for MSSM and NMSSM*, *JHEP* **03** (2012) 086 [[arXiv:1202.5821](#)] [INSPIRE].

- [36] J.E. Kim, H.P. Nilles and M.-S. Seo, *Singlet Superfield Extension of the Minimal Supersymmetric Standard model with Peccei-Quinn symmetry and a Light Pseudoscalar Higgs Boson at the LHC*, *Mod. Phys. Lett. A* **27** (2012) 1250166 [[arXiv:1201.6547](#)] [[INSPIRE](#)].
- [37] S. Munir, L. Roszkowski and S. Trojanowski, *Simultaneous enhancement in $\gamma\gamma$, $b\bar{b}$ and $\tau^+\tau^-$ rates in the NMSSM with nearly degenerate scalar and pseudoscalar Higgs bosons*, *Phys. Rev. D* **88** (2013) 055017 [[arXiv:1305.0591](#)] [[INSPIRE](#)].
- [38] D.G. Cerdeno, P. Ghosh and C.B. Park, *Probing the two light Higgs scenario in the NMSSM with a low-mass pseudoscalar*, *JHEP* **06** (2013) 031 [[arXiv:1301.1325](#)] [[INSPIRE](#)].
- [39] O. Stal and G. Weiglein, *Light NMSSM Higgs bosons in SUSY cascade decays at the LHC*, *JHEP* **01** (2012) 071 [[arXiv:1108.0595](#)] [[INSPIRE](#)].
- [40] D. Das, U. Ellwanger and A.M. Teixeira, *Modified Signals for Supersymmetry in the NMSSM with a Singlino-like LSP*, *JHEP* **04** (2012) 067 [[arXiv:1202.5244](#)] [[INSPIRE](#)].
- [41] D.G. Cerdeño, P. Ghosh, C.B. Park and M. Peirò, *Collider signatures of a light NMSSM pseudoscalar in neutralino decays in the light of LHC results*, *JHEP* **02** (2014) 048 [[arXiv:1307.7601](#)] [[INSPIRE](#)].
- [42] A. Djouadi et al., *Benchmark scenarios for the NMSSM*, *JHEP* **07** (2008) 002 [[arXiv:0801.4321](#)] [[INSPIRE](#)].
- [43] S.F. King, M. Mühlleitner, R. Nevzorov and K. Walz, *Natural NMSSM Higgs Bosons*, *Nucl. Phys. B* **870** (2013) 323 [[arXiv:1211.5074](#)] [[INSPIRE](#)].
- [44] D. Curtin et al., *Exotic decays of the 125 GeV Higgs boson*, *Phys. Rev. D* **90** (2014) 075004 [[arXiv:1312.4992](#)] [[INSPIRE](#)].
- [45] S.F. King, M. Mühlleitner, R. Nevzorov and K. Walz, *Discovery Prospects for NMSSM Higgs Bosons at the High-Energy Large Hadron Collider*, *Phys. Rev. D* **90** (2014) 095014 [[arXiv:1408.1120](#)] [[INSPIRE](#)].
- [46] U. Ellwanger, C. Hugonie and A.M. Teixeira, *The Next-to-Minimal Supersymmetric Standard Model*, *Phys. Rept.* **496** (2010) 1 [[arXiv:0910.1785](#)] [[INSPIRE](#)].
- [47] M. Maniatis, *The Next-to-Minimal Supersymmetric extension of the Standard Model reviewed*, *Int. J. Mod. Phys. A* **25** (2010) 3505 [[arXiv:0906.0777](#)] [[INSPIRE](#)].
- [48] BAYESFITS GROUP collaboration, K. Kowalska et al., *Constrained next-to-minimal supersymmetric standard model with a 126 GeV Higgs boson: A global analysis*, *Phys. Rev. D* **87** (2013) 115010 [[arXiv:1211.1693](#)] [[INSPIRE](#)].
- [49] F. Feroz, M.P. Hobson and M. Bridges, *MultiNest: an efficient and robust Bayesian inference tool for cosmology and particle physics*, *Mon. Not. Roy. Astron. Soc.* **398** (2009) 1601 [[arXiv:0809.3437](#)] [[INSPIRE](#)].
- [50] <http://www.th.u-psud.fr/NMHDECAY/nmssmtools.html>.
- [51] CMS collaboration, *Precise determination of the mass of the higgs boson and studies of the compatibility of its couplings with the standard model*, **CMS-PAS-HIG-14-009**.
- [52] ATLAS collaboration, *Updated coupling measurements of the Higgs boson with the ATLAS detector using up to 25 fb⁻¹ of proton-proton collision data*, **ATLAS-CONF-2014-009** (2014).
- [53] P. Bechtle, O. Brein, S. Heinemeyer, G. Weiglein and K.E. Williams, *HiggsBounds: Confronting Arbitrary Higgs Sectors with Exclusion Bounds from LEP and the Tevatron*, *Comput. Phys. Commun.* **181** (2010) 138 [[arXiv:0811.4169](#)] [[INSPIRE](#)].

- [54] P. Bechtle, O. Brein, S. Heinemeyer, G. Weiglein and K.E. Williams, *HiggsBounds 2.0.0: Confronting Neutral and Charged Higgs Sector Predictions with Exclusion Bounds from LEP and the Tevatron*, *Comput. Phys. Commun.* **182** (2011) 2605 [[arXiv:1102.1898](#)] [[INSPIRE](#)].
- [55] P. Bechtle et al., *Recent Developments in HiggsBounds and a Preview of HiggsSignals*, *PoS(CHARGED 2012)024* [[arXiv:1301.2345](#)] [[INSPIRE](#)].
- [56] P. Bechtle et al., *HiggsBounds – 4: Improved Tests of Extended Higgs Sectors against Exclusion Bounds from LEP, the Tevatron and the LHC*, *Eur. Phys. J. C* **74** (2014) 2693 [[arXiv:1311.0055](#)] [[INSPIRE](#)].
- [57] A. Djouadi and P. Gambino, *Leading electroweak correction to Higgs boson production at proton colliders*, *Phys. Rev. Lett.* **73** (1994) 2528 [[hep-ph/9406432](#)] [[INSPIRE](#)].
- [58] G. Degrandi and F. Maltoni, *Two-loop electroweak corrections to Higgs production at hadron colliders*, *Phys. Lett. B* **600** (2004) 255 [[hep-ph/0407249](#)] [[INSPIRE](#)].
- [59] S. Actis, G. Passarino, C. Sturm and S. Uccirati, *NLO Electroweak Corrections to Higgs Boson Production at Hadron Colliders*, *Phys. Lett. B* **670** (2008) 12 [[arXiv:0809.1301](#)] [[INSPIRE](#)].
- [60] LHC HIGGS CROSS SECTION WORKING GROUP collaboration, S. Dittmaier et al., *Handbook of LHC Higgs Cross Sections: 1. Inclusive Observables*, [arXiv:1101.0593](#) [[INSPIRE](#)].
- [61] A. Arbey and F. Mahmoudi, *SuperIso Relic: A Program for calculating relic density and flavor physics observables in Supersymmetry*, *Comput. Phys. Commun.* **181** (2010) 1277 [[arXiv:0906.0369](#)] [[INSPIRE](#)].
- [62] PARTICLE DATA GROUP collaboration, J. Beringer et al., *Review of Particle Physics (RPP)*, *Phys. Rev. D* **86** (2012) 010001 [[INSPIRE](#)].
- [63] PLANCK collaboration, P.A.R. Ade et al., *Planck 2013 results. XVI. Cosmological parameters*, *Astron. Astrophys.* **571** (2014) A16 [[arXiv:1303.5076](#)] [[INSPIRE](#)].
- [64] G. Bélanger, F. Boudjema, A. Pukhov and A. Semenov, *MicrOMEGAs 2.0: A Program to calculate the relic density of dark matter in a generic model*, *Comput. Phys. Commun.* **176** (2007) 367 [[hep-ph/0607059](#)] [[INSPIRE](#)].
- [65] J. Alwall et al., *The automated computation of tree-level and next-to-leading order differential cross sections, and their matching to parton shower simulations*, *JHEP* **07** (2014) 079 [[arXiv:1405.0301](#)] [[INSPIRE](#)].
- [66] J. Pumplin et al., *New generation of parton distributions with uncertainties from global QCD analysis*, *JHEP* **07** (2002) 012 [[hep-ph/0201195](#)] [[INSPIRE](#)].
- [67] R.V. Harlander, S. Liebler and H. Mantler, *SusHi: A program for the calculation of Higgs production in gluon fusion and bottom-quark annihilation in the Standard Model and the MSSM*, *Computer Physics Communications* **184** (2013) 1605 [[arXiv:1212.3249](#)] [[INSPIRE](#)].
- [68] A. Djouadi, M. Spira and P.M. Zerwas, *Production of Higgs bosons in proton colliders: QCD corrections*, *Phys. Lett. B* **264** (1991) 440 [[INSPIRE](#)].
- [69] S. Dawson, *Radiative corrections to Higgs boson production*, *Nucl. Phys. B* **359** (1991) 283 [[INSPIRE](#)].
- [70] M. Spira, A. Djouadi, D. Graudenz and P.M. Zerwas, *Higgs boson production at the LHC*, *Nucl. Phys. B* **453** (1995) 17 [[hep-ph/9504378](#)] [[INSPIRE](#)].
- [71] R.V. Harlander and W.B. Kilgore, *Next-to-next-to-leading order Higgs production at hadron colliders*, *Phys. Rev. Lett.* **88** (2002) 201801 [[hep-ph/0201206](#)] [[INSPIRE](#)].

- [72] C. Anastasiou and K. Melnikov, *Higgs boson production at hadron colliders in NNLO QCD*, *Nucl. Phys. B* **646** (2002) 220 [[hep-ph/0207004](#)] [[INSPIRE](#)].
- [73] V. Ravindran, J. Smith and W.L. van Neerven, *NNLO corrections to the total cross-section for Higgs boson production in hadron hadron collisions*, *Nucl. Phys. B* **665** (2003) 325 [[hep-ph/0302135](#)] [[INSPIRE](#)].
- [74] S. Marzani, R.D. Ball, V. Del Duca, S. Forte and A. Vicini, *Higgs production via gluon-gluon fusion with finite top mass beyond next-to-leading order*, *Nucl. Phys. B* **800** (2008) 127 [[arXiv:0801.2544](#)] [[INSPIRE](#)].
- [75] R.V. Harlander and K.J. Ozeren, *Finite top mass effects for hadronic Higgs production at next-to-next-to-leading order*, *JHEP* **11** (2009) 088 [[arXiv:0909.3420](#)] [[INSPIRE](#)].
- [76] A. Pak, M. Rogal and M. Steinhauser, *Finite top quark mass effects in NNLO Higgs boson production at LHC*, *JHEP* **02** (2010) 025 [[arXiv:0911.4662](#)] [[INSPIRE](#)].
- [77] F. Maltoni, Z. Sullivan and S. Willenbrock, *Higgs-boson production via bottom-quark fusion*, *Phys. Rev. D* **67** (2003) 093005 [[hep-ph/0301033](#)] [[INSPIRE](#)].
- [78] R.V. Harlander and W.B. Kilgore, *Higgs boson production in bottom quark fusion at next-to-next-to leading order*, *Phys. Rev. D* **68** (2003) 013001 [[hep-ph/0304035](#)] [[INSPIRE](#)].
- [79] S. Dittmaier, M. Kramer and M. Spira, *Higgs radiation off bottom quarks at the Tevatron and the CERN LHC*, *Phys. Rev. D* **70** (2004) 074010 [[hep-ph/0309204](#)] [[INSPIRE](#)].
- [80] N. Liu, L. Wu, P.W. Wu and J.M. Yang, *Complete one-loop effects of SUSY QCD in $b\bar{b}h$ production at the LHC under current experimental constraints*, *JHEP* **01** (2013) 161 [[arXiv:1208.3413](#)] [[INSPIRE](#)].
- [81] D.T. Nhung, M. Muhlleitner, J. Streicher and K. Walz, *Higher Order Corrections to the Trilinear Higgs Self-Couplings in the Real NMSSM*, *JHEP* **11** (2013) 181 [[arXiv:1306.3926](#)] [[INSPIRE](#)].
- [82] T. Sjöstrand, S. Mrenna and P.Z. Skands, *A Brief Introduction to PYTHIA 8.1*, *Comput. Phys. Commun.* **178** (2008) 852 [[arXiv:0710.3820](#)] [[INSPIRE](#)].
- [83] M. Cacciari, G.P. Salam and G. Soyez, *FastJet User Manual*, *Eur. Phys. J. C* **72** (2012) 1896 [[arXiv:1111.6097](#)] [[INSPIRE](#)].
- [84] A. Elagin, P. Murat, A. Pranko and A. Safonov, *A New Mass Reconstruction Technique for Resonances Decaying to di-tau*, *Nucl. Instrum. Meth. A* **654** (2011) 481 [[arXiv:1012.4686](#)] [[INSPIRE](#)].
- [85] B. Gripaios, K. Nagao, M. Nojiri, K. Sakurai and B. Webber, *Reconstruction of Higgs bosons in the di-tau channel via 3-prong decay*, *JHEP* **03** (2013) 106 [[arXiv:1210.1938](#)] [[INSPIRE](#)].
- [86] L. Bianchini, J. Conway, E.K. Friis and C. Veelken, *Reconstruction of the Higgs mass in $H \rightarrow \tau\tau$ Events by Dynamical Likelihood techniques*, *J. Phys. Conf. Ser.* **513** (2014) 022035 [[INSPIRE](#)].
- [87] R.K. Ellis, I. Hinchliffe, M. Soldate and J.J. van der Bij, *Higgs Decay to $\tau^+\tau^-$: A Possible Signature of Intermediate Mass Higgs Bosons at the SSC*, *Nucl. Phys. B* **297** (1988) 221 [[INSPIRE](#)].
- [88] J.M. Butterworth, A.R. Davison, M. Rubin and G.P. Salam, *Jet substructure as a new Higgs search channel at the LHC*, *Phys. Rev. Lett.* **100** (2008) 242001 [[arXiv:0802.2470](#)] [[INSPIRE](#)].

- [89] D.E. Ferreira de Lima, A. Papaefstathiou and M. Spannowsky, *Standard model Higgs boson pair production in the $(b\bar{b})(b\bar{b})$ final state*, *JHEP* **08** (2014) 030 [[arXiv:1404.7139](#)] [[INSPIRE](#)].
- [90] Y.L. Dokshitzer, G.D. Leder, S. Moretti and B.R. Webber, *Better jet clustering algorithms*, *JHEP* **08** (1997) 001 [[hep-ph/9707323](#)] [[INSPIRE](#)].
- [91] M. Wobisch and T. Wengler, *Hadronization corrections to jet cross-sections in deep inelastic scattering*, [hep-ph/9907280](#) [[INSPIRE](#)].
- [92] M. Cacciari, G.P. Salam and G. Soyez, *The Anti- $k(t)$ jet clustering algorithm*, *JHEP* **04** (2008) 063 [[arXiv:0802.1189](#)] [[INSPIRE](#)].
- [93] CMS collaboration, *Search for di-Higgs resonances decaying to 4 bottom quarks*, [CMS-PAS-HIG-14-013](#).
- [94] J.F. Gunion, Y. Jiang and S. Kraml, *Could two NMSSM Higgs bosons be present near 125 GeV?*, *Phys. Rev. D* **86** (2012) 071702 [[arXiv:1207.1545](#)] [[INSPIRE](#)].
- [95] J.F. Gunion, Y. Jiang and S. Kraml, *Diagnosing Degenerate Higgs Bosons at 125 GeV*, *Phys. Rev. Lett.* **110** (2013) 051801 [[arXiv:1208.1817](#)] [[INSPIRE](#)].
- [96] J. Cao, F. Ding, C. Han, J.M. Yang and J. Zhu, *A light Higgs scalar in the NMSSM confronted with the latest LHC Higgs data*, *JHEP* **11** (2013) 018 [[arXiv:1309.4939](#)] [[INSPIRE](#)].
- [97] ATLAS collaboration, *Measurement of Higgs boson production in the diphoton decay channel in pp collisions at center-of-mass energies of 7 and 8 TeV with the ATLAS detector*, *Phys. Rev. D* **90** (2014) 112015 [[arXiv:1408.7084](#)] [[INSPIRE](#)].
- [98] M. Badziak, M. Olechowski and S. Pokorski, *New Regions in the NMSSM with a 125 GeV Higgs*, *JHEP* **06** (2013) 043 [[arXiv:1304.5437](#)] [[INSPIRE](#)].
- [99] D. Das, L. Mitzka and W. Porod, *Discovery of Charged Higgs through $\gamma\gamma$ final states*, [arXiv:1408.1704](#) [[INSPIRE](#)].