

RESEARCH ARTICLE

Open Access



High order cut finite element methods for the Stokes problem

August Johansson^{1*}, Mats G. Larson² and Anders Logg³

*Correspondence:
august@simula.no

¹ Center for Biomedical
Computing, Simula Research
Laboratory, P.O. Box 134,
1325 Lysaker, Norway
Full list of author information
is available at the end of the
article

Abstract

We develop a high order cut finite element method for the Stokes problem based on general inf-sup stable finite element spaces. We focus in particular on composite meshes consisting of one mesh that overlaps another. The method is based on a Nitsche formulation of the interface condition together with a stabilization term. Starting from inf-sup stable spaces on the two meshes, we prove that the resulting composite method is indeed inf-sup stable and as a consequence optimal *a priori* error estimates hold.

Keywords: Interface problem, High order, Stokes problem, Nitsche's method, Unfitted finite element methods

Background

Introduction

Meshing of complex geometries remains a challenging and time consuming task in engineering applications of the finite element method. There is therefore a demand for finite element methods based on more flexible mesh constructions. One such flexible mesh paradigm is the formulation of finite element methods on composite meshes created by letting several meshes overlap each other. This approach enables using combinations of meshes for certain parts of a domain and reuse of meshes for complicated parts that may have been difficult and time consuming to construct.

We consider the case of a composite mesh consisting of one mesh that overlaps another mesh which together provide a mesh of the computational domain of interest. This results in some elements on one mesh having an intersection with one or several elements on the boundary of the other mesh. We denote such elements by cut elements. The interface conditions on these cut elements are enforced weakly and consistently using Nitsche's method [1].

In this setting [2] first developed and analyzed a composite mesh method for elliptic second order problem based on Nitsche's method. In [3], this approach was extended to the Stokes problem using suitable stabilization to ensure inf-sup stability of the method. Implementation aspects were discussed in detail in [4]. In [5] a related cut finite element method for a Stokes interface problem based on the P1-iso-P2 element was developed and analyzed.

Composite mesh techniques using domain decomposition are often called chimera, see for example [6, 7] for uses in a finite difference setting or [8] in a finite element setting. The extended finite element method (XFEM) also provides composite mesh handling techniques, see for example [9, 10]. However, the Nitsche method approach using cut elements used in this work makes it possible to obtain a consistent and stable formulation while maintaining the conditioning of the algebraic system for both conforming and non-conforming high order finite elements.

In this paper, we consider Stokes flow and devise a method based on a stabilized Nitsche formulation for enforcement of the interface conditions at the border between the two meshes. A specific feature is that we only assume that we have inf-sup stable spaces on the two meshes and that the spaces consist of polynomials. We can then show that our stabilized Nitsche formulation satisfies an inf-sup condition and as a consequence optimal order *a priori* error estimates hold. We emphasize that the spaces are arbitrary and can be different on the two meshes, in particular, continuous or discontinuous pressure spaces as well as higher order spaces can be used. We present numerical results for higher order Taylor-Hood elements in two and three spatial dimensions that confirm our theoretical results.

The outline of the paper is as follows: First we review the Stokes problem. Then the finite element method is presented by first defining the composite mesh and introducing finite element spaces. The method is then analyzed where the inf-sup condition is the main result. Finally we present the numerical results and the conclusions.

The Stokes problem

In this section, we review the Stokes problem and state its standard weak formulation. We also introduce some basic notation.

Strong form

Let Ω be a polygonal domain in \mathbb{R}^d with boundary $\partial\Omega$. The Stokes problem takes the form: Find the velocity $\mathbf{u} : \Omega \rightarrow \mathbb{R}^d$ and pressure $p : \Omega \rightarrow \mathbb{R}$ such that

$$-\Delta \mathbf{u} + \nabla p = \mathbf{f} \quad \text{in } \Omega, \tag{1}$$

$$\text{div } \mathbf{u} = 0 \quad \text{in } \Omega, \tag{2}$$

$$\mathbf{u} = \mathbf{0} \quad \text{on } \partial\Omega, \tag{3}$$

where $\mathbf{f} : \Omega \rightarrow \mathbb{R}^d$ is a given right-hand side.

Weak form

As usual, let $H^s(\Omega)$ denote the standard Sobolev space of order $s \geq 0$ on Ω with norm denoted by $\|\cdot\|_{H^s(\Omega)}$ and semi-norm denoted by $|\cdot|_{H^s(\Omega)}$. Let $L^2(\Omega)$ denote the L^2 -norm on Ω with norm denoted by $\|\cdot\|_{\Omega}$. The corresponding inner products are labeled accordingly. We will also use the notation $x \lesssim y$ to denote the inequality $x \leq Cy$, where C is a constant. The corresponding inequality $x \gtrsim y$ is defined accordingly.

Introducing the spaces

$$V = [H_0^1(\Omega)]^d, \tag{4}$$

$$Q = \{q \in L^2(\Omega) : \int_{\Omega} q \, dx = 0\}, \tag{5}$$

with norms $\|D\mathbf{v}\|_{\Omega} = \|\mathbf{v} \otimes \nabla\|_{\Omega}$ and $\|q\|_{\Omega}$, the weak form of (1) and (2) reads: Find $(\mathbf{u}, p) \in V \times Q$ such that

$$a(\mathbf{u}, \mathbf{v}) + b(\mathbf{u}, q) + b(p, \mathbf{v}) = l(\mathbf{v}) \quad \forall (\mathbf{v}, q) \in V \times Q, \tag{6}$$

where the forms are defined by

$$a(\mathbf{u}, \mathbf{v}) = (D\mathbf{u}, D\mathbf{v})_{\Omega}, \tag{7}$$

$$b(\mathbf{u}, q) = -(\operatorname{div} \mathbf{u}, q)_{\Omega} \tag{8}$$

$$l(\mathbf{v}) = (\mathbf{f}, \mathbf{v})_{\Omega}. \tag{9}$$

Remark 1 We obtain the variational problem (6) by formally multiplying (1) by a test function \mathbf{v} and (2) by a test function $-q$.

It is then possible to show that the inf-sup condition

$$\|q\|_{\Omega} \lesssim \sup_{\mathbf{v} \in V} \frac{b(\mathbf{v}, q)}{\|D\mathbf{v}\|_{\Omega}} = \sup_{\mathbf{v} \in V} \frac{(\operatorname{div} \mathbf{v}, q)}{\|D\mathbf{v}\|_{\Omega}} \quad \forall q \in Q \tag{10}$$

holds, from which it follows that there exists a unique solution to (6). See [11] for further details.

Method

The composite mesh

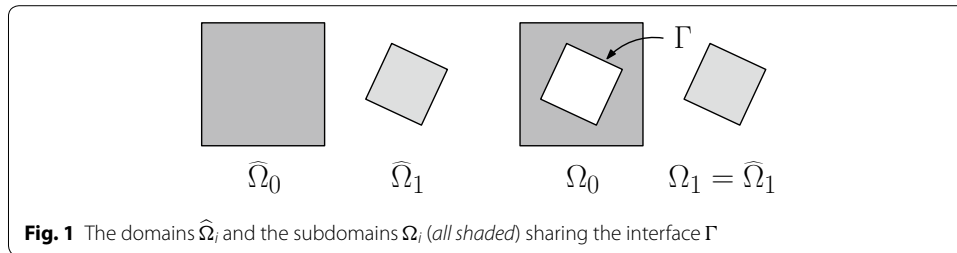
We here present the concepts and notation of the domains and meshes used. The main idea is to introduce a background domain which is partially overlapped by another domain (the overlapping domain). For each of these domains, we mimic the setup of a traditional finite element method in the sense that each domain is equipped with a traditional finite element mesh. The two meshes are completely unrelated. In particular, the interface between the two meshes is determined by the overlapping domain and is not required to match or align with the triangulation of the background domain.

The composite domain

Let the *predomains* $\widehat{\Omega}_i \subset \Omega$, $i = 0, 1$, be polygonal subdomains of Ω in \mathbb{R}^d such that $\widehat{\Omega}_0 \cup \widehat{\Omega}_1 = \Omega$; see Fig. 1. Consider the partition

$$\Omega = \Omega_0 \cup \Omega_1, \quad \Omega_0 = \Omega \setminus \widehat{\Omega}_1, \quad \Omega_1 = \widehat{\Omega}_1, \tag{11}$$

and let $\Gamma = \partial\Omega_1 \setminus \partial\Omega$ be the interface between the overlapping domain Ω_1 and the underlying domain Ω_0 ; see Fig. 1. We make the basic assumption that each Ω_i , $i = 0, 1$, has a nonempty interior. We note that implies that there exists a nonempty open set $U \in \Omega$ such that $\Gamma \cap U \neq \emptyset$ (The set U plays an important role in the proof of Lemma 4 below).



The composite mesh

For $i = 0, 1$, let $\widehat{\mathcal{K}}_{h,i}$ be a quasi-uniform mesh on $\widehat{\Omega}_i$ with mesh parameter $h \in (0, \bar{h}]$ and let

$$\mathcal{K}_{h,i} = \{K \in \widehat{\mathcal{K}}_{h,i} : \bar{K} \cap \Omega_i \neq \emptyset\} \tag{12}$$

be the submesh consisting of elements that intersect Ω_i ; see Fig. 2. Note that $\mathcal{K}_{h,0}$ includes elements that partially intersect Ω_1 . We also introduce the notation

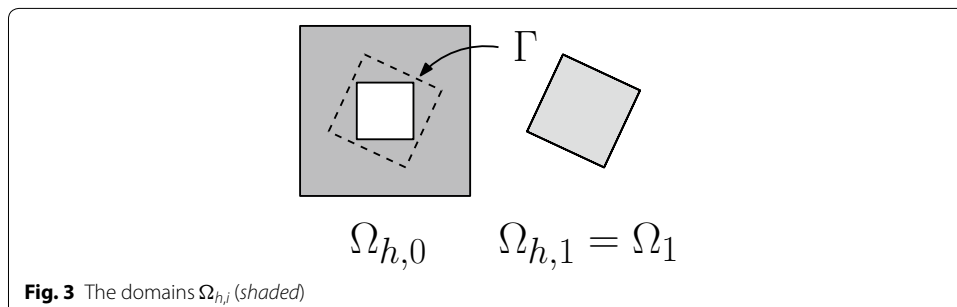
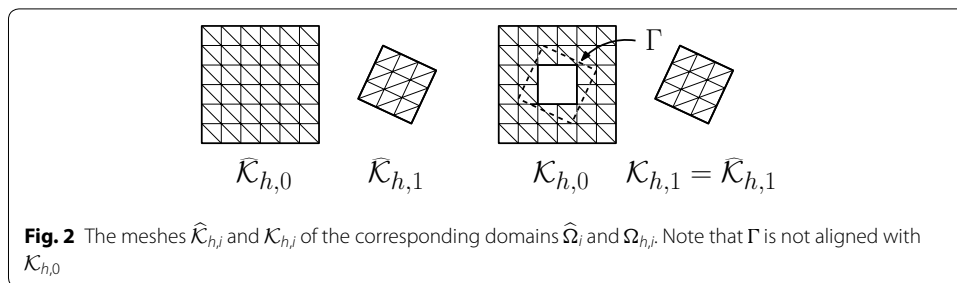
$$\Omega_{h,i} = \bigcup_{K \in \mathcal{K}_{h,i}} K. \tag{13}$$

Note that $\Omega_1 = \Omega_{h,1}$ and $\Omega_0 \subset \Omega_{h,0}$; see Fig. 3.

We obtain a partition of Ω by intersecting the elements with the subdomains:

$$\bigcup_{i=0}^1 \mathcal{K}_{h,i} \cap \Omega_i = \bigcup_{i=0}^1 \{K \cap \Omega_i : K \in \mathcal{K}_{h,i}\}. \tag{14}$$

See also Fig. 2.



Finite element formulation

In this section, we present the finite element method for approximating the weak form (6). Some notation will be introduced, but the main idea is to assume we have inf-sup stable spaces in each of the subdomains away from the interface. Then we are able to formulate a method similar to [2] and [3].

Finite element spaces

For each of the predomains $\widehat{\Omega}_i$ with corresponding family of meshes $\widehat{\mathcal{K}}_{h,i}$ we consider velocity and pressure finite element spaces $\widehat{V}_{h,i} \times \widehat{Q}_{h,i}$. The spaces do not contain boundary or interface conditions since these will be enforced by the finite element formulation. We define

$$V_{h,i} \times Q_{h,i} = \widehat{V}_{h,i}|_{\Omega_{h,i}} \times \widehat{Q}_{h,i}|_{\Omega_{h,i}}, \tag{15}$$

where $i = 0, 1$ and define

$$V_h \times Q_h = \bigoplus_{i=0}^1 V_{h,i} \times Q_{h,i}. \tag{16}$$

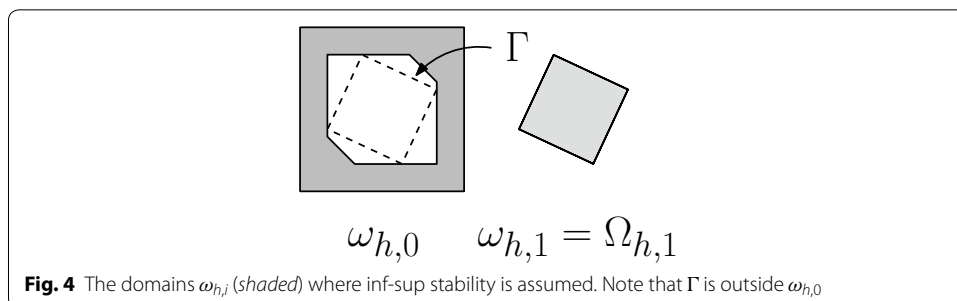
Note that since the domains $\Omega_{h,i}$ overlap each other, $V_h \times Q_h$ is to be understood as a collection of function spaces on the overlapping patches $\Omega_{h,i}$, $i = 0, 1$. Using the notation $\lambda_Y(x)$ to denote the average of x over the domain Y , we now make the following fundamental assumptions on these spaces:

Assumption A (*Piecewise polynomial spaces*) The finite element spaces V_h and Q_h consist of piecewise polynomials of uniformly bounded degree k and l , respectively.

Assumption B (*Inf-sup stability*) The finite element spaces are inf-sup stable restricted to a domain bounded away from the interface. More precisely, we assume that for $i = 0, 1$ and $h \in (0, \bar{h}]$ there is a domain $\omega_{h,i} \subset \Omega_i$ such that:

- (a) The set $\omega_{h,i}$ is a union of elements in $\mathcal{K}_{h,i}$; see Fig. 4.
- (b) The inf-sup condition

$$m_i \|p_i - \lambda_{\omega_{h,i}}(p)\|_{\omega_{h,i}} \leq \sup_{v \in W_{h,i}} \frac{(\text{div } v, p)_{\omega_{h,i}}}{\|Dv\|_{\omega_{h,i}}} \tag{17}$$



holds, where $\mathbf{W}_{h,i}$ is the subspace of $V_{h,i}$ defined by

$$\mathbf{W}_{h,0} = \{\mathbf{v} \in V_{h,0} : \mathbf{v} = \mathbf{0} \text{ on } \overline{\Omega_{h,0} \setminus \omega_{h,0}}\}, \tag{18}$$

$$\mathbf{W}_{h,1} = V_{h,1}. \tag{19}$$

(c) The set $\omega_{h,0}$ is close to Ω_0 in the sense that

$$\Omega_{h,0} \setminus \omega_{h,0} \subset \mathcal{U}_\delta(\Gamma), \quad \delta \sim h, \tag{20}$$

where $\mathcal{U}_\delta(\Gamma) = \{\mathbf{x} \in \mathbb{R}^d : |\rho(\mathbf{x})| < \delta\}$ is the tubular neighborhood of Γ with thickness δ .

Remark 2 The assumptions presented ensure that the polynomial spaces are such that certain inverse inequalities hold. More generally, inverse inequalities hold if there is a finite set of finite dimensional reference spaces used to construct the element spaces. The use of the interpolant in the proof of Lemma 4 could alternatively be handled using an abstract approximation property assumption.

Finite element method

We consider the finite element method: Find $(\mathbf{u}_h, p_h) \in V_h \times Q_h$ such that

$$A_h((\mathbf{u}_h, p_h), (\mathbf{v}, q)) = l_h(\mathbf{v}) \quad \forall (\mathbf{v}, q) \in V_h \times Q_h, \tag{21}$$

where the forms are defined by

$$A_h((\mathbf{u}, p), (\mathbf{v}, q)) = a_h(\mathbf{u}, \mathbf{v}) + b_h(\mathbf{u}, q) + b_h(\mathbf{v}, p) + d_h((\mathbf{u}, p), (\mathbf{v}, q)), \tag{22}$$

$$a_h(\mathbf{u}, \mathbf{v}) = a_{h,N}(\mathbf{u}, \mathbf{v}) + a_{h,O}(\mathbf{u}, \mathbf{v}), \tag{23}$$

$$\begin{aligned} a_{h,N}(\mathbf{u}, \mathbf{v}) &= (D\mathbf{u}, D\mathbf{v})_{\Omega_0} + (D\mathbf{u}, D\mathbf{v})_{\Omega_1} \\ &\quad - (\langle (D\mathbf{u}) \cdot \mathbf{n}, [\mathbf{v}] \rangle_\Gamma - ([\mathbf{u}], \langle (D\mathbf{v}) \cdot \mathbf{n} \rangle_\Gamma) \\ &\quad + \beta h^{-1}([\mathbf{u}], [\mathbf{v}])_\Gamma, \end{aligned} \tag{24}$$

$$a_{h,O}(\mathbf{u}, \mathbf{v}) = ([D\mathbf{u}], [D\mathbf{v}])_{\Omega_{h,0} \cap \Omega_1}, \tag{25}$$

$$b_h(\mathbf{u}, q) = -(\operatorname{div} \mathbf{u}, q)_{\Omega_0} - (\operatorname{div} \mathbf{u}, q)_{\Omega_1} + ([\mathbf{n} \cdot \mathbf{u}], \langle q \rangle)_\Gamma, \tag{26}$$

$$d_h((\mathbf{u}, p), (\mathbf{v}, q)) = h^2(\Delta \mathbf{u} - \nabla p, \Delta \mathbf{v} + \nabla q)_{\Omega_{h,0} \setminus \omega_{h,0}}, \tag{27}$$

$$l_h(\mathbf{v}) = (\mathbf{f}, \mathbf{v})_\Omega - h^2(\mathbf{f}, \Delta \mathbf{v} + \nabla q)_{\Omega_{h,0} \setminus \omega_{h,0}}. \tag{28}$$

Here, \mathbf{n} is the unit normal to Γ exterior to Ω_1 . Denoting the restriction of v to Ω_i by $v_i = v|_{\Omega_i}$ $[v] = v_1 - v_0$ is called the jump and $\langle v \rangle = (v_0 + v_1)/2$ is called the average. (Any convex combination for the average is valid [2].) The parameter $\beta > 0$ is the Nitsche parameter and must be sufficiently large (see for example [2]) and scales as k^2 ,

where k is the polynomial degree. Furthermore, h is the representative mesh size of the quasi-uniform mesh. In a practical implementation, h is evaluated as the local element size.

A comment on the respective terms may be clarifying:

- $a_{h,N}$ (and the last term in b_h) contains the standard Nitsche formulation of (6) to enforce continuity over the interface. This is similar to an interior penalty discontinuous Galerkin method [12].
- $a_{h,O}$ is a stabilization of the jump of the gradients across Γ (see [3]). This term is to avoid ill-conditioning when the intersection of an element and the domain is small.
- d_h (and the last term in l_h) stabilizes the method since we do not assume inf-sup stability in all of Ω_0 . This least-squares type of stabilization is commonly found in low-order methods, see e.g. [13] for more details.

By simple inspection, we note that the method is consistent. We conclude by noting that the method satisfies the Galerkin orthogonality.

Proposition 1 (Galerkin orthogonality) *Let $(\mathbf{u}, p) \in V \times Q$ be a weak solution to the formulation (6) and let $(\mathbf{u}_h, p_h) \in V_h \times Q_h$ be the solution to the finite element formulation (21). Then it holds*

$$A_h((\mathbf{u}, p) - (\mathbf{u}_h, p_h), (\mathbf{v}_h, q_h)) = 0 \quad \forall (\mathbf{v}_h, q_h) \in V_h \times Q_h. \tag{29}$$

Proof The result follows from [2] and noting that $a_{h,O}(\mathbf{u}, \mathbf{v}_h) = d_h((\mathbf{u}, p), (\mathbf{v}_h, q_h)) = 0$ for all $(\mathbf{v}_h, q_h) \in V_h \times Q_h$. □

Approximation properties

We assume that there is an interpolation operator $\pi_{h,i} : V_i(\Omega_{h,i}) \rightarrow V_{h,i}$, for $i = 0, 1$, where $V_i(\Omega_{h,i}) \subset [L^2(\Omega_{h,i})]^d$ is a space of sufficient regularity to define the interpolant. For Taylor-Hood elements, we take $\pi_{h,i}$ to be the Scott-Zhang interpolation operator [14], and $V_i(\Omega_{h,i}) = [L^2(\Omega_{h,i})]^d$. For other elements we refer to their corresponding papers, for example the Crouzeix-Raviart element [15], the Mini element [16], or the overviews in [13] or [17].

The full interpolation operator $\pi_h : V \rightarrow V_h$ can now be defined by the use of a linear extension operator $\mathbf{E} : [H^s(\omega_{h,0})]^d \rightarrow [H^s(\Omega_{h,0})]^d$, $s \geq 0$, such that $(\mathbf{E}\mathbf{v})|_{\omega_{h,0}} = \mathbf{v}$ and

$$\|\mathbf{E}\mathbf{v}\|_{H^s(\Omega_{h,0})} \lesssim \|\mathbf{v}\|_{H^s(\omega_{h,0})}. \tag{30}$$

Now, $\pi_h : V \rightarrow V_h$ is defined by

$$\pi_h \mathbf{v} = \pi_{h,0} \mathbf{E}\mathbf{v}_0 \oplus \pi_{h,1} \mathbf{v}_1. \tag{31}$$

A similar argument can be made to define the pressure interpolation operator $\pi_h : Q \rightarrow Q_h$.

Furthermore, we assume that the following standard interpolation estimate holds:

$$\|\mathbf{v} - \pi_h \mathbf{v}\|_{H^m(K)} \lesssim h^{k+1-m} |\mathbf{v}|_{H^{k+1}(\tilde{K})}, \quad m = 0, 1, \dots, k. \tag{32}$$

Here, in the case of a Scott-Zhang interpolation operator, \tilde{K} is the patch of elements sharing a vertex with element K .

Stability and convergence

In this section, we prove that the finite element method proposed in (21) is stable. This is done by first proving the coercivity and continuity of a_h defined in (23), followed by proving that b_h defined in (26) satisfies the inf-sup condition. Combining these results proves stability of A_h . This strategy is similar to what can be found in [3] and [5]. In particular, Verfürth’s trick [18] is used to prove inf-sup stability. For a general overview of the saddle point theory used, see [11, 13, 17]. We conclude the section by proving an *a priori* error estimate. Before we begin, we state appropriate norms.

Norms

In the analysis that follows, we shall use the following norms:

$$||| \mathbf{v} |||_h^2 = \sum_{i=0}^1 \|D\mathbf{v}_i\|_{\Omega_{h,i}}^2 + h \|\langle D\mathbf{v} \rangle \cdot \mathbf{n}\|_{\Gamma}^2 + h^{-1} \|[\mathbf{v}]\|_{\Gamma}^2, \quad \mathbf{v} \in \mathbf{V}_h, \tag{33}$$

$$\|q\|_h^2 = \sum_{i=0}^1 \|q_i\|_{\Omega_{h,i}}^2, \quad q \in Q_h, \tag{34}$$

$$|||(\mathbf{v}, q)|||_h^2 = |||\mathbf{v}|||_h^2 + \|q\|_h^2, \quad (\mathbf{v}, q) \in \mathbf{V}_h \times Q_h. \tag{35}$$

Interpolation estimates

Using (32) together with the trace inequality $\|v\|_{\Gamma \cap K}^2 \lesssim h^{-1} \|v\|_K^2 + h \|\nabla v\|_K^2$, we obtain the following interpolation estimate for $\mathbf{v} \in \mathbf{V}$:

$$|||\mathbf{v} - \pi_h \mathbf{v}|||_h \lesssim h^k |\mathbf{v}|_{H^{k+1}(\Omega)}. \tag{36}$$

See [2] for a proof. For the pressure p , we have

$$\|p - \pi_h p\|_h \lesssim h^{l+1} |p|_{H^{l+1}(\Omega)}. \tag{37}$$

Coercivity and continuity

Establishing coercivity and continuity of a_h is straightforward and similar to [2].

Lemma 1 (Coercivity of a_h) *The bilinear form a_h (23) is coercive:*

$$|||\mathbf{v}|||_h^2 \lesssim a_h(\mathbf{v}, \mathbf{v}) \quad \forall \mathbf{v} \in \mathbf{V}_h. \tag{38}$$

Proof Note that the overlap term $a_{h,0}$ provides the control

$$\begin{aligned}
 \sum_{i=0}^1 \|D\mathbf{v}\|_{\Omega_{h,i}}^2 &= \|D\mathbf{v}_0\|_{\Omega_{h,0} \setminus \Omega_1}^2 + \|D\mathbf{v}_0\|_{\Omega_{h,0} \cap \Omega_1}^2 + \|D\mathbf{v}_1\|_{\Omega_{h,1}}^2 \\
 &\lesssim \|D\mathbf{v}_0\|_{\Omega_{h,0} \setminus \Omega_1}^2 + \|D(\mathbf{v}_0 - \mathbf{v}_1)\|_{\Omega_{h,0} \cap \Omega_1}^2 + \|D\mathbf{v}_1\|_{\Omega_1}^2 \\
 &\leq \sum_{i=0}^1 \|D\mathbf{v}\|_{\Omega_i}^2 + a_{h,O}(\mathbf{v}, \mathbf{v}),
 \end{aligned} \tag{39}$$

where we have used that $\Omega_{h,0} \setminus \Omega_1 = \Omega_0$ and $\Omega_{h,0} \cap \Omega_1 \subset \Omega_1$ as described in the section on the composite mesh above. We also note that for each element K that intersects an interface segment Γ we have the inverse bound

$$h\|(D\mathbf{v}) \cdot \mathbf{n}\|_{K \cap \Gamma}^2 \lesssim \|D\mathbf{v}\|_K^2 \tag{40}$$

independent of the particular position of the intersection between K and Γ (see [2]). Combining these two estimates with the standard approach to establish coercivity of a Nitsche method (see for example [2]) immediately gives the desired estimate. \square

Lemma 2 (Continuity of a_h) *The bilinear form a_h (23) is continuous:*

$$a_h(\mathbf{v}, \mathbf{w}) \lesssim \|\mathbf{v}\|_h \|\mathbf{w}\|_h \quad \forall \mathbf{v}, \mathbf{w} \in V_h. \tag{41}$$

Proof A proof in absence of $a_{h,O}$ is found in [2]. Bounding $a_{h,O}$ is straightforward using the Cauchy-Schwarz inequality and the fact that $\|D\mathbf{w}\|_{\Omega_{h,i}} \lesssim \|\mathbf{w}\|_h$ for any $\mathbf{w} \in V_h$ and $i = 0, 1$. \square

Stability

Showing stability of the proposed finite element method involves several steps. First we show a preliminary stability estimate for A_h (21). Then the so called small inf-sup condition for b_h (26) is shown using a decomposition of the pressure space into L^2 orthogonal components. For each of these components we show that an inf-sup condition holds. This is then used to show the big inf-sup condition for A_h .

Lemma 3 (Preliminary stability estimate for A_h) *It holds*

$$\begin{aligned}
 \|\mathbf{u}\|_h^2 + h^2 \|\nabla p\|_{\Omega_{h,0} \setminus \omega_{h,0}}^2 &\lesssim \|\mathbf{u}\|_h^2 + h^2 \|\Delta \mathbf{u} - \nabla p\|_{\Omega_{h,0} \setminus \omega_{h,0}}^2 \\
 &\lesssim A_h((\mathbf{u}, p), (\mathbf{u}, -p)).
 \end{aligned} \tag{42}$$

Proof Recall the inverse estimate

$$\|\mathbf{v}\|_{H^l(K)} \leq Ch^{m-l} \|\mathbf{v}\|_{H^m(K)} \tag{43}$$

(see [19], Section 4.5) where $m, l \in \mathbb{Z}^+$, $K \in \mathcal{K}_{h,i}$ and $\mathbf{v} \in V_h$. The first estimate in the lemma follows by adding and subtracting $\Delta \mathbf{u}$, using the triangle inequality and (43) as follows:

$$\begin{aligned}
 h^2 \|\nabla p\|_K^2 &\leq h^2 \|\nabla p - \Delta \mathbf{u}\|_K^2 + h^2 \|\Delta \mathbf{u}\|_K^2 \\
 &\lesssim h^2 \|\nabla p - \Delta \mathbf{u}\|_K^2 + \|D\mathbf{u}\|_K^2,
 \end{aligned} \tag{44}$$

for each element $K \in \mathcal{K}_{h,i}$. The second estimate follows immediately using coercivity (38) since

$$\begin{aligned} A_h((\mathbf{u}, p), (\mathbf{u}, -p)) &= a_h(\mathbf{u}, \mathbf{u}) + d_h((\mathbf{u}, p), (\mathbf{u}, -p)) \\ &= a_h(\mathbf{u}, \mathbf{u}) + h^2 \|\nabla p - \Delta \mathbf{u}\|_{\Omega_{h,0} \setminus \omega_{h,0}}^2 \\ &\gtrsim \|\mathbf{u}\|_h^2 + h^2 \|\nabla p - \Delta \mathbf{u}\|_{\Omega_{h,0} \setminus \omega_{h,0}}^2. \end{aligned} \tag{45}$$

□

The pressure space can be written as the following L^2 -orthogonal decomposition:

$$Q = Q_c \oplus Q_0 \oplus Q_1, \tag{46}$$

where Q_c is the space of piecewise constant functions on the partition $\{\Omega_i\}_{i=0}^1$ of Ω with average zero over Ω and Q_i is the space of L^2 functions with average zero over Ω_i . We next show inf-sup conditions for Q_c and Q_0 . Recall that the inf-sup condition for Q_1 is already established by Assumption B.

Lemma 4 (Inf-sup for Q_c) *For each $q \in Q_c$ there exists a $\mathbf{w}_c \in V_h$ with $\|\mathbf{w}_c\|_h = \|q\|_h$ such that*

$$\|q\|_h^2 \lesssim b_h(\mathbf{w}_c, q), \tag{47}$$

where the bound is uniform w.r.t. q .

Proof We first note that Q_c is a one-dimensional vector space spanned by

$$\chi = \begin{cases} |\Omega_0|^{-1} & \text{in } \Omega_0, \\ -|\Omega_1|^{-1} & \text{in } \Omega_1. \end{cases} \tag{48}$$

and that we have the identities

$$\|\chi\|_\Omega^2 = |\Omega_1|^{-1} + |\Omega_2|^{-1}, \quad [\chi] = -|\Omega_1|^{-1} + |\Omega_2|^{-1} = -\|\chi\|_\Omega^2 \tag{49}$$

Second, we note that since Ω_0 and Ω_1 are nonempty, there exists a nonempty open set $U \subset \Omega$ such that $\Gamma \cap U \neq \emptyset$. Let now $\mathbf{x}_0 \in \Gamma \cap U$ be a point on the interface Γ and let $B_R(\mathbf{x}_0)$ be a ball of radius R centered at \mathbf{x}_0 as in Fig. 5. The radius R is chosen such that $B_R(\mathbf{x}_0) \subset U$ independently of the mesh size h .

Now, let $\gamma = \Gamma \cap B_R(\mathbf{x}_0)$ and note that on γ , both the interface normal \mathbf{n} and the jump $[\chi]$ are constant [In fact, $[\chi]$ is constant on the entire interface, see (49)].

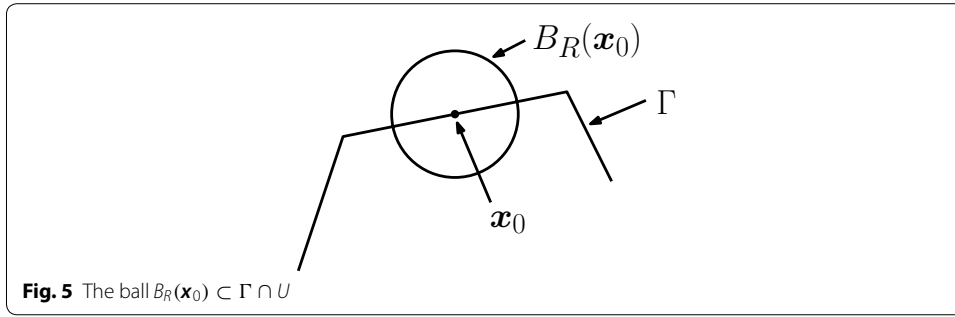
To construct the test function $\mathbf{w}_c \in Q_c$, we let φ be a smooth nonnegative function compactly supported on $B_R(\mathbf{x}_0)$ such that $\varphi = 1$ on $B_{R/2}(\mathbf{x}_0)$, and take $\mathbf{v}(x) = c\varphi(x)\mathbf{n}$, where c is a constant to be chosen. We then have the identity

$$(\langle \mathbf{n} \cdot \mathbf{v} \rangle, [\chi])_\gamma = (\langle \mathbf{n} \cdot c\varphi \mathbf{n} \rangle, [\chi])_\gamma = -c|\gamma| \|\chi\|_\Omega^2. \tag{50}$$

Choosing $c = |\gamma|^{-1}$ we obtain

$$(\langle \mathbf{n} \cdot \mathbf{v} \rangle, [\chi])_\gamma = -\|\chi\|_\Omega^2. \tag{51}$$

Integrating by parts and recalling that χ is constant on each subdomain Ω_i , $i = 0, 1$, it follows that this construction of \mathbf{v} leads to the identity



$$b_h(\mathbf{v}, \chi) = -(\langle \mathbf{n} \cdot \mathbf{v} \rangle, [\chi])_\gamma = \|\chi\|_\Omega^2. \tag{52}$$

Now, let $\mathbf{w} = \pi_h \mathbf{v} \in V_h$. It follows that

$$\begin{aligned} b_h(\mathbf{w}, \chi) &= b_h(\mathbf{v}, \chi) + b_h(\mathbf{w} - \mathbf{v}, \chi) \\ &= \|\chi\|_\Omega^2 - (\langle \mathbf{n} \cdot (\mathbf{w} - \mathbf{v}) \rangle, [\chi])_\gamma \\ &= \|\chi\|_\Omega^2 - c(\langle \pi_h \varphi - \varphi \rangle, [\chi])_\gamma \\ &\geq \|\chi\|_\Omega^2 - cCh\|\chi\|_\Omega^2 \\ &\gtrsim \|\chi\|_\Omega^2. \end{aligned} \tag{53}$$

The last inequality holds for all $h \in (0, \bar{h}]$ with \bar{h} sufficiently small. (Note that the constants c and C do not depend on q). The first inequality follows by noting that

$$\begin{aligned} |(\langle \pi_h \varphi - \varphi \rangle, [\chi])_\gamma| &\leq \|\langle \pi_h \varphi - \varphi \rangle\|_\gamma \|[\chi]\|_\gamma \\ &= \|\langle \pi_h \varphi - \varphi \rangle\|_\gamma |\gamma|^{1/2} \|[\chi]\| \\ &\lesssim \|\pi_h \varphi - \varphi\|_{B_R(\mathbf{x}_0)}^{1/2} \|\pi_h \varphi - \varphi\|_{H^1(B_R(\mathbf{x}_0))}^{1/2} \|\chi\|_\Omega^2 \\ &\lesssim h(\|\nabla \varphi\|_{B_R(\mathbf{x}_0)} + \|\Delta \varphi\|_{B_R(\mathbf{x}_0)}) \|\chi\|_\Omega^2 \\ &\lesssim h\|\chi\|_\Omega^2. \end{aligned} \tag{54}$$

Here we have first used the Cauchy-Schwarz inequality, then a trace inequality on $B_R(\mathbf{x}_0)$ and the second identity of (49) to replace $[\chi]$ by $\|\chi\|_\Omega$, then an inequality of the type $ab \lesssim a^2 + b^2$ and the interpolation estimate (32), and finally the estimate $\|\varphi\|_{H^2(B_R(\mathbf{x}_0))} \lesssim 1$, which holds since φ is a fixed compactly supported smooth function.

Finally, given $q \in Q_c$, we may write $q = c_1 \chi$ for some $c_1 > 0$. (If $c_1 < 0$, we may redefine χ). Taking $\mathbf{w}_c = c_2 \mathbf{w}$, where $c_2 > 0$ is chosen such that $\|\mathbf{w}_c\|_h = \|q\|_h$, we have

$$\begin{aligned} b_h(\mathbf{w}_c, q) &= c_1 c_2 b_h(\mathbf{w}, \chi) \\ &\gtrsim c_1 c_2 \|\chi\|_\Omega^2 \\ &\gtrsim c_1 c_2 \|\chi\|_h^2 \\ &= \frac{c_2}{c_1} \|q\|_h^2 \\ &\gtrsim \|q\|_h^2, \end{aligned} \tag{55}$$

where we used the fact that $\|\chi\|_h \lesssim \|\chi\|_\Omega$, which holds since χ is piecewise constant and $|\Omega_{h,0} \setminus \Omega_0| \lesssim h|\Gamma| \lesssim 1$, and the identities $c_1 = \|q\|_h / \|\chi\|_\Omega$ and $c_2 = \|q\|_h / \|\mathbf{w}\|_h$ to conclude that $c_1/c_2 = \|\mathbf{w}\|_h / \|\chi\|_\Omega \sim 1$, since \mathbf{w} and χ are both fixed functions. \square

Remark 3 We may generalize the proof to a more general assumption on the interface between the overlapping domain Ω_1 and underlying domain Ω_0 as follows. Consider the situation where the interface Γ is piecewise smooth and for each value of the mesh parameter h , $\Omega_{1,h}$ is a polygonal domain consisting of shape regular tetrahedra that approximates Ω_1 in such a way that the resulting surface mesh on $\partial\Omega_{1,h}$ interpolates $\partial\Omega_1$. Then for each value of h we obtain a piecewise linear interface Γ_h with unit normal \mathbf{n}_h , approximating the piecewise smooth interface Γ .

Let $\mathbf{x}_0 \in \Gamma$ and assume that \mathbf{x}_0 and R are chosen such that $\gamma = B_R(\mathbf{x}_0) \cap \Gamma$ is smooth. We define $\mathbf{v}(x) = c\varphi(x)\mathbf{n}(\mathbf{x}_0)$ and, instead of (51), we obtain

$$(\langle \mathbf{n}_h \cdot \mathbf{v} \rangle, [\chi])_{\gamma_h} = -c|\gamma_h|\mathbf{n}_h \cdot \mathbf{n}(\mathbf{x}_0)\|\chi\|_{\Omega}^2 \tag{56}$$

where $\gamma_h = B_R(\mathbf{x}_0) \cap \Gamma$. With our assumptions we find that for R and \bar{h} small enough, there are constants $c_1, c_2 > 0$ such that

$$|\gamma_h| \geq c_1, \quad \mathbf{n}_h(\mathbf{x}) \cdot \mathbf{n}(\mathbf{x}_0) \geq c_2 \quad \forall \mathbf{x} \in \gamma_h, \forall h \in (0, h_0] \tag{57}$$

In fact $|\gamma_h| \rightarrow |\gamma|$ as $h \rightarrow 0$, and if we for each $\mathbf{x} \in \gamma_h$ let $\mathbf{p}(\mathbf{x})$ be the closest point on Γ we have

$$\mathbf{n}_h(\mathbf{x}) \cdot \mathbf{n}(\mathbf{x}_0) = (\mathbf{n}_h(\mathbf{x}) - \mathbf{n}(\mathbf{p}(\mathbf{x}))) \cdot \mathbf{n}(\mathbf{x}_0) + \mathbf{n}(\mathbf{p}(\mathbf{x})) \cdot \mathbf{n}(\mathbf{x}_0) \tag{58}$$

where the first term tends to zero as h tends to zero and the second is positive for a sufficiently small R , since the curvature is bounded and therefore the normal varies continuously with the distance from \mathbf{x}_0 . Choosing the constant $c = 1/(c_1c_2)$ in (56), we obtain

$$-(\langle \mathbf{n}_h \cdot \mathbf{v} \rangle, [\chi])_{\gamma} = c|\gamma_h|\mathbf{n}_h \cdot \mathbf{n}(\mathbf{x}_0)\|\chi\|_{\Omega}^2 \geq cc_1c_2\|\chi\|_{\Omega}^2 \geq \|\chi\|_{\Omega}^2 \tag{59}$$

The proof may now be continued in the same fashion as for fixed polygonal domains.

Lemma 5 (Inf-sup for Q_0) *For each $q \in Q_0$ there exists a $\mathbf{w} \in \mathbf{W}_{h,0} \subset \mathbf{V}_{h,0}$ with $\|D\mathbf{w}\|_{\omega_{h,0}} = \|q - \lambda_{\omega_{h,0}}(q)\|_{\omega_{h,0}}$ such that*

$$\|q - \lambda_{\Omega_0}(q)\|_{\Omega_{h,0}}^2 - h^2\|\nabla q\|_{\Omega_{h,0} \setminus \omega_{h,0}}^2 \lesssim b_h(\mathbf{w}, q), \tag{60}$$

where the bound is uniform w.r.t. q .

Proof Recall the definitions of $\mathbf{W}_{h,0}$ and $\lambda_{\omega_{h,0}}$ from Assumption B. We first show that we can change the average from $\lambda_{\Omega_0}(q)$ to $\lambda_{\omega_{h,0}}(q)$ using the following estimates:

$$\begin{aligned} \|q - \lambda_{\Omega_0}(q)\|_{\Omega_{h,0}} &\leq \|q - \lambda_{\omega_{h,0}}(q)\|_{\Omega_{h,0}} + \|\lambda_{\omega_{h,0}}(q) - \lambda_{\Omega_0}(q)\|_{\Omega_{h,0}} \\ &= \|q - \lambda_{\omega_{h,0}}(q)\|_{\Omega_{h,0}} + \|\lambda_{\Omega_0}(\lambda_{\omega_{h,0}}(q) - q)\|_{\Omega_{h,0}} \\ &\lesssim \|q - \lambda_{\omega_{h,0}}(q)\|_{\Omega_{h,0}}, \end{aligned} \tag{61}$$

where we first added and subtracted $\lambda_{\omega_{h,0}}(q)$ and used the triangle inequality, then used the identity $\lambda_{\omega_{h,0}}(q) = \lambda_{\Omega_0}(\lambda_{\omega_{h,0}}(q))$, which holds since λ_{Ω_0} is an average, and finally we used the $L^2(\Omega_{h,0})$ stability $|\lambda_{\Omega_0}(v)| \lesssim \|v\|_{\Omega_{h,0}}$ of the average operator.

Next we have the estimate

$$\|q\|_{\Omega_{h,0}}^2 \lesssim \|q\|_{\omega_{h,0}}^2 + h^2 \|\nabla q\|_{\Omega_{h,0} \setminus \omega_{h,0}}^2 \quad \forall q \in Q_0, \tag{62}$$

which follows by first observing that this inverse inequality holds:

$$\|q\|_{K_1}^2 \lesssim h^2 \|\nabla q\|_{K_1}^2 + h \|q\|_{F_{12}}^2 \tag{63}$$

$$\|q\|_{K_1}^2 \lesssim h^2 \|\nabla q\|_{K_1}^2 + \|q\|_{K_2}^2, \tag{64}$$

where K_1 and K_2 are two neighboring elements sharing the face F_{12} . Then, starting with $\omega_{h,0}^0 = \omega_{h,0}$, we define a sequence of sets $\omega_{h,0}^n$, $n = 1, 2, \dots$ consisting of the union of $\omega_{h,0}^{n-1}$ and all elements $K \subset \Omega_{h,0} \setminus \omega_{h,0}^{n-1}$ that share a face with an element in $\omega_{h,0}^{n-1}$. It then follows from (64) that

$$\|q\|_{\omega_{h,0}^n}^2 \lesssim \|q\|_{\omega_{h,0}^{n-1}}^2 + h^2 \|\nabla q\|_{\omega_{h,0}^n \setminus \omega_{h,0}^{n-1}}^2, \quad n = 1, 2, \dots \tag{65}$$

Using the assumption that $\omega_{h,0}$ is close to Ω_0 (20) together with shape regularity and quasi-uniformity of the mesh we conclude that $\omega_{h,0}^n = \Omega_{h,0}$ for some $n \leq C$ for all $h \in (0, \bar{h}]$ where the constant is independent of h . Now (62) follows from a uniformly bounded number of iterations of (65).

Combining (61) with (62), we obtain

$$\begin{aligned} \|q - \lambda_{\Omega_{h,0}}(q)\|_{\Omega_{h,0}}^2 &\lesssim \|q - \lambda_{\omega_{h,0}}(q)\|_{\Omega_{h,0}}^2 \\ &\lesssim \|q - \lambda_{\omega_{h,0}}(q)\|_{\omega_{h,0}}^2 + h^2 \|\nabla q\|_{\Omega_{h,0} \setminus \omega_{h,0}}^2 \\ &\lesssim b_h(\mathbf{w}_0, q) + h^2 \|\nabla q\|_{\Omega_{h,0} \setminus \omega_{h,0}}^2, \end{aligned} \tag{66}$$

where we used the fact that $\nabla \lambda_{\omega_{h,0}}(q) = \mathbf{0}$ and at last the inf-sup condition (17) to choose a $\mathbf{w}_0 \in \mathbf{W}_{h,0}$ with $\|D\mathbf{w}_0\|_{\omega_{h,0}} = \|q - \lambda_{\omega_{h,0}}(q)\|_{\omega_{h,0}}$ such that $b_h(\mathbf{w}_0, q) = \|q - \lambda_{\omega_{h,0}}(q)\|_{\omega_{h,0}}^2$. \square

We now combine the inf-sup estimates for Q_c and Q_0 to prove an inf-sup estimate for Q_h .

Lemma 6 (Small inf-sup) *There are constants $C > 0$ and $m > 0$ such that for each $q \in Q_h$ there exists a $\mathbf{w} \in \mathbf{V}_h$ with $\|\mathbf{w}\|_h = \|q\|_h$ such that*

$$m \|q\|_h^2 - Ch^2 \|\nabla q_0\|_{\Omega_{h,0} \setminus \omega_{h,0}}^2 \leq b_h(\mathbf{w}, q), \tag{67}$$

where the bound is uniform w.r.t. q .

Proof Take \mathbf{w}_c as in Lemma 4, \mathbf{w}_0 as in Lemma 5 and $\mathbf{w}_1 \in \mathbf{W}_{h,1}$. Consider the test function $\mathbf{w} = \delta_1 \mathbf{w}_c + \mathbf{w}_0 + \mathbf{w}_1$ where $\delta_1 > 0$ is a parameter. By writing $q = q_c + q_0 + q_1 \in Q_c \oplus Q_0 \oplus Q_1$, we have

$$\begin{aligned}
 b_h(\delta_1 \mathbf{w}_c + \mathbf{w}_0 + \mathbf{w}_1, q) &= \delta_1 b_h(\mathbf{w}_c, q_c) + \delta_1 b_h(\mathbf{w}_c, q_0) + \delta_1 b_h(\mathbf{w}_c, q_1) \\
 &\quad + \underbrace{b_h(\mathbf{w}_0, q_c)}_{=0} + b_h(\mathbf{w}_0, q_0) + \underbrace{b_h(\mathbf{w}_0, q_1)}_{=0} \\
 &\quad + \underbrace{b_h(\mathbf{w}_1, q_c)}_{=0} + \underbrace{b_h(\mathbf{w}_1, q_0)}_{=0} + b_h(\mathbf{w}_1, q_1) \\
 &\geq \delta_1 m_c \|q_c\|_h^2 - \delta_1 |b_h(\mathbf{w}_c, q_0)| - \delta_1 |b_h(\mathbf{w}_c, q_1)| \\
 &\quad + m_0 \|q_0 - \lambda_{\Omega_0}(q_0)\|_{\Omega_{h,0}}^2 - Ch^2 \|\nabla q_0\|_{\Omega_{h,0} \setminus \omega_{h,0}}^2 \\
 &\quad + m_1 \|q_1 - \lambda_{\Omega_1}(q_1)\|_{\Omega_1}^2 \\
 &= \star. \tag{68}
 \end{aligned}$$

Note that $b_h(\mathbf{w}_i, q_c) = 0$, $i = 0, 1$. This follows from integration by parts since $q_c \in Q_c$, which is piecewise constant, and since $\mathbf{w}_i \in \mathbf{W}_{h,i}$ which is zero on the boundary. The second term and third terms on the right-hand side can be estimated as follows

$$\begin{aligned}
 \delta_1 |b_h(\mathbf{w}_c, q_i)| &= \delta_1 |b_h(\mathbf{w}_c, q_i - \lambda_{\Omega_{h,i}}(q_i))| \\
 &\lesssim \delta_1 \|D\mathbf{w}_c\|_{\Omega_{h,i}} \|q_i - \lambda_{\Omega_{h,i}}(q_i)\|_{\Omega_{h,i}} \\
 &\lesssim \delta_1 \|q_c\|_{\Omega_{h,i}} \|q_i - \lambda_{\Omega_i}(q_i)\|_{\Omega_{h,i}} \\
 &\lesssim \delta_1^2 \delta_2^{-1} \|q_c\|_h^2 + \delta_2 \|q_i - \lambda_{\Omega_i}(q_i)\|_{\Omega_{h,i}}^2, \tag{69}
 \end{aligned}$$

where $i = 0, 1$ and $\delta_2 > 0$ is a parameter. Here we have used the bound $\|\operatorname{div} \mathbf{v}\| \leq \|D\mathbf{v}\|$, the definition of \mathbf{w}_c from Lemma 4 and Young's inequality $ab \leq \epsilon a^2 + (4\epsilon)^{-1} b^2 \leq \epsilon a^2 + \epsilon^{-1} b^2$, which holds for any $\epsilon > 0$. Continuing from (68), we use (69) to obtain

$$\begin{aligned}
 \star &\geq \delta_1 \left(m_c - C\delta_1 \delta_2^{-1} \right) \|q_c\|_h^2 + \sum_{i=0}^1 (m_i - C\delta_2) \|q_i - \lambda_{\Omega_{h,i}}(q_i)\|_{\Omega_{h,i}}^2 \\
 &\quad - Ch^2 \|\nabla q_0\|_{\Omega_{h,0} \setminus \omega_{h,0}}^2 \\
 &\gtrsim m \underbrace{\left(\|q_c\|_h^2 + \sum_{i=0}^1 \|q_i - \lambda_{\Omega_i}(q_i)\|_{\Omega_{h,i}}^2 \right)}_{= \|q\|_h} - h^2 \|\nabla q_0\|_{\Omega_{h,0} \setminus \omega_{h,0}}^2, \tag{70}
 \end{aligned}$$

where we first choose δ_2 sufficiently small and then δ_1 sufficiently small to ensure that the two first terms are positive.

Finally, we note that by construction

$$\begin{aligned}
 \|\mathbf{w}\|_h^2 &\lesssim \|\mathbf{w}_c\|_h^2 + \sum_{i=0}^1 \|\mathbf{w}_i\|_h^2 \\
 &= \|q_c\|_h^2 + \sum_{i=0}^1 \|q_i\|_{\Omega_{h,i}}^2 \\
 &= \|q\|_h^2 \tag{71}
 \end{aligned}$$

and thus $\|\mathbf{w}\|_h \lesssim \|q\|_h$. The desired result now follows by setting $\tilde{\mathbf{w}} = \|q\|_h (\mathbf{w} / \|\mathbf{w}\|_h)$, which gives

$$\begin{aligned}
 b_h(\tilde{\mathbf{w}}, q) &= \frac{\|q\|_h}{\|\tilde{\mathbf{w}}\|_h} b_h(\mathbf{w}, q) \\
 &\gtrsim b_h(\mathbf{w}, q).
 \end{aligned}
 \tag{72}$$

□

Proposition 2 (Big inf-sup) *It holds*

$$\|\!(\mathbf{u}, p)\|\|_h \lesssim \sup_{(\mathbf{v}, q) \in \mathbf{V}_h \times Q_h} \frac{A_h((\mathbf{u}, p), (\mathbf{v}, q))}{\|\!(\mathbf{v}, q)\|\|_h}.
 \tag{73}$$

Proof Given $p \in Q_h$, take $\mathbf{w} \in \mathbf{V}_h$ as in Lemma 6. First note that for d_h we have the estimate

$$\begin{aligned}
 |d_h((\mathbf{u}, p), (\mathbf{w}, 0))| &\lesssim h^2 \|\Delta \mathbf{u} - \nabla p\|_{\Omega_{h,0} \setminus \omega_{h,0}} \|\Delta \mathbf{w}\|_{\Omega_{h,0} \setminus \omega_{h,0}} \\
 &\lesssim h^2 (\|\Delta \mathbf{u}\|_{\Omega_{h,0} \setminus \omega_{h,0}} + \|\nabla p\|_{\Omega_{h,0} \setminus \omega_{h,0}}) \|\Delta \mathbf{w}\|_{\Omega_{h,0} \setminus \omega_{h,0}} \\
 &\lesssim (\|D\mathbf{u}\|_{\Omega_{h,0} \setminus \omega_{h,0}} + h \|\nabla p\|_{\Omega_{h,0} \setminus \omega_{h,0}}) \|D\mathbf{w}\|_{\Omega_{h,0} \setminus \omega_{h,0}} \\
 &\lesssim \delta_2^{-1} (\|D\mathbf{u}\|_{\Omega_{h,0} \setminus \omega_{h,0}}^2 + h^2 \|\nabla p\|_{\Omega_{h,0} \setminus \omega_{h,0}}^2) + \delta_2 \|D\mathbf{w}\|_{\Omega_{h,0} \setminus \omega_{h,0}}^2 \\
 &\lesssim \delta_2^{-1} (\|\mathbf{u}\|_h^2 + h^2 \|\nabla p\|_{\Omega_{h,0} \setminus \omega_{h,0}}^2) + \delta_2 \|p\|_h^2,
 \end{aligned}
 \tag{74}$$

where we have used the Cauchy-Schwarz inequality, the triangle inequality, the inverse estimate (43), the definition of the energy norm (33) and the definition of \mathbf{w} in Lemma 6.

Next for $\delta_1 > 0$ we have

$$\begin{aligned}
 A_h((\mathbf{u}, p), (\mathbf{u}, -p) + \delta_1(\mathbf{w}, 0)) &= A_h((\mathbf{u}, p), (\mathbf{u}, -p)) \\
 &\quad + \delta_1 (a_h(\mathbf{u}, \mathbf{w}) + b_h(\mathbf{w}, p) + d_h((\mathbf{u}, p), (\mathbf{w}, 0))) \\
 &\gtrsim \|\mathbf{u}\|_h^2 + h^2 \|\nabla p\|_{\Omega_{h,0} \setminus \omega_{h,0}}^2 \\
 &\quad - \delta_1 (\delta_2^{-1} \|\mathbf{u}\|_h^2 + \delta_2 \|p\|_h^2) \\
 &\quad + \delta_1 (\|p\|_h^2 - h^2 \|\nabla p\|_{\Omega_{h,0} \setminus \omega_{h,0}}^2) \\
 &\quad - \delta_1 \delta_2^{-1} (\|\mathbf{u}\|_h^2 + h^2 \|\nabla p\|_{\Omega_{h,0} \setminus \omega_{h,0}}^2) - \delta_1 \delta_2 \|p\|_h^2 \\
 &\gtrsim (1 - C\delta_1\delta_2^{-1}) \|\mathbf{u}\|_h^2 + (1 - C\delta_1\delta_2^{-1}) h^2 \|\nabla p\|_{\Omega_{h,0} \setminus \omega_{h,0}}^2 \\
 &\quad + \delta_1 (1 - C\delta_2) \|p\|_h^2,
 \end{aligned}
 \tag{75}$$

where we have used Lemmas 3, 2, 6 as well as (74). Choosing first δ_2 sufficiently small and then δ_1 sufficiently small, we arrive at the estimate

$$\begin{aligned}
 \|\!(\mathbf{u}, p)\|\|_h^2 &= \|\mathbf{u}\|_h^2 + \|p\|_h^2 \\
 &\lesssim A_h((\mathbf{u}, p), (\mathbf{u}, -p) + \delta_1(\mathbf{w}, 0))
 \end{aligned}
 \tag{76}$$

We now note that

$$\begin{aligned}
 |||(\mathbf{u} + \delta_1 \mathbf{w}, -p)|||_h^2 &= |||\mathbf{u} + \delta_1 \mathbf{w}|||_h^2 + \|p\|_h^2 \\
 &\leq |||\mathbf{u}|||_h^2 + \delta_1 |||\mathbf{w}|||_h^2 + \|p\|_h^2 \\
 &\lesssim |||\mathbf{u}|||_h^2 + \|p\|_h^2 \\
 &= |||(\mathbf{u}, p)|||_h^2.
 \end{aligned} \tag{77}$$

and thus the desired estimate (73) follows since

$$\begin{aligned}
 |||(\mathbf{u}, p)|||_h &\lesssim \frac{A_h((\mathbf{u}, p), (\mathbf{u} + \delta_1 \mathbf{w}, -p))}{|||(\mathbf{u}, p)|||_h} \\
 &\lesssim \frac{A_h((\mathbf{u}, p), (\mathbf{u} + \delta_1 \mathbf{w}, -p))}{|||(\mathbf{u} + \delta_1 \mathbf{w}, -p)|||_h}.
 \end{aligned} \tag{78}$$

□

A priori error estimate

In this section we use the approximation properties of the finite element spaces to show that the proposed method is optimal.

Theorem 1 *It holds*

$$|||(\mathbf{u}, p) - (\mathbf{u}_h, p_h)|||_h \lesssim h^k (\|\mathbf{u}\|_{H^{k+1}(\Omega)} + \|p\|_{H^k(\Omega)}). \tag{79}$$

Proof By the triangle inequality we have

$$|||(\mathbf{u}, p) - (\mathbf{u}_h, p_h)|||_h \lesssim |||(\mathbf{u}, p) - (\boldsymbol{\pi}_h \mathbf{u}, \boldsymbol{\pi}_h p)|||_h + |||(\boldsymbol{\pi}_h \mathbf{u}, \boldsymbol{\pi}_h p) - (\mathbf{u}_h, p_h)|||_h. \tag{80}$$

From the approximation property (36), we obtain an optimal estimate of the first term. To show an optimal estimate for the second term we recall the big inf-sup estimate Proposition 2

$$\begin{aligned}
 |||(\boldsymbol{\pi}_h \mathbf{u}, \boldsymbol{\pi}_h p) - (\mathbf{u}_h, p_h)|||_h &\lesssim A_h((\boldsymbol{\pi}_h \mathbf{u}, \boldsymbol{\pi}_h p) - (\mathbf{u}_h, p_h), (\mathbf{v}_h, q_h)) \\
 &= A_h((\boldsymbol{\pi}_h \mathbf{u}, \boldsymbol{\pi}_h p) - (\mathbf{u}, p), (\mathbf{v}_h, q_h)),
 \end{aligned} \tag{81}$$

where we have used a pair (\mathbf{v}_h, q_h) such that $|||(\mathbf{v}_h, q_h)|||_h \lesssim 1$ in the inequality and the Galerkin orthogonality (29) to obtain the equality. The terms in A_h (22) may now be estimated individually. The optimal estimate for a_h (23) follows immediately from continuity (41). For $b_h(\mathbf{u} - \boldsymbol{\pi}_h \mathbf{u}, q_h)$ (26) we have

$$\begin{aligned}
 |b_h(\mathbf{u} - \boldsymbol{\pi}_h \mathbf{u}, q_h)| &\lesssim \left(\sum_{i=0}^1 \|\operatorname{div}(\mathbf{u} - \boldsymbol{\pi}_h \mathbf{u})\|_{\Omega_i}^2 \|q_h\|_{\Omega_i}^2 + \|[\mathbf{u} \cdot (\mathbf{u} - \boldsymbol{\pi}_h \mathbf{u})]\|_{\Gamma}^2 \|q_h\|_{\Gamma}^2 \right)^{1/2} \\
 &\lesssim \left(\|D(\mathbf{u} - \boldsymbol{\pi}_h \mathbf{u})\|_{\Omega_0 \cup \Omega_1}^2 \|q_h\|_{\Omega_0 \cup \Omega_1}^2 + h \left(h^{-1} \|[\mathbf{u} - \boldsymbol{\pi}_h \mathbf{u}]\|_{\Gamma}^2 \right) \|q_h\|_{\Gamma}^2 \right)^{1/2} \\
 &\lesssim \left(|||\mathbf{u} - \boldsymbol{\pi}_h \mathbf{u}|||_h^2 \|q_h\|_h^2 + h |||\mathbf{u} - \boldsymbol{\pi}_h \mathbf{u}|||_h^2 \|q_h\|_{\Gamma}^2 \right)^{1/2},
 \end{aligned} \tag{82}$$

where we have used the Cauchy-Schwarz inequality in the first two inequalities and the definition of the energy norm (33) in the last inequality. Using a similar argument we obtain the following estimate for $b_h(\mathbf{v}_h, p - \pi_h p)$:

$$|b_h(\mathbf{v}_h, p - \pi_h p)| \lesssim \| \mathbf{v}_h \|_h \| p - \pi_h p \|_h \tag{83}$$

(see [3]). Finally, we estimate d_h to obtain

$$\begin{aligned} d_h((\mathbf{u} - \pi_h \mathbf{u}, p - \pi_h p), (\mathbf{v}_h, q_h)) &\lesssim h^2 \left(\| \Delta(\mathbf{u} - \pi_h \mathbf{u}) \|_{\Omega_{h,0} \setminus \omega_{h,0}}^2 + \| \nabla(p - \pi_h p) \|_{\Omega_{h,0} \setminus \omega_{h,0}}^2 \right)^{1/2} \\ &\quad \times \left(\| \Delta \mathbf{v}_h \|_{\Omega_{h,0} \setminus \omega_{h,0}}^2 + \| q_h \|_{\Omega_{h,0} \setminus \omega_{h,0}}^2 \right)^{1/2} \\ &\lesssim \left(\| D(\mathbf{u} - \pi_h \mathbf{u}) \|_{\Omega_{h,0} \setminus \omega_{h,0}}^2 + \| p - \pi_h p \|_{\Omega_{h,0} \setminus \omega_{h,0}}^2 \right)^{1/2} \\ &\quad \times \left(\| D \mathbf{v}_h \|_{\Omega_{h,0} \setminus \omega_{h,0}}^2 + \| q_h \|_{\Omega_{h,0} \setminus \omega_{h,0}}^2 \right)^{1/2} \\ &\lesssim \left(\| \mathbf{u} - \pi_h \mathbf{u} \|_h^2 + \| p - \pi_h p \|_h^2 \right)^{1/2} \left(\| \mathbf{v}_h \|_h^2 + \| q_h \|_h^2 \right)^{1/2} \\ &= \left(\| \mathbf{u} - \pi_h \mathbf{u} \|_h^2 + \| p - \pi_h p \|_h^2 \right)^{1/2} \| (\mathbf{v}_h, q_h) \|_h, \end{aligned} \tag{84}$$

where we have used the Cauchy-Schwarz inequality, the triangle inequality, the inverse estimate (43), the definition of the energy norm (33) and at last the definition of the full triple norm (35). The *a priori* estimate now follows from the interpolation estimates (32) and (36). □

Results and discussion

Numerical results

To illustrate the proposed method, we here present convergence tests in 2D and 3D as well as a more challenging problem simulating flow around a 3D propeller. The numerical results are performed using FEniCS [20, 21], which is a collection of free software for automated, efficient solution of differential equations. The algorithms used in this work are implemented as part of the “multimesh” functionality present in the development version of FEniCS and will be part of the upcoming release of FEniCS 1.6 in 2015. The interfaces are assumed to be piecewise planar and we compute the integrals using the techniques from [4]. Curved interfaces will be addressed in future releases. We believe that the method will still be optimal in the case of curved interfaces as long as one can compute the integrals with sufficient accuracy, for example using an isoparametric mapping of the quadrature points.

Convergence test

As a first test case, we consider Stokes flow in the domain $\Omega = [0, 1]^d$, $d = 2, 3$, with homogeneous Dirichlet boundary conditions for the velocity (no-slip) on the boundary. For $d = 2$, the exact solution is given by

$$\mathbf{u}(x, y) = 2\pi \sin(\pi x) \sin(\pi y) \cdot (\cos(\pi y) \sin(\pi x), -\cos(\pi x) \sin(\pi y)), \tag{85}$$

$$p(x, y) = \sin(2\pi x) \sin(2\pi y), \tag{86}$$

with corresponding right-hand side

$$\mathbf{f}(x, y) = 2\pi \begin{pmatrix} \sin(2\pi y)(\cos(2\pi x) - 2\pi^2 \cos(2\pi x) + \pi^2) \\ \sin(2\pi x)(\cos(2\pi y) + 2\pi^2 \cos(2\pi y) - \pi^2) \end{pmatrix} \quad (87)$$

For $d = 3$, the exact solution is

$$\mathbf{u}(x, y, z) = \sin(\pi y) \sin(\pi z) \cdot (1, -\sin(\pi y) \cos(\pi z), \sin(\pi z) \cos(\pi y)), \quad (88)$$

$$p(x, y, z) = \pi \cos(\pi x), \quad (89)$$

with corresponding right-hand side

$$\mathbf{f}(x, y, z) = \pi^2 \begin{pmatrix} \sin(\pi y) \sin(\pi z) - \sin(\pi x) \\ \sin(2\pi z)(2 \cos(2\pi y) - 1) \\ \sin(2\pi y)(1 - 2 \cos(2\pi z)) \end{pmatrix}. \quad (90)$$

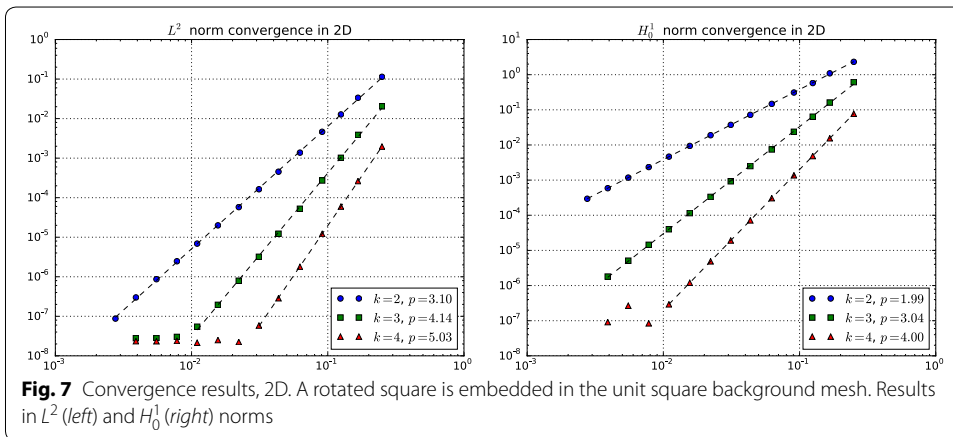
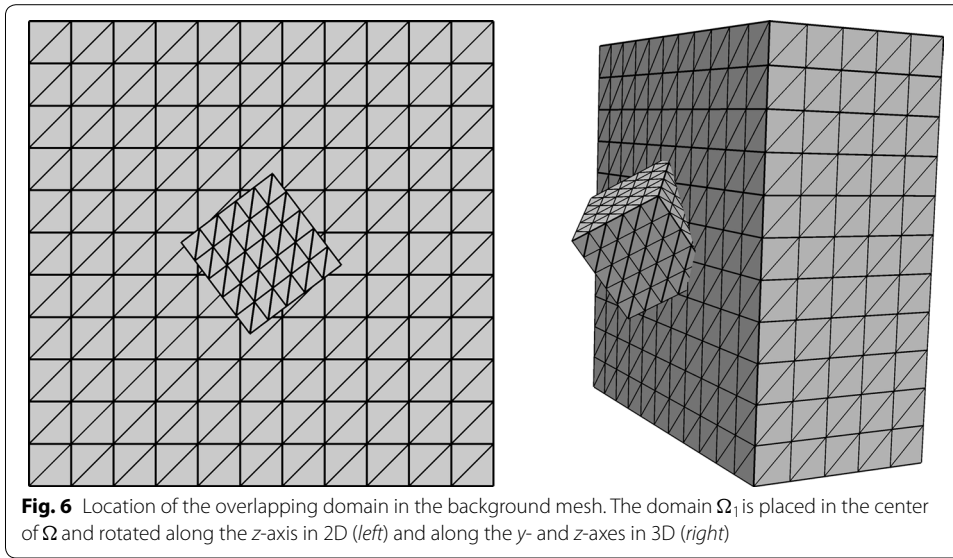
In both cases, the velocity field is divergence free and the right-hand side has been chosen to match the given exact solutions. We let the overlapping domain Ω_1 be a d -dimensional cube centered in the center of Ω with side length 0.246246 rotated 37° along the z -axis. For $d = 3$, Ω_1 is rotated the same angle along the y -axis as well. The domains Ω_i are illustrated in Fig. 6.

The discrete spaces are P_k - P_{k-1} Taylor–Hood finite element spaces with continuous piecewise vector-valued polynomials of degree $k \geq 2$ discretizing the velocity and discontinuous scalar polynomials of degree $l = k - 1$ discretizing the pressure. These spaces are inf-sup stable on the uncut elements of the background mesh discretizing Ω_0 and on the whole of Ω_1 and therefore satisfy Assumption B. The linear systems are solved using the direct solver MUMPS, which can be called from FEniCS.

Figures 7 and 8 show the convergence of the error in the H_0^1 - and L_2 -norms in 2D and 3D respectively. Optimal order of convergence is obtained, although limited computer memory resources prevented a study for higher degrees than $k = 3$ in 3D. Note that in this method, the degrees of freedom in the elements in $\mathcal{K}_{h,0} \cap \Gamma$ are doubled. Therefore, the total number of degrees of freedom are for this problem comparable to a standard method. In the convergence plots, results for small mesh sizes, roughly corresponding to errors below 10^{-7} have been removed because errors could not be reliably estimated due to numerical round-off errors in the numerical integration close to the cut cell boundary.

We have not investigated these numerical errors in detail but note that these error norms are notoriously sensitive to compute for small errors and high order. They involve computing an integral of the square of the error, which can be very sensitive to round-off errors since the square $(u - u_h)^2$ expands to $(u^2 + u_h^2) - 2uu_h$, resulting in the subtraction of two “large” numbers of similar size. The computation is also sensitive to how the exact analytic solution is interpolated into a finite element (of a higher order). For this reason, FEniCS provides a particular function called `errornorm`, which works around this challenge interpolating u and u_h into a common higher order function space¹. However, this functionality is not yet supported for the multimesh implementation, so the challenge of large round-off errors in the numerical evaluation of norms remains.

¹ See <https://bitbucket.org/fenics-project/dolfin/raw/d50bf5ab9bb7c282b68c5d3c265be2660fedde19/site-packages/dolfin/fem/norms.py> for details.



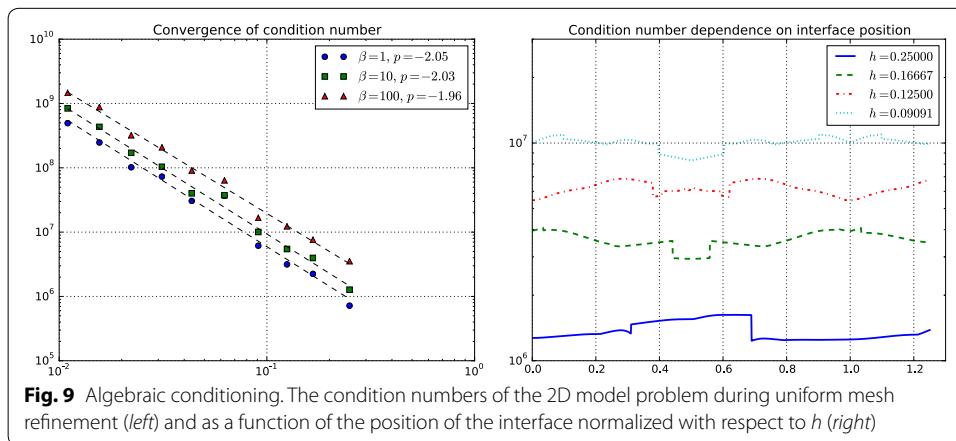
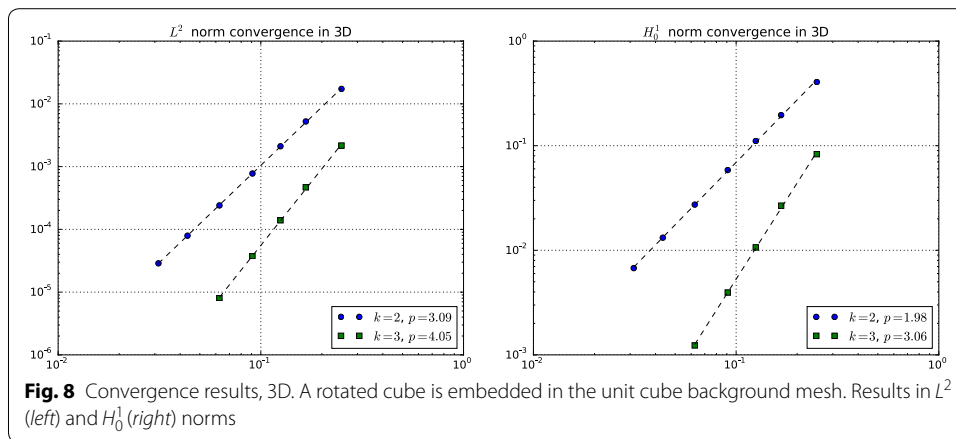
Condition numbers

For a numerical study of the algebraic conditioning of the system, we recall the definition of the condition number of a matrix A

$$\kappa(A) = \frac{\sigma_{max}(A)}{\sigma_{min}(A)} \tag{91}$$

where $\sigma_{max}(A)$ and $\sigma_{min}(A)$ are the maximum and minimum singular values of A . Since the discrete pressure is only determined up to a constant here, the system matrix A will have one zero singular value. To this end, we take the second smallest singular value when computing the condition number in (91).

There are two issues that need to be address regarding the conditioning of system matrices of interface problems. First, κ should be optimal, i.e. $\kappa \lesssim h^{-2}$ (see [3]). Second, the condition number should be essentially independent of the location of the interface. Figure 9 illustrate these properties for the 2D model problem and $k = 2$. Optimal order of convergence is obtained by performing uniform refinement of the two meshes for various values of the Nitsche parameter β (cf. (25)). To investigate the second issue, we set

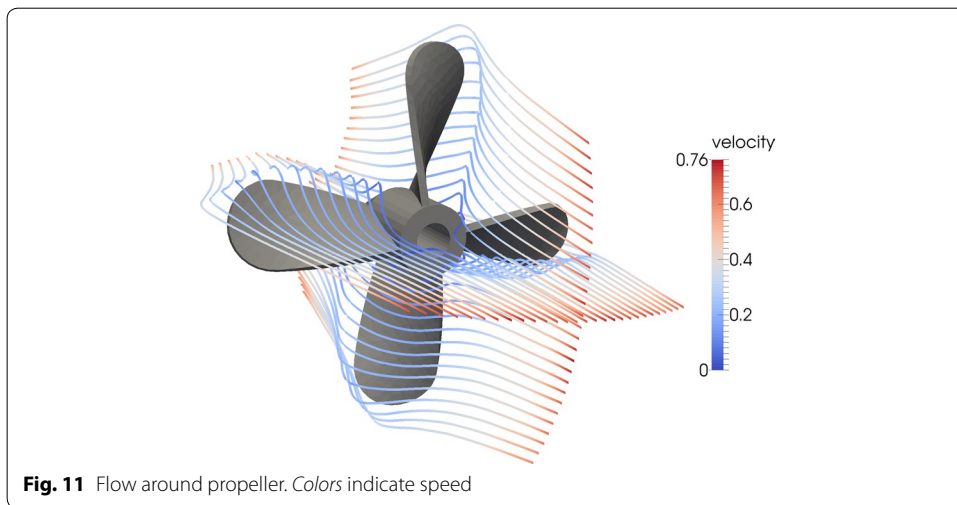
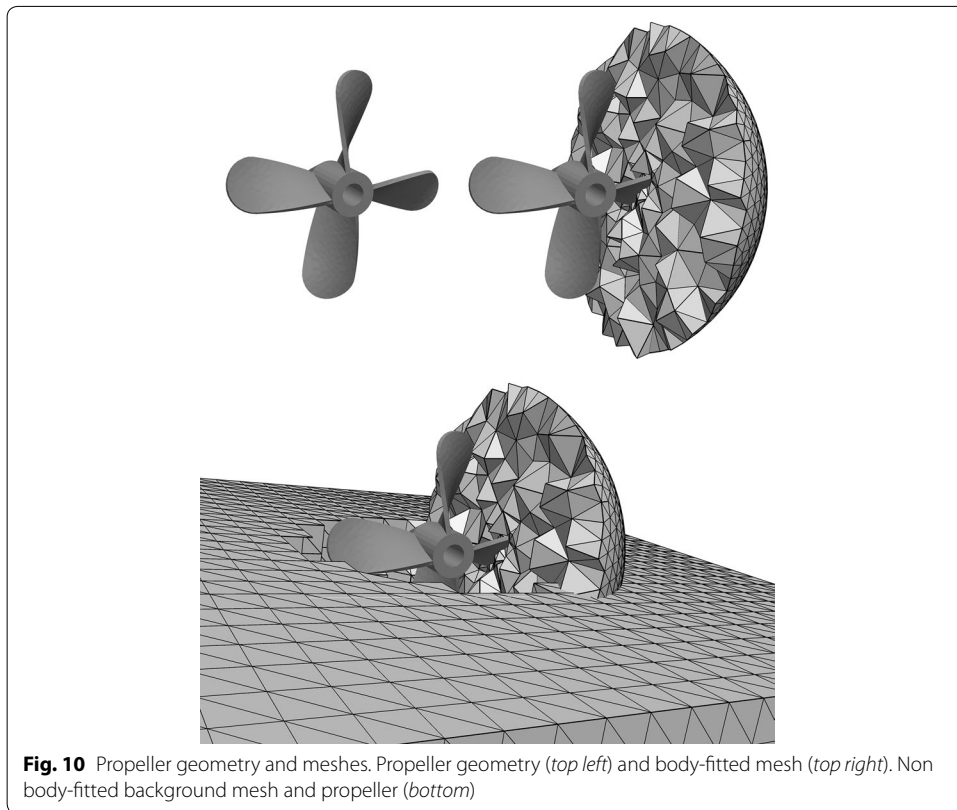


up the same problem with fixed meshes and shift the center of the overlapping domain in the x direction in steps of 0.0001 until it is shifted $1.25 h$. For each mesh configuration we compute κ . This is illustrated in Fig. 9 (right) for various h . The x -axis is normalized with respect to the mesh size: 0 corresponds to the initial position (see Fig. 6) and 1 corresponds to the overlapping domain being shifted h to the right in the x direction.

Flow around a propeller

To illustrate the method on a complex geometry we create a propeller using the CSG tools of the FEniCS component mshr [22], see Fig. 10 (top left). The lengths of the blades are approximately 0.5. Then we construct a mesh of the domain outside the propeller, but inside the unit sphere. This is illustrated in Fig. 10 (top right). The mesh is constructed using TetGen [23] and is body-fitted to the propeller. To simulate the flow around the propeller, the mesh is placed in a background mesh of dimensions $[-2, 2]^3$, where we have removed the elements with all nodes inside a sphere of radius 0.9, see Fig. 10 (bottom).

The simulation is setup with the inflow condition $\mathbf{u}(x, y, z) = (0, 0, \sin(\pi(x + 2)/4) \sin(\pi(y + 2)/4))$ at $z = -2$, the outflow condition $p = 0$ at $z = 2$ and $\mathbf{u}(x, y, z) = 0$ on all other boundaries, including the boundary of the propeller. The resulting velocity field using degree $k = 2$ is shown in Fig. 11. Note the



continuity of the streamlines of the velocity going from the finite element space defined on the background mesh to the finite element space defined on the overlapping mesh surrounding the propeller.

Conclusions

We have presented a finite element method for the Stokes problem based on two composite meshes that overlap each other. The method is based only on the assumption of

inf-sup stable polynomial spaces on the two meshes. In fact, the proposed discretization allows arbitrary inf-sup stable spaces for the Stokes problem to be stitched together using a stabilized Nitsche method from multiple non-matching and intersecting meshes to weakly enforce continuity over an interface. By the use of a least-squares type of stabilization, a global inf-sup stable space is constructed. We demonstrate optimal order convergence by both *a priori* error estimates as well as numerical results for Taylor-Hood elements of polynomial order up to 4. The method has several practical applications and one such prime example is the discretization of flow around complex objects. Future work includes the extension to time-dependent problems and to fluid–structure interaction.

Authors' contributions

All authors contributed to the development of the theory. The computer code for the numerical simulations was developed by AJ and AL. All authors read and approved the final manuscript.

Author details

¹ Center for Biomedical Computing, Simula Research Laboratory, P.O. Box 134, 1325 Lysaker, Norway. ² Department of Mathematics and Mathematical Statistics, Umeå University, 90187 Umeå, Sweden. ³ Department of Mathematical Sciences, Chalmers University of Technology and University of Gothenburg, 41296 Göteborg, Sweden.

Acknowledgements

This research was supported in part by the Swedish Foundation for Strategic Research Grant No. AM13-0029, the Swedish Research Council Grant No. 2013-4708, and the Swedish Research Council Grant No. 2014-6093. The work was also supported by The Research Council of Norway through a Centres of Excellence grant to the Center for Biomedical Computing at Simula Research Laboratory, project number 179578.

Compliance with ethical guidelines

Competing interests

The authors declare that they have no competing interests.

Received: 2 May 2015 Accepted: 12 August 2015

Published online: 25 September 2015

References

- Nitsche J. Über ein Variationsprinzip zur Lösung von Dirichlet-Problemen bei Verwendung von Teilräumen, die keinen Randbedingungen unterworfen sind. *Abh Math Sem Hamburg*. 1971;36:9–15.
- Hansbo A, Hansbo P, Larson MG. A finite element method on composite grids based on Nitsche's method. *ESAIM-Math Model Num*. 2003;37(3):495–514. doi:10.1051/m2an:2003039.
- Massing A, Larson MG, Logg A, Rognes ME. A stabilized Nitsche overlapping mesh method for the Stokes problem. *Numer Math*. 2014;128(1):73–101. doi:10.1007/s00211-013-0603-z.
- Massing A, Larson MG, Logg A. Efficient implementation of finite element methods on nonmatching and overlapping meshes in three dimensions. *SIAM J Sci Comput*. 2013;35(1):23–47. doi:10.1137/11085949X.
- Hansbo P, Larson MG, Zahedi S. A cut finite element method for a Stokes interface problem. *Appl Numer Math*. 2014;85:90–114. doi:10.1016/j.apnum.2014.06.009.
- Cheshire G, Henshaw WD. Composite overlapping meshes for the solution of partial differential equations. *J Comput Phys*. 1990;90(1):1–64. doi:10.1016/0021-9991(90)90196-8.
- Benek JA, Buning PG, Steger JL. A 3-D chimera grid embedding technique. Technical Report 85–1523, AIAA (1985).
- Houzeaux G, Codina R. A Chimera method based on a Dirichlet/Neumann(Robin) coupling for the Navier-Stokes equations. *Comput Method Appl M*. 2003;192(31–32):3343–77. doi:10.1016/S0045-7825(03)00276-7.
- Gerstenberger A, Wall WA. An eXtended Finite Element Method/Lagrange multiplier based approach for fluid-structure interaction. *Comput Method Appl M*. 2008;197(19–20):1699–714. doi:10.1016/j.cma.2007.07.002.
- Shahmiri S, Gerstenberger A, Wall WA. An XFEM-based embedding mesh technique for incompressible viscous flows. *Int J Numer Meth Fl*. 2011;65(1–3):166–90. doi:10.1002/flid.2471.
- Brezzi F, Fortin M. *Mixed and hybrid finite element methods*. New York: Springer; 1991.
- Arnold DN, Brezzi F, Cockburn B, Marini LD. Unified analysis of discontinuous Galerkin methods for elliptic problems. *SIAM J Numer Anal*. 2002;39(5):1749–79. doi:10.1137/S0036142901384162.
- Boffi D, Brezzi F, Fortin M. *Mixed finite element methods and applications*. Berlin Heidelberg: Springer; 2013.
- Scott LR, Zhang S. Finite element interpolation of nonsmooth functions satisfying boundary conditions. *Math Comp*. 1990;54:483–93. doi:10.1090/S0025-5718-1990-1011446-7.
- Crouzeix M, Raviart P-A. Conforming and nonconforming finite element methods for solving the stationary Stokes equations I. *RAIRO Anal Numer*. 1973;7(3):33–75.

16. Arnold DN, Brezzi F, Fortin M. A stable finite element for the Stokes equations. *Calcolo*. 1984;21(4):337–44. doi:[10.1007/BF02576171](https://doi.org/10.1007/BF02576171).
17. Braess D. *Finite elements: theory, fast solvers, and applications in solid mechanics*. Cambridge: Cambridge University Press; 2007.
18. Verfürth R. Error estimates for a mixed finite element approximation of the Stokes equation. *RAIRO Anal Numer.* 1984;18:175–82.
19. Brenner SC, Scott LR. *The mathematical theory of finite element methods*. New York: Springer; 2008.
20. Logg A, Mardal K-A, Wells GN, et al. *Automated solution of differential equations by the finite element method*. Berlin Heidelberg: Springer; 2012.
21. Logg A, Wells GN. DOLFIN: automated finite element computing. *ACM Trans Math Soft.* 2010. doi:[10.1145/1731022.1731030](https://doi.org/10.1145/1731022.1731030).
22. Kehlet B. mshr: Mesh generation component of FEniCS. <https://bitbucket.org/benjamik/mshr> (Accessed: 2015-01-08).
23. Si H. TetGen: a quality tetrahedral mesh generator and three-dimensional delaunay triangulator. <http://www.tetgen.org> (Accessed: 2015-01-08).

Submit your manuscript to a SpringerOpen[®] journal and benefit from:

- ▶ Convenient online submission
- ▶ Rigorous peer review
- ▶ Immediate publication on acceptance
- ▶ Open access: articles freely available online
- ▶ High visibility within the field
- ▶ Retaining the copyright to your article

Submit your next manuscript at ▶ springeropen.com
