



PUBLISHED FOR SISSA BY SPRINGER

RECEIVED: February 5, 2013

ACCEPTED: April 12, 2013

PUBLISHED: April 29, 2013

The measurement of the Higgs self-coupling at the LHC: theoretical status

J. Baglio,^a A. Djouadi,^b R. Gröber,^a M.M. Mühlleitner,^a J. Quevillon^b and M. Spira^c

^a*Institut für Theoretische Physik, Karlsruher Institut für Technologie (KIT),
D-76128 Karlsruhe, Germany*

^b*Laboratoire de Physique Théorique, Université Paris–Sud and CNRS,
F-91405 Orsay, France*

^c*Paul Scherrer Institute,
CH-5232 Villigen PSI, Switzerland*

E-mail: julien.baglio@kit.edu, abdelhak.djouadi@th.u-psud.fr,
ramona.groeber@kit.edu, margarete.muehlleitner@kit.edu,
jeremie.quevillon@th.u-psud.fr, Michael.Spira@psi.ch

ABSTRACT: Now that the Higgs boson has been observed by the ATLAS and CMS experiments at the LHC, the next important step would be to measure accurately its properties to establish the details of the electroweak symmetry breaking mechanism. Among the measurements which need to be performed, the determination of the Higgs self-coupling in processes where the Higgs boson is produced in pairs is of utmost importance. In this paper, we discuss the various processes which allow for the measurement of the trilinear Higgs coupling: double Higgs production in gluon fusion, vector boson fusion, double Higgs-strahlung and associated production with a top quark pair. We first evaluate the production cross sections for these processes at the LHC with center-of-mass energies ranging from the present $\sqrt{s} = 8$ TeV to $\sqrt{s} = 100$ TeV, and discuss their sensitivity to the trilinear Higgs coupling. We include the various higher order QCD radiative corrections, at next-to-leading order for gluon and vector boson fusion and at next-to-next-to-leading order for associated double Higgs production with a gauge boson. The theoretical uncertainties on these cross sections are estimated. Finally, we discuss the various channels which could allow for the detection of the double Higgs production signal at the LHC and estimate their potential to probe the trilinear Higgs coupling.

KEYWORDS: Higgs Physics, QCD, Standard Model

ARXIV EPRINT: [1212.5581](https://arxiv.org/abs/1212.5581)

Contents

1	Introduction	1
2	Higgs pairs at higher orders in QCD	5
2.1	The gluon fusion process	6
2.2	The vector boson fusion process	7
2.3	The Higgs-strahlung process	9
3	Cross sections and sensitivity at the LHC	12
3.1	Theoretical uncertainties in the gluon channel	14
3.1.1	Theoretical uncertainty due to missing higher order corrections	14
3.1.2	The PDF and α_S errors	14
3.1.3	The effective theory approach	16
3.1.4	Total uncertainty	17
3.2	VBF and Higgs-strahlung processes	17
3.2.1	The VBF channel	18
3.2.2	The associated Higgs pair production with a vector boson	19
3.3	Sensitivity to the trilinear Higgs coupling in the main channels	20
4	Prospects at the LHC	21
4.1	Kinematical distributions of $gg \rightarrow HH$	23
4.2	The $b\bar{b}\gamma\gamma$ decay channel	24
4.3	The $b\bar{b}\tau\bar{\tau}$ decay channel	27
4.4	The $b\bar{b}W^+W^-$ decay channel	28
5	Conclusions	31

1 Introduction

A bosonic particle with a mass of about 125 GeV has been observed by the ATLAS and CMS Collaborations at the LHC [1–4] and it has, *grosso modo*, the properties of the long sought Higgs particle predicted in the Standard Model (SM) [5–9]. This closes the first chapter of the probing of the mechanism that triggers the breaking of the electroweak symmetry and generates the fundamental particle masses. Another, equally important chapter is now opening: the precise determination of the properties of the produced particle. This is of extreme importance in order to establish that this particle is indeed the relic of the mechanism responsible for the electroweak symmetry breaking and, eventually, to pin down effects of new physics if additional ingredients beyond those of the SM are involved in the symmetry breaking mechanism. To do so, besides measuring the mass, the total decay

width and the spin-parity quantum numbers of the particle, a precise determination of its couplings to fermions and gauge bosons is needed in order to verify the fundamental prediction that they are indeed proportional to the particle masses. Furthermore, it is necessary to measure the Higgs self-interactions. This is the only way to reconstruct the scalar potential of the Higgs doublet field Φ , that is responsible for spontaneous electroweak symmetry breaking,

$$V_H = \mu^2 \Phi^\dagger \Phi + \frac{1}{2} \lambda (\Phi^\dagger \Phi)^2; \quad \lambda = \frac{M_H^2}{v^2} \text{ and } \mu^2 = -\frac{1}{2} M_H^2, \quad (1.1)$$

with $v = 246$ GeV. Rewriting the Higgs potential in terms of a physical Higgs boson leads to the trilinear Higgs self-coupling λ_{HHH} , which in the SM is uniquely related to the mass of the Higgs boson,

$$\lambda_{HHH} = \frac{3M_H^2}{v}. \quad (1.2)$$

This coupling is only accessible in double Higgs production [10–18]. One thus needs to consider the usual channels in which the Higgs boson is produced singly [19–22], but allows for the state to be off mass-shell and to split up into two real Higgs bosons. At hadron colliders, four main classes of processes have been advocated for Higgs pair production:

- a) the gluon fusion mechanism, $gg \rightarrow HH$, which is mediated by loops of heavy quarks (mainly top quarks) that couple strongly to the Higgs boson [24–27];
- b) the WW/ZZ fusion processes (VBF), $qq' \rightarrow V^*V^*qq' \rightarrow HHqq'$ ($V = W, Z$), which lead to two Higgs particles and two jets in the final state [24, 28–32];
- c) the double Higgs-strahlung process, $q\bar{q}' \rightarrow V^* \rightarrow VH H$ ($V = W, Z$), in which the Higgs bosons are radiated from either a W or a Z boson [33];
- d) associated production of two Higgs bosons with a top quark pair, $pp \rightarrow t\bar{t}HH$ [34].

As they are of higher order in the electroweak coupling and the phase space is small due to the production of two heavy particles in the final state, these processes have much lower production cross sections, at least two orders of magnitude smaller, compared to the single Higgs production case. In addition, besides the diagrams with $H^* \rightarrow HH$ splitting, there are other topologies which do not involve the trilinear Higgs coupling, e.g. with both Higgs bosons radiated from the gauge boson or fermion lines, and which lead to the same final state. These topologies will thus dilute the dependence of the production cross sections for double Higgs production on the λ_{HHH} coupling. The measurement of the trilinear Higgs coupling is therefore an extremely challenging task and very high collider luminosities as well as high energies are required. We should note that to probe the quadrilinear Higgs coupling, $\lambda_{HHHH} = 3M_H^2/v^2$, which is further suppressed by a power of v compared to the triple Higgs coupling, one needs to consider triple Higgs production processes [10–12, 35–37]. As their cross sections are too small to be measurable, these processes are not viable in a foreseen future so that the determination of this last coupling seems hopeless.

In ref. [15–17], the cross sections for the double Higgs production processes and the prospects of extracting the Higgs self-coupling have been discussed for the LHC with a 14 TeV center-of-mass (c.m.) energy in both the SM and its minimal supersymmetric extension (MSSM) where additional channels occur in the various processes.

In the present paper, we update the previous analysis. In a sense, the task is made easier now that the Higgs boson mass is known and can be fixed to $M_H \approx 125$ GeV. However, lower c.m. energies have to be considered such as the current one, $\sqrt{s} = 8$ TeV. In addition, there are plans to upgrade the LHC which could allow to reach c.m. energies of about 30 TeV [38] and even up to 100 TeV. These very high energies will be of crucial help to probe these processes.

Another major update compared to ref. [15–17] is that we will consider all main processes beyond leading order (LO) in perturbation theory, i.e. we will implement the important higher order QCD corrections. In the case of the gluon fusion mechanism, $gg \rightarrow HH$, the QCD corrections have been calculated at next-to-leading-order (NLO) in the low energy limit in ref. [39]. They turn out to be quite large, almost doubling the production cross section at $\sqrt{s} = 14$ TeV, in much the same manner as for single Higgs production [40–46]. In fact, the QCD corrections for single and double Higgs productions are intimately related and one should expect, as in the case of $gg \rightarrow H$, a further increase of the total cross section by $\approx 30\%$ once the next-to-next-to-leading (NNLO) corrections are also included [47–49].

It is well known that for single Higgs production in the vector boson fusion process $qq' \rightarrow Hqq'$ there is no gluon exchange between the two incoming/outgoing quarks as the initial and final quarks are in color singlet states at LO. Then the NLO QCD corrections consist simply of the known corrections to the structure functions [50–52]. The same can be said in the case of double Higgs production $qq' \rightarrow HHqq'$, and in this paper we will implement the NLO QCD corrections to this process in the structure function approach. The NNLO corrections in this approach turn out to be negligibly small for single Higgs production [53, 54] and we will thus ignore them for double Higgs production.

In the single Higgs-strahlung process, $q\bar{q}' \rightarrow V^* \rightarrow VH$, the NLO QCD corrections can be inferred from those of the Drell-Yan process $q\bar{q}' \rightarrow V^*$ [55–57]. This can be extended to NNLO [47, 58, 59] but, in the case of ZH production, one needs to include the gg initiated contribution, $gg \rightarrow ZH$ [59–61] as well as some additional subleading corrections [62]. The same is also true for double Higgs-strahlung and we will include in this paper the Drell-Yan part of the corrections up to NNLO. In the case of ZHH final states, we will determine the additional contribution of the pentagon diagram $gg \rightarrow ZHH$ which turns out to be quite substantial, increasing the total cross section by up to 30% at $\sqrt{s} = 14$ TeV.

In the case of the $pp \rightarrow t\bar{t}HH$ process, the determination of the cross section at LO is already rather complicated. We will not consider any correction beyond this order (that, in any case, has not been calculated) and just display the total cross section without further analysis. We simply note that the QCD corrections in the single Higgs case, $pp \rightarrow t\bar{t}H$, turn out to be quite modest. At NLO, they are small at $\sqrt{s} = 8$ TeV and increase the cross section by less than $\approx 20\%$ at $\sqrt{s} = 14$ TeV [63–66]. We also note that this channel is plagued by huge QCD backgrounds.

In addition, the electroweak radiative corrections to these double Higgs production processes have not been calculated yet. Nevertheless, one expects that they are similar in size to those affecting the single Higgs production case, which are at the few percent level at the presently planned LHC c.m. energies [67–76] (see also ref. [77] for a review). They should thus not affect the cross sections in a significant way and we will ignore this issue in our analysis.

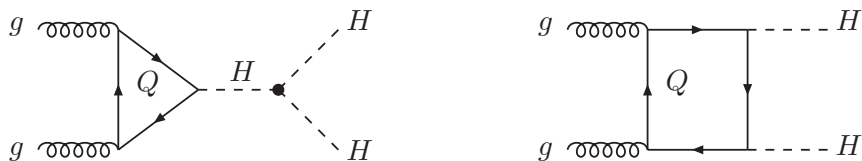
After determining the K -factors, i.e. the ratios of the higher order to the lowest order cross sections consistently evaluated with the value of the strong coupling α_s and the parton distribution functions taken at the considered perturbative order, a next step will be to estimate the theoretical uncertainties on the production cross sections in the various processes. These stem from the variation of the renormalization and factorization scales that enter the processes (and which gives a rough measure of the missing higher order contributions), the uncertainties in the parton distribution functions (PDF) and the associated one on the strong coupling constant α_s and, in the case of the $gg \rightarrow HH$ process, the uncertainty from the use of an effective approach with an infinitely heavy virtual top quark, to derive the NLO corrections (see also ref. [78, 79]). This will be done in much the same way as for the more widely studied single Higgs production case [77, 80].

Finally, we perform a preliminary analysis of the various channels in which the Higgs pair can be observed at the LHC with a c.m. energy of $\sqrt{s} = 14$ TeV assuming up to 3000 fb^{-1} collected data, and explore their potential to probe the λ_{HHH} coupling. Restricting ourselves to the dominant $gg \rightarrow HH$ mechanism in a parton level approach,¹ we first discuss the kinematics of the process, in particular the transverse momentum distribution of the Higgs bosons and their rapidity distribution at leading order. We then evaluate the possible cross sections for both the signal and the major backgrounds. As the Higgs boson of a mass around 125 GeV dominantly decays into b -quark pairs with a branching ratio of $\approx 60\%$ and other decay modes such as $H \rightarrow \gamma\gamma$ and $H \rightarrow WW^* \rightarrow 2\ell 2\nu$ are rare [89, 90], and as the production cross sections are already low, we will focus on the three possibly promising detection channels $gg \rightarrow HH \rightarrow b\bar{b}\gamma\gamma, b\bar{b}\tau\bar{\tau}$ and $b\bar{b}W^+W^-$. Very high luminosities, $\mathcal{O}(\text{ab}^{-1})$ would be required to have some sensitivity on the λ_{HHH} coupling.

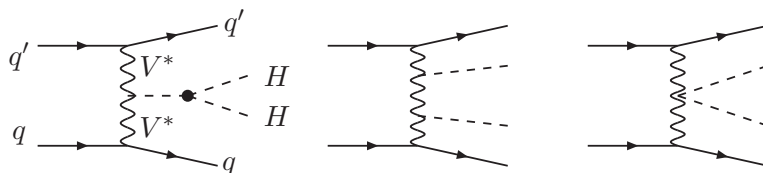
The rest of the paper is organized as follows. In the next section, we discuss the QCD radiative corrections to double Higgs production in the gluon fusion, vector boson fusion and Higgs-strahlung processes (the $t\bar{t}HH$ process will be only considered at tree-level) and how they are implemented in the programs HPAIR [91], VBFNLO [92] and a code developed by us to evaluate the inclusive cross sections in Higgs-strahlung processes. In section 3, we evaluate the various theoretical uncertainties affecting these cross sections and collect at $M_H = 125$ GeV the double Higgs production cross sections at the various LHC energies. We also study the sensitivity in the different processes to the trilinear Higgs self-coupling.

¹Early and more recent parton level analyses of various detection channels have been performed in refs. [81–86] with the recent ones heavily relying on jet-substructure techniques [87]. However, a full and realistic assessment of the LHC to probe the trilinear coupling would require the knowledge of the exact experimental conditions with very high luminosities and a full simulation of the detectors which is beyond the scope of this paper. Only the ATLAS and CMS Collaborations are in a position to perform such detailed investigations and preliminary studies have already started [88].

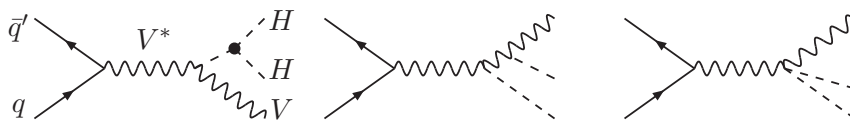
(a) gg double-Higgs fusion: $gg \rightarrow HH$



(b) WW/ZZ double-Higgs fusion: $qq' \rightarrow HHqq'$



(c) Double Higgs-strahlung: $q\bar{q}' \rightarrow ZHH/WHH$



(d) Associated production with top-quarks: $q\bar{q}/gg \rightarrow t\bar{t}HH$

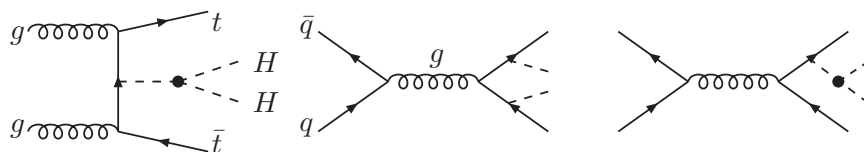


Figure 1. Some generic Feynman diagrams contributing to Higgs pair production at hadron colliders.

Section 4 will be devoted to a general discussion of the channels that could allow for the detection of the two Higgs boson signal at a high-luminosity 14 TeV LHC, concentrating on the dominant $gg \rightarrow HH$ process, together with an analysis of the major backgrounds. A short conclusion is given in the last section.

2 Higgs pairs at higher orders in QCD

Generic Feynman diagrams for the four main classes of processes leading to double Higgs production at hadron colliders, gluon fusion, WW/ZZ fusion, double Higgs-strahlung and associated production with a top quark pair, are shown in figure 1. As can be seen in each process, one of the Feynman diagrams involves the trilinear Higgs boson coupling, $\lambda_{HHH} = 3M_H^2/v$, which can thus be probed in principle. The other diagrams involve the couplings of the Higgs boson to fermions and gauge bosons and are probed in the processes where the Higgs particle is produced singly.

In this section we will discuss the production cross sections for the first three classes of processes, including the higher order QCD corrections. We will first review the gluon channel and then we will move on to the higher-order corrections in the weak boson fusion and Higgs-strahlung channels.

2.1 The gluon fusion process

The gluon fusion process is — in analogy to single Higgs production — the dominant Higgs pair production process. The cross section is about one order of magnitude larger than the second largest process which is vector boson fusion. As can be inferred from figure 1a) it is mediated by loops of heavy quarks which in the SM are mainly top quarks. Bottom quark loops contribute to the total cross section with less than 1% at LO.

The process is known at NLO QCD in an effective field theory (EFT) approximation by applying the low energy theorem (LET) [40–46, 93–95] which means that effective couplings of the gluons to the Higgs bosons are obtained by using the infinite quark mass approximation. The hadronic cross section at LO is given by

$$\sigma_{\text{LO}} = \int_{\tau_0}^1 d\tau \hat{\sigma}_{\text{LO}}(\hat{s} = \tau s) \int_{\tau}^1 \frac{dx}{x} f_g(x; \mu_F^2) f_g\left(\frac{\tau}{x}; \mu_F^2\right), \quad (2.1)$$

with s being the hadronic c.m. energy, $\tau_0 = 4M_H^2/s$, and f_g the gluon distribution function taken at a typical scale μ_F specified below. The partonic cross section at LO, $\hat{\sigma}_{\text{LO}}$, can be cast into the form

$$\hat{\sigma}_{\text{LO}}(gg \rightarrow HH) = \int_{\hat{t}_-}^{\hat{t}_+} d\hat{t} \frac{G_F^2 \alpha_s^2(\mu_R)}{256(2\pi)^3} \left\{ \left| \frac{\lambda_{HHH} v}{\hat{s} - M_H^2 + iM_H \Gamma_H} F_{\Delta} + F_{\square} \right|^2 + |G_{\square}|^2 \right\}, \quad (2.2)$$

where

$$\hat{t}_{\pm} = -\frac{\hat{s}}{2} \left(1 - 2\frac{M_H^2}{\hat{s}} \mp \sqrt{1 - \frac{4M_H^2}{\hat{s}}} \right), \quad (2.3)$$

with \hat{s} and \hat{t} denoting the partonic Mandelstam variables. The triangular and box form factors F_{Δ} , F_{\square} and G_{\square} approach constant values in the infinite top quark mass limit,

$$F_{\Delta} \rightarrow \frac{2}{3}, \quad F_{\square} \rightarrow -\frac{2}{3}, \quad G_{\square} \rightarrow 0. \quad (2.4)$$

The expressions with the complete mass dependence are rather lengthy and can be found in ref. [27] as well as the NLO QCD corrections in the LET approximation in ref. [39].

The full LO expressions for F_{Δ} , F_{\square} and G_{\square} are used wherever they appear in the NLO corrections in order to improve the perturbative results, similar to what has been done in the single Higgs production case where using the exact LO expression reduces the disagreement between the full NLO result and the LET result [19–22, 40–46].

For the numerical evaluation we have used the publicly available code HPAIR [91] in which the known NLO corrections are implemented. As a central scale for this process we choose

$$\mu_0 = \mu_R = \mu_F = M_{HH}, \quad (2.5)$$

where M_{HH} denotes the invariant mass of the Higgs boson pair. This is motivated by the fact that the natural scale choice in the process $gg \rightarrow H$ is $\mu_0 = M_H$. Extending this to Higgs pair production naturally leads to the scale choice of eq. (2.5). The motivation to switch to $\mu_0 = 1/2 M_H$ in single Higgs production comes from the fact that it is a way to account for the $\sim +10\%$ next-to-next-to-leading logarithmic (NNLL) corrections [77, 96–98] in a fixed order NNLO calculation. It also improves the perturbative convergence from NLO to NNLO [99]. Still NNLO and NNLL calculations for $gg \rightarrow HH$ process are not available at the moment, not to mention an exact NLO calculation that would be the starting point of further improvements. It then means that there is no way to check whether these nice features appearing in single Higgs production when using $\mu_0 = 1/2 M_H$ would still hold in the case of Higgs pair production when using $\mu_0 = 1/2 M_{HH}$. We then stick to the scale choice of eq. (2.5). The K -factor, describing the ratio of the cross section at NLO using NLO PDFs and NLO α_s to the leading order cross section consistently evaluated with LO PDFs and LO α_s , for this process is

$$K \sim 2.0 (1.5) \quad \text{for } \sqrt{s} = 8 (100) \text{ TeV} . \tag{2.6}$$

2.2 The vector boson fusion process

The structure of the Higgs pair production process through vector boson fusion [28–31] is very similar to the single Higgs production case. The vector boson fusion process can be viewed as the double elastic scattering of two (anti)quarks with two Higgs bosons radiated off the weak bosons that fuse. In particular this means that the interference with the double Higgs-strahlung process $qq' \rightarrow V^*HH \rightarrow qq'HH$ is negligible and this latter process is treated separately. This is justified by the kinematics of the process with two widely separated quark jets of high invariant mass and by the color flow of the process. This leads to the structure function approach that has been applied with success to calculate the QCD corrections in the vector boson fusion production of a single Higgs boson [50–54]. Generic diagrams contributing at NLO QCD order are shown in figure 2. For simplicity only the diagrams with the QCD corrections to the upper quark line are shown. The calculation involving the second quark line is identical. The blob of the vertex $VVHH$ is a shortcut for the diagrams depicted in figure 3, which include charged currents (CC) with W^\pm bosons and neutral currents (NC) with a Z boson exchange. As can be seen only one of the three diagrams involves the trilinear Higgs coupling. The other diagrams act as irreducible background and lower the sensitivity of the production process to the Higgs self-coupling.

We have calculated the NLO QCD corrections in complete analogy to the single Higgs VBF process [51]. The real emission contributions are given by a gluon attached to the quark lines either in the initial or the final state and from the gluon-quark initial state. As we are working in the structure function approach, the corrections of the upper and lower quark lines do not interfere and are simply added incoherently. The amplitudes have the following structure,

$$\mathcal{A}_{HHqq'} \propto T_{V^*V^*}^{\mu\nu} J_\mu^q J_\nu^{q'} , \tag{2.7}$$

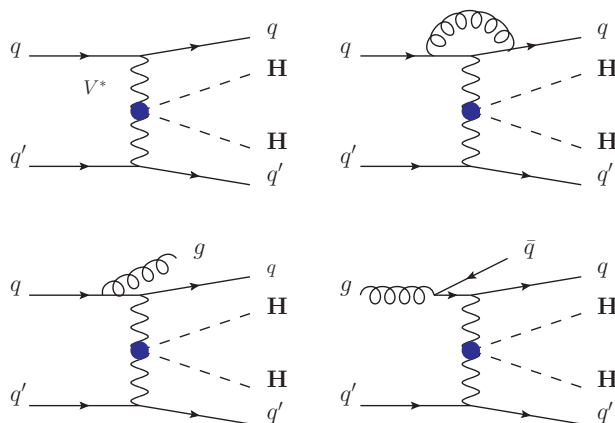


Figure 2. Generic diagrams contributing to the NLO corrections to $qq' \rightarrow HHqq'$. Shown are the LO diagram (upper left) and the NLO corrections for the upper quark line. The blob of the $VVHH$ vertex is a shortcut for the three diagrams shown in figures 1b) and 3.

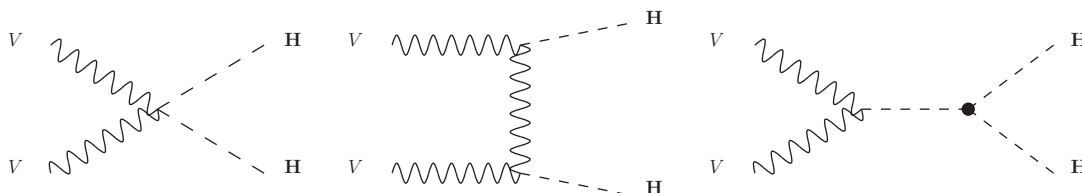


Figure 3. Diagrams contributing to the $VVHH$ vertex.

where $T_{V^*V^*}^{\mu\nu}$ stands for the tensor structure of the diagrams depicted in figure 3 and $J_\mu^{q,q'}$ are the quark currents of the upper and lower lines, respectively, with four-momenta q, q' . The calculation is done numerically using the *Catani-Seymour* dipole subtraction method [100] to regularize the infrared divergencies. The formulae for the subtraction terms as well as the finite corrections are identical to the ones for single Higgs VBF production as only the quark currents are involved. They can be found in ref. [51].

We have implemented this calculation in the **VBFNLO** code [92] in which we have provided the tensor structure depicted in figure 3 which has been calculated with **MadGraph** [101]. Up to now the **VBFNLO** implementation only involves on-shell Higgs pairs. We have found an increase of $\sim +7\%$ of the total cross section compared to the LO result when using the central scale

$$\mu_0 = \mu_R = \mu_F = Q_{V^*}, \tag{2.8}$$

with Q_{V^*} being the momentum of the exchanged weak bosons ($V^* = W^*, Z^*$).² This result is in agreement with a previous calculation done in the context of the two Higgs doublet model [102].

²In order to stay within the perturbative regime a cut $Q_{V^*} \geq 2 \text{ GeV}$ has to be imposed, see ref. [50].

2.3 The Higgs-strahlung process

The production of a Higgs pair in association with a vector boson has been calculated for the first time quite a while ago [33] and shares common aspects with the single Higgs-strahlung process. The NLO corrections can be implemented in complete analogy to single Higgs-strahlung [55–57]. We will update in this paper the former results and present the NNLO corrections to the WHH and ZHH inclusive production cross sections. These calculations have been implemented in a code which shall become publicly available.

At LO the process $pp \rightarrow VHH$ ($V = W, Z$) is given by quark-antiquark annihilations in s -channel mediated processes involving three Feynman diagrams, see figure 1c). As can be seen only one of the three diagrams involves the trilinear Higgs coupling. The sensitivity to this coupling is then diluted by the remaining diagrams. After integrating over the azimuthal angle we are left with the following partonic differential cross section with \hat{s} being the partonic c.m. energy (see also ref. [15–17]),

$$\frac{d\hat{\sigma}_{VHH}^{\text{LO}}}{dx_1 dx_2} = \frac{G_F^3 M_V^6 (a_q^2 + v_q^2)}{1149 \sqrt{2} \pi^3 \hat{s} (1 - \mu_V^2)} \left[\frac{1}{8} f_0 C_{HHH}^2 + \frac{1}{4\mu_V (1 - x_1 + \mu_H - \mu_V)} \times \left(\frac{f_1}{1 - x_1 + \mu_H - \mu_V} + \frac{f_2}{1 - x_2 + \mu_H - \mu_V} + 2\mu_V f_3 C_{HHH} \right) + \{x_1 \leftrightarrow x_2\} \right], \quad (2.9)$$

where we use of the following notation,

$$\mu_V = \frac{M_V^2}{\hat{s}}, \quad \mu_H = \frac{M_H^2}{\hat{s}}, \quad x_1 = \frac{2E_H}{\sqrt{\hat{s}}}, \quad x_2 = \frac{2E_V}{\sqrt{\hat{s}}}, \quad (2.10)$$

and the reduced couplings of the quarks to the vector bosons, $a_q = v_q = \sqrt{2}$ for $V = W$ and any quark q , $a_u = 1$ and $v_u = 1 - 8/3 \sin^2 \theta_W$ for $q = u, s$ and $V = Z$, $a_d = -1$ and $v_d = -1 + 4/3 \sin^2 \theta_W$ for $q = d, c, b$ and $V = Z$. The coefficients f_i as well as C_{HHH} are

$$\begin{aligned} f_0 &= \mu_V [(2 - x_1 - x_2)^2 + 8\mu_V], \\ f_1 &= x_1^2 (\mu_V - 1 + x_1)^2 - 4\mu_H (1 - x_1) (1 - x_1 + \mu_V - \mu_V x_1 - 4\mu_V) \\ &\quad + \mu_V (\mu_V - 4\mu_H) (1 - 4\mu_H) - \mu_V^2, \\ f_2 &= (2\mu_V + x_1 + x_2) [\mu_V (x_1 + x_2 - 1 + \mu_V - 8\mu_H) \\ &\quad - (1 - x_1) (1 - x_2) (1 + \mu_V)] + (1 - x_1)^2 (1 - x_2)^2 \\ &\quad + (1 - x_1) (1 - x_2) [\mu_V^2 + 1 + 4\mu_H (1 + \mu_V)] \\ &\quad + 4\mu_H \mu_V (1 + \mu_V + 4\mu_H) + \mu_V^2, \\ f_3 &= x_1 (x_1 - 1) (\mu_V + x_1 - 1) - (1 - x_2) (2 - x_1) (1 - x_1 + \mu_V) \\ &\quad + 2\mu_V (\mu_V + 1 - 4\mu_H), \\ C_{HHH} &= \frac{v}{M_V^2} \frac{\lambda_{HHH}}{x_1 + x_2 - 1 + \mu_V - \mu_H} + \frac{2}{1 - x_1 + \mu_H - \mu_V} \\ &\quad + \frac{2}{1 - x_2 + \mu_H - \mu_V} + \frac{1}{\mu_V}. \end{aligned} \quad (2.11)$$

The coefficient C_{HHH} includes the trilinear Higgs coupling λ_{HHH} .

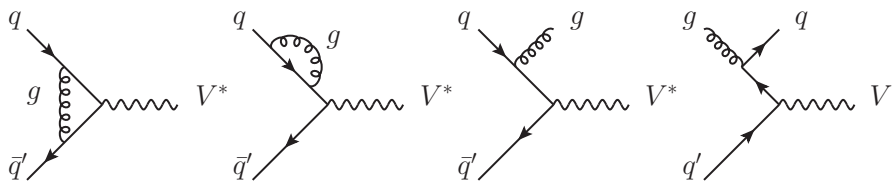


Figure 4. Feynman diagrams contributing to the NLO QCD corrections for Drell-Yan production.

In order to obtain the full hadronic section, the differential partonic cross section of eq. (2.9) is convoluted with the quark parton distribution functions, $f_q, f_{q'}$ taken at a typical scale μ_F specified below:

$$\sigma(pp \rightarrow VHH) = \sum_{q,q'} \int_{\tau_0}^1 d\tau \int_{\tau}^1 \frac{dx}{x} f_q(x; \mu_F^2) f_{\bar{q}/\bar{q}'}\left(\frac{\tau}{x}; \mu_F^2\right) \hat{\sigma}_{VHH}(\hat{s} = \tau s), \quad (2.12)$$

where s stands for the hadronic c.m. energy and $\tau_0 = (2M_H + M_V)^2/s$. The total partonic cross section $\hat{\sigma}_{VHH}$ has been obtained after the integration of eq. (2.9) over x_1, x_2 .

The calculation of the NLO QCD corrections is similar to the single Higgs-strahlung case. In fact, this process can be viewed as the Drell-Yan production $pp \rightarrow V^*$ followed by the splitting process $V^* \rightarrow VHH$. The off-shell vector boson can have any momentum k^2 with $(2M_H + M_V)^2 \leq k^2 \leq \hat{s}$. This factorization is in principle valid at all orders for the Drell-Yan like contributions and leads, after folding with the PDF, to

$$\sigma(pp \rightarrow VHH) = \int_{\tau_0}^1 d\tau \sum_{(ij)} \frac{d\mathcal{L}^{ij}}{d\tau} \int_{\tau_0/\tau}^1 dz \hat{\sigma}^{\text{LO}}(z\tau s) \Delta_{ij}(ij \rightarrow V^*), \quad (2.13)$$

with

$$\frac{d\mathcal{L}^{ij}}{d\tau} = \int_{\tau}^1 f_i(x; \mu_F^2) f_j\left(\frac{\tau}{x}; \mu_F^2\right) \frac{dx}{x}. \quad (2.14)$$

In the expressions above ij stands for any initial partonic subprocess, Δ_{ij} is the Drell-Yan correction, $z = k^2/\hat{s}$ and $\hat{\sigma}^{\text{LO}}$ stands for the LO partonic cross section of the process $q\bar{q}' \rightarrow V^* \rightarrow VHH$. At LO we have $\Delta_{ij}^{\text{LO}} = \delta_{iq}\delta_{j\bar{q}/\bar{q}'}\delta(1-z)$. In figure 4 the generic diagrams which contribute at NLO to the Drell-Yan process $q\bar{q}' \rightarrow V^*$ are depicted. The NLO QCD corrections increase the total cross section by $\sim +17\%$ at 14 TeV for $M_H = 125$ GeV.

We have calculated the NNLO corrections, which have not been available so far, in the same way except for the process involving a Z boson. In fact there are additional contributions that are specific to the case of a Z boson, involving an effective Zgg vertex. Similar to what is stated in ref. [59] for the single Higgs production case, only the specific gluon fusion initiated process will be of non-negligible contribution and will be described below. Let us start with the NNLO QCD Drell-Yan contribution. Some generic diagrams contributing to the NNLO corrections to $q\bar{q}' \rightarrow V^*$ are shown in figure 5. We apply the procedure as described by eq. (2.13) and the expression is then given by

$$\begin{aligned} \sigma^{\text{NNLO}}(pp \rightarrow VHH) = & \sigma^{\text{LO}} + \Delta\sigma_{q\bar{q}/\bar{q}'} + \Delta\sigma_{qg} + \Delta\sigma_{q\bar{q}'} + \\ & \Delta\sigma_{\bar{q}q} + \Delta\sigma_{g\bar{g}} + \delta_{VZ}\Delta\sigma_{g\bar{g} \rightarrow ZHH}, \end{aligned} \quad (2.15)$$

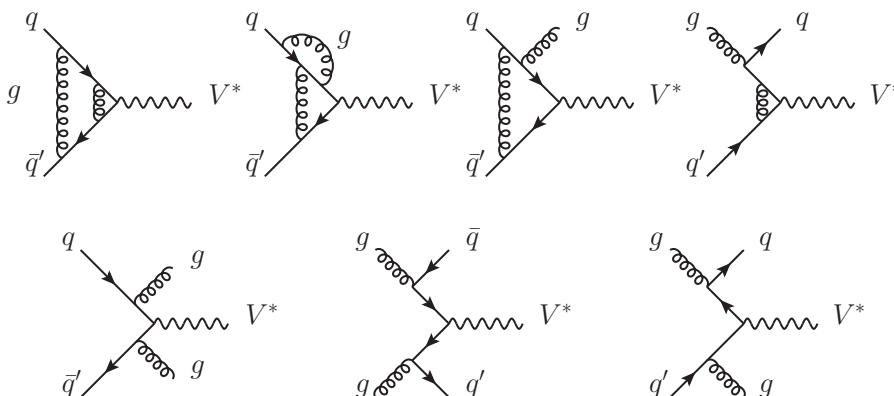


Figure 5. Some Feynman diagrams contributing at NNLO QCD to Drell-Yan production.

with $\delta_{VZ} = 1(0)$ for $V = Z(W)$ and

$$\begin{aligned}
 \sigma^{\text{LO}} &= \sum_{q,q'} \int_{\tau_0}^1 d\tau \frac{d\mathcal{L}^{q\bar{q}/\bar{q}'}}{d\tau} \hat{\sigma}^{\text{LO}}(\tau s), \\
 \Delta\sigma_{q\bar{q}/\bar{q}'} &= \sum_{q,q'} \left(\frac{\alpha_s(\mu_R)}{\pi} \right) \int_{\tau_0}^1 d\tau \frac{d\mathcal{L}^{q\bar{q}/\bar{q}'}}{d\tau} \times \\
 &\quad \int_{\tau_0/\tau}^1 \hat{\sigma}^{\text{LO}}(z\tau s) \left(\Delta_{q\bar{q}}^{(1)}(z) + \left(\frac{\alpha_s(\mu_R)}{\pi} \right) \Delta_{q\bar{q}}^{(2)}(z) \right), \\
 \Delta\sigma_{qg} &= \sum_{i=q,\bar{q}} \left(\frac{\alpha_s(\mu_R)}{\pi} \right) \int_{\tau_0}^1 d\tau \frac{d\mathcal{L}^{ig}}{d\tau} \times \\
 &\quad \int_{\tau_0/\tau}^1 \hat{\sigma}^{\text{LO}}(z\tau s) \left(\Delta_{qg}^{(1)}(z) + \left(\frac{\alpha_s(\mu_R)}{\pi} \right) \Delta_{qg}^{(2)}(z) \right), \\
 \Delta\sigma_{qg'} &= \sum_{i=q,\bar{q},j=q',\bar{q}'} \left(\frac{\alpha_s(\mu_R)}{\pi} \right)^2 \int_{\tau_0}^1 d\tau \frac{d\mathcal{L}^{ij}}{d\tau} \int_{\tau_0/\tau}^1 \hat{\sigma}^{\text{LO}}(z\tau s) \Delta_{qg'}^{(2)}(z), \\
 \Delta\sigma_{qq} &= \sum_{i=q,\bar{q}} \left(\frac{\alpha_s(\mu_R)}{\pi} \right)^2 \int_{\tau_0}^1 d\tau \frac{d\mathcal{L}^{ii}}{d\tau} \int_{\tau_0/\tau}^1 \hat{\sigma}^{\text{LO}}(z\tau s) \Delta_{qq}^{(2)}(z), \\
 \Delta\sigma_{gg} &= \left(\frac{\alpha_s(\mu_R)}{\pi} \right)^2 \int_{\tau_0}^1 d\tau \frac{d\mathcal{L}^{gg}}{d\tau} \int_{\tau_0/\tau}^1 \hat{\sigma}^{\text{LO}}(z\tau s) \Delta_{gg}^{(2)}(z), \\
 \Delta\sigma_{gg \rightarrow ZHH} &= \int_{\tau_0}^1 d\tau \frac{d\mathcal{L}^{gg}}{d\tau} \hat{\sigma}_{gg \rightarrow ZHH}(\tau s). \tag{2.16}
 \end{aligned}$$

The expressions for the coefficients $\Delta^{(i=1,2)}(z)$ refer to the NLO and NNLO corrections, respectively. As they are too lengthy to be reproduced here, we refer the reader to the appendix B of ref. [58] and to ref. [47]. The expressions given there have to be rescaled by a factor of $(\pi/\alpha_s)^i$, and $M \equiv \mu_F$, $R \equiv \mu_R$. In our calculation we have included the full CKM matrix elements in the quark luminosity as well as the initial bottom quark contribution.

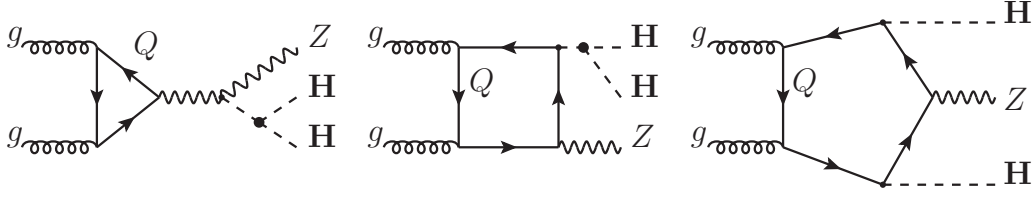


Figure 6. Some generic diagrams contributing to $gg \rightarrow ZHH$. For the triangle+box topologies, only those involving the trilinear Higgs couplings are depicted.

We use the central scale

$$\mu_0 = \mu_R = \mu_F = M_{VHH} , \quad (2.17)$$

where M_{VHH} denotes the invariant mass of the VHH system.

The Drell-Yan NNLO QCD corrections eq. (2.16) turn out to be very small. They typically increase the cross section by a few percent at 14 TeV.

The last contribution $\Delta\sigma_{gg \rightarrow ZHH}$, see diagrams in figure 6, is only present in the case of Higgs pair production in association with a Z boson. It stems from the process $gg \rightarrow ZHH$ which is loop-mediated already at LO. Being of order α_s^2 it contributes to the total cross section $pp \rightarrow ZHH$ at NNLO QCD. The process is mediated by quark loops in triangle, box and pentagon topologies. In the latter two topologies, only top and bottom quarks contribute as the Yukawa couplings to light quarks can be neglected. At the LHC the contribution of the gluon fusion channel is substantial in contrast to the single Higgs production case. Indeed, while in the latter the contribution is of order $\sim +5\%$ compared to the NNLO QCD Drell-Yan contribution, in the case of Higgs pair production it contributes with $\sim +20 \dots +30\%$ depending on the c.m. energy. This enhancement can be explained by the additional pentagon topology which a) involves two top Yukawa couplings and b) softens the destructive interference between the triangle and box diagrams that is present in the single Higgs production case. Furthermore, the suppression by a power $(\alpha_s/\pi)^2$ is partly compensated by the increased gluon luminosity at high energies. This explains why this channel, which has been calculated using FeynArts/FormCalc [103–106], should be taken into account. It also implies that the scale variation in $pp \rightarrow ZHH$ will be worse than in $pp \rightarrow WHH$ because of the $\mathcal{O}(\alpha_s^2)$ gluon fusion mechanism appearing at NNLO.

3 Cross sections and sensitivity at the LHC

In this section we will present the results for the calculation of the total cross sections including the higher-order corrections discussed in the previous section as well as the various related theoretical uncertainties. We will use the MSTW2008 PDF set [107] as our reference set. We choose the following values for the W , Z and top quark masses and for the strong coupling constant at LO, NLO and NNLO,

$$\begin{aligned} M_W &= 80.398 \text{ GeV}, & M_Z &= 91.1876 \text{ GeV}, & M_t &= 173.1 \text{ GeV}, \\ \alpha_s^{\text{LO}}(M_Z^2) &= 0.13939, & \alpha_s^{\text{NLO}}(M_Z^2) &= 0.12018, & \alpha_s^{\text{NNLO}}(M_Z^2) &= 0.11707. \end{aligned}$$

\sqrt{s} [TeV]	$\sigma_{gg \rightarrow HH}^{\text{NLO}}$ [fb]	$\sigma_{qq' \rightarrow HHqq'}^{\text{NLO}}$ [fb]	$\sigma_{q\bar{q}' \rightarrow WHH}^{\text{NNLO}}$ [fb]	$\sigma_{q\bar{q} \rightarrow ZHH}^{\text{NNLO}}$ [fb]	$\sigma_{q\bar{q}/gg \rightarrow t\bar{t}HH}^{\text{LO}}$ [fb]
8	8.16	0.49	0.21	0.14	0.21
14	33.89	2.01	0.57	0.42	1.02
33	207.29	12.05	1.99	1.68	7.91
100	1417.83	79.55	8.00	8.27	77.82

Table 1. The total Higgs pair production cross sections in the main channels at the LHC (in fb) for given c.m. energies (in TeV) with $M_H = 125$ GeV. The central scales which have been used are described in the text.

The electromagnetic constant α is calculated in the G_μ scheme from the values of M_W and M_Z given above. For the estimate of the residual theoretical uncertainties in the various Higgs pair production processes we considered the following uncertainties:

1. the scale uncertainty, stemming from the missing higher order contributions and estimated by varying the renormalization scale μ_R and the factorization scale μ_F in the interval $\frac{1}{2}\mu_0 \leq \mu_R, \mu_F \leq 2\mu_0$ with some restrictions on the ratio μ_R/μ_F depending on the process;
2. the PDF and related α_s errors. The PDFs are non-perturbative quantities fitted from the data and not calculated from QCD first principles. It is then compulsory to estimate the impact of the uncertainties on this fit and on the value of the strong coupling constant $\alpha_s(M_Z^2)$ which is also fitted together with the PDFs;
3. in the case of the gluon fusion process there is a third source of uncertainties which comes from the use of the effective field theory approximation to calculate the NLO QCD corrections, where top loops are taken into account in the infinite top mass approximation and bottom loops are neglected.

In the following we will present results for $M_H = 125$ GeV. Note that the results for the total cross sections and uncertainties are nearly the same for $M_H = 126$ GeV. The total cross sections at the LHC for the four classes of Higgs pair production processes are shown in figure 7 as a function of the c.m. energy. For all processes the numerical uncertainties are below the permille level and have been ignored. The central scales which have been used are ($\mu_R = \mu_F = \mu_0$)

$$\mu_0^{gg \rightarrow HH} = M_{HH}, \quad \mu_0^{qq' \rightarrow HHqq'} = Q_{V^*}, \quad \mu_0^{q\bar{q}' \rightarrow VHH} = M_{VHH}, \quad \mu_0^{q\bar{q}/gg \rightarrow t\bar{t}HH} = M_t + \frac{1}{2}M_{HH}. \quad (3.1)$$

As can be inferred from the figure and also seen in table 1 the largest cross section is given by the gluon fusion channel which is one order of magnitude larger than the vector boson fusion cross section. All processes are ~ 1000 times smaller than the corresponding single Higgs production channels, implying that high luminosities are required to probe the Higgs pair production channels at the LHC.

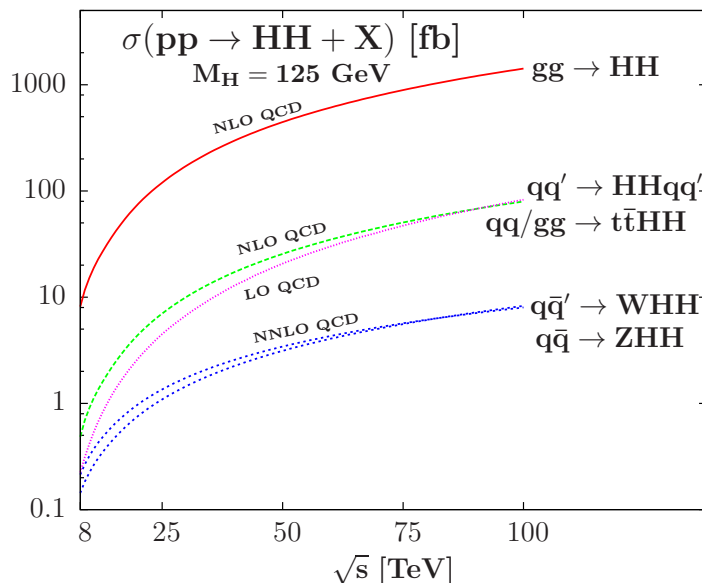


Figure 7. The total cross sections for Higgs pair production at the LHC, including higher-order corrections, in the main channels — gluon fusion (red/full), VBF (green/dashed), Higgs-strahlung (blue/dotted), associated production with $t\bar{t}$ (violet/dotted with small dots) — as a function of the c.m. energy with $M_H = 125$ GeV. The MSTW2008 PDF set has been used and higher-order corrections are included as discussed in section 2.

3.1 Theoretical uncertainties in the gluon channel

3.1.1 Theoretical uncertainty due to missing higher order corrections

The large K -factor for this process of about 1.5 – 2 depending on the c.m. energy shows that the inclusion of higher order corrections is essential. An estimate on the size of the uncertainties due to the missing higher order corrections can be obtained by a variation of the factorization and renormalization scales of this process. In analogy to single Higgs production studies [77, 80] we have estimated the error due to missing higher order corrections by varying μ_R, μ_F in the interval

$$\frac{1}{2}\mu_0 \leq \mu_R = \mu_F \leq 2\mu_0. \quad (3.2)$$

As can be seen in figure 8 we find sizeable scale uncertainties Δ^μ of order $\sim +20\%/ -17\%$ at 8 TeV down to $+12\%/ -10\%$ at 100 TeV. Compared to the single Higgs production case the scale uncertainty is twice as large [77, 80]. However, this should not be a surprise as there are NNLO QCD corrections available for the top loop (in a heavy top mass expansion) in the process $gg \rightarrow H$ while they are unknown for the process $gg \rightarrow HH$.

3.1.2 The PDF and α_S errors

The parametrization of the parton distribution functions is another source of theoretical uncertainty. First there are pure theoretical uncertainties coming from the assumptions made on the parametrization, e.g. the choice of the parametrization, the set of input parameters used, etc. Such uncertainties are rather difficult to quantify. A possibility might

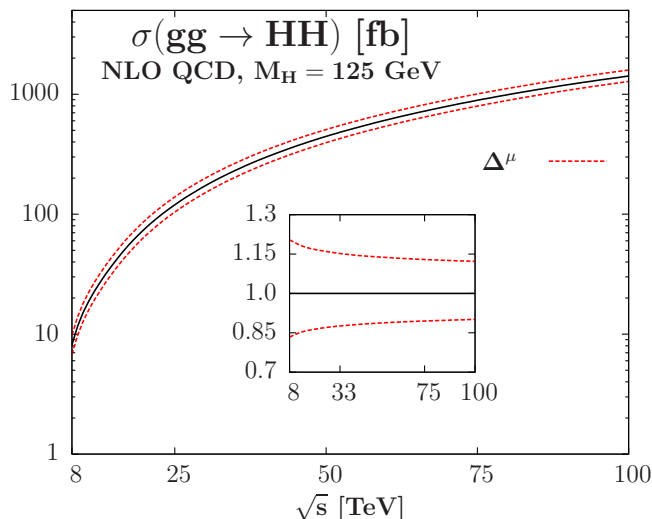


Figure 8. Scale uncertainty for a scale variation in the interval $\frac{1}{2}\mu_0 \leq \mu_R = \mu_F \leq 2\mu_0$ in $\sigma(gg \rightarrow HH)$ at the LHC as a function of \sqrt{s} at $M_H = 125$ GeV. In the insert the relative deviations to the results for the central scale $\mu_0 = \mu_R = \mu_F = M_{HH}$ are shown.

be to compare different parameter sets, such as MSTW [107], CT10 [108], ABM11 [109], GJR08 [110], HERA 1.5 [111] and NNPDF 2.3 [112]. This is exemplified in figure 9 where the predictions using the six previous PDF sets are displayed. As can be seen there are large discrepancies over the whole considered c.m. energy range. At low energies the smallest prediction comes from ABM11 which is $\sim 22\%$ smaller than the prediction made with the MSTW set while at high energies ABM11 and MSTW lead to similar results whereas the result obtained with the GJR08 set deviates by $\sim -15\%$. The CT10 predictions show about -5% difference over the whole energy range with respect to the cross section obtained with MSTW while the HERA prediction starts from lower values and eventually reaches the CT10 result. Finally the cross sections calculated with the NNPDF set decrease over the energy range, starting from being very similar to the MSTW result to reach at $\sqrt{s} = 100$ TeV the one calculated with CT10.

Another source of uncertainty due to the PDF sets comes from the experimental uncertainties on the fitted data. The so-called Hessian method, used by the MSTW collaboration, provides additional PDF sets next to the best-fit PDF. Additional $2N_{PDF}$ sets reflect the $\pm 1\sigma$ variation around the minimal χ^2 of all N_{PDF} parameters that enter the fit. Using the 90% CL error PDF sets provided by the MSTW collaboration a PDF error of about 6% is obtained for $\sqrt{s} = 8$ TeV. The uncertainty shrinks to $\sim 2\%$ for $\sqrt{s} = 100$ TeV.

In addition to the PDF uncertainties, there is also an uncertainty due to the errors on the value of the strong coupling constant α_s . The MSTW collaboration provides additional PDF sets such that the combined PDF+ α_s uncertainties can be evaluated [113]. At NLO the MSTW PDF set uses

$$\alpha_s(M_Z) = 0.12018^{+0.00122}_{-0.00151} \text{ (at 68\% CL) or } ^{+0.00317}_{-0.00386} \text{ (at 90\% CL)}. \quad (3.3)$$

As the LO process is already $\mathcal{O}(\alpha_s^2)$, uncertainties in α_s can be quite substantial.

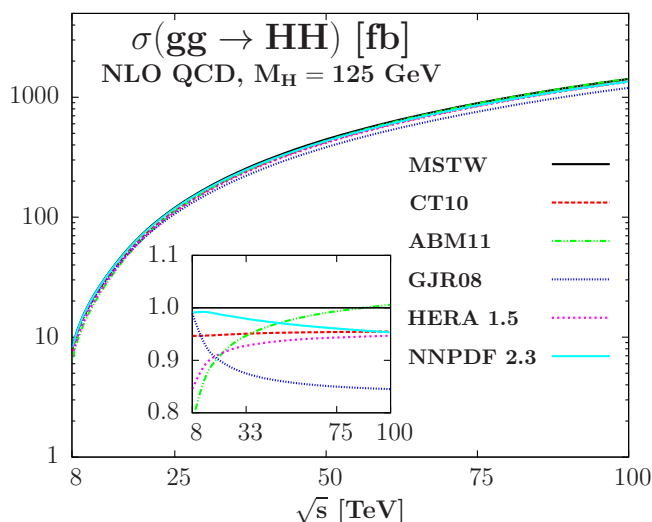


Figure 9. The NLO cross section $\sigma(gg \rightarrow HH + X)$ at the LHC as a function of the c.m. energy for $M_H = 125$ GeV, when using different NLO PDF sets. In the insert the cross sections normalized to the cross section calculated with the MSTW PDF set are shown.

The combined PDF and α_s error is much larger than the pure PDF error. At 8 TeV the PDF error of $+5.8\%/ -6.0\%$ rises to a combined error of $+8.5\%/ -8.3\%$. At 33 TeV the rise is even larger — from the pure PDF error of $+2.5\%/ -2.7\%$ to the combined PDF+ α_s error of $+6.2\%/ -5.4\%$.

There is also a theoretical uncertainty on α_s stemming from scale variation or ambiguities in the heavy flavour scheme definition. The MSTW collaboration estimates this uncertainty for α_s at NLO to $\Delta\alpha_s(M_Z) = \pm 0.003$ [113]. However this uncertainty is already included in the scale uncertainty on the input data sets used to fit the PDF and has been taken into account in the definition of the PDF+ α_s uncertainty. Thus, it does not have to be taken into account separately and the combined PDF+ α_s error calculated with the MSTW 2008 PDF set will be our default PDF+ α_s uncertainty.

However, even if all these uncertainties for the MSTW PDF set are taken into account, the different PDF set predictions do not agree. There might be agreement if also uncertainties of the other PDF sets are taken into account, as done in ref. [80] for the case of single Higgs production. This means that the PDF uncertainty might be underestimated, but this issue is still an open debate (see for example ref. [114] for a new discussion about theoretical issues in the determination of PDFs) and improvements may come with the help of new LHC data taken into account in the fits of the various PDF collaborations.

3.1.3 The effective theory approach

The last source of theoretical errors that we consider is the use of the LET for the calculation of the NLO corrections. At LO it was found in ref. [25] that for $\sqrt{s} = 16$ TeV the LET underestimates the cross section by $\mathcal{O}(20\%)$. Furthermore this can be even worse for different energies, not to mention the fact that the LET approximation produces incorrect kinematic distributions [81–84]. The reason is that the LET is an expansion in $m_{\text{top}} \gg \sqrt{\hat{s}}$.

\sqrt{s} [TeV]	$\sigma_{gg \rightarrow HH}^{\text{NLO}}$ [fb]	Scale [%]		PDF [%]		PDF+ α_s [%]		EFT [%]	Total [%]	
8	8.16	+20.4	-16.6	+5.8	-6.0	+8.5	-8.3	± 10.0	+41.5	-33.3
14	33.89	+18.2	-14.7	+3.9	-4.0	+7.0	-6.2	± 10.0	+37.2	-29.8
33	207.29	+15.2	-12.4	+2.5	-2.7	+6.2	-5.4	± 10.0	+33.0	-26.7
100	1417.83	+12.2	-9.9	+2.0	-2.7	+6.2	-5.7	± 10.0	+29.7	-24.7

Table 2. The total Higgs pair production cross section at NLO in the gluon fusion process at the LHC (in fb) for given c.m. energies (in TeV) at the central scale $\mu_F = \mu_R = M_{HH}$, for $M_H = 125$ GeV. The corresponding shifts due to the theoretical uncertainties from the various sources discussed are shown as well as the total uncertainty when all errors are added as described in the text.

Such an expansion works very well for single Higgs production, since $\sqrt{\hat{s}} = M_H$ (at LO) for the production of an on-shell Higgs boson whereas in Higgs pair production we have

$$2M_H \leq \sqrt{\hat{s}} \leq \sqrt{s}. \tag{3.4}$$

This means that for Higgs pair production $m_{\text{top}} \gg \sqrt{\hat{s}}$ is never fulfilled for $M_H = 125$ GeV so that the LET approximation is not valid at LO [78, 79].

At NLO, however, the LET approximation works much better in case the LO cross section includes the full mass dependence. The reason is that the NLO corrections are dominated by soft and collinear gluon effects. They factorize in the Born term and in the NLO correction contributions, meaning that the K -factor is not strongly affected from any finite mass effects. Based on the results for the single Higgs case [40–46] where the deviation between the exact and asymptotic NLO results amounts to less than 7% for $M_H < 700$ GeV, we estimate the error from applying an effective field theory approach for the calculation of the NLO corrections to 10%.

3.1.4 Total uncertainty

In order to obtain the total uncertainty we follow the procedure advocated in ref. [115]. Since quadratic addition is too optimistic (as stated by the LHC Higgs Cross section Working Group, see ref. [77]), and as the linear uncertainty might be too conservative, the procedure adopted is a compromise between these two ways of combining the individual theoretical uncertainties. We first calculate the scale uncertainty and then add on top of that the PDF+ α_s uncertainty calculated for the minimal and maximal cross sections with respect to the scale variation. The LET error is eventually added linearly. This is shown in figure 10 where we display the total cross section including the combined theoretical uncertainty. It is found to be sizeable, ranging from $\sim +42\%/ -33\%$ at 8 TeV down to $\sim +30\%/ -25\%$ at 100 TeV. The numbers can be found in table 2.

3.2 VBF and Higgs-strahlung processes

We will not repeat the detailed description of the previous uncertainties in this subsection and only summarize how they affect the VBF and Higgs-strahlung inclusive cross

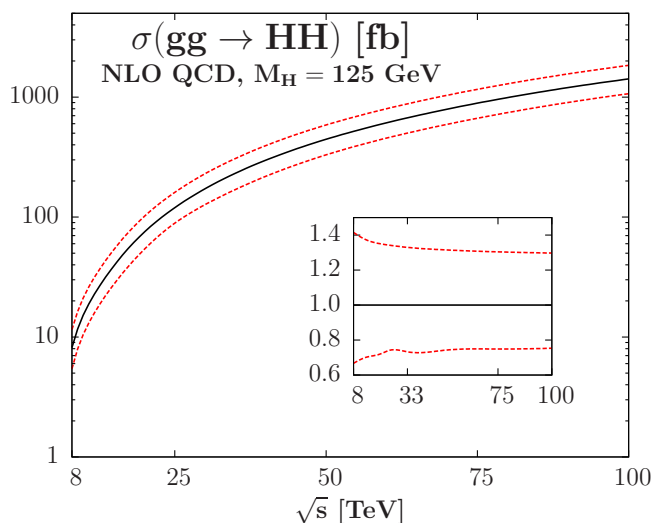


Figure 10. The total cross section (black/full) of the process $gg \rightarrow HH + X$ at the LHC for $M_H = 125$ GeV as a function of \sqrt{s} including the total theoretical uncertainty (red/dashed). The insert shows the relative deviation from the central cross section.

sections. In both channels, only the scale uncertainties and the PDF+ α_s errors are taken into account, the calculation being exact at a given order.

3.2.1 The VBF channel

As stated in section 2 we use the central scale $\mu_0 = \mu_R = \mu_F = Q_{V^*}$, that is the momentum transfer of the exchanged weak boson. Note that a cut of $Q_{V^*} \geq 2$ GeV has to be applied as stated in the previous section. The scale uncertainty is calculated in exactly the same way as for the gluon fusion mechanism, exploring the range $\mu_0/2 \leq \mu_R, \mu_F \leq 2\mu_0$. We have checked that imposing the restriction $1/2 \leq \mu_R/\mu_F \leq 2$ does not modify the final result. We obtain very small scale uncertainties ranging from $\sim \pm 2\%$ at 8 TeV down to $\sim \pm 1\%$ and even lower at 33 TeV as can be seen in figure 11 (left). This is in sharp contrast with the $\pm 8\%$ uncertainty obtained at LO at 8 TeV for example, which illustrates the high level of precision already obtained with NLO QCD corrections.

The 90% CL PDF+ α_s uncertainties are calculated following the recipe presented in the gluon fusion subsection. The PDF+ α_s uncertainty dominates the total error, ranging from $+7\%/ -4\%$ at 8 TeV down to $+5\%/ -3\%$ at 100 TeV.

The total error has been obtained by adding linearly the scale and PDF+ α_s uncertainties, given the small variation of the cross section with respect to the choice of the scale. This process has a total theoretical uncertainty which is always below 10%, from $+9\%/ -6\%$ at 8 TeV to $+6\%/ -4\%$ both at 33 and 100 TeV as can be read off table 3. The total uncertainty is displayed in figure 11 (right) as a function of the c.m. energy. The QCD corrections drastically reduce the residual theoretical uncertainty.

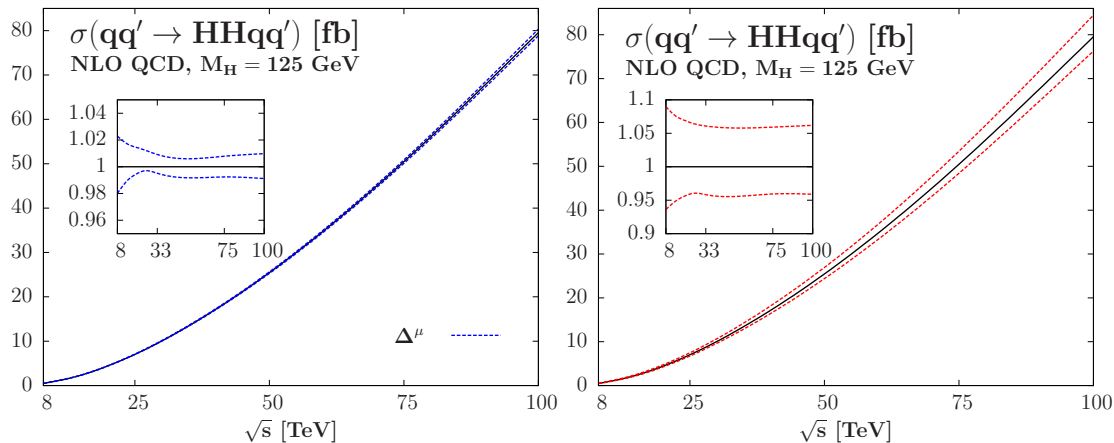


Figure 11. Scale uncertainty for a scale variation in the interval $\frac{1}{2}\mu_0 \leq \mu_R, \mu_F \leq 2\mu_0$ (left) and total uncertainty bands (right) in $\sigma(qq' \rightarrow HHqq')$ at the LHC as a function of \sqrt{s} at $M_H = 125$ GeV. The inserts show the relative deviations to the cross section evaluated at the central scale $\mu_0 = \mu_R = \mu_F = Q_{V^*}$.

\sqrt{s} [TeV]	$\sigma_{qq'HH}^{\text{NLO}}$ [fb]	Scale [%]		PDF [%]		PDF+ α_s [%]		Total [%]	
8	0.49	+2.3	-2.0	+5.2	-4.4	+6.7	-4.4	+9.0	-6.4
14	2.01	+1.7	-1.1	+4.6	-4.1	+5.9	-4.1	+7.6	-5.1
33	12.05	+0.9	-0.5	+4.0	-3.7	+5.2	-3.7	+6.1	-4.2
100	79.55	+1.0	-0.9	+3.5	-3.2	+5.2	-3.2	+6.2	-4.1

Table 3. The total Higgs pair production cross section at NLO in the vector boson fusion process at the LHC (in fb) for given c.m. energies (in TeV) at the central scale $\mu_F = \mu_R = Q_{V^*}$ for $M_H = 125$ GeV. The corresponding shifts due to the theoretical uncertainties from the various sources discussed are also shown as well as the total uncertainty when all errors are added linearly.

3.2.2 The associated Higgs pair production with a vector boson

The cross section is calculated with the central scale $\mu_0 = \mu_R = \mu_F = M_{VHH}$ which is the invariant mass of the $W/Z +$ Higgs pair system. The scales are varied in the interval $\mu_0/2 \leq \mu_R = \mu_F \leq 2\mu_0$. The factorization and renormalization scales can be chosen to be the same as the impact of taking them differently is totally negligible, given the fact that the scale μ_R only appears from NLO on and that we have a NNLO calculation which then reduces any non-negligible contribution arising from the difference between renormalization and factorization scales. As noticed in section 2, the scale uncertainty is expected to be worse in the ZHH channel because of the significant impact of the gluon fusion contribution. This is indeed the case as we obtain a scale uncertainty below $\pm 0.5\%$ in the WHH channel whereas the uncertainty in the ZHH channel is $\Delta^\mu \sim \pm 3\%$ at 8 TeV and slightly more at higher energies to reach $\sim \pm 5\%$ at 33 TeV, as can be seen in figure 12 (left).

The total PDF+ α_s error that we obtain is very similar for the two channels WHH and ZHH . It varies from $\sim \pm 4\%$ at 8 TeV down to $\sim \pm 3\%$ at 33 TeV, with a slightly higher uncertainty at 100 TeV.

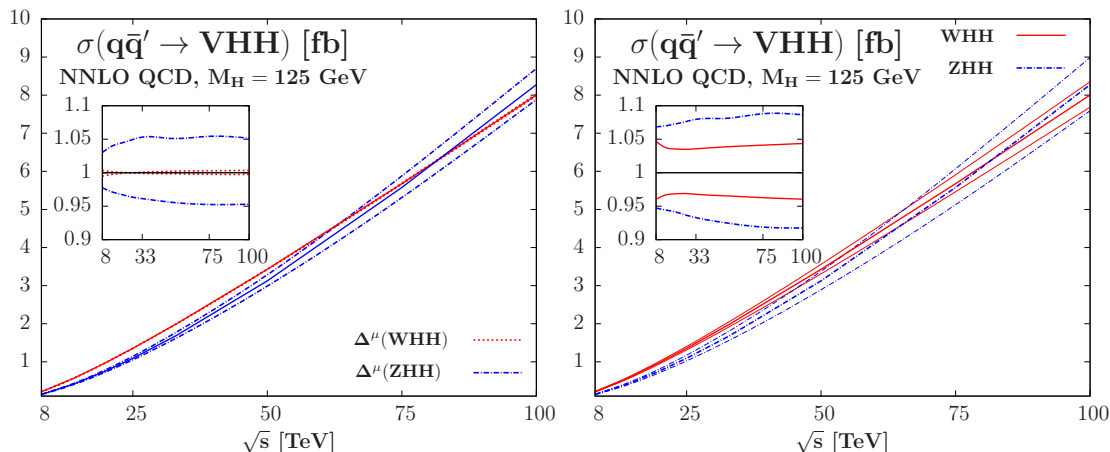


Figure 12. Scale uncertainty for a scale variation in the interval $\frac{1}{2}\mu_0 \leq \mu_R, \mu_F \leq 2\mu_0$ (left) and total uncertainty bands (right) in Higgs pair production through Higgs-strahlung at NNLO QCD at the LHC as a function of \sqrt{s} for $M_H = 125$ GeV. The inserts show the relative deviations to the cross section evaluated at the central scale $\mu_0 = \mu_R = \mu_F = M_{VHH}$.

\sqrt{s} [TeV]	$\sigma_{WHH}^{\text{NNLO}}$ [fb]	Scale [%]		PDF [%]		PDF+ α_s [%]		Total [%]	
8	0.21	+0.4	-0.5	+4.3	-3.4	+4.3	-3.4	+4.7	-4.0
14	0.57	+0.1	-0.3	+3.6	-2.9	+3.6	-3.0	+3.7	-3.3
33	1.99	+0.1	-0.1	+2.9	-2.5	+3.4	-3.0	+3.5	-3.1
100	8.00	+0.3	-0.3	+2.7	-2.7	+3.8	-3.4	+4.2	-3.7

Table 4. The total Higgs pair production cross sections at NNLO in the $q\bar{q}' \rightarrow WHH$ process at the LHC (in fb) for different c.m. energies (in TeV) at the central scale $\mu_F = \mu_R = M_{WHH}$ for $M_H = 125$ GeV. The corresponding shifts due to the theoretical uncertainties from the various sources discussed are also shown as well as the total uncertainty when all errors are added linearly.

The total error has been obtained exactly as in the VBF case, given the very small variation of the cross section with respect to the scale choice. It is dominated by the PDF+ α_s uncertainty and amounts to +5%/−4% (+4%/−4%) at 8 (100) TeV in the WHH channel and +7%/−5% (+8%/−8%) at 8 (100) TeV in the ZHH channel. The total theoretical uncertainty in the Higgs-strahlung channels is less than 10%. The numbers are given in tables 4 and 5. The total uncertainty bands for the WHH and ZHH channels are displayed in figure 12 (right).

3.3 Sensitivity to the trilinear Higgs coupling in the main channels

We end this section by a brief study of the sensitivity of the three main channels to the trilinear Higgs coupling that we want to probe. Indeed, as can be seen in figure 1, all processes do not only involve a diagram with the trilinear Higgs couplings but also additional contributions which then dilute the sensitivity. In order to study the sensitivity within the SM, we rescale the coupling λ_{HHH} in terms of the SM trilinear Higgs coupling

\sqrt{s} [TeV]	$\sigma_{ZHH}^{\text{NNLO}}$ [fb]	Scale [%]		PDF [%]		PDF+ α_s [%]		Total [%]	
8	0.14	+3.0	-2.2	+3.8	-3.0	+3.8	-3.0	+6.8	-5.3
14	0.42	+4.0	-2.9	+2.8	-2.3	+3.0	-2.6	+7.0	-5.5
33	1.68	+5.1	-4.1	+1.9	-1.5	+2.7	-2.6	+7.9	-6.7
100	8.27	+5.2	-4.7	+1.9	-2.1	+3.2	-3.2	+8.4	-8.0

Table 5. Same as table 4 for ZHH production using the central scale $\mu_F = \mu_R = M_{ZHH}$.

as $\lambda_{HHH} = \kappa \lambda_{HHH}^{\text{SM}}$. This is in the same spirit as the study done in ref. [15–17] and its goal is to give a way to estimate the precision one could expect in the extraction of the SM trilinear Higgs coupling from HH measurements at the LHC. In particular the variation of the trilinear Higgs coupling should not be viewed as coming from some beyond the SM physics model and it should be noted that quite arbitrary deviations of the trilinear Higgs couplings emerge from non-vanishing higher-dimension operators starting with dimension 6.

In figure 13 the three main Higgs pair production cross sections are displayed as a function of κ for three different c.m. energies $\sqrt{s} = 8, 14$ and 33 TeV. The left panels show the total cross sections while the right panels show the ratio between the cross sections at a given $\lambda_{HHH} = \kappa \lambda_{HHH}^{\text{SM}}$ and the SM cross section with $\kappa = 1$.

As can be seen, the most sensitive channel is by far the VBF production mode, in particular for low and high values of κ . The shapes of the cross sections with respect to a variation of κ are the same in all channels and at all energies with a minimum reached at $\kappa \sim -1, 2$ and 3 for Higgs-strahlung, VBF and gluon fusion, respectively. The right panels of figure 13 also show that the sensitivity decreases when \sqrt{s} increases. This is to be expected as the diagrams involving the trilinear Higgs self-coupling are mediated by s -channel propagators which get suppressed with increasing energy, so that the relative importance of these diagrams with respect to the remaining ones is suppressed.

Again it is important to note that the sensitivity tested here does not give information on the sensitivity to Higgs self-couplings in models beyond the SM. It only tests within the SM how accurately the respective Higgs pair production process has to be measured in order to extract the SM trilinear Higgs self-coupling with a certain accuracy. For example the gluon fusion cross section has to be measured with an accuracy of $\sim 50\%$ at $\sqrt{s} = 8$ TeV in order to be able to extract the trilinear Higgs self-coupling with an accuracy of 50%, as can be inferred from figure 13 upper left. Similar discussions can be found in refs. [15–17, 39].

4 Prospects at the LHC

As shown in the previous section, inclusive Higgs boson pair production is dominated by gluon fusion at LHC energies. Other qq' processes, such as weak boson fusion, $qq' \rightarrow qq'HH$, associated production with heavy gauge bosons, $qq' \rightarrow VHH$ ($V = W, Z$), or associated production with top quark pairs, $gg/qq \rightarrow t\bar{t}HH$, yield cross sections which are factors of 10 – 30 smaller than that for $gg \rightarrow HH$. Since at the LHC Higgs boson pair production cross sections are small, we concentrate on the dominant gluon fusion process. In the

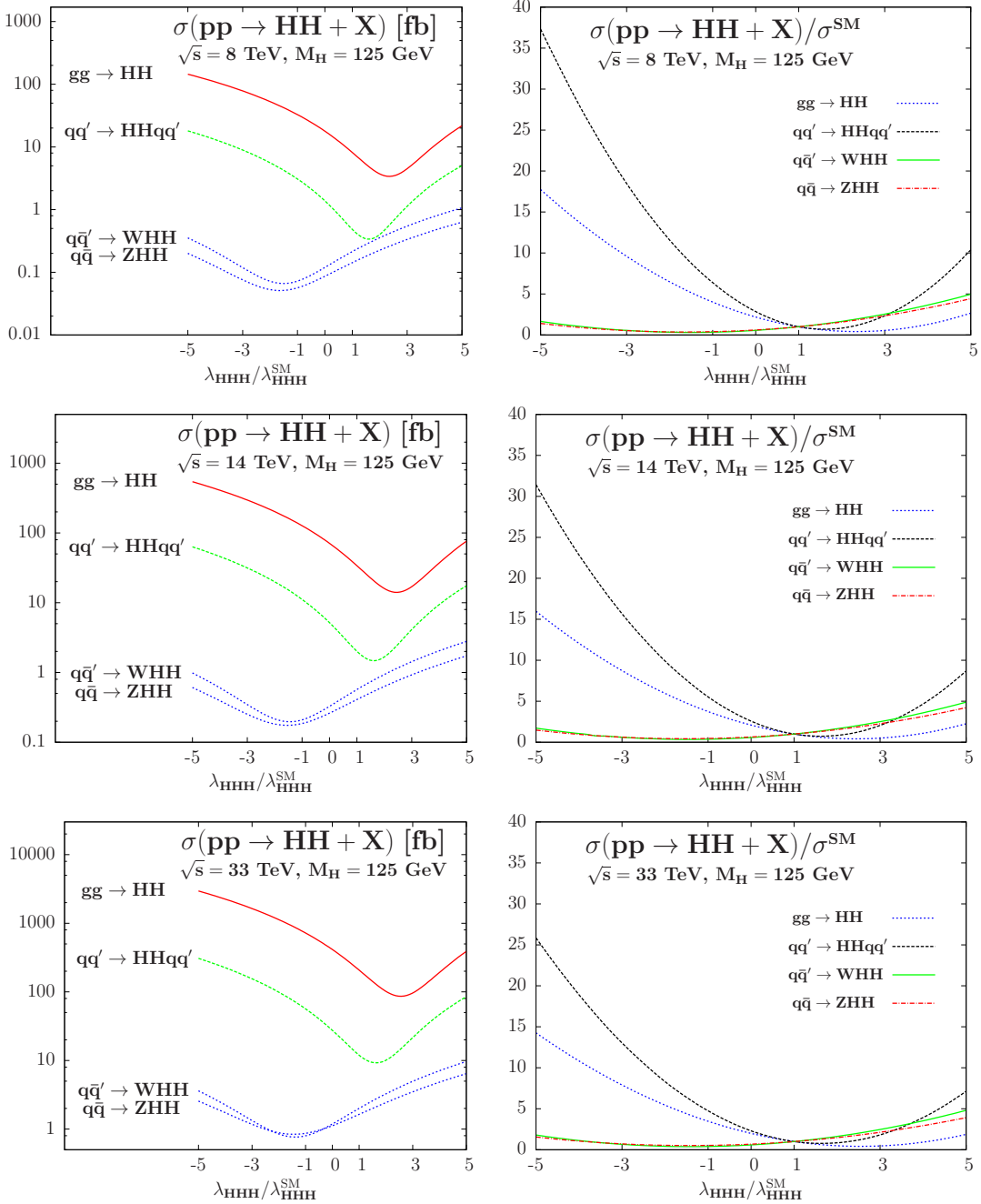


Figure 13. The sensitivity of the various Higgs pair production processes to the trilinear SM Higgs self-coupling at different c.m. energies. The left panels display the total cross sections, the right panels display the ratio between the cross sections at a given $\kappa = \lambda_{\text{HHH}} / \lambda_{\text{HHH}}^{\text{SM}}$ and the cross sections at $\kappa = 1$.

following, we examine channels where one Higgs boson decays into a b quark pair and the other Higgs boson decays into either a photon pair, $gg \rightarrow \text{HH} \rightarrow b\bar{b}\gamma\gamma$, into a τ pair, $gg \rightarrow \text{HH} \rightarrow b\bar{b}\tau\bar{\tau}$, or into an off-shell W boson pair, $gg \rightarrow \text{HH} \rightarrow b\bar{b}W^*W^*$. Following the Higgs Cross section Working Group recommendations [77], we assume a branching ratio

of 57.7% for a 125 GeV Higgs boson decaying into b quarks, 0.228% for the Higgs boson decaying into a photon pair, 6.12% for the Higgs boson decaying into a τ pair and 21.50% for the Higgs boson decaying into off-shell W^* bosons.

At the time of the analysis, no generator existed for the signal process, but the matrix element for Higgs pair production in the gluon fusion channel was available in the Fortran code HPAIR [39, 91]. In parallel to the approach used by the program described in [116–118], the HPAIR matrix element was added to Pythia 6 [119]. It has been checked that the cross sections produced by HPAIR and by the Pythia 6 implementation are consistent.

All tree-level background processes are calculated using Madgraph 5 [120]. Signal and background cross sections are evaluated using the MSTW2008 parton distribution functions [107] with the corresponding value of α_s at the investigated order in perturbative QCD. The effects of QCD corrections are included in our calculation via multiplicative factors which are summarized in the following subsections and have been introduced in section 3 for the signal cross sections.

4.1 Kinematical distributions of $gg \rightarrow HH$

In this subsection the characteristic distributions of the gluon fusion process $gg \rightarrow HH$ are studied for several observables. In figure 14, we show for each of the two final state Higgs bosons the normalized distributions of the transverse momentum $P_{T,H}$ and the pseudorapidity η_H , as well as the invariant mass M_{HH} , the helicity angle θ_{HH}^* which is the angle between the off-shell Higgs boson, boosted back into the Higgs boson pair rest frame, and the Higgs boson pair direction, and the rapidity y_{HH} of the Higgs boson pair. The distributions of each observable are shown for different values of the trilinear Higgs coupling $\lambda/\lambda_{SM} = 0$ (green curve), 1 (red curve) and 2 (blue curve). We also include in the plots the typical background $q\bar{q} \rightarrow ZH$ coming from the Higgs boson itself (black curve), the Z boson faking a Higgs boson.

The Higgs bosons from inclusive Higgs pair production are typically boosted, as we can see in the upper left plot of figure 14 where the $P_{T,H}$ distributions reach their maximum for $P_{T,H} \sim 150$ GeV. For $\lambda/\lambda_{SM} = 2$, the triangle diagram interferes destructively with the box diagram, which explains the dip in the $P_{T,H}$ distribution. This high transverse momentum spectrum can also be interpreted in terms of the low pseudorapidity of the two Higgs bosons which have a typical symmetric distribution with the maximum around zero, see figure 14 upper right. The $q\bar{q} \rightarrow ZH$ background has a completely different topology with less boosted Higgs and Z bosons, $P_{T,H/Z} \sim 50$ GeV, with pseudorapidity of order $|\eta_{H/Z}| \sim 2$ as can be seen in the upper left and right plots of figure 14. The middle left plot of figure 14 displays the distributions of the invariant mass of the Higgs boson pair. For the signal the typical value is $M_{HH} \gtrsim 400$ GeV to be compared to a lower value of $M_{ZH} \gtrsim 250$ GeV for the ZH background. Also note that an important depletion appears in the signal for $\lambda/\lambda_{SM} = 2$ caused by the destructive interference between the triangle and box contribution. Due to the Higgs boson scalar nature a known discriminant observable is the angle θ_{HH}^* [121]. The middle right plot in figure 14 shows that signal and ZH background have similar distributions thus making this observable less discriminant than others described before but still efficient for some specific backgrounds, as we will see

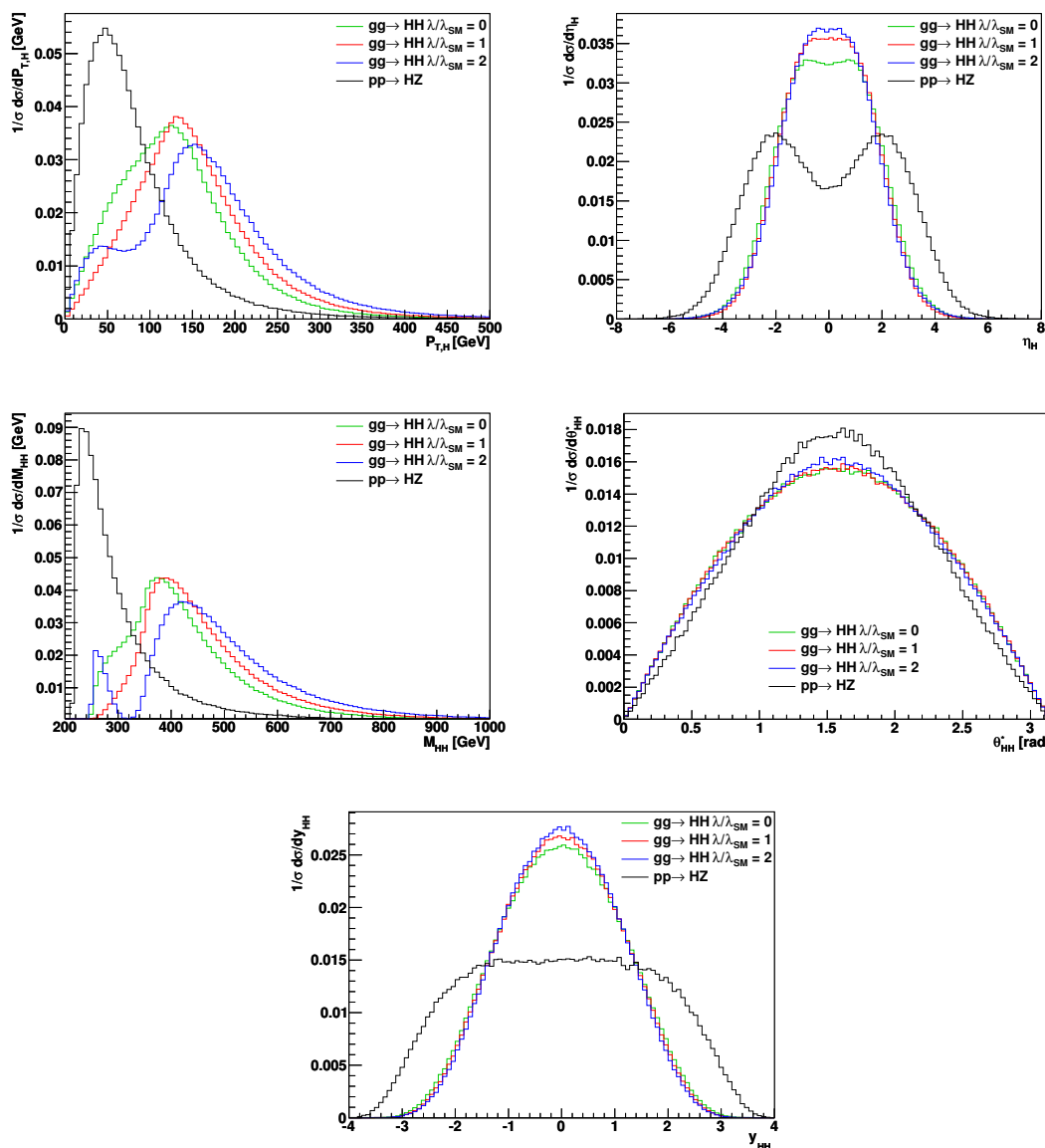


Figure 14. Normalized distributions of $P_{T,H}$, η_H , M_{HH} , θ_{HH}^* and y_{HH} for different values of the trilinear Higgs coupling in terms of the SM coupling, $\lambda/\lambda_{SM} = 0, 1, 2$.

in the following. From the bottom plot of figure 14, it can be inferred that the rapidity distribution of the Higgs pair is narrower for the signal than for the ZH background.

In the following the different decay channels $HH \rightarrow b\bar{b}\gamma\gamma$, $HH \rightarrow b\bar{b}\tau\bar{\tau}$ and $HH \rightarrow b\bar{b}W^+W^-$ will be investigated in more detail.

4.2 The $b\bar{b}\gamma\gamma$ decay channel

In this subsection, the $b\bar{b}\gamma\gamma$ final state for the production of two Higgs bosons with a mass of 125 GeV at $\sqrt{s} = 14$ TeV is investigated. Earlier studies can be found in ref. [81–84]. The calculation of the signal, $pp \rightarrow HH \rightarrow b\bar{b}\gamma\gamma$, is performed as described above by incor-

\sqrt{s} [TeV]	HH	$b\bar{b}\gamma\gamma$	$t\bar{t}H$	ZH
14	1.88	1.0	1.10	1.33

Table 6. K -factors for $gg \rightarrow HH, b\bar{b}\gamma\gamma, t\bar{t}H$ and ZH production at $\sqrt{s} = 14$ TeV [77]. The Higgs boson mass is assumed to be $M_H = 125$ GeV.

porating the matrix element extracted from the program HPAIR into Pythia 6. We include the effects of NLO QCD corrections on the signal by a multiplicative factor, $K_{NLO} = 1.88$, corresponding to a 125 GeV Higgs boson and a c.m. energy of 14 TeV. Here we set the factorization and renormalization scales equal to M_{HH} . The generated background processes are the QCD process $b\bar{b}\gamma\gamma$ and the associated production of a Higgs boson with a $t\bar{t}$ pair, $t\bar{t}H$, with the Higgs boson subsequently decaying into a photon pair and the top quarks decaying into a W boson and a b quark, as well as single Higgs-strahlung ZH with the Higgs boson decaying into $\gamma\gamma$ and the Z boson decaying into $b\bar{b}$. The QCD corrections have been included by a multiplicative K -factor applied to the respective LO cross section. All K -factors are taken at NLO except for the single Higgs-strahlung process which is taken at NNLO QCD and the case of $b\bar{b}\gamma\gamma$ in which no higher order corrections are taken into account. The various K -factors are given in table 6 and taken from ref. [77]. The factorization and renormalization scales have been set to M_{HH} for the signal and to specific values for each process for the backgrounds.

In this analysis, the signal and background processes are generated with exclusive cuts. The basic acceptance cuts are motivated by the fact that the b quark pair and the photon pair reconstruct the Higgs mass according to the resolutions expected for ATLAS and CMS. Note that starting from this section all the plots include the decays and the acceptance cuts specific to each final state.

In detail, we veto events with leptons having soft transverse momentum $p_{T,\ell} > 20$ GeV and with a pseudorapidity $|\eta_\ell| < 2.4$ in order to reduce the $t\bar{t}H$ background. Furthermore we also veto events with QCD jets $p_{T,jet} > 20$ GeV and with a pseudorapidity $|\eta_{jet}| < 2.4$ to further reduce the $t\bar{t}H$ background. We require exactly one b quark pair and one photon pair. The b quark pair is restricted to have $p_{T,b} > 30$ GeV, $|\eta_b| < 2.4$ and $\Delta R(b, b) > 0.4$, where $\Delta R(b, b)$ denotes the isolation of the two b quarks defined by the distance $\Delta R = \sqrt{(\Delta\eta)^2 + (\Delta\phi)^2}$ in the pseudorapidity and azimuthal angle plane (η, ϕ) . We consider the b -tagging efficiency to be 70%. The photon pair has to fulfill $p_{T,\gamma} > 30$ GeV, $|\eta_\gamma| < 2.4$ and $\Delta R(\gamma, \gamma) > 0.4$. The two reconstructed Higgs bosons, from the b quark pair and from the photon pair, have to reproduce the Higgs boson mass within a window of 25 GeV, $112.5 \text{ GeV} < M_{b\bar{b}} < 137.5 \text{ GeV}$, and a window of 10 GeV, $120 \text{ GeV} < M_{\gamma\gamma} < 130 \text{ GeV}$, respectively. We require additional isolations between the b quarks and the photons being $\Delta R(\gamma, b) > 0.4$.

Based on the distributions shown in figure 15, apart from the acceptance cuts we have applied more advanced cuts for this parton level analysis. We first require the reconstructed invariant mass of the Higgs pair to fulfill $M_{HH} > 350$ GeV. Furthermore we remove events which do not satisfy $P_{T,H} > 100$ GeV. We also constrain the pseudorapidity of the two reconstructed Higgs bosons, $|\eta_H| < 2$, and the isolation between the two b jets to be $\Delta R(b, b) < 2.5$.

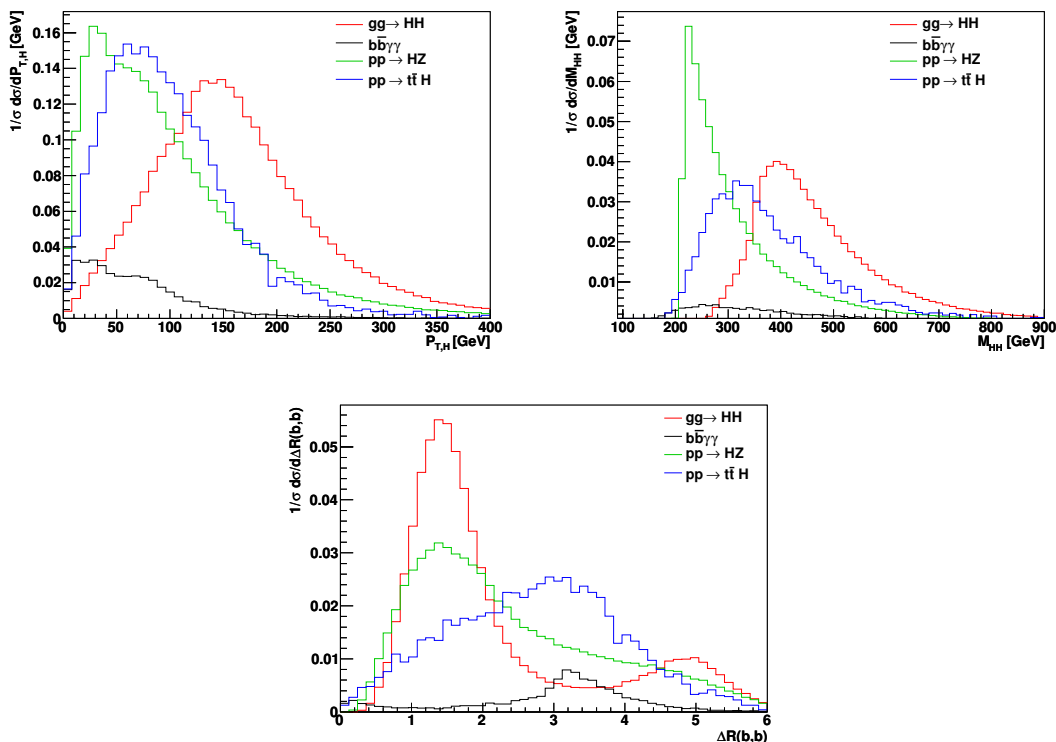


Figure 15. Normalized signal and backgrounds distributions of $P_{T,H}$, M_{HH} and R_{bb} in the $b\bar{b}\gamma\gamma$ channel.

The results are collected in table 7. The local decrease of the sensitivity between the cut on M_{HH} and the cut on $P_{T,H}$ is explained by the fact that we accept to have a reduced sensitivity locally during the chain of cuts in order to enhance the final significance. In the case described in this section a cut on $P_{T,H}$ alone reduces the sensitivity as does a cut on η_H alone, but the first cut actually improves the discrimination between the signal and the background in the pseudorapidity distribution, hence allowing for a larger improvement when applying the η_H cut just after the $P_{T,H}$ cut. Eventually all the cuts allow for an improvement of the significance by two orders of magnitude, that is the ratio of signal events S over the square root of background events B , S/\sqrt{B} . The final value for S/\sqrt{B} is 16.3 for an integrated luminosity of $\int\mathcal{L} = 3000\text{ fb}^{-1}$, corresponding to 51 signal events. Therefore this channel seems promising.

A realistic assessment of the prospects for measuring the signal in the $b\bar{b}\gamma\gamma$ final state depends mostly on a realistic simulation of the diphoton fake rate due to multijet production, which is the dominant background in such an analysis. Our first parton level study gives a rough idea of how promising the $b\bar{b}\gamma\gamma$ channel is.

In the following we perform a full analysis including fragmentation and hadronization effects, initial and final state radiations by using `Pythia 6.4` in order to assess more reliably whether the promising features of this channel survive in a real experimental environment. All the events are processed through `Delphes` [122], the tool which is used for the detector

	HH	$b\bar{b}\gamma\gamma$	$t\bar{t}\gamma\gamma$	ZH	S/B	S/\sqrt{B}
Cross section NLO [fb]	8.92×10^{-2}	5.05×10^3	1.39	3.33×10^{-1}	1.77×10^{-5}	6.87×10^{-2}
Reconstructed Higgs from bs	4.37×10^{-2}	4.01×10^2	8.70×10^{-2}	1.24×10^{-3}	1.09×10^{-4}	1.20×10^{-1}
Reconstructed Higgs from γs	3.05×10^{-2}	1.78	2.48×10^{-2}	3.73×10^{-4}	1.69×10^{-2}	1.24
Cut on M_{HH}	2.73×10^{-2}	3.74×10^{-2}	7.45×10^{-3}	1.28×10^{-4}	6.07×10^{-1}	7.05
Cut on $P_{T,H}$	2.33×10^{-2}	3.74×10^{-2}	5.33×10^{-3}	1.18×10^{-4}	5.44×10^{-1}	6.17
Cut on η_H	2.04×10^{-2}	1.87×10^{-2}	3.72×10^{-3}	9.02×10^{-5}	9.06×10^{-1}	7.45
Cut on $\Delta R(b, b)$	1.71×10^{-2}	0.00	3.21×10^{-3}	7.44×10^{-5}	5.21	16.34
“Detector level”	1.56×10^{-2}	0.00	8.75×10^{-3}	8.74×10^{-3}	8.92×10^{-1}	6.46

Table 7. Cross section values of the HH signal and the various backgrounds expected at the LHC at $\sqrt{s} = 14$ TeV, the signal to background ratio S/B and the significance S/\sqrt{B} for $\int \mathcal{L} = 3000 \text{ fb}^{-1}$ in the $b\bar{b}\gamma\gamma$ channel after applying the cuts discussed in the text.

simulation. For the jet reconstruction we use the anti- k_T algorithm with a radius parameter of $R = 0.5$. We still consider a b -tagging efficiency of 70%. We keep the same acceptance cuts as before except for the transverse momentum of the reconstructed b jet and photon which we increase up to $p_{T,b/\gamma} > 50$ GeV. We also enlarge the window for the reconstructed Higgs boson coming from the b quark pair, by requiring $100 \text{ GeV} < M_{b\bar{b}} < 135 \text{ GeV}$. We select events with exactly two reconstructed b jets and two photons.

The final result is displayed in the last line of table 7. The final significance S/\sqrt{B} for this simulation has decreased to 6.5 for an integrated luminosity of 3000 fb^{-1} , corresponding to 47 events. Though low, the significance nevertheless is promising enough to trigger a real experimental analysis as can be performed only by the experimental collaborations and which is beyond the scope of this work.

4.3 The $b\bar{b}\tau\bar{\tau}$ decay channel

The $b\bar{b}\tau\bar{\tau}$ decay channel is promising for low mass Higgs boson pair production at the LHC and has been previously studied in ref. [81–85]. An important part of this analysis will depend on the ability to reconstruct the b quark pair and the τ pair. As the real experimental assessment of such a reconstruction is beyond the scope of our work we will perform in the following a parton level analysis, assuming a perfect τ reconstruction.³ The analysis thus represents an optimistic estimate of what can be done at best to extract the trilinear Higgs self-coupling in the $b\bar{b}\tau\bar{\tau}$ channel.

We consider the two QCD-QED continuum background final states $b\bar{b}\tau\bar{\tau}$ and $b\bar{b}\tau\nu_\tau\tau\bar{\nu}_\tau$ calculated at tree-level. The $b\bar{b}\tau\nu_\tau\tau\bar{\nu}_\tau$ final state background dominantly stems from $t\bar{t}$ production with the subsequent top quark decays $t \rightarrow bW$ and $W \rightarrow \tau\nu_\tau$. We also include backgrounds coming from single Higgs production in association with a Z boson and the subsequent decays $H \rightarrow \tau\bar{\tau}$ and $Z \rightarrow b\bar{b}$ or $H \rightarrow b\bar{b}$ and $Z \rightarrow \tau\bar{\tau}$. The effects of QCD corrections are included in our calculation via multiplicative K -factors which are summarized

³There have been improvements over the last years to reconstruct the invariant mass of a τ pair. In particular, the use of the Missing Mass Calculator algorithm offers very promising results [137]. It is used by experimental collaborations at the LHC in the $H \rightarrow \tau\bar{\tau}$ search channel.

\sqrt{s} [TeV]	HH	$b\bar{b}\tau\bar{\tau}$	$t\bar{t}$	ZH
14	1.88	1.21	1.35	1.33

Table 8. K -factors for $gg \rightarrow HH$, $b\bar{b}\tau\bar{\tau}$ [123], $t\bar{t}$ [124–136] and ZH production [77] at $\sqrt{s} = 14$ TeV. The Higgs boson mass is assumed to be $M_H = 125$ GeV.

in table 8. All K -factors are taken at NLO except for the single Higgs-strahlung process which is taken at NNLO QCD. The factorization and renormalization scales have been taken at M_{HH} for the signal and at specific values for each background process.

Concerning the choice of our cuts, we demand exactly one b quark pair and one τ pair. The b quark pair is required to fulfill $p_{T,b} > 30$ GeV and $|\eta_b| < 2.4$. We assume the b -tagging efficiency to be 70% and the τ -tagging efficiency to be 50% and we neglect fake rates in both cases. The τ pair has to fulfill $p_{T,\tau} > 30$ GeV and $|\eta_\tau| < 2.4$. The reconstructed Higgs boson from the b quark pair is required to reproduce the Higgs mass within a window of 25 GeV, $112.5 \text{ GeV} < M_{b\bar{b}} < 137.5 \text{ GeV}$. The reconstructed Higgs boson from the τ pair needs to reproduce the Higgs mass within a window of 50 GeV, $100 \text{ GeV} < M_{\tau\bar{\tau}} < 150 \text{ GeV}$ or within a window of 25 GeV, $112.5 \text{ GeV} < M_{\tau\bar{\tau}} < 137.5 \text{ GeV}$, in a more optimistic scenario. In addition to these acceptance cuts we also add more advanced cuts for this parton level analysis, based on the distributions shown in figure 16 and in a similar way as what has been done in the previous $b\bar{b}\gamma\gamma$ analysis. We first demand the invariant mass of the reconstructed Higgs pair to fulfill $M_{HH} > 350$ GeV. In addition, we remove events which do not satisfy $P_{T,H} > 100$ GeV. We do not use a cut on the pseudorapidity of the reconstructed Higgs bosons in this analysis as it would reduce the significance.

The different results of our parton level analysis are summarized in table 9. The cuts allow for an improvement of two orders of magnitude in the significance S/\sqrt{B} . The final S/\sqrt{B} is 6.71 for an integrated luminosity of $\int \mathcal{L} = 3000 \text{ fb}^{-1}$, corresponding to 330 signal events. We then conclude that this channel is promising. In the last line we reproduce our result for the optimistic requirement of $112.5 \text{ GeV} < M_{\tau\tau} < 137.5 \text{ GeV}$ leading to the final significance $S/\sqrt{B} = 9.36$ for an integrated luminosity of 3000 fb^{-1} . Already for a planned mid-term integrated luminosity of 300 fb^{-1} at 14 TeV the expectations are promising with 33 signal events and a significance $S/\sqrt{B} = 2.96$ in the optimistic scenario.

4.4 The $b\bar{b}W^+W^-$ decay channel

The analysis in this channel is difficult as the leptonic W boson decays lead to missing energy in the final state. Consequently, one of the two Higgs bosons cannot *a priori* be reconstructed equally well as the other Higgs boson, thus reducing our capability to efficiently remove the background with the canonical acceptance cuts previously applied in the other decay channels. This channel with one lepton plus jets final state has been studied in [85, 86]. We only consider here the decay $W \rightarrow \ell\nu_\ell$ ($\ell = e, \mu$) with a branching ratio of 10.8%.

We take into account the continuum background which contains all processes with the $b\bar{b}\ell\nu_\ell\ell\nu_\ell$ final states at tree-level, for example $qq/gg \rightarrow b^*\bar{b}^* \rightarrow \gamma bZ\bar{b} \rightarrow b\bar{b}\ell\ell Z$ with

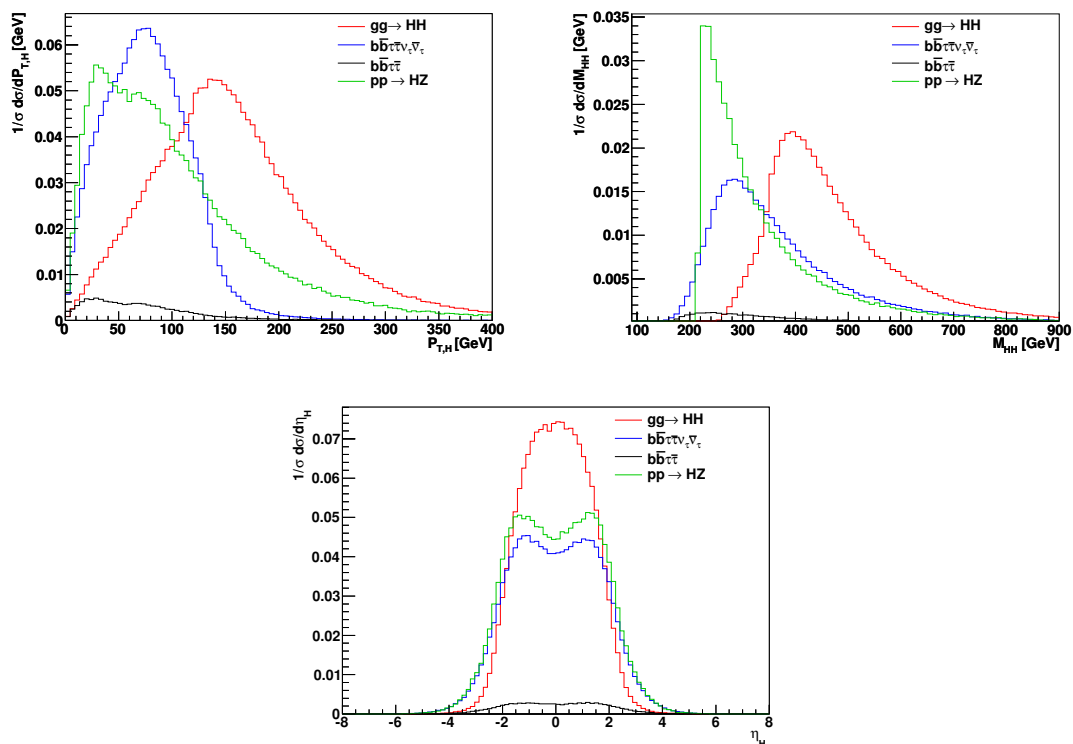


Figure 16. Normalized distributions of $P_{T,H}$, M_{HH} and η_H for signal and backgrounds in the $b\bar{b}\tau\bar{\tau}$ channel.

	HH	$b\bar{b}\tau\bar{\tau}$	$b\bar{b}\tau\bar{\tau}\nu_\tau\bar{\nu}_\tau$	ZH	S/B	S/\sqrt{B}
Cross section NLO [fb]	2.47	2.99×10^4	8.17×10^3	2.46×10^1	6.48×10^{-5}	6.93×10^{-1}
Reconstructed Higgs from τs	2.09×10^{-1}	8.35×10^1	1.58×10^2	5.70×10^{-1}	8.63×10^{-4}	7.36×10^{-1}
Reconstructed Higgs from bs	1.46×10^{-1}	6.34×10^{-1}	1.43×10^1	3.75×10^{-2}	9.75×10^{-3}	2.07
Cut on M_{HH}	1.30×10^{-1}	1.37×10^{-1}	1.74	1.26×10^{-2}	6.88×10^{-2}	5.18
Cut on $P_{T,H}$	1.10×10^{-1}	7.80×10^{-2}	7.17×10^{-1}	1.15×10^{-2}	1.36×10^{-1}	6.71
With $112.5 \text{ GeV} < M_{\tau\bar{\tau}} < 137.5 \text{ GeV}$	1.10×10^{-1}	3.41×10^{-2}	3.76×10^{-1}	3.15×10^{-3}	2.67×10^{-1}	9.37

Table 9. Cross section values of the of HH signal and the various backgrounds expected at the LHC at $\sqrt{s} = 14 \text{ TeV}$, the signal to background ratio S/B and the significance S/\sqrt{B} for $\int \mathcal{L} = 3000 \text{ fb}^{-1}$ in the $b\bar{b}\tau\bar{\tau}$ channel after applying the cuts discussed in the text.

the subsequent splitting $Z \rightarrow \nu_\ell \bar{\nu}_\ell$. We proceed in a similar manner as in the previous analyses. We generate the signal and the backgrounds with the following parton-level cuts. We require that the b quarks fulfill $p_{T,b} > 30 \text{ GeV}$ and $|\eta_b| < 2.4$. We consider the b -tagging efficiency to be 70%. The leptons have to fulfill $p_{T,\ell} > 20 \text{ GeV}$ and $|\eta_\ell| < 2.4$. The reconstructed Higgs boson from the b quark pair has to reproduce the Higgs boson mass within a window of 25 GeV, $112.5 \text{ GeV} < M_{b\bar{b}} < 137.5 \text{ GeV}$. We also require that the missing transverse energy respects $E_T^{\text{miss}} > 20 \text{ GeV}$.

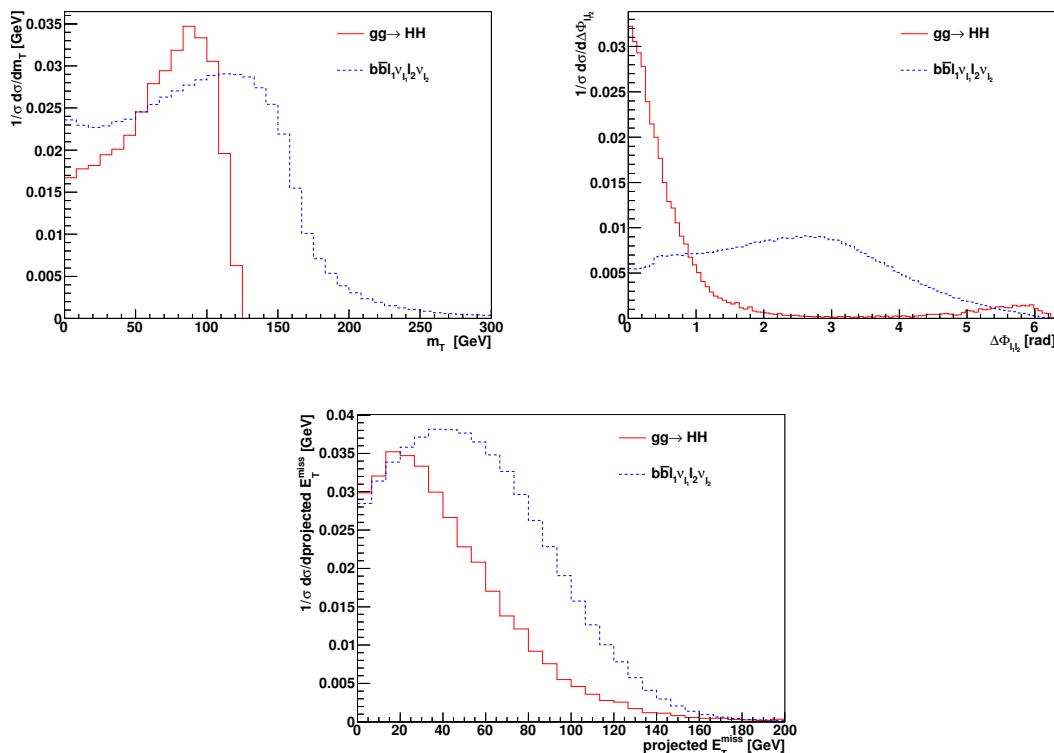


Figure 17. Normalized distributions of M_T , $\Delta\phi_{l_1 l_2}$ and projected missing transverse energy $\tilde{E}_T^{\text{miss}}$ for signal and background channels in the $b\bar{b}l_1\nu_{l_1}l_2\nu_{l_2}$ final states of the $b\bar{b}W^+W^-$ channel.

As done in the previous subsections, we also add more advanced cuts for this parton level analysis, based on the distributions shown in figure 17. The distributions on the upper left of figure 17 correspond to the transverse mass of the lepton pair, being defined as $M_T = \sqrt{2p_T^{\ell\ell}E_T^{\text{miss}}(1 - \cos \Delta\phi(E_T^{\text{miss}}, \ell\ell))}$, where $\Delta\phi(E_T^{\text{miss}}, \ell\ell)$ is the angle between the missing transverse momentum and the transverse momentum of the dilepton system. The distribution of the signal has an endpoint at the value of M_H . The distributions on the upper right of figure 17 represent the angle between the two leptons projected on the transverse plane, $\Delta\phi_{l_1 l_2}$. The angle is reduced for the signal compared to the broad distribution of the background. The last distributions on the bottom of figure 17 display the projected missing transverse energy $\tilde{E}_T^{\text{miss}} = E_T^{\text{miss}} \sin \Delta\phi(E_T^{\text{miss}}, \ell)$ for $\Delta\phi(E_T^{\text{miss}}, \ell) \leq \pi/2$, where $\Delta\phi(E_T^{\text{miss}}, \ell)$ is the angle between the missing transverse momentum and the transverse momentum of the nearest lepton candidate. If $\Delta\phi(E_T^{\text{miss}}, \ell) > \pi/2$, then $\tilde{E}_T^{\text{miss}} = E_T^{\text{miss}}$. The signal distribution is shifted to the left compared to the background distribution.

We first require the transverse mass of the lepton pair to be $M_T < 125$ GeV. We then remove events which do not satisfy $\Delta\phi_{l_1 l_2} < 1.2$ and we also add a constraint on the angle between the two leptons, $\Delta\theta_{l_1 l_2} < 1.0$. We demand the missing transverse energy to fulfill $E_T^{\text{miss}} > 120$ GeV and the projected energy to satisfy $\tilde{E}_T^{\text{miss}} < 80$ GeV. Note that the $\tilde{E}_T^{\text{miss}}$ distribution displayed in figure 17 is obtained after the acceptance cuts having been

	HH	$b\bar{b}l_1\nu_{l_1}l_2\nu_{l_2}$	S/B	S/\sqrt{B}
Cross section NLO [fb]	3.92×10^{-1}	2.41×10^4	1.63×10^{-5}	1.38×10^{-1}
Reconstructed Higgs from bs	6.18×10^{-2}	1.89×10^2	3.27×10^{-4}	2.46×10^{-1}
Cut on M_T	6.18×10^{-2}	1.19×10^2	5.19×10^{-4}	3.10×10^{-1}
Cut on $\Delta\phi_{\ell_1\ell_2}$	5.37×10^{-2}	6.96×10^1	7.72×10^{-4}	3.53×10^{-1}
Cut on $\Delta\theta_{\ell_1\ell_2}$	5.17×10^{-2}	5.65×10^1	9.15×10^{-4}	3.77×10^{-1}
Cut on E_T^{miss}	8.41×10^{-3}	3.77×10^{-1}	2.22×10^{-2}	7.50×10^{-1}
Cut on $\tilde{E}_T^{\text{miss}}$	4.59×10^{-3}	2.70×10^{-2}	1.70×10^{-1}	1.53

Table 10. Cross section values of the HH signal and the considered background expected at the LHC at $\sqrt{s} = 14$ TeV, the signal to background ratio S/B and the significance S/\sqrt{B} for $\int \mathcal{L} = 3000 \text{ fb}^{-1}$ in the $b\bar{b}W^+W^-$ channel after applying the cuts discussed in the text.

applied but before the advanced cuts. The cuts on M_T , $\Delta\phi_{\ell_1\ell_2}$, $\Delta\theta_{\ell_1\ell_2}$ and $\tilde{E}_T^{\text{miss}}$ modify this distribution and explain why the $\tilde{E}_T^{\text{miss}}$ cut, which would seem not to be efficient, actually improves the significance.

The results for the LHC at $\sqrt{s} = 14$ TeV are summarized in table 10. While the cuts allow for an improvement of the significance S/\sqrt{B} by about one order of magnitude, we are still left with a very small signal to background ratio. Thus, this channel using the final states considered here is not very promising.

5 Conclusions

In this paper we have discussed in detail the main Higgs pair production processes at the LHC, gluon fusion, vector boson fusion, double Higgs-strahlung and associated production with a top quark pair. They allow for the determination of the trilinear Higgs self-coupling λ_{HHH} , which represents a first important step towards the reconstruction of the Higgs potential and thus the final verification of the Higgs mechanism as the origin of electroweak symmetry breaking. We have included the important QCD corrections at NLO to gluon fusion and vector boson fusion and calculated for the first time the NNLO corrections to double Higgs-strahlung. It turns out that the gluon initiated process to ZHH production which contributes at NNLO is sizeable in contrast to the single Higgs-strahlung case. We have discussed in detail the various uncertainties of the different processes and provided numbers for the cross sections and the total uncertainties at four c.m. energies, i.e. 8, 14, 33 and 100 TeV. It turns out that they are of the order of 40% in the gluon fusion channel while they are much more limited in the vector bosons fusion and double Higgs-strahlung processes, i.e. below 10%. Within the SM we also studied the sensitivities of the double Higgs production processes to the trilinear Higgs self-coupling in order to get an estimate of how accurately the cross sections have to be measured in order to extract the Higgs self-interaction with sufficient accuracy.

In the second part of our work we have performed a parton level analysis for the dominant Higgs pair production process through gluon fusion in different final states which are

$b\bar{b}\gamma\gamma$, $b\bar{b}\tau\bar{\tau}$ and $b\bar{b}W^+W^-$ with the W bosons decaying leptonically. Due to the smallness of the signal and the large QCD backgrounds the analysis is challenging. The $b\bar{b}W^+W^-$ final state leads to a very small signal to background ratio after applying acceptance and selection cuts so that it is not promising. On the other hand, the significances obtained in the $b\bar{b}\gamma\gamma$ and $b\bar{b}\tau\bar{\tau}$ final states after cuts are ~ 16 and ~ 9 , respectively, with not too small event numbers. They are thus promising enough to start a real experimental analysis taking into account detector and hadronization effects, which is beyond the scope of our work. Performing a first simulation on the detector level for the $b\bar{b}\gamma\gamma$ state shows, however, that the prospects are good in case of high luminosities. Taking into account theoretical and statistical uncertainties and using the sensitivity plot, figure 13, the trilinear Higgs self-coupling λ_{HHH} can be expected to be measured within a factor of two.

Acknowledgments

We are grateful to G. Salam, C. Grojean and M. Spannowsky for discussions as well as S. Moretti for clarifications. J.B. and R.G. also thank S. Palmer, M. Rauch and D. N. Le for clarifications and discussions about the VBF and Higgs-strahlung processes. A.D. and J.Q. thank CERN for its kind hospitality. J.B., R.G. and M.M.M. acknowledge the support from the Deutsche Forschungsgemeinschaft via the Sonderforschungsbereich/Transregio SFB/TR-9 Computational Particle Physics. R.G. acknowledges the financial support from the Landesgraduiertenkolleg. A.D. is supported by the ERC advanced grant Higgs@LHC.

Open Access. This article is distributed under the terms of the Creative Commons Attribution License which permits any use, distribution and reproduction in any medium, provided the original author(s) and source are credited.

References

- [1] ATLAS collaboration, *Observation of a new particle in the search for the Standard Model Higgs boson with the ATLAS detector at the LHC*, *Phys. Lett.* **716** (2012) 1
- [2] ATLAS collaboration, *Updated ATLAS results on the signal strength of the Higgs-like boson for decays into WW and heavy fermion final states*, *ATLAS-CONF-2012-162* (2012).
- [3] CMS collaboration, *Observation of a new boson at a mass of 125 GeV with the CMS experiment at the LHC*, *Phys. Lett.* **716** (2012) 30.
- [4] CMS collaboration, *Combination of standard model Higgs boson searches and measurements of the properties of the new boson with a mass near 125 GeV*, *CMS-PAS-HIG-12-045* (2012).
- [5] P.W. Higgs, *Broken symmetries, massless particles and gauge fields*, *Phys. Lett.* **12** (1964) 132 [INSPIRE].
- [6] P.W. Higgs, *Broken Symmetries and the Masses of Gauge Bosons*, *Phys. Rev. Lett.* **13** (1964) 508 [INSPIRE].
- [7] F. Englert and R. Brout, *Broken Symmetry and the Mass of Gauge Vector Mesons*, *Phys. Rev. Lett.* **13** (1964) 321 [INSPIRE].
- [8] G. Guralnik, C. Hagen and T. Kibble, *Global Conservation Laws and Massless Particles*, *Phys. Rev. Lett.* **13** (1964) 585 [INSPIRE].

- [9] S. Weinberg, *A Model of Leptons*, *Phys. Rev. Lett.* **19** (1967) 1264 [INSPIRE].
- [10] F. Boudjema and E. Chopin, *Double Higgs production at the linear colliders and the probing of the Higgs selfcoupling*, *Z. Phys. C* **73** (1996) 85 [hep-ph/9507396] [INSPIRE].
- [11] A. Djouadi, W. Kilian, M. Mühlleitner and P. Zerwas, *Testing Higgs selfcouplings at e^+e^- linear colliders*, *Eur. Phys. J. C* **10** (1999) 27 [hep-ph/9903229] [INSPIRE].
- [12] V. Barger, T. Han, P. Langacker, B. McElrath and P. Zerwas, *Effects of genuine dimension-six Higgs operators*, *Phys. Rev. D* **67** (2003) 115001 [hep-ph/0301097] [INSPIRE].
- [13] P. Osland and P. Pandita, *Measuring the trilinear couplings of MSSM neutral Higgs bosons at high-energy e^+e^- colliders*, *Phys. Rev. D* **59** (1999) 055013 [hep-ph/9806351] [INSPIRE].
- [14] E. Asakawa, D. Harada, S. Kanemura, Y. Okada and K. Tsumura, *Higgs boson pair production in new physics models at hadron, lepton and photon colliders*, *Phys. Rev. D* **82** (2010) 115002 [arXiv:1009.4670] [INSPIRE].
- [15] A. Djouadi, W. Kilian, M. Mühlleitner and P. Zerwas, *Production of neutral Higgs boson pairs at LHC*, *Eur. Phys. J. C* **10** (1999) 45 [hep-ph/9904287] [INSPIRE].
- [16] A. Djouadi, W. Kilian, M. Mühlleitner and P. Zerwas, *The Reconstruction of trilinear Higgs couplings*, [hep-ph/0001169] [INSPIRE].
- [17] M.M. Mühlleitner, *Higgs particles in the standard model and supersymmetric theories*, [hep-ph/0008127] [INSPIRE].
- [18] R. Gröber and M. Mühlleitner, *Composite Higgs Boson Pair Production at the LHC*, *JHEP* **06** (2011) 020 [arXiv:1012.1562] [INSPIRE].
- [19] M. Spira, *QCD effects in Higgs physics*, *Fortsch. Phys.* **46** (1998) 203 [hep-ph/9705337] [INSPIRE].
- [20] A. Djouadi, *The Anatomy of electro-weak symmetry breaking. I: The Higgs boson in the standard model*, *Phys. Rept.* **457** (2008) 1 [hep-ph/0503172] [INSPIRE].
- [21] A. Djouadi, *The Anatomy of electro-weak symmetry breaking. II. The Higgs bosons in the minimal supersymmetric model*, *Phys. Rept.* **459** (2008) 1 [hep-ph/0503173] [INSPIRE].
- [22] M. Gomez-Bock et al., *Rompimiento de la simetria electrodebil y la fisica del Higgs: Conceptos basicos*, *J. Phys. Conf. Ser.* **18** (2005) 74 [hep-ph/0509077] [INSPIRE].
- [23] M. Gomez-Bock, M. Mondragon, M. Mühlleitner, M. Spira and P. Zerwas, *Concepts of Electroweak Symmetry Breaking and Higgs Physics*, [arXiv:0712.2419] [INSPIRE].
- [24] O.J. Eboli, G. Marques, S. Novaes and A. Natale, *Twin Higgs boson production*, *Phys. Lett. B* **197** (1987) 269 [INSPIRE].
- [25] E.N. Glover and J. van der Bij, *Higgs boson pair production via gluon fusion*, *Nucl. Phys. B* **309** (1988) 282 [INSPIRE].
- [26] D.A. Dicus, C. Kao and S.S. Willenbrock, *Higgs boson pair production from gluon fusion*, *Phys. Lett. B* **203** (1988) 457 [INSPIRE].
- [27] T. Plehn, M. Spira and P. Zerwas, *Pair production of neutral Higgs particles in gluon-gluon collisions*, *Nucl. Phys. B* **479** (1996) 46 [Erratum *ibid.* **B 531** (1998) 655] [hep-ph/9603205] [INSPIRE].
- [28] W.-Y. Keung, *Double Higgs from $W - W$ fusion*, *Mod. Phys. Lett. A* **2** (1987) 765 [INSPIRE].

- [29] D.A. Dicus, K.J. Kallianpur and S.S. Willenbrock, *Higgs boson pair production in the effective W approximation*, *Phys. Lett. B* **200** (1988) 187 [[INSPIRE](#)].
- [30] K.J. Kallianpur, *Pair production of Higgs bosons via heavy quark annihilation*, *Phys. Lett. B* **215** (1988) 392 [[INSPIRE](#)].
- [31] A. Dobrovolskaya and V. Novikov, *On heavy Higgs boson production*, *Z. Phys. C* **52** (1991) 427 [[INSPIRE](#)].
- [32] A. Abbasabadi, W. Repko, D.A. Dicus and R. Vega, *Comparison of exact and effective gauge boson calculations for gauge boson fusion processes*, *Phys. Rev. D* **38** (1988) 2770 [[INSPIRE](#)].
- [33] V.D. Barger, T. Han and R. Phillips, *Double Higgs boson bremsstrahlung from W and Z bosons at supercolliders*, *Phys. Rev. D* **38** (1988) 2766 [[INSPIRE](#)].
- [34] M. Moretti, S. Moretti, F. Piccinini, R. Pittau and A. Polosa, *Higgs boson self-couplings at the LHC as a probe of extended Higgs sectors*, *JHEP* **02** (2005) 024 [[hep-ph/0410334](#)] [[INSPIRE](#)].
- [35] G. Cynolter, E. Lendvai and G. Pocsik, *Resonance production of three neutral supersymmetric Higgs bosons at LHC*, *Acta Phys. Polon. B* **31** (2000) 1749 [[hep-ph/0003008](#)] [[INSPIRE](#)].
- [36] T. Plehn and M. Rauch, *The quartic Higgs coupling at hadron colliders*, *Phys. Rev. D* **72** (2005) 053008 [[hep-ph/0507321](#)] [[INSPIRE](#)].
- [37] T. Binoth, S. Karg, N. Kauer and R. Ruckl, *Multi-Higgs boson production in the Standard Model and beyond*, *Phys. Rev. D* **74** (2006) 113008 [[hep-ph/0608057](#)] [[INSPIRE](#)].
- [38] E. Todesco and F. Zimmermann, *Proceedings of EuCARD-AccNet-EuroLumi Workshop: The High-Energy Large Hadron Collider*, Malta, Republic of Malta, 14–16 October 2010 [[arXiv:1111.7188](#)] [[INSPIRE](#)].
- [39] S. Dawson, S. Dittmaier and M. Spira, *Neutral Higgs boson pair production at hadron colliders: QCD corrections*, *Phys. Rev. D* **58** (1998) 115012 [[hep-ph/9805244](#)] [[INSPIRE](#)].
- [40] A. Djouadi, M. Spira and P. Zerwas, *Production of Higgs bosons in proton colliders: QCD corrections*, *Phys. Lett. B* **264** (1991) 440 [[INSPIRE](#)].
- [41] S. Dawson, *Radiative corrections to Higgs boson production*, *Nucl. Phys. B* **359** (1991) 283 [[INSPIRE](#)].
- [42] D. Graudenz, M. Spira and P. Zerwas, *QCD corrections to Higgs boson production at proton proton colliders*, *Phys. Rev. Lett.* **70** (1993) 1372 [[INSPIRE](#)].
- [43] R.P. Kauffman and W. Schaffer, *QCD corrections to production of Higgs pseudoscalars*, *Phys. Rev. D* **49** (1994) 551 [[hep-ph/9305279](#)] [[INSPIRE](#)].
- [44] S. Dawson and R. Kauffman, *QCD corrections to Higgs boson production: nonleading terms in the heavy quark limit*, *Phys. Rev. D* **49** (1994) 2298 [[hep-ph/9310281](#)] [[INSPIRE](#)].
- [45] M. Spira, A. Djouadi, D. Graudenz and P. Zerwas, *Higgs boson production at the LHC*, *Nucl. Phys. B* **453** (1995) 17 [[hep-ph/9504378](#)] [[INSPIRE](#)].
- [46] M. Krämer, E. Laenen and M. Spira, *Soft gluon radiation in Higgs boson production at the LHC*, *Nucl. Phys. B* **511** (1998) 523 [[hep-ph/9611272](#)] [[INSPIRE](#)].
- [47] R.V. Harlander and W.B. Kilgore, *Next-to-next-to-leading order Higgs production at hadron colliders*, *Phys. Rev. Lett.* **88** (2002) 201801 [[hep-ph/0201206](#)] [[INSPIRE](#)].

- [48] C. Anastasiou and K. Melnikov, *Higgs boson production at hadron colliders in NNLO QCD*, *Nucl. Phys. B* **646** (2002) 220 [[hep-ph/0207004](#)] [[INSPIRE](#)].
- [49] V. Ravindran, J. Smith and W.L. van Neerven, *NNLO corrections to the total cross-section for Higgs boson production in hadron hadron collisions*, *Nucl. Phys. B* **665** (2003) 325 [[hep-ph/0302135](#)] [[INSPIRE](#)].
- [50] T. Han, G. Valencia and S. Willenbrock, *Structure function approach to vector boson scattering in $p p$ collisions*, *Phys. Rev. Lett.* **69** (1992) 3274 [[hep-ph/9206246](#)] [[INSPIRE](#)].
- [51] T. Figy, C. Oleari and D. Zeppenfeld, *Next-to-leading order jet distributions for Higgs boson production via weak boson fusion*, *Phys. Rev. D* **68** (2003) 073005 [[hep-ph/0306109](#)] [[INSPIRE](#)].
- [52] E.L. Berger and J.M. Campbell, *Higgs boson production in weak boson fusion at next-to-leading order*, *Phys. Rev. D* **70** (2004) 073011 [[hep-ph/0403194](#)] [[INSPIRE](#)].
- [53] P. Bolzoni, F. Maltoni, S.-O. Moch and M. Zaro, *Higgs production via vector-boson fusion at NNLO in QCD*, *Phys. Rev. Lett.* **105** (2010) 011801 [[arXiv:1003.4451](#)] [[INSPIRE](#)].
- [54] R.V. Harlander, J. Vollinga and M.M. Weber, *Gluon-Induced Weak Boson Fusion*, *Phys. Rev. D* **77** (2008) 053010 [[arXiv:0801.3355](#)] [[INSPIRE](#)].
- [55] G. Altarelli, R.K. Ellis and G. Martinelli, *Large perturbative corrections to the Drell-Yan process in QCD*, *Nucl. Phys. B* **157** (1979) 461.
- [56] J. Kubar-André and F.E. Paige, *Gluon Corrections to the Drell-Yan Model*, *Phys. Rev. D* **19** (1979) 221 [[INSPIRE](#)].
- [57] T. Han and S. Willenbrock, *QCD correction to the $pp \rightarrow WH$ and ZH total cross-sections*, *Phys. Lett. B* **273** (1991) 167 [[INSPIRE](#)].
- [58] R. Hamberg, W. van Neerven and T. Matsuura, *A Complete calculation of the order α_s^2 correction to the Drell-Yan K factor*, *Nucl. Phys. B* **359** (1991) 343 [*Erratum* *ibid.* **B 644** (2002) 403-404] [[INSPIRE](#)].
- [59] O. Brein, A. Djouadi and R. Harlander, *NNLO QCD corrections to the Higgs-strahlung processes at hadron colliders*, *Phys. Lett. B* **579** (2004) 149 [[hep-ph/0307206](#)] [[INSPIRE](#)].
- [60] B.A. Kniehl, *Associated production of Higgs and Z bosons from gluon fusion in hadron collisions*, *Phys. Rev. D* **42** (1990) 2253 [[INSPIRE](#)].
- [61] D.A. Dicus and C. Kao, *Higgs-boson- Z^0 production from gluon fusion*, *Phys. Rev. D* **38** (1988) 1008 [*Erratum* *ibid.* **D 42** (1990) 2412] [[INSPIRE](#)].
- [62] O. Brein, R. Harlander, M. Wiesemann and T. Zirke, *Top-Quark Mediated Effects in Hadronic Higgs-Strahlung*, *Eur. Phys. J. C* **72** (2012) 1868 [[arXiv:1111.0761](#)] [[INSPIRE](#)].
- [63] W. Beenakker et al., *Higgs radiation off top quarks at the Tevatron and the LHC*, *Phys. Rev. Lett.* **87** (2001) 201805 [[hep-ph/0107081](#)] [[INSPIRE](#)].
- [64] W. Beenakker et al., *NLO QCD corrections to $t\bar{t}H$ production in hadron collisions*, *Nucl. Phys. B* **653** (2003) 151 [[hep-ph/0211352](#)] [[INSPIRE](#)].
- [65] L. Reina and S. Dawson, *Next-to-leading order results for $t\bar{t}H$ production at the Tevatron*, *Phys. Rev. Lett.* **87** (2001) 201804 [[hep-ph/0107101](#)] [[INSPIRE](#)].
- [66] S. Dawson, L. Orr, L. Reina and D. Wackerroth, *Associated top quark Higgs boson production at the LHC*, *Phys. Rev. D* **67** (2003) 071503 [[hep-ph/0211438](#)] [[INSPIRE](#)].
- [67] A. Djouadi and P. Gambino, *Leading electroweak correction to Higgs boson production at proton colliders*, *Phys. Rev. Lett.* **73** (1994) 2528 [[hep-ph/9406432](#)] [[INSPIRE](#)].

- [68] A. Djouadi, P. Gambino and B.A. Kniehl, *Two loop electroweak heavy fermion corrections to Higgs boson production and decay*, *Nucl. Phys. B* **523** (1998) 17 [[hep-ph/9712330](#)] [[INSPIRE](#)].
- [69] U. Aglietti, R. Bonciani, G. Degrossi and A. Vicini, *Two loop light fermion contribution to Higgs production and decays*, *Phys. Lett. B* **595** (2004) 432 [[hep-ph/0404071](#)] [[INSPIRE](#)].
- [70] G. Degrossi and F. Maltoni, *Two-loop electroweak corrections to Higgs production at hadron colliders*, *Phys. Lett. B* **600** (2004) 255 [[hep-ph/0407249](#)] [[INSPIRE](#)].
- [71] S. Actis, G. Passarino, C. Sturm and S. Uccirati, *NLO Electroweak Corrections to Higgs Boson Production at Hadron Colliders*, *Phys. Lett. B* **670** (2008) 12 [[arXiv:0809.1301](#)] [[INSPIRE](#)].
- [72] M. Ciccolini, A. Denner and S. Dittmaier, *Strong and electroweak corrections to the production of Higgs + 2jets via weak interactions at the LHC*, *Phys. Rev. Lett.* **99** (2007) 161803 [[arXiv:0707.0381](#)] [[INSPIRE](#)].
- [73] M. Ciccolini, A. Denner and S. Dittmaier, *Electroweak and QCD corrections to Higgs production via vector-boson fusion at the LHC*, *Phys. Rev. D* **77** (2008) 013002 [[arXiv:0710.4749](#)] [[INSPIRE](#)].
- [74] T. Figy, S. Palmer and G. Weiglein, *Higgs Production via Weak Boson Fusion in the Standard Model and the MSSM*, *JHEP* **02** (2012) 105 [[arXiv:1012.4789](#)] [[INSPIRE](#)].
- [75] M. Ciccolini, S. Dittmaier and M. Krämer, *Electroweak radiative corrections to associated WH and ZH production at hadron colliders*, *Phys. Rev. D* **68** (2003) 073003 [[hep-ph/0306234](#)] [[INSPIRE](#)].
- [76] A. Denner, S. Dittmaier, S. Kallweit and A. Mück, *Electroweak corrections to Higgs-strahlung off W/Z bosons at the Tevatron and the LHC with HAWK*, *JHEP* **03** (2012) 075 [[arXiv:1112.5142](#)] [[INSPIRE](#)].
- [77] LHC HIGGS CROSS SECTION WORKING GROUP collaboration, S. Dittmaier et al., *Handbook of LHC Higgs Cross Sections: 1. Inclusive Observables*, [arXiv:1101.0593](#) [[INSPIRE](#)].
- [78] M. Gillioz, R. Gröber, C. Grojean, M. Mühlleitner and E. Salvioni, *Higgs Low-Energy Theorem (and its corrections) in Composite Models*, *JHEP* **10** (2012) 004 [[arXiv:1206.7120](#)] [[INSPIRE](#)].
- [79] S. Dawson, E. Furlan and I. Lewis, *Unravelling an extended quark sector through multiple Higgs production?*, *Phys. Rev. D* **87** (2013) 014007 [[arXiv:1210.6663](#)] [[INSPIRE](#)].
- [80] J. Baglio and A. Djouadi, *Higgs production at the LHC*, *JHEP* **03** (2011) 055 [[arXiv:1012.0530](#)] [[INSPIRE](#)].
- [81] U. Baur, T. Plehn and D.L. Rainwater, *Measuring the Higgs boson self coupling at the LHC and finite top mass matrix elements*, *Phys. Rev. Lett.* **89** (2002) 151801 [[hep-ph/0206024](#)] [[INSPIRE](#)].
- [82] U. Baur, T. Plehn and D.L. Rainwater, *Determining the Higgs boson selfcoupling at hadron colliders*, *Phys. Rev. D* **67** (2003) 033003 [[hep-ph/0211224](#)] [[INSPIRE](#)].
- [83] U. Baur, T. Plehn and D.L. Rainwater, *Examining the Higgs boson potential at lepton and hadron colliders: A Comparative analysis*, *Phys. Rev. D* **68** (2003) 033001 [[hep-ph/0304015](#)] [[INSPIRE](#)].
- [84] U. Baur, T. Plehn and D.L. Rainwater, *Probing the Higgs selfcoupling at hadron colliders using rare decays*, *Phys. Rev. D* **69** (2004) 053004 [[hep-ph/0310056](#)] [[INSPIRE](#)].

- [85] M.J. Dolan, C. Englert and M. Spannowsky, *Higgs self-coupling measurements at the LHC*, *JHEP* **10** (2012) 112 [[arXiv:1206.5001](#)] [[INSPIRE](#)].
- [86] A. Papaefstathiou, L.L. Yang and J. Zurita, *Higgs boson pair production at the LHC in the $b\bar{b}W^+W^-$ channel*, *Phys. Rev. D* **87** (2013) 011301 [[arXiv:1209.1489](#)] [[INSPIRE](#)].
- [87] J.M. Butterworth, A.R. Davison, M. Rubin and G.P. Salam, *Jet substructure as a new Higgs search channel at the LHC*, *Phys. Rev. Lett.* **100** (2008) 242001 [[arXiv:0802.2470](#)] [[INSPIRE](#)].
- [88] ATLAS collaboration, *Physics at a High-Luminosity LHC with ATLAS (Update)*, [ATL-PHYS-PUB-2012-004](#) (2012).
- [89] A. Djouadi, J. Kalinowski and M. Spira, *HDECAY: a program for Higgs boson decays in the Standard Model and its supersymmetric extension*, *Comput. Phys. Commun.* **108** (1998) 56.
- [90] A. Djouadi, M. Mühlleitner and M. Spira, *Decays of supersymmetric particles: The Program SUSY-HIT (SUspect-SdecaY-HDECAY-InTerface)*, *Acta Phys. Polon.* **B 38** (2007) 635 [[hep-ph/0609292](#)] [[INSPIRE](#)].
- [91] See Michael Spira's website: <http://mspira.home.cern.ch/mspira/proglist.html>.
- [92] K. Arnold et al., *VBFNLO: A Parton level Monte Carlo for processes with electroweak bosons*, *Comput. Phys. Commun.* **180** (2009) 1661 [[arXiv:0811.4559](#)] [[INSPIRE](#)].
- [93] J.R. Ellis, M.K. Gaillard and D.V. Nanopoulos, *A Phenomenological Profile of the Higgs Boson*, *Nucl. Phys.* **B 106** (1976) 292 [[INSPIRE](#)].
- [94] M.A. Shifman, A. Vainshtein, M. Voloshin and V.I. Zakharov, *Low-Energy Theorems for Higgs Boson Couplings to Photons*, *Sov. J. Nucl. Phys.* **30** (1979) 711 [*Yad. Fiz.* **30** (1979) 1368] [[INSPIRE](#)].
- [95] B.A. Kniehl and M. Spira, *Low-energy theorems in Higgs physics*, *Z. Phys.* **C 69** (1995) 77 [[hep-ph/9505225](#)] [[INSPIRE](#)].
- [96] S. Catani, D. de Florian, M. Grazzini and P. Nason, *Soft gluon resummation for Higgs boson production at hadron colliders*, *JHEP* **07** (2003) 028 [[hep-ph/0306211](#)] [[INSPIRE](#)].
- [97] D. de Florian and M. Grazzini, *Higgs production through gluon fusion: Updated cross sections at the Tevatron and the LHC*, *Phys. Lett.* **B 674** (2009) 291 [[arXiv:0901.2427](#)] [[INSPIRE](#)].
- [98] D. de Florian and M. Grazzini, *Higgs production at the LHC: updated cross sections at $\sqrt{s} = 8$ TeV*, *Phys. Lett.* **B 718** (2012) 117 [[arXiv:1206.4133](#)] [[INSPIRE](#)].
- [99] C. Anastasiou, R. Boughezal and F. Petriello, *Mixed QCD-electroweak corrections to Higgs boson production in gluon fusion*, *JHEP* **04** (2009) 003 [[arXiv:0811.3458](#)] [[INSPIRE](#)].
- [100] S. Catani and M. Seymour, *A General algorithm for calculating jet cross-sections in NLO QCD*, *Nucl. Phys.* **B 485** (1997) 291 [*Erratum ibid.* **B 510** (1998) 503-504] [[hep-ph/9605323](#)] [[INSPIRE](#)].
- [101] J. Alwall et al., *MadGraph/MadEvent v4: The New Web Generation*, *JHEP* **09** (2007) 028 [[arXiv:0706.2334](#)] [[INSPIRE](#)].
- [102] T. Figy, *Next-to-leading order QCD corrections to light Higgs Pair production via vector boson fusion*, *Mod. Phys. Lett.* **A 23** (2008) 1961 [[arXiv:0806.2200](#)] [[INSPIRE](#)].
- [103] T. Hahn, *Generating Feynman diagrams and amplitudes with FeynArts 3*, *Comput. Phys. Commun.* **140** (2001) 418 [[hep-ph/0012260](#)] [[INSPIRE](#)].

- [104] T. Hahn and M. Pérez-Victoria, *Automatized one loop calculations in four-dimensions and D-dimensions*, *Comput. Phys. Commun.* **118** (1999) 153 [[hep-ph/9807565](#)] [[INSPIRE](#)].
- [105] T. Hahn and M. Rauch, *News from FormCalc and LoopTools*, *Nucl. Phys. Proc. Suppl.* **157** (2006) 236 [[hep-ph/0601248](#)] [[INSPIRE](#)].
- [106] T. Hahn, *A Mathematica interface for FormCalc-generated code*, *Comput. Phys. Commun.* **178** (2008) 217 [[hep-ph/0611273](#)] [[INSPIRE](#)].
- [107] A. Martin, W. Stirling, R. Thorne and G. Watt, *Parton distributions for the LHC*, *Eur. Phys. J. C* **63** (2009) 189 [[arXiv:0901.0002](#)] [[INSPIRE](#)].
- [108] H.-L. Lai et al., *New parton distributions for collider physics*, *Phys. Rev. D* **82** (2010) 074024 [[arXiv:1007.2241](#)] [[INSPIRE](#)].
- [109] S. Alekhin, J. Blümlein and S. Moch, *Parton Distribution Functions and Benchmark Cross Sections at NNLO*, *Phys. Rev. D* **86** (2012) 054009 [[arXiv:1202.2281](#)] [[INSPIRE](#)].
- [110] M. Gluck, P. Jimenez-Delgado, E. Reya and C. Schuck, *On the role of heavy flavor parton distributions at high energy colliders*, *Phys. Lett. B* **664** (2008) 133 [[arXiv:0801.3618](#)] [[INSPIRE](#)].
- [111] H1 and ZEUS collaborations, V. Radescu, *HERA Precision Measurements and Impact for LHC Predictions*, [arXiv:1107.4193](#) [[INSPIRE](#)].
- [112] NNPDF collaboration, A. Guffanti, *NNPDF2.1: Including heavy quark mass effects in NNPDF fits*, *AIP Conf. Proc.* **1369** (2011) 21.
- [113] A. Martin, W. Stirling, R. Thorne and G. Watt, *Uncertainties on α_s in global PDF analyses and implications for predicted hadronic cross sections*, *Eur. Phys. J. C* **64** (2009) 653 [[arXiv:0905.3531](#)] [[INSPIRE](#)].
- [114] THE NNPDF collaboration, R.D. Ball et al., *Theoretical issues in PDF determination and associated uncertainties*, [arXiv:1303.1189](#) [[INSPIRE](#)].
- [115] J. Baglio and A. Djouadi, *Predictions for Higgs production at the Tevatron and the associated uncertainties*, *JHEP* **10** (2010) 064 [[arXiv:1003.4266](#)] [[INSPIRE](#)].
- [116] R. Lafaye, D.J. Miller, M. Mühlleitner and S. Moretti, *Double Higgs production at TeV colliders in the minimal supersymmetric standard model*, [hep-ph/0002238](#) [[INSPIRE](#)].
- [117] M. El-Kacimi and R. Lafaye, *Simulation of neutral Higgs pairs production processes in PYTHIA using HPAIR matrix elements*, *ATL-PHYS-2002-015* (2002).
- [118] A. Blondel, A. Clark and F. Mazzucato, *Studies on the measurement of the SM Higgs self-couplings.*, *ATL-PHYS-2002-029* (2002).
- [119] T. Sjöstrand, S. Mrenna and P.Z. Skands, *PYTHIA 6.4 Physics and Manual*, *JHEP* **05** (2006) 026 [[hep-ph/0603175](#)] [[INSPIRE](#)].
- [120] J. Alwall, M. Herquet, F. Maltoni, O. Mattelaer and T. Stelzer, *MadGraph 5: Going Beyond*, *JHEP* **06** (2011) 128 [[arXiv:1106.0522](#)] [[INSPIRE](#)].
- [121] M. Battaglia, E. Boos and W.-M. Yao, *Studying the Higgs potential at the e^+e^- linear collider*, *eConf C* **010630** (2001) E3016.
- [122] S. Ovin, X. Rouby and V. Lemaître, *DELPHES, a framework for fast simulation of a generic collider experiment*, [arXiv:0903.2225](#) [[INSPIRE](#)].
- [123] J.M. Campbell and R.K. Ellis, *Radiative corrections to $Zb\bar{b}$ production*, *Phys. Rev. D* **62** (2000) 114012 [[hep-ph/0006304](#)] [[INSPIRE](#)].

- [124] P. Nason, S. Dawson and R.K. Ellis, *The Total Cross-Section for the Production of Heavy Quarks in Hadronic Collisions*, *Nucl. Phys. B* **303** (1988) 607 [INSPIRE].
- [125] P. Nason, S. Dawson and R.K. Ellis, *The One Particle Inclusive Differential Cross-Section for Heavy Quark Production in Hadronic Collisions*, *Nucl. Phys. B* **327** (1989) 49 [Erratum *ibid.* **B 335** (1990) 260] [INSPIRE].
- [126] W. Beenakker, H. Kuijf, W. van Neerven and J. Smith, *QCD Corrections to Heavy Quark Production in $p\bar{p}$ Collisions*, *Phys. Rev. D* **40** (1989) 54 [INSPIRE].
- [127] W. Beenakker, W. van Neerven, R. Meng, G. Schuler and J. Smith, *QCD corrections to heavy quark production in hadron hadron collisions*, *Nucl. Phys. B* **351** (1991) 507 [INSPIRE].
- [128] M.L. Mangano, P. Nason and G. Ridolfi, *Heavy quark correlations in hadron collisions at next-to-leading order*, *Nucl. Phys. B* **373** (1992) 295 [INSPIRE].
- [129] S. Frixione, M.L. Mangano, P. Nason and G. Ridolfi, *Top quark distributions in hadronic collisions*, *Phys. Lett. B* **351** (1995) 555 [hep-ph/9503213] [INSPIRE].
- [130] M. Beneke et al., *Top quark physics*, hep-ph/0003033 [INSPIRE].
- [131] M. Cacciari, S. Frixione, M.L. Mangano, P. Nason and G. Ridolfi, *Updated predictions for the total production cross sections of top and of heavier quark pairs at the Tevatron and at the LHC*, *JHEP* **09** (2008) 127 [arXiv:0804.2800] [INSPIRE].
- [132] N. Kidonakis and R. Vogt, *The Theoretical top quark cross section at the Tevatron and the LHC*, *Phys. Rev. D* **78** (2008) 074005 [arXiv:0805.3844] [INSPIRE].
- [133] S. Moch and P. Uwer, *Theoretical status and prospects for top-quark pair production at hadron colliders*, *Phys. Rev. D* **78** (2008) 034003 [arXiv:0804.1476] [INSPIRE].
- [134] S. Moch, P. Uwer and A. Vogt, *On top-pair hadro-production at next-to-next-to-leading order*, *Phys. Lett. B* **714** (2012) 48 [arXiv:1203.6282] [INSPIRE].
- [135] M. Cacciari, M. Czakon, M. Mangano, A. Mitov and P. Nason, *Top-pair production at hadron colliders with next-to-next-to-leading logarithmic soft-gluon resummation*, *Phys. Lett. B* **710** (2012) 612 [arXiv:1111.5869] [INSPIRE].
- [136] P. Baernreuther, M. Czakon and A. Mitov, *Percent Level Precision Physics at the Tevatron: First Genuine NNLO QCD Corrections to $q\bar{q} \rightarrow t\bar{t} + X$* , *Phys. Rev. Lett.* **109** (2012) 132001 [arXiv:1204.5201] [INSPIRE].
- [137] A. Elagin, P. Murat, A. Pranko and A. Safonov, *A New Mass Reconstruction Technique for Resonances Decaying to di-tau*, *Nucl. Instrum. Meth. A* **654** (2011) 481 [arXiv:1012.4686] [INSPIRE].