



PUBLISHED FOR SISSA BY SPRINGER

RECEIVED: December 12, 2016

REVISED: February 15, 2017

ACCEPTED: February 20, 2017

PUBLISHED: March 10, 2017

Dark matter physics, flavor physics and LHC constraints in the dark matter model with a bottom partner

Tomohiro Abe,^{a,b} Junichiro Kawamura,^c Shohei Okawa^d and Yuji Omura^b

^a*Institute for Advanced Research, Nagoya University,
Nagoya 464-8602, Japan*

^b*Kobayashi-Maskawa Institute for the Origin of Particles and the Universe,
Nagoya University, Nagoya 464-8602, Japan*

^c*Department of Physics, Waseda University,
Tokyo 169-8555, Japan*

^d*Department of Physics, Nagoya University,
Nagoya 464-8602, Japan*

E-mail: abetomo@kmi.nagoya-u.ac.jp, junichiro-k@ruri.waseda.jp,
okawa@eken.phys.nagoya-u.ac.jp, yujiomur@kmi.nagoya-u.ac.jp

ABSTRACT: In the scenario that dark matter (DM) is a weakly interacting massive particle, there are many possibilities of the interactions with the Standard Model (SM) particles to achieve the relic density of DM. In this paper, we consider a simple DM model where the DM candidate is a complex scalar boson. The model contains a new complex gauge singlet scalar boson and a new fermion whose gauge charge is the same as the right-handed down-type quark. We dub the new fermion the bottom partner. These new particles have Yukawa interactions with the SM down-type quarks. The DM candidate interacts with the SM particles through the Yukawa interactions. The Yukawa interactions are not only relevant to the annihilation process of the DM but also contribute to the flavor physics, such as the $\Delta F = 2$ processes. In addition, the flavor alignment of the Yukawa couplings is related to the decay modes of the bottom partner, and thus we can find the explicit correlations among the physical observables in DM physics, flavor physics, and the signals at the LHC. We survey the $\Delta F = 2$ processes based on the numerical analyses of the thermal relic density, the direct detection of the DM, and the current LHC bounds. We investigate the perturbative bound on the Yukawa coupling as well. A Study of a fermionic DM model with extra scalar quarks is also given for comparison.

KEYWORDS: Beyond Standard Model, Cosmology of Theories beyond the SM, CP violation, Heavy Quark Physics

ARXIV EPRINT: [1612.01643](https://arxiv.org/abs/1612.01643)

Contents

| | | |
|----------|--|-----------|
| 1 | Introduction | 1 |
| 2 | Setup | 3 |
| 3 | Phenomenology | 4 |
| 3.1 | Constraints from the direct searches at the LHC | 4 |
| 3.2 | Dark matter physics | 5 |
| 3.2.1 | Relic DM abundance | 5 |
| 3.2.2 | Direct/indirect detections of DM | 6 |
| 3.2.3 | Triviality bound | 7 |
| 3.3 | Flavor physics | 7 |
| 3.3.1 | $\Delta F = 2$ processes | 7 |
| 3.3.2 | $b \rightarrow s \gamma$ and the other observables | 12 |
| 4 | Comparison with the Dirac DM case | 12 |
| 5 | Summary | 13 |
| A | Functions | 14 |

1 Introduction

The cosmological observations exhibit the existence of dark sector in our universe. In particular, the existence of dark matter (DM) is supported by many independent observations. The WMAP and the Planck experiments have shown that the relic density of DM is about 5 times larger than the one of the baryon in our universe [1, 2]. Such a large DM density implies the existence of physics beyond the standard model (SM) and is driving particle physicists to build the Beyond Standard Models (BSMs).

A lot of ideas motivated by DM have been proposed so far. One simple popular idea is as follows. DM candidates are neutral under the electromagnetic and $SU(3)_c$ symmetries, and interact with the SM particles via the electroweak gauge couplings. In this case, the DM is charged under the $SU(2)_L \times U(1)_Y$ gauge symmetry and the mass of the DM is an unique parameter to explain the relic density.¹

There is another possibility that DM candidates are singlet under the SM gauge groups. The SM gauge symmetry itself would not prohibit couplings between DM and the SM Higgs boson. In addition, DM may have Yukawa couplings with the SM particles. If DM is a complex scalar field, such a Yukawa coupling is realized by introducing extra quarks or

¹See, for instance, ref. [3].

leptons. This kind of model would be one of the best candidates for the BSM, because many observables are not changed drastically from the SM predictions in this model [4–10]. Besides, it is also interesting that such a simple model can be tested not only in dark matter physics and the LHC experiments but also in flavor physics.² The Yukawa couplings between the DM and the SM particles are generally flavor-dependent, so that the contributions to flavor changing processes modify the SM predictions. If DM is discovered in the LHC and DM experiments in future, we have to test a lot of DM models in many observables. In this simple model, we could find some correlations among some observables and give some explicit predictions to the results in future experiments.

Based on this consideration, in this paper, we concentrate on a DM model with a scalar DM candidate (X) and a vector-like quark (F) whose SM charges are the same as the ones of the right-handed down-type quarks. The vector-like quark can be easily introduced without any gauge anomaly. X is a complex scalar and neutral under the SM gauge groups. It couples with right-handed down-type quarks (d_R^i) via the Yukawa couplings involving F : $\lambda_i \bar{F}_L X^\dagger d_R^i$ ($i = d, s, b$). Besides, X interacts with the SM Higgs doublet, denoted by H , via a 4-point coupling, $\lambda_H |X|^2 |H|^2$. Note that this setup differs from the models in refs. [4–8, 10] and we give the integrated quantitative study including flavor physics, which has not been done in refs. [4–10].

The recent indirect and direct detection experiments of DM succeed in drawing strong bounds on simplified DM models. For instance, the stringent bounds on the setup from the AMS-02 experiment [11] are recently suggested in refs. [12, 13]. If the DM mass is below 1 TeV, the annihilation cross section associated with $b\bar{b}$ and W^+W^- in the final state should be below the required value for the thermal relic density. Besides, the direct detections of DM at the LUX [14, 15] and Panda [16] experiments strongly limits the interaction of DM with light quarks. Actually, if λ_H is large and the DM mass is below 1 TeV, the recent results of the LUX experiment [15] have already excluded our DM model. In our setup, however, the DM can evade the strong bounds from the indirect and direct detections because of the suppressed s -wave contribution to the annihilation and the alignment of the Yukawa couplings assuming small λ_H . In this sense, our model is one of the realistic DM models which could be tested by many independent observables near future as mentioned below. Moreover, it is also interesting that this kind of model could be effectively realized in the framework of the grand unified theory [17]. This is also our motivation to consider this simplified DM model.

The outline of our analysis is as follows. In section 3.2, we will show that the F exchanging diagrams dominantly contribute to the DM annihilation process for the thermal relic density. We need large Yukawa couplings, λ_i , because the s -wave contribution in the annihilation process is suppressed by the down-type quark masses. Besides, the relation, $\lambda_b \gg \lambda_{d,s}$, should be satisfied to evade the strong bounds from the flavor physics and the LHC experiments as well as the direct detection of the DM. Such a hierarchy of λ_i leads that F dominantly decays to the bottom quark and the DM, X . In this sense, we call F a “*bottom partner*”. Eventually, only three parameters are relevant to the DM physics and LHC experiments: namely, masses of F and X , and λ_b .

²The correlations have been discussed in the models with flavor symmetry [18–20].

| Fields | spin | SU(3) _c | SU(2) _L | U(1) _Y | U(1) _X |
|--------|------|--------------------|--------------------|-------------------|-------------------|
| F | 1/2 | 3 | 1 | -1/3 | 1 |
| X | 0 | 1 | 1 | 0 | -1 |

Table 1. Extra fields in our model with global U(1)_X.

In our model, we do not assign any flavor symmetry, so that λ_d and λ_s cannot be vanishing, whereas $\lambda_b \gg \lambda_{d,s}$ is assumed. In general, flavor physics is very sensitive to the contributions of new physics, even if the new physics scale is above TeV-scale. Then the (future) flavor experiments are expected to be sensitive to our model, even if λ_d and λ_s are tiny. We discuss the $\Delta F = 2$ processes based on our results in the dark matter and LHC physics, in section 3.3. Then, we find correlations among $\Delta F = 2$ processes, DM observables and the LHC signals, as will be discussed in section 3.3. We suggest that our simple model can be tested by precise measurements of the $\Delta F = 2$ processes, once the DM is discovered by the LHC experiments and/or DM observations. This is a main goal of this work. In section 4, we also compare our results with the ones in another setup, where there are a fermionic DM (\tilde{X}) and a extra scalar quark (\tilde{F}) instead of X and F . \tilde{X} is a Dirac fermion in our study.

In section 2, we introduce the setup of our model. Then, we study the signals of the DM and the extra quark in the LHC experiments, dark matter physics and flavor physics, in sections 3.1, 3.2 and 3.3 respectively. The triviality bound on the Yukawa couplings is studied, in section 3.2.3. In section 4, we discuss another setup that a fermionic DM (\tilde{X}) and a extra scalar quark (\tilde{F}) are introduced instead of X and F , and compare our predictions in both cases. Section 5 is devoted to the summary.

2 Setup

In this section, we introduce our model with a vector-like quark. Similar setup has been proposed, motivated by the DM physics and the LHC physics [4–10].

We introduce an extra down-type quark, F , carrying SM charges as in table 1. F is a Dirac fermion and the charge assignment is the same as the one of the right-handed down-type quarks, d_R^i ($i = 1, 2, 3$). In our notation, (d^1, d^2, d^3) correspond to (d, s, b) . We assign a global U(1)_X charge to F to distinguish it from the SM down-type quarks. In addition, we introduce a complex scalar, denoted by X , which is also charged under the U(1)_X symmetry. X is stable thanks to the U(1)_X symmetry and is a DM candidate in our model. The charge assignment is summarized in table 1.

Now we can write down the potential for the extra quark and the scalar:

$$V = V_F + V_X, \tag{2.1}$$

$$V_F = m_F \bar{F}_L F_R + \lambda_i \bar{F}_L X^\dagger d_R^i + \text{h.c.}, \tag{2.2}$$

$$V_X = m_X^2 |X|^2 + \lambda_H |X|^2 |H|^2 + \lambda_X |X|^4 - m_H^2 |H|^2 + \lambda |H|^4. \tag{2.3}$$

Each of the Yukawa couplings, λ_i , induces the decay of F : $F \rightarrow X^\dagger d^i$. Note that V_X includes the coupling of X to the SM Higgs boson (H). λ_H plays a crucial role in dark matter physics, as discussed in section 3.2.

3 Phenomenology

In our model, there are several parameters that can be determined by combining the analyses of dark matter physics, flavor physics and the direct searches at the LHC. The relevant parameters in our study are as follows:

$$m_X, m_F, \lambda_H, \lambda_b, \text{Re}(\lambda_s), \text{Im}(\lambda_s), \text{Re}(\lambda_d), \text{Im}(\lambda_d). \quad (3.1)$$

Note that we can define λ_b as a real one, without loss of generality. In order to avoid the stringent bounds from flavor physics and direct detections of the DM, we assume the following relation,

$$|\lambda_b| \gg |\lambda_d|, |\lambda_s|. \quad (3.2)$$

In this case, F mainly decays to X and the bottom quark, and the dominant annihilation process of X is $X X^\dagger \rightarrow \bar{b} b$ through the t -channel exchange of F , as far as λ_H is relatively small. This means that λ_b , as well as m_X and m_F , can be fixed by the direct search for F and X in the $b\bar{b}$ signal accompanied by the large missing energy at the LHC and the DM observables, i.e., the relic abundance and the direct/indirect detections.

On the other hand, λ_d and λ_s are tiny in our setup, but not vanishing in general. The Yukawa couplings are strongly constrained by flavor physics and should be less than $\mathcal{O}(0.01)$, as we see in section 3.3. In other words, we can expect the sizable deviations in physical observables in flavor violating processes. In fact, we will find some correlations among the observables in the $\Delta F = 2$ processes and derive explicit predictions for them, taking the analyses of the DM and LHC physics into account, in section 3.3.

3.1 Constraints from the direct searches at the LHC

First, let us discuss the collider bounds from the new physics searches. In our model, the extra quark (F), which we call a *bottom partner*, is produced at the LHC and mainly decays into a bottom quark and DM, via the Yukawa coupling, λ_b . This signal is similar to the one in supersymmetric models: that is, $bb + E_T^{\text{miss}}$. In order to extract the exclusion limit for the bottom partner, we generate the UFO model file [21] using FeynRules [22]. We use the MadGraph5 [23] to simulate signal events with a pair produced vector-like quarks at the leading order (LO) with up to a parton. The generated events are passed into PYTHIA6 [24] and DELPHES3 [25] to accommodate parton showering and fast detector simulation. The matrix element is matched to parton showers according to the MLM scheme [26]. The generated hadrons are clustered using the anti- k_T algorithm [27] with the radius parameter $\Delta R = 0.4$. In the analysis for the $bb + E_T^{\text{miss}}$ search, we assume that the b-tagging efficiency obeys a formula $0.80 \times \tanh(0.003p_T) \times 30/(1 + 0.086p_T)$ which is employed in the ATLAS DELPHES card in the MadGraph5, then we rescale the event weight by multiplying a factor of 1.2 to emulate the experimental b-tagging efficiency where the working point is 77% for $t\bar{t}$ events.

Following the analysis of $bb + E_T^{\text{miss}}$ in ref. [28], we draw the exclusion limit in figure 1. This result is given referring the latest data of the LHC Run-II with $\sqrt{s} = 13$ TeV and 3.2 fb^{-1} . We compared the expected number of events in each signal region defined in the

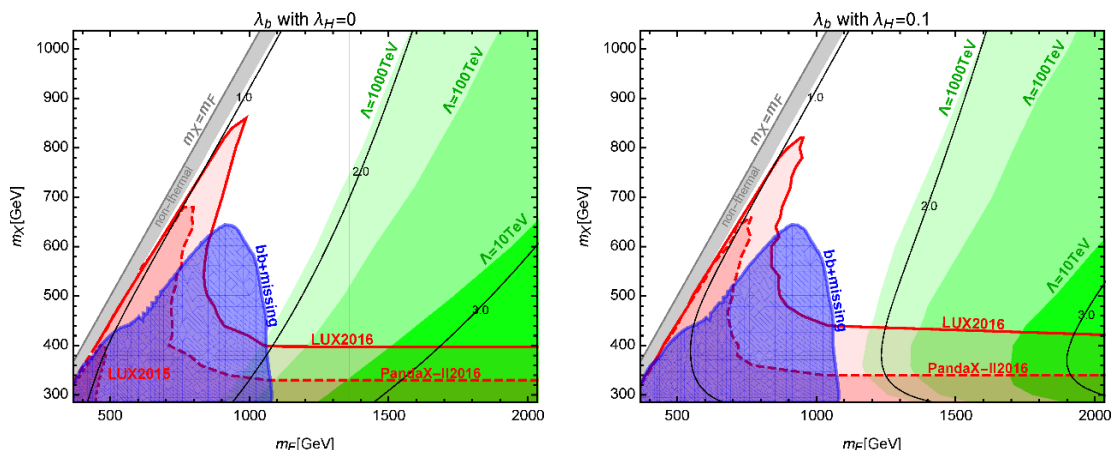


Figure 1. The required values of λ_b for $\Omega h^2 = 0.1198 \pm 0.0015$. The blue regions are excluded by the $bb + E_T^{\text{miss}}$ at the LHC. The red regions are excluded by the direct detection experiments. The Yukawa couplings diverge below 1000 TeV in the green regions.

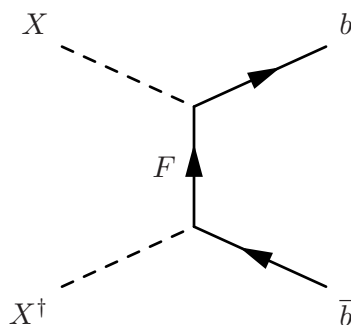


Figure 2. The dominant process of DM annihilation in the t -channel.

ATLAS analysis with their 95% C.L exclusion limits shown in the ref. [28]. The Yukawa couplings λ_i potentially induce large production cross section of the extra-quark pairs by the t -channel process mediated by X , but this process is suppressed by the parton distribution function in our case with $\lambda_b \gg \lambda_{s,d}$.

3.2 Dark matter physics

Next, we survey the relic abundance and the direct/indirect detection of X .

3.2.1 Relic DM abundance

Annihilation and coannihilation of X and X^\dagger to the SM particles should be sufficiently large in order to be consistent with the cosmological observation of the DM abundance in our universe. Those processes are governed by the t -channel exchange of F and the s -channel exchange of the Higgs. The t -channel process is dominant for small λ_H . We employ micrOMEGAs.3.6.9.2 [29] to evaluate the relic abundance of the DM. In our numerical analysis, we use the value reported by the Planck collaboration: $\Omega h^2 = 0.1198 \pm 0.0015$ [2].

The main process of the DM annihilation is $X X^\dagger \rightarrow b \bar{b}$ in the t -channel shown in figure 2. The Yukawa coupling, $\lambda_b \bar{F}_L X^\dagger b_R$, depends on the chiralities of F and b , so that

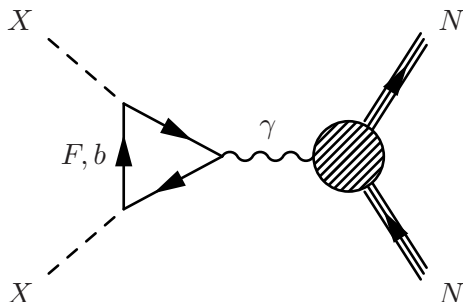


Figure 3. The dominant process in the cross section for the direct detection of X .

the bottom quark in the final state is right-handed in the massless limit. Then, we conclude that the s -wave contribution of the annihilation is strongly suppressed by the bottom quark mass, so that λ_b is required to be $\mathcal{O}(1)$ as far as λ_H is small and coannihilation is inefficient.

The coannihilation processes, such as $F\bar{F} \rightarrow gg$, may drastically decrease the relic density if m_F is close to m_X . In fact, the coannihilation contribution leads too small relic density of X in the region with $m_F \approx m_X$. The gray region in figure 1 corresponds to the one that predicts $\Omega h^2 < 0.1183$ that is out of the 1σ region of the Planck result. Our analysis for the DM density includes $X X^\dagger \rightarrow b\bar{b}g$ in addition to the annihilation and the coannihilation. This process has a non-negligible contribution for $r \equiv m_F/m_X \lesssim 2$ and dominates over the t -channel process for $r \lesssim 1.12$. Our analysis only includes the s -wave contribution of this process.

We show the required values of λ_b in figure 1, where $\lambda_H = 0$ (left panel) and $\lambda_H = 0.1$ (right panel), respectively. On the solid lines, λ_b is fixed at 1, 2, 3 from left to right respectively, and the relic density satisfies the observed value. In the compressed region below $m_F = 1$ TeV, the mass difference between m_X and m_F is about 50 GeV to satisfy the Planck data within 1σ . As mentioned above, we see that λ_b is required to be $\mathcal{O}(1)$ in the most of parameter region.

3.2.2 Direct/indirect detections of DM

DM can be detected by the observation of the DM scattering with nuclei. Recently, we can successfully draw the stringent exclusion lines thanks to a lot of efforts of the LUX [14, 15] and Panda [16] collaborations.

With the assumption, $\lambda_b \gg |\lambda_d|, |\lambda_s|$, the tree-level contribution of the s -channel exchange of the bottom partner to the direct detection cross section is sufficiently small and the significant contribution arises from the one-loop diagrams, as shown in figure 3. Note that there is a logarithmic enhancement, $\log(m_b^2/m_F^2)$, in the $m_F \gg m_b$ region [18–20]. DM can also scatter off gluons in the nucleon via F and b box diagrams. The contribution of the gluon scattering is sub-dominant and less than 10% of the photon exchanging process in our parameter space. Our analysis includes both the one-loop contributions. We use the central limits given by the LUX [14, 15] and Panda experiments [16] to find excluded region. The red regions in figure 1 are excluded by the direct detection.

Let us comment on the bound from the DM experiments concerned with the indirect detections. X and X^\dagger existing in our universe annihilate into b and \bar{b} . The constraint on

the cross section has been reported by the Fermi-LAT collaboration [30]. Assuming that s -wave contribution is dominant in DM annihilations, the lower bound on the DM mass reaches about 200 GeV [30]. In our model, the annihilation is dominated by the p -wave contribution, which is much smaller at the present temperature than the one at the freeze-out temperature. Then, the bound from the indirect detection is not strict in our model, as far as λ_H is enough small and the process shown in figure 2 dominates over the Higgs exchanging process. Note that one very strict exclusion limit on the annihilation cross section has been recently reported in refs. [12, 13], based on the latest result of the AMS-02 experiment [11]. If we consider the other setups, as discussed in section 4, the upper bound on the annihilation cross section of DM to $b\bar{b}$ has already excluded the parameter space where the relic density can be explained. On the other hand, our setup can achieve the correct relic density without any conflicts with the direct/indirect detections.

3.2.3 Triviality bound

In general, large Yukawa couplings bring cutoff scale to models because Yukawa couplings are asymptotic non-free. This cutoff scale is known as triviality bound. We calculate the triviality bound in this model because the large λ_b is required to reproduce the correct relic abundance of DM in our model as we can see from figure 1. The beta functions for λ_b and the QCD coupling are given as follows:

$$\beta_{\lambda_b} \simeq \frac{\lambda_b}{(4\pi)^2} \left(-8g_3^2 + 4\lambda_b^2 \right), \tag{3.3}$$

$$\beta_{g_3} \simeq \frac{1}{(4\pi)^2} \left(-\frac{19}{3}g_3^3 \right), \tag{3.4}$$

where g_3 is the QCD gauge coupling which is large and cannot be ignored. We estimate the triviality bound by solving the renormalization group equation with the beta functions at the one-loop level. We fill the regions where the triviality bound is below 1000 TeV with green color in figure 1.

3.3 Flavor physics

Finally, we investigate flavor physics based on our results in sections 3.1 and 3.2. In our model, Flavor Changing Neutral Currents (FCNCs) are induced by the Yukawa couplings between quarks and the dark matter at the one-loop level. Since the chiralities of the quarks are right-handed in the Yukawa coupling, we find that the new physics contributions to the flavor violating processes are strongly suppressed.

3.3.1 $\Delta F = 2$ processes

In the massless limit of the SM quarks, the box diagrams involving X and F , shown in figure 4, induce the operators relevant to the $\Delta F = 2$ processes:

$$\mathcal{H}_{\text{eff}}^{\Delta F=2} = (\tilde{C}_1)_{ij} (\bar{d}_R^i \gamma^\mu d_R^j) (\bar{d}_R^i \gamma^\mu d_R^j) + \text{h.c.} \tag{3.5}$$

The Wilson coefficients at the one-loop level are given by,

$$(\tilde{C}_1)_{ij} = \frac{(\lambda_j \lambda_i^*)^2}{64\pi^2} \frac{1}{(m_F^2 - m_X^2)^2} \left\{ \frac{m_F^2 + m_X^2}{2} + \frac{m_X^2 m_F^2}{m_F^2 - m_X^2} \ln \left(\frac{m_X^2}{m_F^2} \right) \right\}. \tag{3.6}$$

| | | | |
|-----------------------------|---|-----------------|-----------------------------------|
| $\alpha_s(M_Z)$ | 0.1193(16) [32] | λ | 0.22537(61) [32] |
| G_F | $1.1663787(6) \times 10^{-5} \text{ GeV}^{-2}$ [32] | A | $0.814_{-0.024}^{+0.023}$ [32] |
| m_b | $4.18 \pm 0.03 \text{ GeV}$ [32] | $\bar{\rho}$ | 0.117(21) [32] |
| m_t | $160_{-4}^{+5} \text{ GeV}$ [32] | $\bar{\eta}$ | 0.353(13) [32] |
| m_c | $1.275 \pm 0.025 \text{ GeV}$ [32] | | |
| m_K | 497.611(13) MeV [32] | m_{B_s} | 5.3663(6) GeV [32] |
| F_K | 156.1(11) MeV [33]* | m_B | 5.2795(3) GeV [32] |
| \hat{B}_K | 0.764(10) [33]* | F_{B_s} | $227.7 \pm 6.2 \text{ MeV}$ [33]* |
| $(\Delta M_K)_{\text{exp}}$ | $3.484(6) \times 10^{-12} \text{ MeV}$ [32] | F_B | $190.6 \pm 4.6 \text{ MeV}$ [33]* |
| $ \epsilon_K $ | $(2.228(11)) \times 10^{-3}$ [32] | \hat{B}_{B_s} | 1.33(6) [33]* |
| η_1 | 1.87(76) [35] | \hat{B}_B | 1.26(11) [33]* |
| η_2 | 0.5765(65) [36] | η_B | 0.55 [36] |
| η_3 | 0.496(47) [37] | | |

*: See also the latest values in [34].

Table 2. The input parameters relevant to our analyses. The CKM matrix, V_{CKM} , is written in terms of λ , A , $\bar{\rho}$ and $\bar{\eta}$ [32].

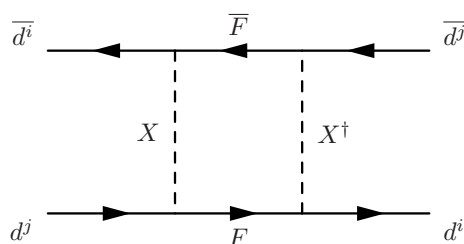


Figure 4. The box diagram to contribute to the $\Delta F = 2$ processes.

The $K_0\text{-}\bar{K}_0$, $B_d\text{-}\bar{B}_d$, and $B_s\text{-}\bar{B}_s$ mixing are well investigated theoretically and experimentally. Since λ_b is $\mathcal{O}(1)$ as shown in figure 1, $B_d\text{-}\bar{B}_d$ and $B_s\text{-}\bar{B}_s$ mixing become important even if $|\lambda_d|$ and $|\lambda_s|$ are small compared to λ_b . Besides, the physical observables associated with $K_0\text{-}\bar{K}_0$, in general, constrain new physics contributions, although their SM predictions still have large uncertainties (See e.g. [31]).

Here, we investigate our predictions in the following observables:

$$\Delta M_{B_d}, \Delta M_{B_s}, S_{\psi K}, S_{\psi\phi}, \epsilon_K. \quad (3.7)$$

We do not include ΔM_K , because of the large theoretical ambiguity. Among our parameters summarized in eq. (3.1), we expect that m_F , m_X and λ_b are determined by the observables in the DM physics and the LHC experiments. Then, the other parameters, $Re(\lambda_s)$, $Im(\lambda_s)$, $Re(\lambda_d)$ and $Im(\lambda_d)$, are fixed by the observables in eq. (3.7). The number of the parameters is smaller than the one of the observables, so that we can obtain an explicit prediction for the physical quantities measured by the flavor experiments.

In the $B_d\text{-}\bar{B}_d$ and $B_s\text{-}\bar{B}_s$ mixing, the representative observables relevant to the mixing are mass differences denoted by ΔM_{B_d} and ΔM_{B_s} . They are influenced by $(\tilde{C}_1)_{bd}$ and

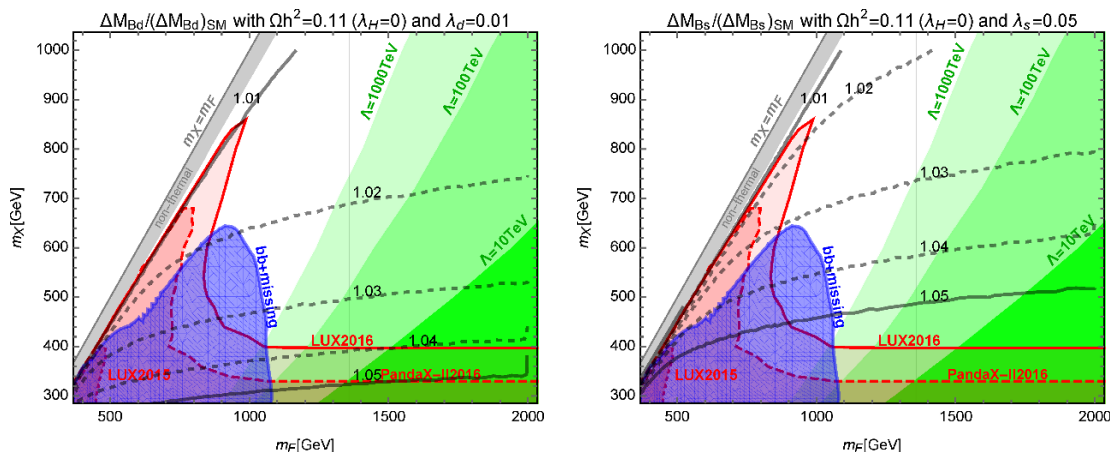


Figure 5. Predictions for the $\Delta F = 2$ processes. $\Omega h^2 = 0.1198 \pm 0.0015$ is satisfied. The blue region is excluded by the $bb + E_T^{\text{miss}}$ at the LHC.

$(\tilde{C}_1)_{bs}$ as follows:

$$\Delta M_{B_q} = 2 \left| M_{12}^{B_q} \right|^2 = 2 \left| (M_{12}^{B_q})_{\text{SM}}^* + \frac{1}{3} (\tilde{C}_1)_{bq} m_{B_q} F_{B_q}^2 \hat{B}_{B_q} \right|^2 \quad (q = d, s), \quad (3.8)$$

where $(M_{12}^{B_q})_{\text{SM}}$ is given by the top-loop contribution:

$$(M_{12}^{B_q})_{\text{SM}}^* = \frac{G_F^2}{12\pi^2} F_{B_q}^2 \hat{B}_{B_q} m_{B_q} M_W^2 \{ (V_{\text{CKM}})_{tb}^* (V_{\text{CKM}})_{tq} \}^2 \eta_B S_0(x_t). \quad (3.9)$$

$S_0(x)$ is defined in appendix A.

The time-dependent CP violations, $S_{\psi K}$ and $S_{\psi\phi}$, are evaluated as follows including the new physics contributions:

$$S_{\psi K} = -\sin \varphi_{B_d}, \quad S_{\psi\phi} = \sin \varphi_{B_s}, \quad (3.10)$$

where φ_{B_q} is the phase of $M_{12}^{B_q}$: $M_{12}^{B_q} = |M_{12}^{B_q}| e^{i\varphi_{B_q}}$. The input parameters are summarized in table 2, and the central values are used in our analyses.

In figure 5, we can see the deviations of ΔM_{B_d} and ΔM_{B_s} from the SM predictions, fixing $\lambda_{d,s}$ at $\lambda_d = 0.01$ (left panel) and $\lambda_s = 0.05$ (right panel). The solid lines predict 1% and 5% deviations respectively, compared to the SM predictions. The dotted lines correspond to the 2%, 3%, and 4% deviations from bottom to top in each panel. As we see in those figures, the deviations are enough small to evade the bounds on the $\Delta F = 2$ processes, as far as $|\lambda_d| \leq 0.01$ and $|\lambda_s| \leq 0.05$ are satisfied. Note that there are still large uncertainties of the SM predictions for ΔM_{M_q} , and the CKMfitter collaboration suggests that 10 % deviations are still allowed according to the global analyses [31, 38]. If λ_d (λ_s) is set to 0.02 (0.1), the deviations become about four times bigger than the values on figure 5. Then, we could conclude that the upper bounds on $|\lambda_d|$ and $|\lambda_s|$ are $\mathcal{O}(0.01)$ and $\mathcal{O}(0.05)$ respectively, in the region that the Landau poles do not appear below 1000 TeV.

In figure 6 and figure 7, we can see the bounds on the $\Delta F = 2$ processes, more clearly. We fix m_X , and m_F and λ_b , according to the requirement of the correct relic density

within 1σ . We choose the reference points: $(m_X, m_F, \lambda_b) = (900 \text{ GeV}, 964.4 \text{ GeV}, 0.66)$, $(900 \text{ GeV}, 1795.7 \text{ GeV}, 2.32)$ in figure 6 and figure 7 respectively. On the blue bands, the deviations of $S_{\psi K}$ and $S_{\psi\phi}$ are within 1σ : $S_{\psi K} = 0.691 \pm 0.017$ and $S_{\psi\phi} = 0.015 \pm 0.035$ [32]. On the red (dashed) lines, the deviations of ΔM_{M_q} are 5 % (-5 %). The pink (dashed) lines predict 10 % (-10 %) deviations, respectively. In the red regions, the magnitudes of the deviations are less than 5 %. We see that the region where the magnitudes of the deviations are less than 5 % for the $\Delta F = 2$ processes corresponds to $|\lambda_d| \lesssim 0.04$ (left panel) and $|\lambda_s| \lesssim 0.2$ (right panel) in figure 6. m_F and λ_b in figure 7 are bigger than in figure 6. Such a large m_F tends to suppress deviations of the observables, but large λ_b is required to achieve the correct relic density. Thus, the allowed region becomes narrow for the large m_F .

We can find the correlation between the flavor physics and the DM direct detection, especially in the left panel of figure 6. If $|\lambda_d|$ is sizable, the tree-level diagram, $X^\dagger d \rightarrow X^\dagger d$, induces significant deviations. The gray circle is the exclusion line of the LUX experiment [15], which was discussed in section 3.2.2. Then, we see that the allowed region roughly corresponds to $|\lambda_d| \lesssim 0.04$. In the right panel of figure 6 and figure 7, the exclusion line is out of the figure. Note that the upper bound from the direct detection is roughly $|\lambda_d| \lesssim 0.15$, in the right panel of figure 7.

The observables of the $K_0\text{-}\overline{K}_0$ mixing can be estimated. Their SM predictions are described by $(M_{12}^K)_{\text{SM}}$,

$$(M_{12}^K)_{\text{SM}}^* = \frac{G_F^2}{12\pi^2} F_K^2 \hat{B}_K m_K M_W^2 \{V_c^2 \eta_1 S_0(x_c) + V_t^2 \eta_2 S_0(x_t) + 2V_c V_t \eta_3 S(x_c, x_t)\}, \quad (3.11)$$

where $x_i \equiv m_i^2/M_W^2$ and $V_i \equiv (V_{\text{CKM}})_{is}^* (V_{\text{CKM}})_{id}$ are defined, respectively. $\eta_{1,2,3}$ correspond to the NLO and NNLO QCD corrections. Each function is defined in appendix A and the used values are summarized in table 2. The physical observables on the $K_0\text{-}\overline{K}_0$ mixing are denoted by ϵ_K and ΔM_K , which are described as

$$\epsilon_K = \frac{\kappa_\epsilon e^{i\varphi_\epsilon}}{\sqrt{2}(\Delta M_K)_{\text{exp}}} \text{Im}(M_{12}^K), \quad \Delta M_K = 2\text{Re}(M_{12}^K). \quad (3.12)$$

κ_ϵ and φ_ϵ are given by the observations: $\kappa_\epsilon = 0.94 \pm 0.02$ and $\varphi_\epsilon = 0.2417 \times \pi$. M_{12}^K includes the new physics contribution and is decomposed as follows in our model:

$$(M_{12}^K)^* = (M_{12}^K)_{\text{SM}}^* + (\tilde{C}_1)_{sd} \times \frac{1}{3} m_K F_K^2 \hat{B}_K. \quad (3.13)$$

The running correction is included at the one-loop level in our analysis.

The predictions for the deviations of ϵ_K are depicted as green lines in figures 6 and 7. Once the deviations of the $B_d\text{-}\overline{B}_d$ and $B_s\text{-}\overline{B}_s$ mixing are discovered, we can principally predict the deviation of ϵ_K . The (dashed) dark, normal and light green lines depict the (-)5%, (-)10%, and (-)20% deviations of ϵ_K respectively, compared to the SM prediction. On each panel, $\lambda_s = 0.05$ (left) and $\lambda_d = 0.01$ (right) are assumed. In figure 6, they correspond to $(\Delta M_{B_s}/(\Delta M_{B_s})_{\text{SM}}, S_{\psi\phi}) = (1.004, 0.037)$ (left) and $(\Delta M_{B_d}/(\Delta M_{B_d})_{\text{SM}}, S_{\psi K}) = (1.003, 0.687)$ (right). In figure 7, the fixed λ_s and λ_d correspond to $(\Delta M_{B_s}/(\Delta M_{B_s})_{\text{SM}}, S_{\psi\phi}) = (1.025, 0.037)$ (left) and $(\Delta M_{B_d}/(\Delta M_{B_d})_{\text{SM}}, S_{\psi K}) =$

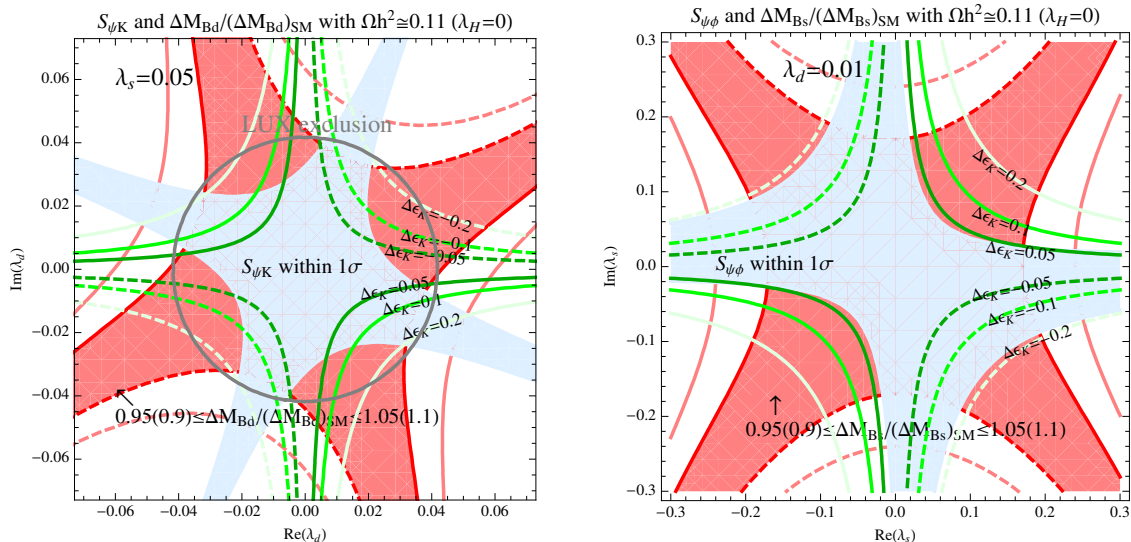


Figure 6. Predictions for the $\Delta F = 2$ processes. The other parameters are fixed by the relic abundance within 1σ : $(m_X, m_F, \lambda_b) = (900 \text{ GeV}, 964.4 \text{ GeV}, 0.66)$. The gray circle depicts the exclusion of the LUX experiment [15]. The outside of the circle exceeds the upper bound on the cross section of the DM direct detection.

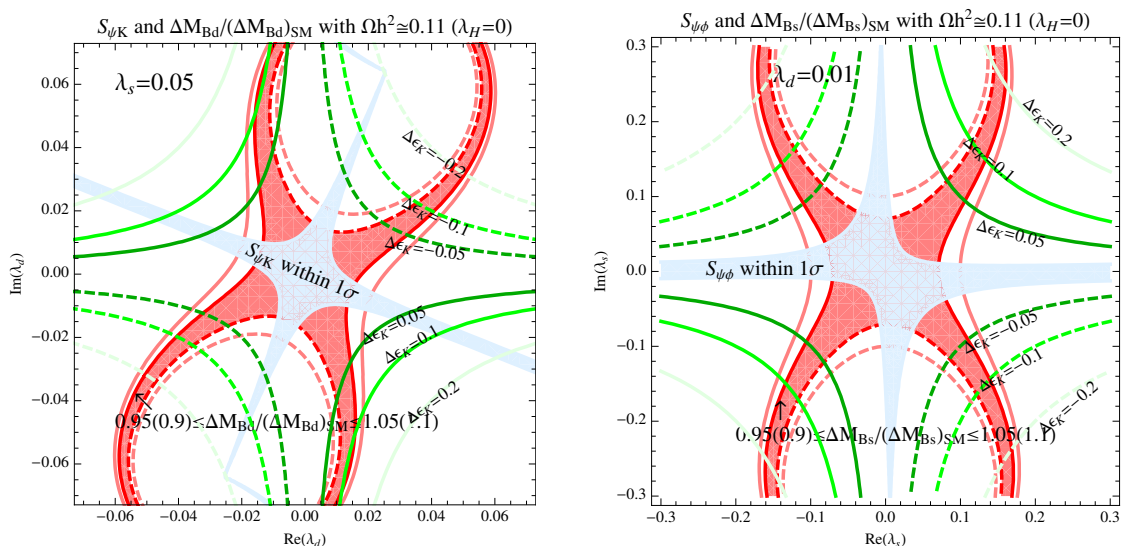


Figure 7. Predictions for the $\Delta F = 2$ processes. The other parameters are fixed by the relic abundance within 1σ : $(m_X, m_F, \lambda_b) = (900 \text{ GeV}, 1795.7 \text{ GeV}, 2.32)$. The exclusion lines proposed by the LUX experiment [15] are out of these parameter regions.

(1.015, 0.678) (right) respectively. Besides, the current limit on the direct detection of DM constrains the deviation of ϵ_K , depending on the mass region. As we see in the left panel of figure 6, $|\Delta\epsilon_K|$ cannot exceed about 0.2, in this compressed mass region.

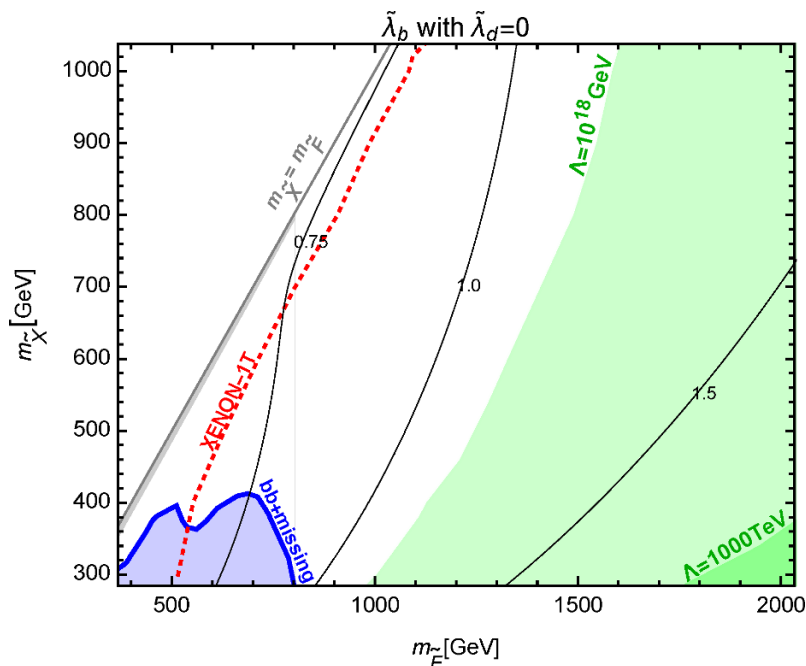


Figure 8. The required values of $\tilde{\lambda}_b$ for the correct relic abundance in the Dirac-fermion DM model with an extra colored scalar particle. The blue region is excluded by the $bb + E_T^{\text{miss}}$ at the LHC.

3.3.2 $b \rightarrow s \gamma$ and the other observables

The $b \rightarrow s$ transitions may be good processes to test our model. The contributions of the new Yukawa couplings are, however, too small to find the deviations in flavor experiments. The structure of the chirality suppresses the photon- and Z -penguin diagrams. The chirality-flipped operators are suppressed by the quark masses on the external lines. One of the most important processes to test new physics is $b \rightarrow s \gamma$. The relevant operators are

$$\mathcal{H}_{\text{eff}}^{b \rightarrow s \gamma} = C_7(\bar{s}_L \sigma^{\mu\nu} b_R) F_{\mu\nu} + C_7'(\bar{s}_R \sigma^{\mu\nu} b_L) F_{\mu\nu}. \quad (3.14)$$

In our setup, the new contribution to C_7' is larger than the one to C_7 , because of the mass difference between m_b and m_s . The allowed new physics contribution is well summarized in ref. [39]: $|C_7'| \lesssim 0.02$. Fixing λ_s at $\lambda_s = 0.1$, we estimate $|C_7'|$ as $|C_7'| \lesssim 0.004$, as far as the deviation of ΔM_{B_s} is less than 10%. Then, we conclude that it is difficult to test our model, using the $b \rightarrow s \gamma$ process.

The other processes associated with the $b \rightarrow s$ transition may constrain our model. It is interesting that some excesses in the observables of $B \rightarrow K^* ll$ have been reported, but the Z -penguin diagram that contributes to the $b \rightarrow s$ transition is vanishing in our model. Therefore, we conclude that the $b \rightarrow s$ transition is not so relevant to our model.

4 Comparison with the Dirac DM case

It is important to see differences among the predictions of DM models with extra colored particles, as well. As discussed above, one of the stringent constraints is from the direct

detection of the complex scalar DM. This is because the s -wave contribution of the annihilation cross section of DM through the t -channel process is suppressed by the fermion mass, and then $\mathcal{O}(1)$ Yukawa coupling, λ_b , is required to achieve the correct relic density. If we introduce a gauge singlet Dirac-fermion DM (\tilde{X}) as a candidate of DM with an extra colored scalar field (\tilde{F}) instead of X and F , we can expect that the s -wave contribution is enhanced by the DM mass. The Yukawa couplings relevant to the annihilation are given by

$$\tilde{\lambda}_i \tilde{F}^\dagger \tilde{X}_L d_R^i + \text{h.c.} \quad (4.1)$$

Figure 8 shows the required value of $\tilde{\lambda}_b$ for the correct relic abundance of DM within 1σ . As mentioned above, the s -wave contribution is efficient to reduce the abundance and then $\tilde{\lambda}_b$ is relatively small in the parameter region. This leads the small cross section for the direct detection of \tilde{X} , so that even XENON-1T could cover only the compressed region. The blue region is excluded by the $bb + E_T^{\text{miss}}$ at the LHC, where the production cross section of the extra scalars at the LO exceeds the experimental upper bounds using the same data as the case of extra fermions. Note that the parameter region of figure 8 seems to face the stringent constraint from the latest AMS-02 result [12, 13].

We also estimate the triviality bound. The beta functions for $\tilde{\lambda}_b$ and the QCD coupling are given as follows.

$$\beta_{\tilde{\lambda}_b} \simeq \frac{1}{(4\pi)^2} \left(-4g_3^2 + 3\tilde{\lambda}_b^2 \right) \tilde{\lambda}_b, \quad (4.2)$$

$$\beta_{g_3} \simeq \frac{1}{(4\pi)^2} \left(-\frac{41}{6}g_3^3 \right). \quad (4.3)$$

We fill the region where the triviality bound is below 10^{18} GeV and 1000 TeV with green color in figure 8. The bound is weaker than in the scalar DM case because the required Yukawa coupling to reproduce the correct relic abundance is smaller than in the scalar DM case.

5 Summary

The existence of DM is one of mysteries which could be solved by the extension of the SM. There are a lot of possibilities of the extensions, and we seriously have to examine what kind of extended SMs can explain the DM abundance in our universe. The Weakly Interacting Massive Particle (WIMP) scenario is one of the popular setups for DM, and WIMP DM models could be classified in terms of interactions between DM and quarks/leptons. If DM interacts with the SM particles via the electroweak gauge couplings, the gauge interactions would be dominant and effective to achieve the relic abundance of DM. If DM is a SM gauge singlet, new interactions would be required as far as the Higgs exchanging is not so efficient. In this paper, we focus on a possibility that dark matter mainly annihilates through the t -channel exchange of the extra quark into pairs of SM quarks. Interestingly, the new interaction is flavor-dependent, so that this simple DM model can be tested by flavor physics as well as DM physics and the LHC experiments. If DM signals are confirmed in the direct/indirect detections of DM or/and the LHC experiments, we have to find out a

promising DM model among many candidates, using independent physical observables. In our model, we can expect some correlations and explicit predictions in observables of flavor physics, so that our simple model can be tested by the accurate measurements of the flavor violating processes. In fact, the region, where the DM relic abundance is explained, is very close to the exclusion limit of the DM direct detections in the scalar DM case, so that our DM may be discovered near future. Besides, the Belle II experiment will start in 2018 and the measurements of the new physics contributions to flavor physics, e.g. the $\Delta F = 2$ processes, are expected to be drastically improved [31]. Then, our models can be tested via the observations of the $\Delta F = 2$ processes with the great accuracies. Our setup is very simple and predicts distinguishing deviations from the SM predictions in flavor physics. Moreover, the thermal relic abundance of the DM suggests the large Yukawa coupling of the DM with bottom quark, so that the deviations in the $\Delta F = 2$ processes are sizable. Note that a discrepancy of the observables in the $\Delta F = 2$ processes has been proposed in ref. [40]. It will be important to discuss the consistency with the observations, considering the discrepancy [41].

In order to compare with another DM model, we also present our results in a Dirac-fermion DM case. There are still a lot of possible setups which are not studied here: real scalar DM case, *top partner* model and so on. It is very important to clearly understand the differences among them and to prepare for the discovery of DM. We have to find out how to test and distinguish DM models. The study for the comparison will be pursued in future. Note that our model presented here is one of the realist setups to evade the stringent bound from the indirect detection of DM [12, 13].

Acknowledgments

We are grateful to C. Boehm, A. J. Buras and A. Ibarra for comments and suggestions. This work was supported by JSPS KAKENHI Grant Number 16K17715 [TA]. The work of J. K. was supported by Grant-in-Aid for Research Fellow of Japan Society for the Promotion of Science No. 16J04215.

A Functions

The functions which appear in $K_0\text{-}\bar{K}_0$ mixing are given by

$$S_0(x) = \frac{4x - 11x^2 + x^3}{4(1-x)^2} - \frac{3x^3 \log x}{2(1-x)^3}, \tag{A.1}$$

$$S(x, y) = \frac{-3xy}{4(y-1)(x-1)} - \frac{xy(4-8y+y^2) \log y}{4(y-1)^2(x-y)} + \frac{xy(4-8x+x^2) \log x}{4(x-1)^2(x-y)}. \tag{A.2}$$

Open Access. This article is distributed under the terms of the Creative Commons Attribution License ([CC-BY 4.0](https://creativecommons.org/licenses/by/4.0/)), which permits any use, distribution and reproduction in any medium, provided the original author(s) and source are credited.

References

- [1] WMAP collaboration, G. Hinshaw et al., *Nine-year Wilkinson Microwave Anisotropy Probe (WMAP) observations: cosmological parameter results*, *Astrophys. J. Suppl.* **208** (2013) 19 [[arXiv:1212.5226](#)] [[INSPIRE](#)].
- [2] PLANCK collaboration, P.A.R. Ade et al., *Planck 2015 results. XIII. Cosmological parameters*, *Astron. Astrophys.* **594** (2016) A13 [[arXiv:1502.01589](#)] [[INSPIRE](#)].
- [3] M. Cirelli, N. Fornengo and A. Strumia, *Minimal dark matter*, *Nucl. Phys. B* **753** (2006) 178 [[hep-ph/0512090](#)] [[INSPIRE](#)].
- [4] P. Fileviez Perez and M.B. Wise, *Baryon asymmetry and dark matter through the vector-like portal*, *JHEP* **05** (2013) 094 [[arXiv:1303.1452](#)] [[INSPIRE](#)].
- [5] S. Chang, R. Edezhath, J. Hutchinson and M. Luty, *Effective WIMPs*, *Phys. Rev. D* **89** (2014) 015011 [[arXiv:1307.8120](#)] [[INSPIRE](#)].
- [6] Y. Bai and J. Berger, *Fermion portal dark matter*, *JHEP* **11** (2013) 171 [[arXiv:1308.0612](#)] [[INSPIRE](#)].
- [7] C. Kilic, M.D. Klimek and J.-H. Yu, *Signatures of top flavored dark matter*, *Phys. Rev. D* **91** (2015) 054036 [[arXiv:1501.02202](#)] [[INSPIRE](#)].
- [8] F. Giacchino, A. Ibarra, L. Lopez Honorez, M.H.G. Tytgat and S. Wild, *Signatures from scalar dark matter with a vector-like quark mediator*, *JCAP* **02** (2016) 002 [[arXiv:1511.04452](#)] [[INSPIRE](#)].
- [9] J. Kawamura and Y. Omura, *Diphoton excess at 750 GeV and LHC constraints in models with vectorlike particles*, *Phys. Rev. D* **93** (2016) 115011 [[arXiv:1601.07396](#)] [[INSPIRE](#)].
- [10] S. Baek, P. Ko and P. Wu, *Top-philic scalar dark matter with a vector-like fermionic top partner*, *JHEP* **10** (2016) 117 [[arXiv:1606.00072](#)] [[INSPIRE](#)].
- [11] AMS collaboration, M. Aguilar et al., *Antiproton flux, antiproton-to-proton flux ratio and properties of elementary particle fluxes in primary cosmic rays measured with the Alpha Magnetic Spectrometer on the International Space Station*, *Phys. Rev. Lett.* **117** (2016) 091103 [[INSPIRE](#)].
- [12] A. Cuoco, M. Krämer and M. Korsmeier, *Novel dark matter constraints from antiprotons in the light of AMS-02*, [arXiv:1610.03071](#) [[INSPIRE](#)].
- [13] M.-Y. Cui, Q. Yuan, Y.-L.S. Tsai and Y.-Z. Fan, *A possible dark matter annihilation signal in the AMS-02 antiproton data*, [arXiv:1610.03840](#) [[INSPIRE](#)].
- [14] LUX collaboration, D.S. Akerib et al., *Improved limits on scattering of Weakly Interacting Massive Particles from reanalysis of 2013 LUX data*, *Phys. Rev. Lett.* **116** (2016) 161301 [[arXiv:1512.03506](#)] [[INSPIRE](#)].
- [15] LUX collaboration, D.S. Akerib et al., *Results from a search for dark matter in the complete LUX exposure*, *Phys. Rev. Lett.* **118** (2017) 021303 [[arXiv:1608.07648](#)] [[INSPIRE](#)].
- [16] PANDAX-II collaboration, A. Tan et al., *Dark matter results from first 98.7 days of data from the PandaX-II experiment*, *Phys. Rev. Lett.* **117** (2016) 121303 [[arXiv:1607.07400](#)] [[INSPIRE](#)].
- [17] P. Ko, Y. Omura and C. Yu, *Diphoton excess at 750 GeV in leptophobic U(1)' model inspired by E₆ GUT*, *JHEP* **04** (2016) 098 [[arXiv:1601.00586](#)] [[INSPIRE](#)].

- [18] P. Agrawal, S. Blanchet, Z. Chacko and C. Kilic, *Flavored dark matter and its implications for direct detection and colliders*, *Phys. Rev. D* **86** (2012) 055002 [[arXiv:1109.3516](#)] [[INSPIRE](#)].
- [19] P. Agrawal, M. Blanke and K. Gemmler, *Flavored dark matter beyond minimal flavor violation*, *JHEP* **10** (2014) 72 [[arXiv:1405.6709](#)] [[INSPIRE](#)].
- [20] B. Bhattacharya, D. London, J.M. Cline, A. Datta and G. Dupuis, *Quark-flavored scalar dark matter*, *Phys. Rev. D* **92** (2015) 115012 [[arXiv:1509.04271](#)] [[INSPIRE](#)].
- [21] C. Degrande, C. Duhr, B. Fuks, D. Grellscheid, O. Mattelaer and T. Reiter, *UFO — The Universal FeynRules Output*, *Comput. Phys. Commun.* **183** (2012) 1201 [[arXiv:1108.2040](#)] [[INSPIRE](#)].
- [22] A. Alloul, N.D. Christensen, C. Degrande, C. Duhr and B. Fuks, *FeynRules 2.0 — A complete toolbox for tree-level phenomenology*, *Comput. Phys. Commun.* **185** (2014) 2250 [[arXiv:1310.1921](#)] [[INSPIRE](#)].
- [23] J. Alwall et al., *The automated computation of tree-level and next-to-leading order differential cross sections and their matching to parton shower simulations*, *JHEP* **07** (2014) 079 [[arXiv:1405.0301](#)] [[INSPIRE](#)].
- [24] T. Sjöstrand, S. Mrenna and P.Z. Skands, *PYTHIA 6.4 physics and manual*, *JHEP* **05** (2006) 026 [[hep-ph/0603175](#)] [[INSPIRE](#)].
- [25] DELPHES 3 collaboration, J. de Favereau et al., *DELPHES 3, a modular framework for fast simulation of a generic collider experiment*, *JHEP* **02** (2014) 057 [[arXiv:1307.6346](#)] [[INSPIRE](#)].
- [26] F. Caravaglios, M.L. Mangano, M. Moretti and R. Pittau, *A new approach to multijet calculations in hadron collisions*, *Nucl. Phys. B* **539** (1999) 215 [[hep-ph/9807570](#)] [[INSPIRE](#)].
- [27] M. Cacciari, G.P. Salam and G. Soyez, *The anti- k_t jet clustering algorithm*, *JHEP* **04** (2008) 063 [[arXiv:0802.1189](#)] [[INSPIRE](#)].
- [28] ATLAS collaboration, *Search for bottom squark pair production with the ATLAS detector in proton-proton collisions at $\sqrt{s} = 13$ TeV*, *ATLAS-CONF-2015-066* (2015).
- [29] G. Bélanger, F. Boudjema, A. Pukhov and A. Semenov, *MicrOMEGAs_3: a program for calculating dark matter observables*, *Comput. Phys. Commun.* **185** (2014) 960 [[arXiv:1305.0237](#)] [[INSPIRE](#)].
- [30] FERMI-LAT collaboration, M. Ackermann et al., *Searching for dark matter annihilation from Milky Way dwarf spheroidal galaxies with six years of Fermi Large Area Telescope data*, *Phys. Rev. Lett.* **115** (2015) 231301 [[arXiv:1503.02641](#)] [[INSPIRE](#)].
- [31] J. Charles, S. Descotes-Genon, Z. Ligeti, S. Monteil, M. Papucci and K. Trabelsi, *Future sensitivity to new physics in B_d, B_s and K mixings*, *Phys. Rev. D* **89** (2014) 033016 [[arXiv:1309.2293](#)] [[INSPIRE](#)].
- [32] PARTICLE DATA GROUP collaboration, K.A. Olive et al., *Review of particle physics*, *Chin. Phys. C* **38** (2014) 090001 [[INSPIRE](#)].
- [33] J. Laiho, E. Lunghi and R.S. Van de Water, *Lattice QCD inputs to the CKM unitarity triangle analysis*, *Phys. Rev. D* **81** (2010) 034503 [[arXiv:0910.2928](#)] [[INSPIRE](#)].
- [34] <http://www.latticeaverages.org>.

- [35] J. Brod and M. Gorbahn, *Next-to-next-to-leading-order charm-quark contribution to the CP-violation parameter ϵ_K and ΔM_K* , *Phys. Rev. Lett.* **108** (2012) 121801 [[arXiv:1108.2036](#)] [[INSPIRE](#)].
- [36] A.J. Buras, M. Jamin and P.H. Weisz, *Leading and next-to-leading QCD corrections to ϵ parameter and B^0 - \bar{B}^0 mixing in the presence of a heavy top quark*, *Nucl. Phys. B* **347** (1990) 491 [[INSPIRE](#)].
- [37] J. Brod and M. Gorbahn, *ϵ_K at next-to-next-to-leading order: the charm-top-quark contribution*, *Phys. Rev. D* **82** (2010) 094026 [[arXiv:1007.0684](#)] [[INSPIRE](#)].
- [38] J. Charles et al., *Current status of the Standard Model CKM fit and constraints on $\Delta F = 2$ New Physics*, *Phys. Rev. D* **91** (2015) 073007 [[arXiv:1501.05013](#)] [[INSPIRE](#)].
- [39] S. Descotes-Genon, J. Matias and J. Virto, *Understanding the $B \rightarrow K^* \mu^+ \mu^-$ anomaly*, *Phys. Rev. D* **88** (2013) 074002 [[arXiv:1307.5683](#)] [[INSPIRE](#)].
- [40] M. Blanke and A.J. Buras, *Universal unitarity triangle 2016 and the tension between $\Delta M_{s,d}$ and ϵ_K in CMFV models*, *Eur. Phys. J. C* **76** (2016) 197 [[arXiv:1602.04020](#)] [[INSPIRE](#)].
- [41] J. Kawamura, S. Okawa and Y. Omura, work in progress.