

Hindawi Publishing Corporation
EURASIP Journal on Advances in Signal Processing
Volume 2009, Article ID 473930, 13 pages
doi:10.1155/2009/473930

Research Article

Robust THP Transceiver Designs for Multiuser MIMO Downlink with Imperfect CSIT

P. Ubaidulla and A. Chockalingam

Department of Electrical Communication Engineering, Indian Institute of Science, Bangalore 560012, India

Correspondence should be addressed to A. Chockalingam, achockal@ece.iisc.ernet.in

Received 20 December 2008; Revised 26 April 2009; Accepted 17 July 2009

Recommended by Christoph Mecklenbräuer

We present robust joint nonlinear transceiver designs for multiuser multiple-input multiple-output (MIMO) downlink in the presence of imperfections in the channel state information at the transmitter (CSIT). The base station (BS) is equipped with multiple transmit antennas, and each user terminal is equipped with *one or more* receive antennas. The BS employs Tomlinson-Harashima precoding (THP) for interuser interference precancellation at the transmitter. We consider robust transceiver designs that jointly optimize the transmit THP filters and receive filter for two models of CSIT errors. The first model is a stochastic error (SE) model, where the CSIT error is Gaussian-distributed. This model is applicable when the CSIT error is dominated by channel estimation error. In this case, the proposed robust transceiver design seeks to minimize a stochastic function of the sum mean square error (SMSE) under a constraint on the total BS transmit power. We propose an iterative algorithm to solve this problem. The other model we consider is a norm-bounded error (NBE) model, where the CSIT error can be specified by an uncertainty set. This model is applicable when the CSIT error is dominated by quantization errors. In this case, we consider a worst-case design. For this model, we consider robust (i) minimum SMSE, (ii) MSE-constrained, and (iii) MSE-balancing transceiver designs. We propose iterative algorithms to solve these problems, wherein each iteration involves a pair of semidefinite programs (SDPs). Further, we consider an extension of the proposed algorithm to the case with per-antenna power constraints. We evaluate the robustness of the proposed algorithms to imperfections in CSIT through simulation, and show that the proposed robust designs outperform nonrobust designs as well as robust linear transceiver designs reported in the recent literature.

Copyright © 2009 P. Ubaidulla and A. Chockalingam. This is an open access article distributed under the Creative Commons Attribution License, which permits unrestricted use, distribution, and reproduction in any medium, provided the original work is properly cited.

1. Introduction

Multiuser multiple-input multiple-output (MIMO) wireless communication systems have attracted considerable interest due to their potential to offer the benefits of spatial diversity and increased capacity [1, 2]. Multiuser interference limits the performance of such multiuser systems. To realize the potential of such systems in practice, it is important to devise methods to reduce the multiuser interference. Transmitter-side processing at the base station (BS) in the form of precoding has been studied widely as a means to reduce the multiuser interference [2]. Several studies on linear precoding and nonlinear precoding (e.g., Tomlinson-Harashima precoder (THP)) have been reported in literature [3, 4]. Joint design of both transmit precoder and receive filter can result in improved performance. Transceiver designs

that jointly optimize precoder/receive filters for multiuser MIMO downlink with different performance criteria have been widely reported in literature [5–11]. An important criterion that has been frequently used in such designs is the sum mean square error (SMSE) [6–9]. Iterative algorithms that minimize SMSE with a constraint on total BS transmit power are reported in [6, 7]. These algorithms are not guaranteed to converge to the global minimum. Minimum SMSE transceiver designs based on uplink-downlink duality, which are guaranteed to converge to the global minimum, have been proposed in [8, 9]. Non-linear transceivers, though more complex, result in improved performance compared to linear transceivers. Studies on nonlinear THP transceiver design have been reported in literature. An iterative THP transceiver design minimizing weighted SMSE has been reported in [10]. The work in [8, 11], which primarily

consider linear transceivers, presents THP transceiver optimizations also as extensions. In [12], a THP transceiver design minimizing total BS transmit power under SINR constraints is reported.

All the studies on transceiver designs mentioned above assume the availability of perfect channel state information at the transmitter (CSIT). However, in practice, the CSIT is usually imperfect due to different factors like estimation error, feedback delay, quantization, and so forth. The performance of precoding schemes is sensitive to such inaccuracies [13]. Hence, it is of interest to develop transceiver designs that are robust to errors in CSIT. Linear and nonlinear transceiver designs that are robust to imperfect CSIT in multiuser multi-input single-output (MISO) downlink, where each user is equipped with only a single receive antenna, have been studied [14–19]. Recently, robust *linear* transceiver designs for multiuser MIMO downlink (i.e., each user is equipped with more than one receive antenna) based on the minimization of the total BS transmit power under individual user MSE constraints and MSE-balancing have been reported in [20]. However, robust transceiver designs for *nonlinear* THP in multiuser MIMO with imperfect CSIT, to our knowledge, have not been reported so far, and this forms the main focus of this paper.

In this paper, we consider robust THP transceiver designs for multiuser MIMO downlink in the presence of imperfect CSIT. We consider two widely used models for the CSIT error [21], and propose robust THP transceiver designs suitable for these models. First, we consider a stochastic error (SE) model for the CSIT error, which is applicable in TDD systems where the error is mainly due to inaccurate channel estimation (in TDD, the channel gains on uplink and downlink are highly correlated, and so the estimated channel gains at the transmitter can be used for precoding purposes). The error in this model is assumed to follow a Gaussian distribution. In this case, we adopt a statistical approach, where the robust transceiver design is based on minimizing the SMSE averaged over the CSIT error. To solve this problem, we propose an iterative algorithm, where each iteration involves solution of two subproblems, one of which can be solved analytically and the other is formulated as a second order cone program (SOCP) that can be solved efficiently. Next, we consider a norm-bounded error (NBE) model for the CSIT error, where the error is specified in terms of uncertainty set of known size. This model is suitable for FDD systems where the errors are mainly due to quantization of the channel feedback information [17]. In this case, we adopt a min-max approach to the robust design, and propose an iterative algorithm which involves the solution of semidefinite programs (SDP). For the NBE model, we consider three design problems: (i) robust minimum SMSE transceiver design (ii) robust MSE-constrained transceiver design, and (iii) robust MSE-balancing transceiver design. We also consider the extension of the robust designs to incorporate per-antenna power constraints. Simulation results show that the proposed algorithms are robust to imperfections in CSIT, and they perform better than nonrobust designs as well as robust linear designs reported recently in literature.

The rest of the paper is organized as follows. The system model and the CSIT error models are presented in Section 2. The proposed robust THP transceiver design for SE model of CSIT error is presented in Section 3. The proposed robust transceiver designs for NBE model of CSIT error are presented in Section 4. Simulation results and performance comparisons are presented in Section 5. Conclusions are presented in Section 6.

2. System Model

We consider a multiuser MIMO downlink, where a BS communicates with M users on the downlink. The BS employs Tomlinson-Harashima precoding for interuser interference precancellation (see the system model in Figure 1). The BS employs N_t transmit antennas and the k th user is equipped with N_{r_k} receive antennas, $1 \leq k \leq M$. Let \mathbf{u}_k denote the $L_k \times 1$ data symbol vector for the k th user, where L_k , $k = 1, 2, \dots, M$, is the number of data streams for the k th user. (We use the following notation: Vectors are denoted by boldface lowercase letters, and matrices are denoted by boldface uppercase letters. $[\cdot]^T$, $[\cdot]^H$, and $[\cdot]^\dagger$, denote transpose, Hermitian, and pseudo-inverse operations, respectively. $[\mathbf{A}]_{ij}$ denotes the element on the i th row and j th column of the matrix \mathbf{A} . $\text{vec}(\cdot)$ operator stacks the columns of the input matrix into one column-vector. $\|\cdot\|_F$ denotes the Frobenius norm, and $\mathbb{E}\{\cdot\}$ denotes expectation operator. $\mathbf{A} \succeq \mathbf{B}$ implies $\mathbf{A} - \mathbf{B}$ is positive semidefinite.) Stacking the data vectors for all the users, we get the global data vector $\mathbf{u} = [\mathbf{u}_1^T, \dots, \mathbf{u}_M^T]^T$. The output of the k th user's modulo operator at the transmitter is denoted by \mathbf{v}_k . Let $\mathbf{B}_k \in \mathbb{C}^{N_t \times L_k}$ represent the precoding matrix for the k th user. The global precoding matrix $\mathbf{B} = [\mathbf{B}_1, \mathbf{B}_2, \dots, \mathbf{B}_M]$. The transmit vector is given by

$$\mathbf{x} = \mathbf{B}\mathbf{v}, \quad (1)$$

where $\mathbf{v} = [\mathbf{v}_1^T, \dots, \mathbf{v}_M^T]^T$. The feedback filters are given by

$$\mathbf{G}_k = \begin{bmatrix} \mathbf{G}_{k,1} & \cdots & \mathbf{G}_{k,k-1} & \mathbf{0}_{L_k \times \sum_{j=k}^M L_j} \end{bmatrix}, \quad 1 \leq k \leq M, \quad (2)$$

where $\mathbf{G}_{kj} \in \mathbb{C}^{L_k \times L_j}$, perform the interference presubtraction. We consider only interuser interference presubtraction. When THP is used, both the transmitter and the receivers employ the modulo operator, $\text{Mod}(\cdot)$. For a complex number x , the modulo operator performs the following operation

$$\text{Mod}(x) = x - a \left[\frac{\Re(x)}{a} + \frac{1}{2} \right] - j a \left[\frac{\Im(x)}{a} + \frac{1}{2} \right], \quad (3)$$

where $j = \sqrt{-1}$, and a depends on the constellation [22]. For a vector argument $\mathbf{x} = [x_1 \ x_2 \ \cdots \ x_N]^T$,

$$\text{Mod}(\mathbf{x}) = \left[\text{Mod}(x_1) \ \text{Mod}(x_2) \ \cdots \ \text{Mod}(x_N) \right]^T. \quad (4)$$

The vectors \mathbf{u}_k and \mathbf{v}_k are related as

$$\mathbf{v}_k = \text{Mod} \left(\mathbf{u}_k - \sum_{j=1}^{k-1} \mathbf{G}_{k,j} \mathbf{v}_j \right). \quad (5)$$

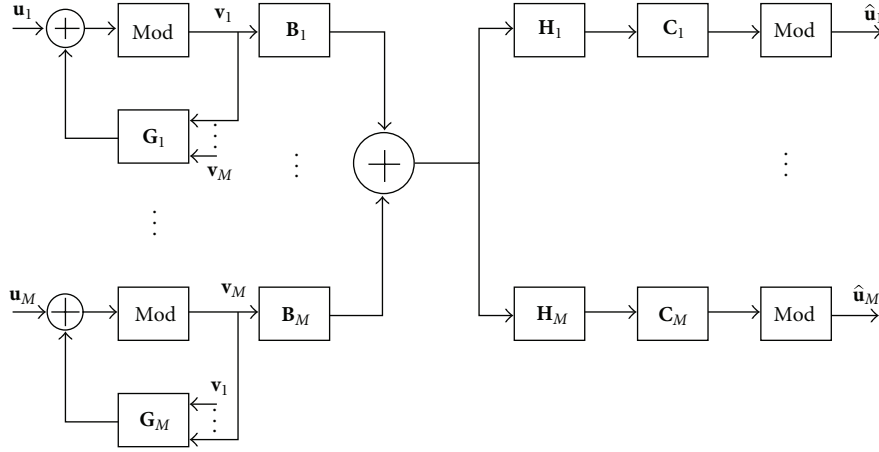


FIGURE 1: Multiuser MIMO downlink system model with Tomlinson-Harashima Precoding.

The k th component of the transmit vector \mathbf{x} is transmitted from the k th transmit antenna. Let \mathbf{H}_k denote the $N_{r_k} \times N_t$ channel matrix of the k th user. The overall channel matrix is given by

$$\mathbf{H} = [\mathbf{H}_1^T \ \mathbf{H}_2^T \ \cdots \ \mathbf{H}_M^T]^T. \quad (6)$$

The received signal vectors are given by

$$\mathbf{y}_k = \mathbf{H}_k \mathbf{B} \mathbf{v} + \mathbf{n}_k, \quad 1 \leq k \leq M. \quad (7)$$

The k th user estimates its data vector as

$$\begin{aligned} \hat{\mathbf{u}}_k &= (\mathbf{C}_k \mathbf{y}_k) \bmod a \\ &= (\mathbf{C}_k \mathbf{H}_k \mathbf{B} \mathbf{v} + \mathbf{C}_k \mathbf{n}_k) \bmod a, \quad 1 \leq k \leq M, \end{aligned} \quad (8)$$

where \mathbf{C}_k is the $L_k \times N_{r_k}$ dimensional receive filter of the k th user, and \mathbf{n}_k is the zero-mean noise vector with $\mathbb{E}\{\mathbf{n}_k \mathbf{n}_k^H\} = \sigma_n^2 \mathbf{I}$. Stacking the estimated vectors of all users, the global estimate vector can be written as

$$\hat{\mathbf{u}} = (\mathbf{C} \mathbf{H} \mathbf{B} \mathbf{v} + \mathbf{C} \mathbf{n}) \bmod a, \quad (9)$$

where \mathbf{C} is a block diagonal matrix with $\mathbf{C}_k, 1 \leq k \leq M$ on the diagonal, and $\mathbf{n} = [\mathbf{n}_1^T, \dots, \mathbf{n}_M^T]^T$. The global receive matrix \mathbf{C} has block diagonal structure as the receivers are noncooperative. Neglecting the modulo loss, and assuming $\mathbb{E}\{\mathbf{v}_k \mathbf{v}_k^H\} = \mathbf{I}$, we can write MSE between the symbol vector \mathbf{u}_k and the estimate $\hat{\mathbf{u}}_k$ at the k th user as [10]

$$\begin{aligned} \epsilon_k &= \mathbb{E}\{ \|\hat{\mathbf{u}}_k - \mathbf{u}_k\|^2 \} \\ &= \text{tr} \left[(\mathbf{C}_k \mathbf{H}_k \mathbf{B} - \bar{\mathbf{G}}_k) (\mathbf{C}_k \mathbf{H}_k \mathbf{B} - \bar{\mathbf{G}}_k)^H + \sigma_n^2 \mathbf{C}_k \mathbf{C}_k^H \right], \\ & \quad 1 \leq k \leq M, \end{aligned} \quad (10)$$

where $\bar{\mathbf{G}}_k = [\underline{\mathbf{G}}_{k,1} \ \cdots \ \underline{\mathbf{G}}_{k,k-1} \ \mathbf{I}_{L_k \times L_k} \ \mathbf{0}_{L_k \times \sum_{j=k+1}^M L_j}]$.

2.1. CSIT Error Models. We consider two models for the CSIT error. In both the models, the true channel matrix of the k th user, \mathbf{H}_k , is represented as

$$\mathbf{H}_k = \hat{\mathbf{H}}_k + \mathbf{E}_k, \quad 1 \leq k \leq M, \quad (11)$$

where $\hat{\mathbf{H}}_k$ is the CSIT of the k th user, and \mathbf{E}_k is the CSIT error matrix. The overall channel matrix can be written as

$$\mathbf{H} = \hat{\mathbf{H}} + \mathbf{E}, \quad (12)$$

where $\hat{\mathbf{H}} = [\hat{\mathbf{H}}_1^T \ \hat{\mathbf{H}}_2^T \ \cdots \ \hat{\mathbf{H}}_M^T]^T$, and $\mathbf{E} = [\mathbf{E}_1^T \ \mathbf{E}_2^T \ \cdots \ \mathbf{E}_M^T]^T$. In a stochastic error (SE) model, \mathbf{E}_k is the channel estimation error matrix. The error matrix \mathbf{E}_k is assumed to be Gaussian distributed with zero mean and $\mathbb{E}\{\mathbf{E}_k \mathbf{E}_k^H\} = \sigma_E^2 \mathbf{I}_{N_{r_k} N_{t_k}}$. This statistical model is suitable for systems with uplink-downlink reciprocity. We use this model in Section 3. An alternate error model is a norm-bounded error (NBE) model, where

$$\|\mathbf{E}_k\|_F \leq \delta_k, \quad 1 \leq k \leq M, \quad (13)$$

or, equivalently, the true channel \mathbf{H}_k belongs to the uncertainty set \mathcal{R}_k given by

$$\mathcal{R}_k = \{ \boldsymbol{\zeta} \mid \boldsymbol{\zeta} = \hat{\mathbf{H}}_k + \mathbf{E}_k, \|\mathbf{E}_k\|_F \leq \delta_k \}, \quad 1 \leq k \leq M, \quad (14)$$

where δ_k is the CSIT *uncertainty size*. This model is suitable for systems where quantization of CSIT is involved [17]. We use this model in Section 4.

3. Robust Transceiver Design with Stochastic CSIT Error

In this section, we propose a transceiver design that minimizes SMSE under a constraint on total BS transmit power and is robust in the presence of CSIT error, which is assumed to follow the SE model. This involves the joint design of the precoder \mathbf{B} , feedback filter \mathbf{G} , and receive filter \mathbf{C} . When \mathbf{E} ,

the CSIT error matrix, is a random matrix, the SMSE is a random variable. In such cases, where the objective function to be minimized is a random variable, we can consider the minimization of the expectation of the objective function. In the present problem, we adopt this approach. Further, the computation of the expectation of SMSE with respect to \mathbf{E} is simplified as \mathbf{E} follows Gaussian distribution. Following this approach, the robust transceiver design problem can be written as

$$\begin{aligned} & \min_{\mathbf{B}, \mathbf{C}, \mathbf{G}} \mathbb{E}_{\mathbf{E}} \{ \text{smse} \} \\ & \text{subject to} \quad \text{Tr}(\mathbf{B}\mathbf{B}^H) \leq P_{\max}, \end{aligned} \quad (15)$$

where P_{\max} is the limit on the total BS transmit power, and minimization over $\mathbf{B}, \mathbf{C}, \mathbf{G}$ implies minimization over $\mathbf{B}_i, \mathbf{C}_i, \mathbf{G}_i$, $1 \leq i \leq M$. Incorporating the imperfect CSIT, $\mathbf{H} = \hat{\mathbf{H}} + \mathbf{E}$, in (10), the SMSE can be written as

$$\begin{aligned} \text{smse} &= \mathbb{E} \left\{ \|\hat{\mathbf{u}} - \mathbf{u}\|^2 \right\} \\ &= \sum_{k=1}^M \text{tr} \left[\left(\mathbf{C}_k (\hat{\mathbf{H}}_k + \mathbf{E}_k) \mathbf{B} - \bar{\mathbf{G}}_k \right) \left(\mathbf{C}_k (\hat{\mathbf{H}}_k + \mathbf{E}_k) \mathbf{B} - \bar{\mathbf{G}}_k \right)^H \right. \\ & \quad \left. + \sigma_n^2 \mathbf{C}_k \mathbf{C}_k^H \right]. \end{aligned} \quad (16)$$

Averaging the smse over \mathbf{E} , we write the new objective function as

$$\begin{aligned} \mu &\triangleq \mathbb{E}_{\mathbf{E}} \{ \text{smse} \} \\ &= \sum_{k=1}^M \text{tr} \left[\left(\mathbf{C}_k \hat{\mathbf{H}}_k \mathbf{B} - \bar{\mathbf{G}}_k \right) \left(\mathbf{C}_k \hat{\mathbf{H}}_k \mathbf{B} - \bar{\mathbf{G}}_k \right)^H \right. \\ & \quad \left. + \left(\sigma_E^2 \text{tr}(\mathbf{B}\mathbf{B}^H) + \sigma_n^2 \right) \mathbf{C}_k \mathbf{C}_k^H \right]. \end{aligned} \quad (17)$$

Using the objective function μ , the robust transceiver design problem can be written as

$$\begin{aligned} & \min_{\mathbf{B}, \mathbf{C}, \mathbf{G}} \mu \\ & \text{subject to} \quad \|\mathbf{B}\|_F^2 \leq P_{\max}. \end{aligned} \quad (18)$$

From (17), we observe that μ is not jointly convex in \mathbf{B} , \mathbf{G} , and \mathbf{C} . However, it is convex in \mathbf{B} and \mathbf{G} for a fixed value of \mathbf{C} , and vice versa. So, we propose an iterative algorithm in order to solve the problem in (18), where each iteration involves the solution of a subproblem which either has an analytic solution or can be formulated as a convex optimization program.

3.1. Robust Design of \mathbf{G} and \mathbf{C} Filters. Here, we consider the design of robust feedback and receive filters, \mathbf{G} and \mathbf{C} , that minimizes the smse averaged over \mathbf{E} . For a given \mathbf{B} and \mathbf{C}_k , as we can see from (17), the optimum feedback filter $\underline{\mathbf{G}}_{k,j}$, $1 \leq k \leq M$, $j < k$, is given by

$$\underline{\mathbf{G}}_{k,j} = \mathbf{C}_k \hat{\mathbf{H}}_k \mathbf{B}_j. \quad (19)$$

Substituting the optimal $\underline{\mathbf{G}}_{k,j}$ given above in (17), the objective function can be written as

$$\begin{aligned} \mu &= \sum_{k=1}^M \text{tr} \left[\left(\mathbf{C}_k \hat{\mathbf{H}}_k \mathbf{B}_k - \mathbf{I} \right) \left(\mathbf{C}_k \hat{\mathbf{H}}_k \mathbf{B}_k - \mathbf{I} \right)^H \right. \\ & \quad \left. + \sum_{j=k+1}^M \left(\mathbf{C}_k \hat{\mathbf{H}}_k \mathbf{B}_j \right) \left(\mathbf{C}_k \hat{\mathbf{H}}_k \mathbf{B}_j \right)^H \right. \\ & \quad \left. + \left(\sigma_E^2 \text{tr}(\mathbf{B}\mathbf{B}^H) + \sigma_n^2 \right) \mathbf{C}_k \mathbf{C}_k^H \right]. \end{aligned} \quad (20)$$

In order to compute the optimum receive filter, we differentiate (20) with respect to \mathbf{C}_k , $1 \leq k \leq M$, and set the result to zero. We get

$$\begin{aligned} \mathbf{B}_k^H \hat{\mathbf{H}}_k^H &= \mathbf{C}_k \left(\hat{\mathbf{H}}_k \left(\sum_{j=k+1}^M \mathbf{B}_j \mathbf{B}_j^H \right) \hat{\mathbf{H}}_k^H + \left(\sigma_n^2 + \sigma_E^2 \|\mathbf{B}\|_F^2 \right) \mathbf{I} \right), \\ & \quad 1 \leq k \leq M. \end{aligned} \quad (21)$$

From the above equation, we get

$$\begin{aligned} \mathbf{C}_k &= \mathbf{B}_k^H \hat{\mathbf{H}}_k^H \left(\hat{\mathbf{H}}_k \left(\sum_{j=k+1}^M \mathbf{B}_j \mathbf{B}_j^H \right) \hat{\mathbf{H}}_k^H + \left(\sigma_n^2 + \sigma_E^2 \|\mathbf{B}\|_F^2 \right) \mathbf{I} \right)^{-1}, \\ & \quad 1 \leq k \leq M. \end{aligned} \quad (22)$$

We observe that the expression for the robust receive filter in (22) is similar to the standard MMSE receive filter, but with an additional factor that account for the CSIT error. In case of perfect CSIT, $\sigma_E = 0$ and the expression in (22) reduces to the MMSE receive filters in [10, 12].

3.2. Robust Design of \mathbf{B} Filter. Having designed the feedback and receive filter matrices, \mathbf{G} and \mathbf{C} , for a given precoder matrix \mathbf{B} , we now present the design of the robust precoder matrix for given feedback and receive filter matrices. Towards this end, we express the robust transceiver design problem in (18) as

$$\min_{\mathbf{b}, \mathbf{c}, \mathbf{g}} \sum_{k=1}^M \left\| \mathbf{D}_k \hat{\mathbf{h}}_k - \bar{\mathbf{g}}_k \right\|^2 + \left(\sigma_E^2 \|\mathbf{b}\|^2 + \sigma_n^2 \right) \|\mathbf{c}_k\|^2 \quad (23)$$

$$\text{subject to} \quad \|\mathbf{b}\|^2 \leq P_{\max},$$

where $\mathbf{D}_k = (\mathbf{B}^T \otimes \mathbf{C}_k)$, $\hat{\mathbf{h}}_k = \text{vec}(\hat{\mathbf{H}}_k)$, $\mathbf{b} = \text{vec}(\mathbf{B})$, $\mathbf{c}_k = \text{vec}(\mathbf{C}_k)$, $\bar{\mathbf{g}}_k = \text{vec}(\bar{\mathbf{G}}_k)$, and $\mathbf{h}_k = \text{vec}(\mathbf{H}_k)$. Minimization over $\mathbf{b}, \mathbf{c}, \mathbf{g}$ denotes minimization over $\mathbf{b}_i, \mathbf{c}_i, \mathbf{g}_i$, $1 \leq i \leq M$. For given \mathbf{C} and \mathbf{G} , the problem given above is a convex

optimization problem. The robust precoder design problem, given \mathbf{C} and \mathbf{G} , can be written as

$$\begin{aligned} \min_{\mathbf{b}} \quad & \sum_{k=1}^M \left\| \mathbf{D}_k \hat{\mathbf{h}}_k - \bar{\mathbf{g}}_k \right\|^2 + \sigma_E^2 \|\mathbf{b}\|^2 \|\mathbf{c}_k\|^2 + \sigma_n^2 \|\mathbf{c}_k\|^2 \\ \text{subject to} \quad & \|\mathbf{b}\|^2 \leq P_{\max}. \end{aligned} \quad (24)$$

As the last term in (24) does not affect the optimum value of \mathbf{b} , we drop this term. Dropping this term and introducing the dummy variables $t_k, r_k, 1 \leq k \leq M$, the problem in (24) can be formulated as the following convex optimization problem:

$$\begin{aligned} \min_{\mathbf{b}, \{t_k\}_1^M, \{r_k\}_1^M} \quad & \sum_{k=1}^M t_k + \sigma_E \|\mathbf{c}_k\|^2 r_k \\ \text{subject to} \quad & \left\| \mathbf{D}_k \hat{\mathbf{h}}_k - \bar{\mathbf{g}}_k \right\|^2 \leq t_k, \\ & \|\mathbf{b}\|^2 \leq r_k, \\ & r_k \leq P_{\max}, \quad 1 \leq k \leq M. \end{aligned} \quad (25)$$

The constraints in the above optimization problem are rotated second order cone constraints [23]. Convex optimization problems like that in (25) can be efficiently solved using interior-point methods [23, 24].

3.3. Iterative Algorithm to Solve (15). Here, we present the proposed iterative algorithm for the minimization of the SMSE averaged over \mathbf{E} under total BS transmit power constraint. In each iteration, the computations presented in Sections 3.1 and 3.2 are performed. In the $(n+1)$ th iteration, the value of \mathbf{B} , denoted by \mathbf{B}^{n+1} , is the solution to the following problem:

$$\mathbf{B}^{n+1} = \underset{\mathbf{B}: \text{Tr}(\mathbf{B}\mathbf{B}^H) \leq P_{\max}}{\text{argmin}} \mu(\mathbf{B}, \mathbf{C}^n, \mathbf{G}^n), \quad (26)$$

which is solved in the previous subsection. Having computed \mathbf{B}^{n+1} , \mathbf{C}^{n+1} is the solution to the following problem:

$$\mathbf{C}^{n+1} = \underset{\mathbf{C}}{\text{argmin}} \mu(\mathbf{B}^{n+1}, \mathbf{C}, \mathbf{G}^n), \quad (27)$$

and its solution is given in (22). Having computed \mathbf{B}^{n+1} and \mathbf{C}^{n+1} , \mathbf{G}^{n+1} is the solution to the following problem:

$$\mathbf{G}^{n+1} = \underset{\mathbf{G}}{\text{argmin}} \mu(\mathbf{B}^{n+1}, \mathbf{C}^{n+1}, \mathbf{G}), \quad (28)$$

and its solution is given in (19). As the objective function in (17) is monotonically decreasing after each iteration and is lower bounded, convergence is guaranteed. The iteration is terminated when the norm of the difference in the results of consecutive iterations are below a threshold or when the maximum number of iterations is reached. We note that the proposed algorithm is not guaranteed to converge to the global minimum.

4. Robust Transceiver Designs with Norm-Bounded CSIT Error

When the receivers quantize the channel estimate and send the CSI to the transmitter through a low-rate feedback channel, we can model the error in CSI at the transmitter by the NBE model [17]. In such cases, it is appropriate to consider the min-max design, where the worst-case value of the objective function is minimized. In this section, we address robust transceiver designs in the presence of a norm-bounded CSIT error. Specifically, we consider (i) a robust SMSE transceiver design, (ii) a robust MSE-constrained transceiver design, and (iii) a robust MSE-balancing (min-max fairness) design.

4.1. Robust SMSE Transceiver Design. Here, we consider a min-max design, wherein the design seeks to minimize the worst case SMSE under a total BS transmit power constraint. This problem can be written as

$$\begin{aligned} \min_{\mathbf{B}, \mathbf{C}, \mathbf{G}} \quad & \max_{\mathbf{E}_k: \|\mathbf{E}_k\| \leq \delta_k, \forall k} \text{smse}(\mathbf{B}, \mathbf{C}, \mathbf{G}, \mathbf{E}) \\ \text{subject to} \quad & \text{tr}(\mathbf{B}\mathbf{B}^H) \leq P_{\max}. \end{aligned} \quad (29)$$

The above problem deals with the case where the true channel, unknown to the transmitter, may lie anywhere in the uncertainty region. In order to ensure, a priori, that MSE constraints are met for the actual channel, the precoder should be so designed that the constraints are met for all members of the uncertainty set. This, in effect, is a semiinfinite optimization problem [25], which in general is intractable. We show, in the following, that an appropriate transformation makes the problem in (29) tractable. We note that the problem in (29) can be written as

$$\begin{aligned} \min_{\mathbf{b}, \mathbf{c}, \mathbf{g}, t} \quad & \sum_{k=1}^M t_k \\ \text{subject to} \quad & \left\| \mathbf{D}_k (\hat{\mathbf{h}}_k + \mathbf{e}_k) - \bar{\mathbf{g}}_k \right\|^2 + \sigma_n^2 \|\mathbf{c}_k\|^2 \leq t_k, \\ & \forall \|\mathbf{e}_k\| \leq \delta_k, \quad 1 \leq k \leq M, \\ & \|\mathbf{b}\|^2 \leq P_{\max}, \end{aligned} \quad (30)$$

where $\mathbf{e}_k = \text{vec}(\mathbf{E}_k)$. The first constraint in (30) is convex in \mathbf{B} and \mathbf{G}_k for a fixed value of \mathbf{C}_k and vice versa, but not jointly convex in \mathbf{B} , \mathbf{G}_k and \mathbf{C}_k . Hence, to design the transceiver, we propose an iterative algorithm, wherein the optimization is performed alternately over $\{\mathbf{B}, \mathbf{G}\}$ and $\{\mathbf{C}\}$.

4.1.1. Robust Design of \mathbf{B} and \mathbf{G} Filters. For the design of the precoder matrix \mathbf{B} and the feedback filter \mathbf{G} for a fixed value of \mathbf{C} , the second term in the left hand side of the first constraint in (30) is not relevant, and hence we drop this term. Invoking the Schur Complement Lemma [26], and

dropping the second term, we can write the constraint in (30) as the following linear matrix inequality (LMI):

$$\begin{bmatrix} t_k & [\mathbf{D}_k(\hat{\mathbf{h}}_k + \mathbf{e}_k) - \bar{\mathbf{g}}_k]^H \\ [\mathbf{D}_k(\hat{\mathbf{h}}_k + \mathbf{e}_k) - \bar{\mathbf{g}}_k] & \mathbf{I} \end{bmatrix} \geq \mathbf{0}. \quad (31)$$

Hence, the robust precoder and feedback filter design problem, for a given \mathbf{C} , can be written as

$$\begin{aligned} & \min_{\mathbf{B}, \mathbf{G}, t} \sum_{k=1}^M t_k \\ & \text{subject to} \begin{bmatrix} t_k & [\mathbf{D}_k \mathbf{h}_k - \bar{\mathbf{g}}_k]^H \\ [\mathbf{D}_k \mathbf{h}_k - \bar{\mathbf{g}}_k] & \mathbf{I} \end{bmatrix} \geq \mathbf{0}, \quad (32) \\ & \forall \|\mathbf{e}_k\| \leq \delta_k, \quad 1 \leq k \leq M, \\ & \|\mathbf{b}\| \leq \sqrt{P_{\max}}, \end{aligned}$$

where $\mathbf{h}_k = \hat{\mathbf{h}}_k + \mathbf{e}_k$. From (31), the first constraint in (32) can be written as

$$\mathbf{A} \geq \mathbf{P}^H \mathbf{X} \mathbf{Q} + \mathbf{Q}^H \mathbf{X}^H \mathbf{P}, \quad (33)$$

where

$$\mathbf{A} = \begin{bmatrix} t_k & [\mathbf{D}_k \hat{\mathbf{h}}_k - \bar{\mathbf{g}}_k]^H \\ [\mathbf{D}_k \hat{\mathbf{h}}_k - \bar{\mathbf{g}}_k] & \mathbf{I} \end{bmatrix}, \quad (34)$$

$\mathbf{P} = [\mathbf{0} \ \mathbf{D}_k^H]$, $\mathbf{X} = \mathbf{e}_k$, and $\mathbf{Q} = -[1 \ \mathbf{0}]$. Having reformulated the constraint as in (33), we can invoke the following Lemma [27] to solve the problem in (32).

Lemma 1. Given matrices \mathbf{P} , \mathbf{Q} , \mathbf{A} with $\mathbf{A} = \mathbf{A}^H$,

$$\mathbf{A} \geq \mathbf{P}^H \mathbf{X} \mathbf{Q} + \mathbf{Q}^H \mathbf{X}^H \mathbf{P}, \quad \forall \mathbf{X} : \|\mathbf{X}\| \leq \rho, \quad (35)$$

if and only if $\exists \lambda \geq 0$ such that

$$\begin{bmatrix} \mathbf{A} - \lambda \mathbf{Q}^H \mathbf{Q} & -\rho \mathbf{P}^H \\ -\rho \mathbf{P} & \lambda \mathbf{I} \end{bmatrix} \geq \mathbf{0}. \quad (36)$$

Applying Lemma 1, we can formulate the robust precoder design problem as the following convex optimization problem:

$$\begin{aligned} & \min_{\mathbf{B}, \mathbf{G}, t, \beta} \sum_{k=1}^M t_k \\ & \text{subject to} \quad \mathbf{M}_k \geq \mathbf{0}, \quad \beta_k \geq 0, \quad \forall k, \quad (37) \\ & \|\mathbf{b}\| \leq \sqrt{P_{\max}}, \end{aligned}$$

where

$$\mathbf{M}_k = \begin{bmatrix} t_k - \beta_k & (\mathbf{D}_k \hat{\mathbf{h}}_k - \bar{\mathbf{g}}_k)^H & \mathbf{0} \\ (\mathbf{D}_k \hat{\mathbf{h}}_k - \bar{\mathbf{g}}_k) & \mathbf{I} & -\delta_k \mathbf{D}_k \\ \mathbf{0} & -\delta_k \mathbf{D}_k^H & \beta_k \mathbf{I} \end{bmatrix}. \quad (38)$$

4.1.2. Robust Design of Filter Matrix \mathbf{C} . In the previous subsection, we considered the design of the \mathbf{B} and \mathbf{G} matrices for a fixed \mathbf{C} . Here, we consider the robust design \mathbf{C} for given \mathbf{B} and \mathbf{G} . This design problem can be written as

$$\begin{aligned} & \min_{\mathbf{C}, t} \sum_{k=1}^M t_k \\ & \text{subject to} \quad \|\mathbf{D}_k(\hat{\mathbf{h}}_k + \mathbf{e}_k) - \bar{\mathbf{g}}_k\|^2 + \sigma_n^2 \|\mathbf{c}_k\|^2 \leq t_k, \quad (39) \\ & \forall \|\mathbf{e}_k\| \leq \delta_k, \quad 1 \leq k \leq M. \end{aligned}$$

Applying the Schur Complement Lemma, we can represent the first constraint in (39) as

$$\begin{bmatrix} t_k & [\mathbf{D}_k(\hat{\mathbf{h}}_k + \mathbf{e}_k) - \bar{\mathbf{g}}_k]^H \\ [\mathbf{D}_k(\hat{\mathbf{h}}_k + \mathbf{e}_k) - \bar{\mathbf{g}}_k] & \sigma_n \mathbf{c}_k \\ \sigma_n \mathbf{c}_k & \mathbf{I} \end{bmatrix} \geq \mathbf{0}. \quad (40)$$

The second inequality in the above problem, like in the precoder design problem, represents an infinite number of constraints. To make the problem in (39) tractable, we again invoke Lemma 1. Following the same procedure as in the precoder design, starting with (40), we can reformulate the robust receive filter design as the following convex optimization problem:

$$\min_{\mathbf{C}, t, \lambda} \sum_{k=1}^M t_k \quad (41)$$

$$\text{subject to} \quad \mathbf{N}_k \geq \mathbf{0}, \quad \forall k,$$

where

$$\mathbf{N}_k = \begin{bmatrix} t_k - \lambda_k & [\mathbf{D}_k \hat{\mathbf{h}}_k - \bar{\mathbf{g}}_k]^H & \mathbf{0} \\ [\mathbf{D}_k \hat{\mathbf{h}}_k - \bar{\mathbf{g}}_k] & \sigma_n \mathbf{c}_k & \\ \sigma_n \mathbf{c}_k & \mathbf{I} & -\delta_k \mathbf{\Gamma}_k \\ \mathbf{0} & -\delta_k \mathbf{\Gamma}_k^H & \lambda_k \mathbf{I} \end{bmatrix}, \quad (42)$$

$$\text{where } \mathbf{\Gamma}_k = \begin{bmatrix} \mathbf{D}_k \\ \mathbf{0} \end{bmatrix}.$$

4.1.3. Iterative Algorithm to Solve (29). In the previous subsections, we described the design of \mathbf{B} and \mathbf{G} for a given \mathbf{C} , and vice versa. Here, we present the proposed iterative algorithm for the minimization of the SMSE under a constraint on the total BS transmit power, when the CSIT error follows NBE model. The algorithm alternates between the optimizations of the precoder/feedback filter and receive filter described in the previous subsections. At the $(n+1)$ th iteration, the value of \mathbf{B} , denoted by \mathbf{B}^{n+1} , is the solution to problem (37), and hence satisfies the BS transmit power

constraint. Having computed $\mathbf{B}^{n+1}, \mathbf{C}^{n+1}$ is the solution to the problem in (41). So $J(\mathbf{B}^{n+1}, \mathbf{C}^{n+1}) \leq J(\mathbf{B}^{n+1}, \mathbf{C}^n) \leq J(\mathbf{B}^n, \mathbf{C}^n)$, where

$$J(\mathbf{B}, \mathbf{C}) = \max_{\|\mathbf{E}_k\| < \delta_k, \forall k} \{\text{smse}(\mathbf{B}, \mathbf{C}, \mathbf{G}, \mathbf{E})\}. \quad (43)$$

The monotonically decreasing nature of $J(\mathbf{B}^n, \mathbf{C}^n)$, together with the fact that $J(\mathbf{B}^n, \mathbf{C}^n)$ is lower-bounded, implies that the proposed algorithm converges to a limit as $n \rightarrow \infty$. The iteration is terminated when the norm of the difference in the results of consecutive iterations are below a threshold or when the maximum number of iterations is reached. This algorithm is not guaranteed to converge to the global minimum.

4.1.4. Transceiver Design with Per-Antenna Power Constraints. As each antenna at the BS usually has its own amplifier, it is important to consider transceiver design with constraints on power transmitted from each antenna. A precoder design for multiuser MISO downlink with per-antenna power constraint with perfect CSIT was considered in [28]. Here, we incorporate per-antenna power constraint in the proposed robust transceiver design. For this, only the precoder matrix design (37) has to be modified by including the constraints on power transmitted from each antenna as given below:

$$\begin{aligned} \min_{\mathbf{b}} \quad & \sum_{k=1}^M t_k \\ \text{subject to} \quad & \mathbf{M}_k \geq \mathbf{0} \quad \forall k, \\ & \|\phi_k \mathbf{B}\|^2 \leq P_k, \quad 1 \leq k \leq M, \end{aligned} \quad (44)$$

where $\phi_k = [\mathbf{0}_{1 \times k-1} \quad 1 \quad \mathbf{0}_{1 \times N_i - k}]$. The receive filter can be computed using (41).

4.2. Robust MSE-Constrained Transceiver Design. Transceiver designs that satisfy QoS constraints are of interest. Such designs in the context of multiuser MISO downlink with perfect CSI have been reported in literature [29–31]. Robust linear precoder designs for MISO downlink with SINR constraints are described in [32]. Here, we address the problem of robust THP transceiver design for multiuser MIMO with MSE constraints in the presence of CSI imperfections. THP designs are of interest because of their better performance compared to the linear designs.

When the CSIT is perfect, the transceiver design under MSE constraints can be written as

$$\begin{aligned} \min_{\mathbf{B}, \mathbf{G}, \mathbf{C}} \quad & \text{tr}(\mathbf{B}\mathbf{B}^H) \\ \text{subject to} \quad & \epsilon_k \leq \eta_k, \quad 1 \leq k \leq M, \end{aligned} \quad (45)$$

where η_k is the maximum allowed MSE at k th user terminal. This problem can be written as the following optimization problem:

$$\begin{aligned} \min_{\mathbf{B}, \mathbf{G}, \mathbf{C}, r} \quad & r \\ \text{subject to} \quad & \|\mathbf{D}_k \mathbf{h}_k - \bar{\mathbf{g}}_k\|^2 + \sigma_n^2 \|\mathbf{c}_k\|^2 \leq \eta_k, \quad 1 \leq k \leq M, \\ & \|\mathbf{b}\|^2 \leq r, \end{aligned} \quad (46)$$

where r is a slack variable. With the NBE model of imperfect CSI, the robust transceiver design with MSE constraints can be written as

$$\begin{aligned} \min_{\mathbf{b}, \mathbf{g}, \mathbf{c}, r} \quad & r \\ \text{subject to} \quad & \|\mathbf{D}_k \mathbf{h}_k - \bar{\mathbf{g}}_k\|^2 + \sigma_n^2 \|\mathbf{c}_k\|^2 \leq \eta_k, \\ & \forall \mathbf{h}_k \in \mathcal{R}_k, \quad 1 \leq k \leq M, \\ & \|\mathbf{b}\|^2 \leq r. \end{aligned} \quad (47)$$

In the above problem, the true channel, unknown to the transmitter, may lie anywhere in the uncertainty region. The transceiver should be so designed that the constraints are met for all members of the uncertainty set, \mathcal{R}_k . This again, in the present form, is a semiinfinite optimization problem. In the following, we present a transformation that makes the problem in (47) tractable.

The optimization problem in (47) is not jointly convex in \mathbf{b}, \mathbf{g} , and \mathbf{c} . But, for fixed \mathbf{c} , it is convex in \mathbf{b} and \mathbf{g} , and vice versa. So, in order to solve this problem, we propose an alternating optimization algorithm, wherein each iteration solves two subproblems. For the case of single antenna users (i.e., MISO), a solution based on nonalternating approach is presented in [19]. The first subproblem in the proposed alternating optimization algorithm is given below, which involves the optimization over $\{\mathbf{b}, \mathbf{g}\}$ for fixed \mathbf{c} :

$$\begin{aligned} \min_{\mathbf{b}, \mathbf{g}, r} \quad & r \\ \text{subject to} \quad & \|\mathbf{D}_k \mathbf{h}_k - \bar{\mathbf{g}}_k\|^2 + \sigma_n^2 \|\mathbf{c}_k\|^2 \leq \eta_k, \\ & \forall \mathbf{h}_k \in \mathcal{R}_k, \quad 1 \leq k \leq M, \\ & \|\mathbf{b}\|^2 \leq r. \end{aligned} \quad (48)$$

The second subproblem involves optimization over $\{\mathbf{c}\}$ for fixed $\{\mathbf{b}, \mathbf{g}\}$, as given below

$$\begin{aligned} \min_{\mathbf{c}, s_1, \dots, s_M} \quad & s_k \\ \text{subject to} \quad & \|\mathbf{D}_k \mathbf{h}_k - \bar{\mathbf{g}}_k\|^2 + \sigma_n^2 \|\mathbf{c}_k\|^2 \leq s_k, \\ & \forall \mathbf{h}_k \in \mathcal{R}_k, \quad 1 \leq k \leq M, \end{aligned} \quad (49)$$

where s_1, \dots, s_M are slack variables. The first subproblem can be expressed as a semidefinite program (SDP), which is a

convex optimization problem that can be solved efficiently [23]. Towards this end, we reformulate the problem in (48) as the following SDP:

$$\begin{aligned}
& \min_{\mathbf{b}, \mathbf{g}, r} \quad r \\
& \text{subject to} \quad \begin{bmatrix} \eta_k & \begin{bmatrix} \mathbf{D}_k(\hat{\mathbf{h}}_k + \mathbf{e}_k) - \bar{\mathbf{g}}_k \\ \sigma_n \mathbf{c}_k \end{bmatrix}^H \\ \begin{bmatrix} \mathbf{D}_k(\hat{\mathbf{h}}_k + \mathbf{e}_k) - \bar{\mathbf{g}}_k \\ \sigma_n \mathbf{c}_k \end{bmatrix} & \mathbf{I} \end{bmatrix} \succeq \mathbf{0}, \\
& \quad \forall \|\mathbf{e}_k\| \leq \delta_k, \quad 1 \leq k \leq M, \\
& \quad \|\mathbf{b}\| < r,
\end{aligned} \tag{50}$$

where r is a slack variable. In the reformulation given above, we have transformed the first constraint in (48) into an LMI using the Schur Complement Lemma [26].

We can show that the LMI in (50) is equivalent to

$$\mathbf{A} \succeq \mathbf{P}^H \mathbf{X} \mathbf{Q} + \mathbf{Q}^H \mathbf{X}^H \mathbf{P}, \tag{51}$$

where

$$\mathbf{A} = \begin{bmatrix} \eta_k & \begin{bmatrix} \mathbf{D}_k \hat{\mathbf{h}}_k - \bar{\mathbf{g}}_k \\ \sigma_n \mathbf{c}_k \end{bmatrix}^H \\ \begin{bmatrix} \mathbf{D}_k \hat{\mathbf{h}}_k - \bar{\mathbf{g}}_k \\ \sigma_n \mathbf{c}_k \end{bmatrix} & \mathbf{I} \end{bmatrix}, \tag{52}$$

$\mathbf{P} = [\mathbf{0} \quad \Gamma_k^H]$, $\mathbf{X} = \mathbf{e}_k$, $\mathbf{Q} = -[1 \quad \mathbf{0}]$, and $\Gamma_k = \begin{bmatrix} \mathbf{D}_k \\ \mathbf{0} \end{bmatrix}$. Application of Lemma 1 to (51) and (50), as in Section 4.1, leads to the following SDP formulation of the first subproblem:

$$\begin{aligned}
& \min_{\mathbf{B}, \mathbf{G}, r, \beta} \quad r \\
& \text{subject to} \quad \begin{bmatrix} \eta_k - \beta_k & \begin{bmatrix} (\mathbf{D}_k \hat{\mathbf{h}}_k - \bar{\mathbf{g}}_k)^H \\ \sigma_n \mathbf{c}_k \end{bmatrix} & \mathbf{0} \\ \begin{bmatrix} \mathbf{D}_k \hat{\mathbf{h}}_k - \bar{\mathbf{g}}_k \\ \sigma_n \mathbf{c}_k \end{bmatrix} & \mathbf{I} & -\delta_k \Gamma_k \\ \mathbf{0} & -\delta_k \Gamma_k^H & \beta_k \mathbf{I} \end{bmatrix} \succeq \mathbf{0}, \\
& \quad \beta_k \geq 0, \quad \forall k, \\
& \quad \|\mathbf{b}\| \leq r.
\end{aligned} \tag{53}$$

Following a similar approach, it is easy to see that the second subproblem can be formulated as the following convex optimization program:

$$\begin{aligned}
& \min_{\mathbf{c}, s, \mu} \quad s_k \\
& \text{subject to} \quad \begin{bmatrix} s_k - \mu_k & \begin{bmatrix} (\mathbf{D}_k \hat{\mathbf{h}}_k - \bar{\mathbf{g}}_k)^H \\ \sigma_n \mathbf{c}_k \end{bmatrix} & \mathbf{0} \\ \begin{bmatrix} \mathbf{D}_k \hat{\mathbf{h}}_k - \bar{\mathbf{g}}_k \\ \sigma_n \mathbf{c}_k \end{bmatrix} & \mathbf{I} & -\delta_k \Gamma_k \\ \mathbf{0} & -\delta_k \Gamma_k^H & \mu_k \mathbf{I} \end{bmatrix} \succeq \mathbf{0}, \\
& \quad \mu_k \geq 0, \quad \forall k.
\end{aligned} \tag{54}$$

The proposed robust MSE-constrained transceiver design algorithm alternates over both subproblems. In the next subsection, we show that this algorithm converges to a limit.

4.2.1. Convergence. At the $(n+1)$ th iteration, we compute \mathbf{b}^{n+1} and \mathbf{g}^{n+1} by solving the first subproblem with fixed \mathbf{c}^n . We assume that this subproblem is feasible, otherwise the iteration terminates. The solution of this subproblem results in \mathbf{b}^{n+1} and \mathbf{g}^{n+1} such that $f_k(\mathbf{b}^{n+1}, \mathbf{g}_k^{n+1}, \mathbf{c}_k^n) \leq \eta_k$, $1 \leq k \leq M$, where

$$f_k = \max_{\mathbf{h}_k: \mathbf{h}_k \in \mathcal{R}_k} \epsilon_k. \tag{55}$$

Also, the transmit power $P_T^{n+1} = \|\mathbf{b}^{n+1}\|^2 \leq \|\mathbf{b}^n\|^2$. Solving the second subproblem in the $n+1$ th iteration, we obtain \mathbf{c}^{n+1} such that

$$f_k(\mathbf{b}^{n+1}, \mathbf{g}_k^{n+1}, \mathbf{c}_k^{n+1}) \leq f_k(\mathbf{b}^{n+1}, \mathbf{g}_k^{n+1}, \mathbf{c}_k^n). \tag{56}$$

Since the transmit power P_T is lower-bounded and monotonically decreasing, we conclude that the sequence $\{P_T^n\}$ converges to a limit as the iteration proceeds.

4.3. Robust MSE-Balancing Transceiver Design. We next consider the problem of MSE-balancing under a constraint on the total BS transmit power in the presence of CSI imperfections. When the CSI is known perfectly, the problem of MSE-balancing can be written as

$$\begin{aligned}
& \min_{\mathbf{B}, \mathbf{G}, \mathbf{C}} \quad \max_k \epsilon_k \\
& \text{subject to} \quad \text{tr}(\mathbf{B}\mathbf{B}^H) \leq P_{\max}.
\end{aligned} \tag{57}$$

This problem is related to the SINR-balancing problem due to the inverse relationship that exists between the MSE and SINR. The MSE-balancing problem in the context of MISO downlink with perfect CSI has been addressed in [30, 33]. Here, we consider the MSE-balancing problem in a multiuser MIMO downlink with THP in the presence of CSI errors. When the CSI is imperfect with NBE model, this problem

can be written as the following convex optimization problem with infinite constraints:

$$\begin{aligned}
 & \min_{\mathbf{b}, \mathbf{g}, \mathbf{c}, r} \quad r \\
 & \text{subject to} \quad \left\| \begin{bmatrix} \mathbf{D}_k \mathbf{h}_k - \bar{\mathbf{g}}_k \\ \sigma_n \mathbf{c}_k \end{bmatrix} \right\|^2 \leq r, \quad \forall \mathbf{h}_k \in \mathcal{R}_k, \\
 & \quad 1 \leq k \leq M, \\
 & \quad \|\mathbf{b}\| < \sqrt{P_{\max}}.
 \end{aligned} \tag{58}$$

An iterative algorithm, as in Section 4.2, which involves the solution of two subproblems in each iteration can be adopted to solve the above problem. Transforming the first constraint into an LMI by Schur Complement Lemma, and then applying Lemma 1, we can see that the first subproblem which involves optimization over \mathbf{b} and \mathbf{g} , for fixed \mathbf{c} , is equivalent to the following convex optimization problem:

$$\begin{aligned}
 & \min_{\mathbf{b}, \mathbf{g}, r, \mu} \quad r \\
 & \text{subject to} \quad \begin{bmatrix} r - \mu_k & \begin{bmatrix} (\mathbf{D}_k \hat{\mathbf{h}}_k - \bar{\mathbf{g}}_k)^H \\ \sigma_n \mathbf{c}_k \end{bmatrix} \\ \begin{bmatrix} \mathbf{D}_k \hat{\mathbf{h}}_k - \bar{\mathbf{g}}_k \\ \sigma_n \mathbf{c}_k \\ \mathbf{0} \end{bmatrix} & \begin{bmatrix} \mathbf{0} \\ \mathbf{I} \\ -\delta_k \mathbf{\Gamma}_k^H \\ -\delta_k \mathbf{\Gamma}_k^H \\ \mu_k \mathbf{I} \end{bmatrix} \end{bmatrix} \geq \mathbf{0}, \\
 & \quad 1 \leq k \leq M, \\
 & \quad \|\mathbf{b}\| < \sqrt{P_{\max}}.
 \end{aligned} \tag{59}$$

The second subproblem which involves optimization over \mathbf{c} , for fixed \mathbf{b} and \mathbf{g} can be reformulated as in (49). By similar arguments as in the MSE-constrained problem, we can see that this iterative algorithm converges to a limit.

5. Simulation Results

In this section, we present the performance of the proposed robust THP transceiver algorithms, evaluated through simulations. We compare the performance of the proposed robust designs with those of the nonrobust transceiver designs as well as robust linear transceiver designs reported in the recent literature. The channel is assumed to undergo flat Rayleigh fading, that is, the elements of the channel matrices \mathbf{H}_k , $1 \leq k \leq M$, are assumed to be independent and identically distributed (i.i.d) complex Gaussian with zero mean and unit variance. The noise variables at each antenna of each user terminal are assumed to be zero-mean complex Gaussian. In all the simulations, all relevant matrices are initialized as unity matrices. The convergence threshold is set as 10^{-3} .

First, we consider the performance of the robust transceiver design presented in Section 3 for the stochastic CSIT error model. We consider a system with the BS transmitting $L = 2$ data streams each to $M = 3$ users.

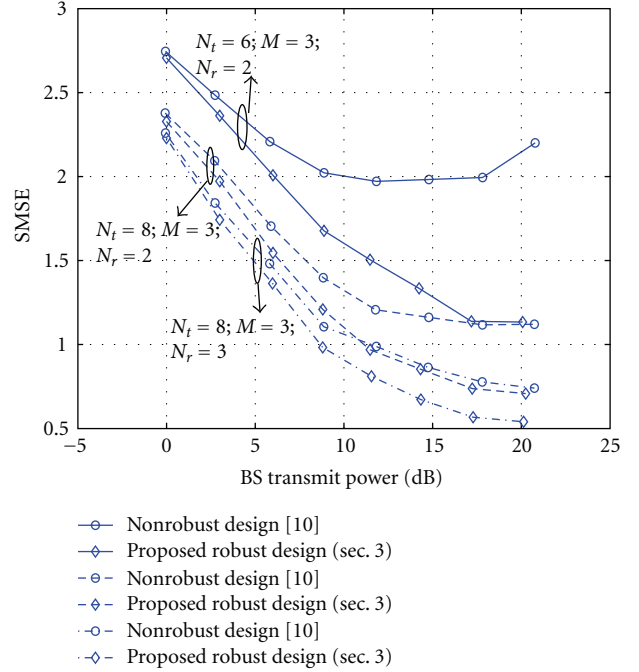


FIGURE 2: SMSE versus BS transmit power ($P_T = \|\mathbf{B}\|_F^2$) performance of the proposed robust design in Section 3 for the SE model. $N_t = 8, 6, M = 3, N_{r1} = N_{r2} = N_{r3} = 2, L_1 = L_2 = L_3 = 2, \sigma_n^2 = 1$, and $\sigma_E^2 = 0.1$. Proposed robust design in Section 3 outperforms the nonrobust design in [10].

In Figure 2, we present the simulated SMSE performances of the proposed robust design and those of the nonrobust design proposed in [10] for different numbers of transmit antennas at the BS and receive antennas at the user terminals. Specifically, we consider three configurations: (i) $N_t = 6, N_r = 2$, (ii) $N_t = 8, N_r = 2$, and (iii) $N_t = 8, N_r = 3$. We use $\sigma_E^2 = 0.1$ in all the three configurations. From Figure 2, it can be observed that, in all the three configurations, the proposed robust design clearly outperforms the nonrobust design in [10]. Comparing the results for $N_t = 6$ and $N_t = 8$, we find that the difference between the nonrobust design and the proposed robust design decreases when more transmit antennas are provided. A similar effect is observed for increase in number of receive antennas for fixed number of transmit antennas. It is also found that the difference between the performance of these algorithms increases as the SNR increases. This is observable in (17), where the second term shows the effect of the CSIT error variance amplified by the transmit power. In Figure 3, we illustrate the SMSE performance as a function of different channel estimation error variances, σ_E^2 , for similar system parameter settings as in Figure 2. In Figure 3 also, we observe that the proposed robust design performs better than the nonrobust design in the presence of CSIT error; the larger the estimation error variance, the higher the performance improvement due to robustification in the proposed algorithm.

Next, we present the performance of the robust transceiver designs proposed in Section 4 for the norm-bound model of CSIT error. Figure 4 shows the SMSE

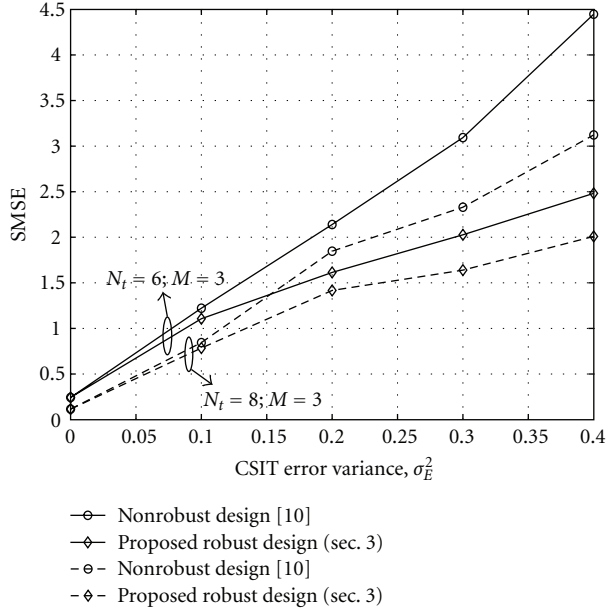


FIGURE 3: SMSE versus CSIT error variance (σ_E^2) performance of the proposed robust design in Section 3 for the SE model. $N_t = 6, 8$, $M = 3$, $N_{r_1} = N_{r_2} = N_{r_3} = 2$, $L_1 = L_2 = L_3 = 2$, $P_{\max} = 15$ dB, $\sigma_n^2 = 1$. Larger the value of σ_E^2 , higher is the performance improvement due to the proposed design in Section 3 compared to the nonrobust design in [10].

performance of the proposed design in Section 4.1 as a function of the CSIT uncertainty size, δ , for the following system settings: $N_t = 6, 4$, $M = 2$, $N_{r_1} = N_{r_2} = N_{r_3} = 2$, $L_1 = L_2 = L_3 = 2$, $\delta_1 = \delta_2 = \delta$, $P_{\max} = 15$ dB, and $\sigma_n^2 = 0.1$. It is seen that the proposed design in Section 4.1 is able to provide improved performance compared to the nonrobust transceiver design in [10], and this improvement gets increasingly better for increasing values of the CSIT uncertainty size, δ . In Figure 5, we illustrate the performance of the robust MSE-constrained design proposed in Section 4.2 for the following set of system parameters: $N_t = 4, 6$, $M = 2$, $N_{r_1} = N_{r_2} = 2$, $L_1 = L_2 = 2$, and $\delta_1 = \delta_2 = \delta = 0.05, 0.1$. We plot the total BS transmit power, $P_T = \|\mathbf{B}\|_F^2$, required to achieve a certain maximum allowed MSE at the user terminals, $\eta_1 = \eta_2 = \eta$. As expected, as the maximum allowed MSE is increased, the required total BS transmit power decreases. For comparison purposes, we have also shown the plots for the robust *linear* transceiver design presented in [20] for the same NBE model. It can be seen that the proposed THP transceiver design needs lesser total BS transmit power than the robust linear transceiver in [20] for a given maximum allowed MSE. The improvement in performance over robust linear transceiver is more when the maximum allowed MSE is small.

Further, in Figure 6, we present the total BS transmit power required to meet MSE constraints at user terminals for different values of CSIT uncertainty size $\delta_1 = \delta_2 = \delta$, for $N_t = 4, M = 2$, $N_{r_1} = N_{r_2} = 2$, $L_1 = L_2 = 2$, and maximum allowed MSEs $\eta_1 = \eta_2 = \eta = 0.1, 0.2, 0.3$. As can be seen from Figure 6, the proposed robust THP transceiver design in Section 4.2 meets the desired MSE constraints

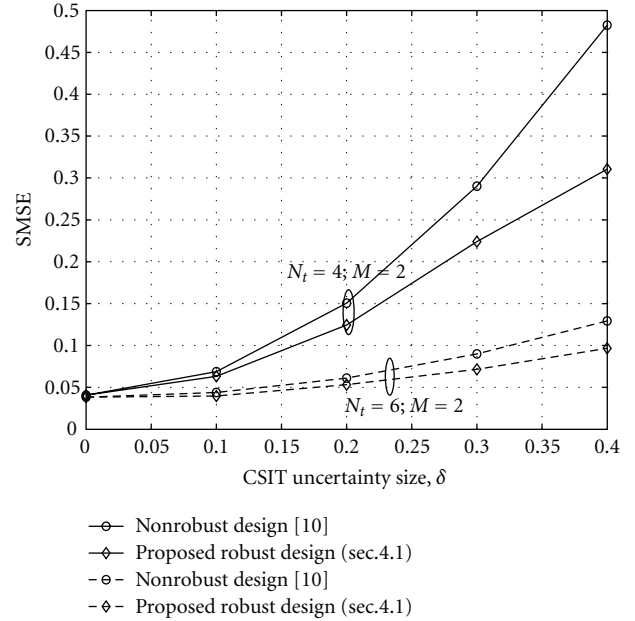


FIGURE 4: SMSE versus CSIT uncertainty size (δ) performance of the proposed robust design in Section 4.1 for the NBE model. $N_t = 6, 4$, $M = 2$, $N_{r_1} = N_{r_2} = N_{r_3} = 2$, $L_1 = L_2 = L_3 = 2$, $\delta_1 = \delta_2 = \delta$, $P_{\max} = 15$ dB, $\sigma_n^2 = 0.1$. Proposed robust design in Section 4.1 performs better than the design in [10].

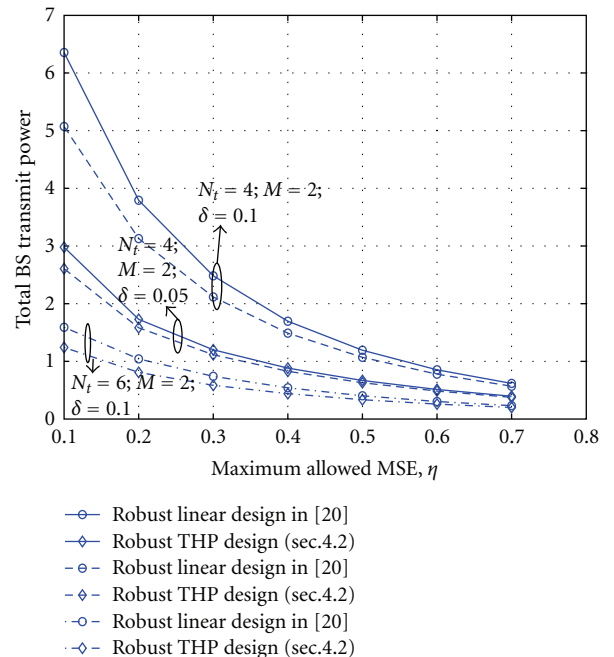


FIGURE 5: Total BS transmit power ($P_T = \|\mathbf{B}\|_F^2$) required as a function of maximum allowed MSE at the user terminals ($\eta_1 = \eta_2 = \eta$) in the proposed robust design in Section 4.2 for the NBE model. $N_t = 4, 6$, $M = 2$, $N_{r_1} = N_{r_2} = 2$, $L_1 = L_2 = 2$, CSIT uncertainty range $\delta_1 = \delta_2 = \delta = 0.05, 0.1$. Proposed robust THP transceiver design in Section 4.2 requires lesser BS transmit power to meet the MSE constraints at the user terminals than the robust linear transceiver design in [20].

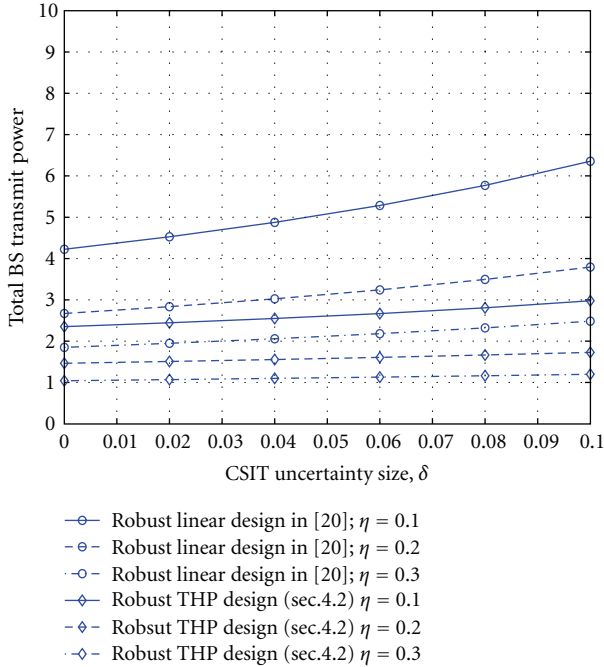


FIGURE 6: Total BS transmit power ($P_T = \|\mathbf{B}\|_F^2$) required as a function of CSIT uncertainty size, δ , to meet MSE constraints in the proposed robust design in Section 4.2 for the NBE model. $N_t = 4$, $M = 2$, $N_{r_1} = N_{r_2} = 2$, $L_1 = L_2 = 2$, maximum allowed MSEs $\eta_1 = \eta_2 = \eta = 0.1, 0.2, 0.3$, and $\delta_1 = \delta_2 = \delta$. Proposed robust THP transceiver design requires lesser BS transmit power than the robust linear transceiver design in [20].

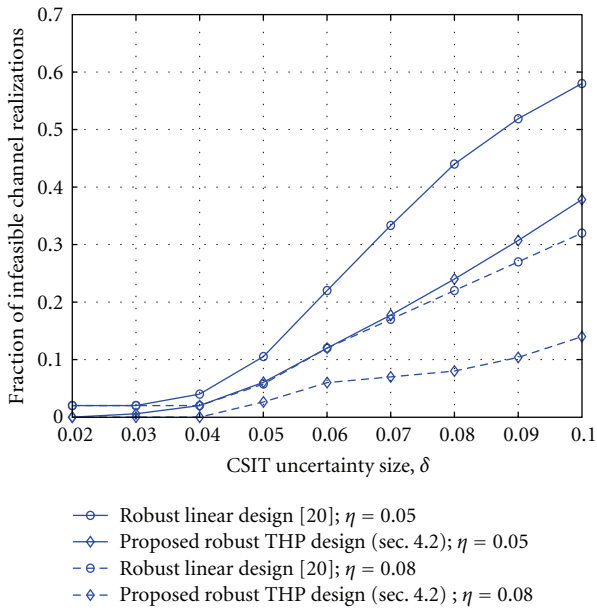


FIGURE 7: Fraction of infeasible channel realizations for different values of CSIT uncertainty size $\delta_1 = \delta_2 = \delta$ in the proposed robust design in Section 4.2 for the NBE model. $N_t = 4$, $M = 2$, $N_{r_1} = N_{r_2} = 2$, $L_1 = L_2 = 2$, and $\eta_1 = \eta_2 = \eta = 0.05, 0.08$. Proposed robust THP transceiver design in Section 4.2 has lesser infeasible channel realizations than the robust linear design in [20].

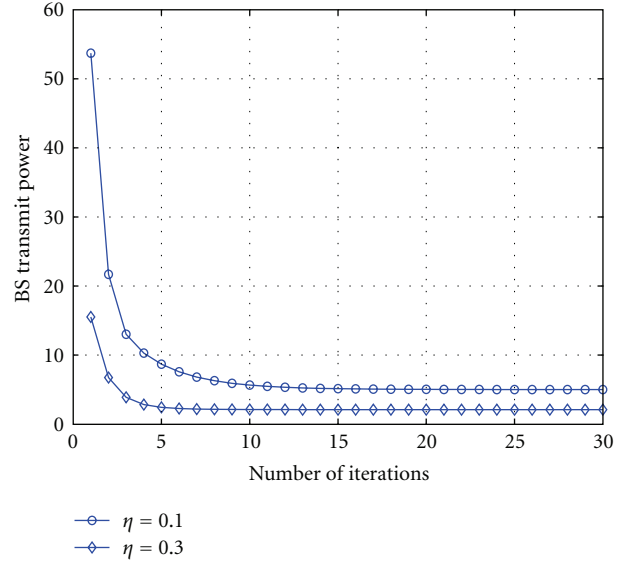


FIGURE 8: Convergence behavior of the proposed robust THP transceiver design in Section 4.2. CSIT uncertainty size $\delta_1 = \delta_2 = \delta = 0.1$. $N_t = 4$, $M = 2$, $N_{r_1} = N_{r_2} = 2$, $L_1 = L_2 = 2$, and $\eta_1 = \eta_2 = \eta = 0.1, 0.3$.

with much less BS transmit power compared to the robust linear transceiver in [20]. We note that infeasibility of robust transceiver design for certain realizations of channels is an issue in robust designs with MSE constraints. In Figure 7, we show the performance of the proposed THP transceiver design in Section 4.2, in terms of the fraction of channel realizations for which the design is infeasible for $N_t = 4$, $M = 2$, $N_{r_1} = N_{r_2} = 2$, and different values of δ and η . It is seen that the fraction of infeasible channel realizations in case of the proposed THP transceiver is much less compared to that in case of the linear transceiver in [20]. For example, for CSIT uncertainty size $\delta_1 = \delta_2 = \delta = 0.08$ and user MSE $\eta_1 = \eta_2 = \eta = 0.05$, the linear transceiver design fails to produce a feasible solution in about 44% cases, whereas the proposed THP transceiver design fails only in about 24% cases. In Figure 8, we show the convergence behavior of the proposed design. The number of iterations to converge depends on the MSE constraints. Stricter MSE constraints lead to larger number of iterations to converge. For example, when the MSE constraint is $\eta = 0.3$, the algorithm converges in around 6 iterations. Whereas, for $\eta = 0.1$, it takes around 12 iterations to converge.

Finally, in Figure 9, we present the performance of the proposed robust MSE-balancing transceiver design in Section 4.3 for $N_t = 4$, $M = 2$, $N_{r_1} = N_{r_2} = 2$, $L_1 = L_2 = 2$, $\delta_1 = \delta_2 = \delta = 0.02, 0.1, 0.15$. The min-max MSE plots as a function of total BS transmit power constraint are shown. The corresponding plots for the robust linear transceiver in [20] are also shown. The results in Figure 9 show that, for the same BS transmit power constraint, the proposed robust design in Section 4.3 achieves lower min-max MSE compared to the robust linear transceiver design in [20].

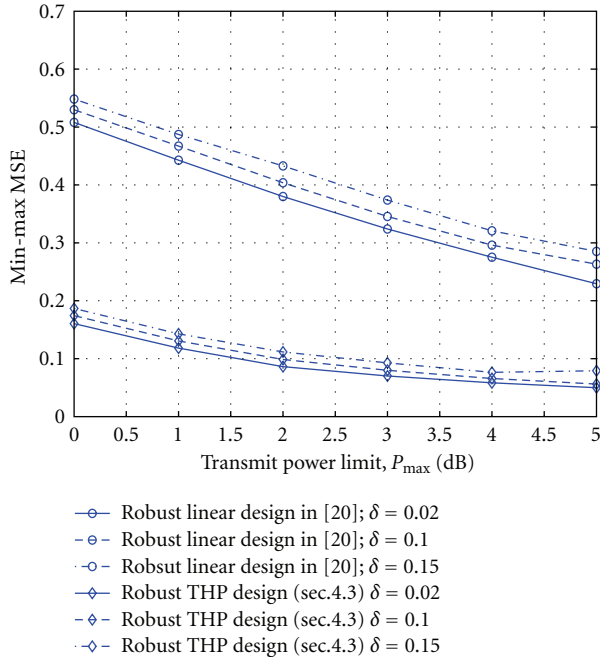


FIGURE 9: Min-max MSE versus total BS transmit power limit, P_{\max} , in the proposed robust design in Section 4.3 for the NBE model. $N_t = 4$, $M = 2$, $N_{r_1} = N_{r_2} = 2$, $L_1 = L_2 = 2$, $\delta_1 = \delta_2 = \delta = 0.02, 0.1, 0.15$. Proposed robust THP transceiver design in Section 4.3 performs better than the robust linear design in [20].

6. Conclusions

We proposed robust THP transceiver designs that jointly optimize the THP precoder and receiver filters in multiuser MIMO downlink in the presence of imperfect CSI at the transmitter. We considered these transceiver designs under SE and NBE models for CSIT errors. For the SE model, we proposed a minimum SMSE transceiver design. For the NBE model, we proposed three robust designs, namely, minimum SMSE design, MSE-constrained design, and MSE-balancing design. We presented iterative algorithms to solve these robust design problems. The iterative algorithms involved solution of subproblems, which either have analytical solutions or can be formulated as convex optimization problems that can be solved efficiently. Through simulation results we illustrated the superior performance of the proposed robust designs compared to nonrobust designs as well as robust linear transceiver designs that have been reported recently in literature.

Acknowledgments

This work in part was presented in IEEE Wireless Communication and Networking Conference (WCNC'09), Budapest, Hungary, April 2009. This work was supported in part by the DRDO-IISc Program on Advanced Research in Mathematical Engineering.

References

- [1] D. Tse and P. Viswanath, *Fundamentals of Wireless Communication*, Cambridge University Press, Cambridge, UK, 2006.
- [2] H. Bolcskei, D. Gesbert, C. B. Papadias, and A.-J. van der Veen, *Space-Time Wireless Systems: From Array Processing to MIMO Communications*, Cambridge University Press, Cambridge, UK, 2006.
- [3] Q. H. Spencer, A. L. Swindlehurst, and M. Haardt, "Zero-forcing methods for downlink spatial multiplexing in multiuser MIMO channels," *IEEE Transactions on Signal Processing*, vol. 52, no. 2, pp. 461–471, 2004.
- [4] K. Kusume, M. Joham, W. Utschick, and G. Bauch, "Efficient Tomlinson-Harashima precoding for spatial multiplexing on flat MIMO channel," in *Proceedings of the IEEE International Conference on Communications (ICC '05)*, vol. 3, pp. 2021–2025, May 2005.
- [5] R. Doostnejad, T. J. Lim, and E. Sousa, "Joint precoding and beamforming design for the downlink in a multiuser MIMO system," in *Proceedings of the IEEE International Conference on Wireless and Mobile Computing, Networking and Communications (WiMob '05)*, vol. 1, pp. 153–159, August 2005.
- [6] B. Bandemer, M. Haardt, and S. Visuri, "Linear MMSE multiuser MIMO downlink precoding for users with multiple antennas," in *Proceedings of the IEEE Personal, Indoor and Mobile Radio Communications Symposium (PIMRC '06)*, pp. 1–5, September 2006.
- [7] J. Zhang, Y. Wu, S. Zhou, and J. Wang, "Joint linear transmitter and receiver design for the downlink of multiuser MIMO systems," *IEEE Communications Letters*, vol. 9, no. 11, pp. 991–993, 2005.
- [8] S. Shi, M. Schubert, and H. Boche, "Downlink MMSE transceiver optimization for multiuser MIMO systems: duality and sum-MSE minimization," *IEEE Transactions on Signal Processing*, vol. 55, no. 11, pp. 5436–5446, 2007.
- [9] A. Mezghani, M. Joham, R. Hunger, and W. Utschick, "Transceiver design for multiuser MIMO systems," in *Proceedings of the International Workshop on Smart Antennas (WSA '06)*, March 2006.
- [10] A. Mezghani, M. Joham, R. Hunger, and W. Utschick, "Iterative THP transceiver optimization for multiuser MIMO systems based on weighted sum-MSE minimization," in *Proceedings of the IEEE International Workshop on Signal Processing Advances in Wireless Communications (SPAWC '06)*, July 2006.
- [11] S. Shi, M. Schubert, and H. Boche, "Downlink MMSE transceiver optimization for multiuser MIMO systems: MMSE balancing," *IEEE Transactions on Signal Processing*, vol. 56, no. 8, pp. 3702–3712, 2008.
- [12] R. Doostnejad, T. J. Lim, and E. Sousa, "Precoding for the MIMO broadcast channels with multiple antennas at each receiver," in *Proceedings of the Conference on Information Sciences and Systems (CISS '05)*, John Hopkins University, March 2005.
- [13] N. Jindal, "MIMO broadcast channels with finite rate feedback," in *Proceedings of the IEEE Global Telecommunications Conference (GLOBECOM '05)*, November 2005.
- [14] R. Hunger, F. A. Dietrich, M. Joham, and W. Utschick, "Robust transmit zero-forcing filters," in *Proceedings of the ITG Workshop on Smart Antennas*, pp. 130–137, Munich, Germany, March 2004.

- [15] M. B. Shenoouda and T. N. Davidson, "Convex conic formulations of robust downlink precoder designs with quality of service constraints," *IEEE Journal on Selected Topics in Signal Processing*, vol. 1, no. 4, pp. 714–724, 2007.
- [16] M. Biguesh, S. Shahbazpanahi, and A. B. Gershman, "Robust downlink power control in wireless cellular systems," *EURASIP Journal on Wireless Communications and Networking*, vol. 2004, no. 2, pp. 261–272, 2004.
- [17] M. Payaro, A. Pascual-Iserte, and M. A. Lagunas, "Robust power allocation designs for multiuser and multi-antenna downlink communication systems through convex optimization," *IEEE Journal on Selected Areas in Communications*, vol. 25, pp. 1392–1401, 2007.
- [18] N. Vucic and H. Boche, "Robust QoS-constrained optimization of downlink multiuser MISO systems," *IEEE Transactions on Signal Processing*, vol. 57, no. 2, pp. 714–725, 2009.
- [19] M. B. Shenoouda and T.N. Davidson, "Non-linear and linear broadcasting with QoS requirements: tractable approaches for bounded channel uncertainties," *IEEE Transactions on Signal Processing*, vol. 57, no. 5, pp. 1936–1947, 2009, <http://arxiv.org/abs/0712.1659>.
- [20] N. Vucic, H. Boche, and S. Shi, "Robust transceiver optimization in downlink multiuser MIMO systems with channel uncertainty," in *Proceedings of the IEEE International Conference on Communications (ICC '08)*, pp. 3516–3520, May 2008.
- [21] A. Pascual-Iserte, D. P. Palomar, A. I. Perez-Neira, and M. A. Lagunas, "A robust maximin approach for MIMO communications with imperfect channel state information based on convex optimization," *IEEE Transactions on Signal Processing*, vol. 54, no. 1, pp. 346–360, 2006.
- [22] R. F. H. Fischer, *Precoding and Signal Shaping for Digital Transmission*, John Wiley & Sons, New York, NY, USA, 2002.
- [23] S. Boyd and L. Vandenberghe, *Convex Optimization*, Cambridge University Press, Cambridge, UK, 2004.
- [24] J. F. Sturm, "Using SeDuMi 1.02, a MATLAB toolbox for optimization over symmetric cones," *Optimization Methods and Software*, vol. 11, no. 1, pp. 625–653, 1999.
- [25] A. Ben-Tal and A. Nemirovski, "Selected topics in robust convex optimization," *Mathematical Programming*, vol. 112, no. 1, pp. 125–158, 2008.
- [26] R. A. Horn and C. R. Johnson, *Matrix Analysis*, Cambridge University Press, Cambridge, UK, 1985.
- [27] Y. C. Eldar, A. Ben-Tal, and A. Nemirovski, "Robust mean-squared error estimation in the presence of model uncertainties," *IEEE Transactions on Signal Processing*, vol. 53, no. 1, pp. 168–181, 2005.
- [28] W. Yu and T. Lan, "Transmitter optimization for the multi-antenna downlink with per-antenna power constraints," *IEEE Transactions on Signal Processing*, vol. 55, no. 6, pp. 2646–2660, 2007.
- [29] A. Wiesel, Y. C. Eldar, and S. Shamai, "Linear precoding via conic optimization for fixed MIMO receivers," *IEEE Transactions on Signal Processing*, vol. 54, no. 1, pp. 161–176, 2006.
- [30] M. Schubert and H. Boche, "Solution of the multiuser downlink beamforming problem with individual SINR constraints," *IEEE Transactions on Vehicular Technology*, vol. 53, no. 1, pp. 18–28, 2004.
- [31] M. Schubert and H. Boche, "Iterative multiuser uplink and downlink beamforming under SINR constraints," *IEEE Transactions on Signal Processing*, vol. 53, no. 7, pp. 2324–2334, 2005.
- [32] M. B. Shenoouda and T. N. Davidson, "Linear matrix inequality formulations of robust QoS precoding for broadcast channels," in *Proceedings of the Canadian Conference on Electrical and Computer Engineering (CCECE '07)*, pp. 324–328, April 2007.
- [33] H. Boche and M. Schubert, "A general theory for SIR balancing," *EURASIP Journal on Wireless Communications and Networking*, vol. 2006, 18 pages, 2006.