



Biotechnology and Industrial Microbiology

Efficient production of pullulan by *Aureobasidium pullulans* grown on mixtures of potato starch hydrolysate and sucroseChao An¹, Sai-jian Ma¹, Fan Chang, Wen-jiao Xue*

Microbiology Institute of Shaanxi, Xi'an, PR China

ARTICLE INFO

Article history:

Received 1 June 2015

Accepted 16 August 2016

Available online 19 November 2016

Associate Editor: Gisele Monteiro de Souza

Keywords:

Mixed sugar

Aureobasidium pullulans

Pullulan

Potato starch hydrolysate

Batch kinetics

ABSTRACT

Pullulan is a natural exopolysaccharide with many useful characteristics. However, pullulan is more costly than other exopolysaccharides, which limits its effective application. The purpose of this study was to adopt a novel mixed-sugar strategy for maximizing pullulan production, mainly using potato starch hydrolysate as a low-cost substrate for liquid-state fermentation by *Aureobasidium pullulans*. Based on fermentation kinetics evaluation of pullulan production by *A. pullulans* 201253, the pullulan production rate of *A. pullulans* with mixtures of potato starch hydrolysate and sucrose (potato starch hydrolysate:sucrose = 80:20) was 0.212 h^{-1} , which was significantly higher than those of potato starch hydrolysate alone (0.146 h^{-1}) and mixtures of potato starch hydrolysate, glucose, and fructose (potato starch hydrolysate:glucose:fructose = 80:10:10, 0.166 h^{-1}) with 100 g L^{-1} total carbon source. The results suggest that mixtures of potato starch hydrolysate and sucrose could promote pullulan synthesis and possibly that a small amount of sucrose stimulated the enzyme responsible for pullulan synthesis and promoted effective potato starch hydrolysate conversion effectively. Thus, mixed sugars in potato starch hydrolysate and sucrose fermentation might be a promising alternative for the economical production of pullulan.

© 2016 Sociedade Brasileira de Microbiologia. Published by Elsevier Editora Ltda. This is an open access article under the CC BY-NC-ND license (<http://creativecommons.org/licenses/by-nc-nd/4.0/>).

Introduction

Pullulan is an extracellular water-soluble homo-polysaccharide composed of linear maltotriose-units interconnected via α -1,6-glycosidic linkages. These linkages endow pullulan with structural flexibility and high aqueous solubility.^{1,2} Pullulan is

usually biosynthesized by strains of the yeast-like polymorphic fungus *Aureobasidium pullulans*.^{3–5} Because of its strictly linear structure, pullulan has been used in applications such as blood plasma substitutes and as an additive for food, adhesives, and cosmetics.^{1,6} Despite these applications, pullulan is more costly ($\$25 \text{ kg}^{-1}$) than other exopolysaccharides, which is a major limiting factor for its effective application.⁷

* Corresponding author at: Shaanxi Institute of Microbiology, No. 76 Xiyang Rd, Xi'an, Shaanxi Province 710043, PR China.

E-mail: x-wenjiao@163.com (W. Xue).

¹ Chao An and Sai-jian Ma contributed equally to this work.

<http://dx.doi.org/10.1016/j.bjm.2016.11.001>

1517-8382/© 2016 Sociedade Brasileira de Microbiologia. Published by Elsevier Editora Ltda. This is an open access article under the CC BY-NC-ND license (<http://creativecommons.org/licenses/by-nc-nd/4.0/>).

A primary strategy to solve the problem of high production costs is to search for cheap carbon and nitrogen sources, which are nutritionally rich enough to support growth of the microorganism and the production of pullulan.⁸ Leathers concluded that an agricultural waste product, maize residue, can be used as a carbon source for pullulan production by *A. pullulans*.¹ Other waste products from the agriculture and food industries, such as deproteinized whey, cassava starch residue, beet molasses, sugar cane juice, and sweet potato and peat hydrolysates, have also been considered as economical substrates for pullulan production.^{8,9}

Potato, a cheap and available agricultural product, contains a large amount of starch, which is a suitable feedstock for industrial fermentation. Potato is also a major crop in Shaanxi Province of China. However, low productivity of pullulan fermentation using potato starch as a substrate is a drawback that has not yet been solved.¹⁰ Available data show that both the amount of exopolysaccharide produced and the rate of carbohydrate source consumption are clearly influenced by the particular carbohydrate used, and Duan proposed that high pullulan yield is related to high activities of α -phosphoglucose mutase, UDPG-pyrophosphorylase, and glucosyltransferase in *A. pullulans* Y68 grown on different sugars.¹¹ Based on these considerations, mixed-sugar fermentation might be an efficient fermentation strategy that leads to high productivity by providing more than one substrate.

In our previous research, sucrose was demonstrated to be superior to other sugars, based on pullulan yield, and a mixture of sucrose and potato starch hydrolysate (PSH) was found to significantly enhance the pullulan formation rate of *A. pullulans* 201253 when using a carbon source in a flask. Finally, based on fermentation kinetics evaluation for pullulan formation by *A. pullulans* 201253, the model parameters associated with polysaccharide formation (m , n , and $(dp/dt)/X$) and substrate consumption α , β and $(ds/dt)/X$ were assayed to elaborate the fermentation kinetic processes using a mixture of potato starch hydrolysate and sucrose.

Material and methods

Microorganism and culture

A. pullulans 201253 was obtained from the American Type Culture Collection (Rockville, MD, USA) and was maintained at 4 °C on potato dextrose agar (PDA) slants and sub-cultured every 2 weeks. For long-term storage, cultures were maintained at –80 °C in a 20% glycerol solution. For inoculum preparation, *A. pullulans* was grown at 28 °C for 48 h in a medium containing 50 g glucose, 2.5 g yeast extract, 0.6 g $(\text{NH}_4)_2\text{SO}_4$, 1 g NaCl, 5 g K_2HPO_4 , and 0.2 g $\text{MgSO}_4 \cdot 7\text{H}_2\text{O}$ per liter of deionized water, at an initial pH of 6.5 with agitation at 230 rpm.

Basic fermentation medium consisted of 50 g of carbon source, 2.5 g yeast extract, 0.6 g $(\text{NH}_4)_2\text{SO}_4$, 1 g NaCl, 5 g K_2HPO_4 , and 0.2 g $\text{MgSO}_4 \cdot 7\text{H}_2\text{O}$ per liter of deionized water,¹² at an initial pH of 6.5 with agitation at 230 rpm. To evaluate the effects of mixed carbon sources on pullulan production, the carbon source was varied in this study.

Preparation of potato starch hydrolysate

Potato starch was purchased from a local agricultural market. The pH of a slurry of potato starch at a concentration of 40% (w/v) was adjusted to pH 6.5 and instantly heated to 70 °C within 3 min in the presence of 0.1% α -amylase. After liquefaction, the temperature was quickly reduced to 55 °C within 1 min, and the pH was adjusted to 5.0. Amyloglucosidase was then added at a concentration of 0.3% (w/w) and incubated for prolonged hydrolysis. After hydrolysis, the hydrolysates were filtered.⁸

Analytical methods

The culture was centrifuged at $10\,000 \times g$ for 10 min to remove the microorganism. The biomass (mycelia and yeast-like cells) dry weight (BDW) was determined by washing the sediment with distilled water and drying at 105 °C overnight. Fifteen milliliters of the supernatant was transferred into a test tube, and then 30 mL of cold ethanol was added to the test tube and mixed thoroughly. The solution was then held at 4 °C for 12 h to precipitate the exopolysaccharide, which was separated by centrifugation at $8\,000 \times g$ for 10 min. The precipitated material was dried at 80 °C, and the final weight determined as that of exopolysaccharide. The total concentration of reducing sugar was determined by the dinitrosalicylic acid (DNS) method.¹³ FTIR Fourier transform infrared spectroscopy (FTIR) spectra of pullulan samples for composition analysis were directly acquired using the Smart-iTR setup without further preparation.¹⁴

Batch fermentation of pullulan in a 10-L bioreactor

Batch fermentation was carried out in a 10-L bioreactor (Yangge Bioengineering Equipment Co., Ltd, Shanghai, China) containing 7.0 L fermentation medium at 28 °C with agitation of 500 rpm. The inoculum volume was 5.0% (v/v). Samples were taken periodically to determine the concentration of pullulan, biomass, and reducing sugar.

Determination of parameters during the fermentation process

Biomass formation

The logistic equation was used to fit the biomass curves. A common autonomous rate equation is the differential form of the logistic equation:

$$\frac{dX}{dt} = \mu_{\max} X \left(1 - \frac{X}{X_{\max}} \right), \quad (1)$$

where μ_{\max} and X_{\max} are the initial specific growth rate and the maximum biomass concentration, respectively. The integrated form using $X_0 = X(t=0)$ gives a sigmoidal variation $X(t)$ that may empirically represent both an exponential and a stationary phase:

$$X(t) = \frac{X_0 e^{\mu_{\max} t}}{1 - (X_0/X_{\max})(1 - e^{\mu_{\max} t})}. \quad (2)$$

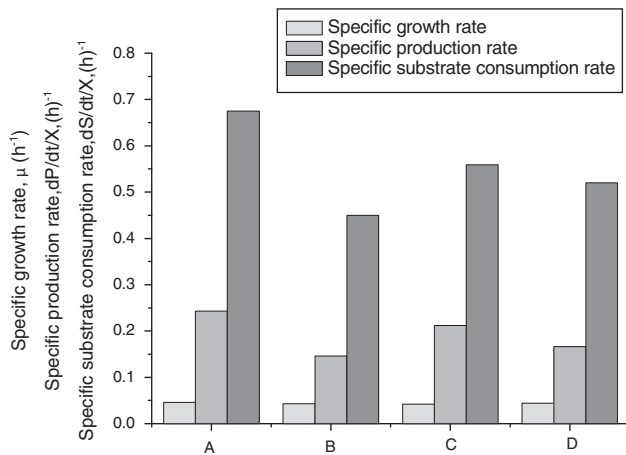


Fig. 1 – Effect of carbon source on growth rate. (A) Sucrose; (B) PSH; (C) PSH:sucrose = 80:20; (D) PSH:glucose:fructose = 80:10:10.

Product formation

Product formation is described by Luedeking–Piret kinetics. The product formation rate has been shown to depend upon both the instantaneous biomass concentration, X , and the growth rate, dX/dt , in a linear manner:

$$\frac{dP}{dt} = nX + m \frac{dX}{dt}, \quad (3)$$

where m and n are empirical constants (for growth and non-growth associated polysaccharide formation, respectively) that may vary with formation conditions. Integration of (3) using (2) gives an equation with two initial concentrations (X_0 , P_0), a final condition (X_{\max}), and three parameters (μ , n , and m):

$$P(t) = P_0 + mX_0 \left(\frac{e^{\mu_{\max}t}}{1 - (X_0/X_{\max})(1 - e^{\mu_{\max}t})} - 1 \right) + n \frac{X_{\max}}{\mu_{\max}} \ln \left[1 - (X_0/X_{\max})(1 - e^{\mu_{\max}t}) \right]. \quad (4)$$

Substrate consumption

The substrate balance for polysaccharide formation may be written as follows (modification of Luedeking and Piret):

$$\frac{dS}{dt} = -\frac{1}{Y_{x/s}} \frac{dX}{dt} - \frac{1}{Y_{p/s}} \frac{dP}{dt} - k_e X \quad (5)$$

where $Y_{x/s}$ and $Y_{p/s}$ are the yield coefficients for the biomass and product, respectively, and k_e is the specific maintenance rate (i.e., the substrate used to support cell activity even in the absence of growth). From (3) and (5):

$$\frac{dS}{dt} = -\alpha \frac{dX}{dt} - \beta X \quad (6)$$

where α and β are constants for substrate consumption at growth and non-growth phases, respectively. Substituting (2) into (6) and integrating,

$$S(t) = S_0 - \alpha \left(\frac{X_0 X_{\max} e^{\mu_{\max}t}}{X_{\max} - X_0(1 - e^{\mu_{\max}t})} - X_0 \right) - \beta \frac{X_{\max}}{\mu_{\max}} \ln \left[1 - \frac{X_0}{X_{\max}} (1 - e^{\mu_{\max}t}) \right]. \quad (7)$$

The 1stOpt (First Optimization, 7D-Soft High Technology Inc.) software was applied to solving the parameters of biomass formation, pullulan formation, and substrate consumption. OriginPro 8 software was applied to build the kinetic curves.

Results and discussion

Kinetics of biomass formation

We cultivated *A. pullulans* in a 10-L stirred-tank bioreactor on sucrose, PSH, PSH:sucrose = 80:20, and PSH:glucose:fructose = 80:10:10. Samples were taken at different time intervals and analyzed.

The logistic equation was used to describe the biomass formation, and the calculated model parameters associated with biomass (X_{\max} , μ , and X_0) are summarized in Table 1 and represented in Fig. 1.

Table 1 – Kinetic parameters for the fermentation.

Parameter	Carbon source			
	A	B	C	D
Specific growth rate μ_m (h^{-1})	0.046	0.043	0.042	0.044
Maximum attainable biomass X_{\max} ($g L^{-1}$)	13.12	15.72	14.5	14.73
Calculated initial biomass X_0 ($g L^{-1}$)	1.38	1.72	1.64	1.29
Growth associated constant m ($g \text{ product } g^{-1} \text{ biomass}$)	6.37	3.405	5.054	3.779
Non-growth associated constant n ($g \text{ product } g^{-1} \text{ biomass h}$)	-0.154	-0.478	-0.291	-0.232
Calculated initial product P_0 ($g L^{-1}$)	0.809	1.473	0.857	1.816
Growth associated constant for substrate consumption α ($g \text{ substrate } g^{-1} \text{ biomass}$)	6.539	4.359	6.308	5.152
Non-growth associated constant for substrate consumption β ($g \text{ substrate } g^{-1} \text{ biomass h}$)	0.474	0.263	0.294	0.206
Calculated initial substrate S_0 ($g L^{-1}$)	95.06	91.09	97.77	98.6

Note: (A) Sucrose; (B) PSH; (C) PSH:sucrose = 80:20; (D) PSH:glucose:fructose = 80:10:10.

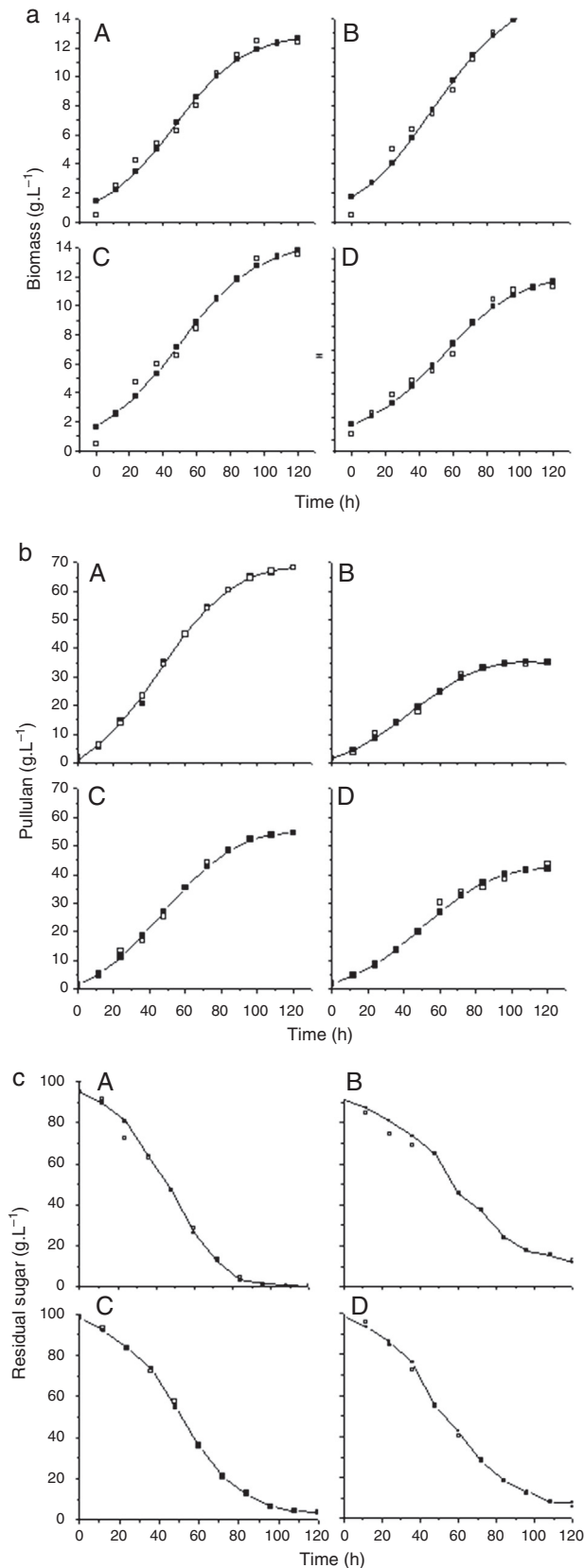


Fig. 2 – Growth of *A. pullulans* 201253 with different carbon sources. (a) Comparison of experimental data (■) with simulations using the logistic equation (□). (b) Comparison of the simulation using the Luedeking–Piret model (□) with the experimental polysaccharide clonal (■). (c) Comparison

The value of X_{\max} showed a peak of 15.72 gL^{-1} with 100 gL^{-1} PSH, while the specific growth rate, μ , showed a peak of 0.046 h^{-1} with 100 gL^{-1} sucrose. The value of X_{\max} varied from 13.12 gL^{-1} to 15.72 gL^{-1} , and the specific growth rate, μ , varied from 0.042 h^{-1} to 0.046 h^{-1} with different carbon sources (all at a concentration of 100 gL^{-1}) in this study. Thus, we concluded that the type of carbon source does not lead to a significant difference in the biomass. The results might be attributed to the presence of the same amounts of nitrogen source available for assimilation in the medium during different cultivations.¹⁵ According to the results of previous studies, nitrogen source levels could shift the pattern of carbon efflux during the fermentation of pullulan by *A. pullulans*, and pullulan production decreased but biomass accumulation increased as the level of nitrogen source increased.^{16,17}

Kinetics of pullulan formation

Product formation is described by Luedeking–Piret kinetics and the calculated model parameters associated with polysaccharide formation (m , n , P_0 , and $(dP/dt)/X$) are presented in Table 1 and Fig. 2(a).

Variations in the specific production rate $(dP/dt)/X$ showed a peak of 0.243 h^{-1} with 100 gL^{-1} sucrose as the carbon source. The results also indicated that the specific production rate $(dP/dt)/X$ (h^{-1}) on mixtures of PSH and sucrose (PSH:sucrose = 80:20) was 0.212 h^{-1} , which was significantly higher than those of PSH (0.146 h^{-1}) and mixtures of PSH, glucose, and fructose (PSH:glucose:fructose = 80:10:10, 0.166 h^{-1}) with 100 gL^{-1} total carbon source.

The values of m and n (Table 1) indicate that polysaccharide formation by a non-growth associated mechanism is much less important compared to that by a growth-associated mechanism, regardless of the initial carbon source. Similar results were reported by Klimek, Boa, and Mulchandani.^{18–20}

Fig. 2(b) also indicates that a mixed substrate of PSH and sucrose can increase the rate of pullulan formation and shorten the fermentation period. The highest yield of pullulan was 110 h when PSH was used as a sole carbon source; however, to achieve the same yield, sucrose, PSH:sucrose = 80:20, and PSH:glucose:fructose = 80:10:10 required 50, 60, and 80 h, respectively.

According to previous studies, co-feeding fermentation is an efficient fermentation strategy that enables high productivity with low cost by providing more than one substrate. Xu et al. adopted a co-feeding strategy to produce L-lactic acid based on cane molasses/glucose carbon sources, with the aim of removing substances from cane molasses that inhibit fermentation.²¹ Li et al. applied a mixed-sugar strategy for highly efficient and economic production of docosahexaenoic acid by *Aurantiochytrium limacinum* SR21.²² Our results also indicated that a mixture of PSH (a low cost substrate) and sucrose, which was demonstrated to be superior to other sugars with respect to the titer of pullulan produced in our study

of the experimental data (□) of the consumption by *A. pullulans* 201253 and the simulation using the modified Luedeking–Piret model (■). (A) Sucrose; (B) PSH; (C) PSH:sucrose = 80:2; (D) PSH:glucose:fructose = 80:10:10.

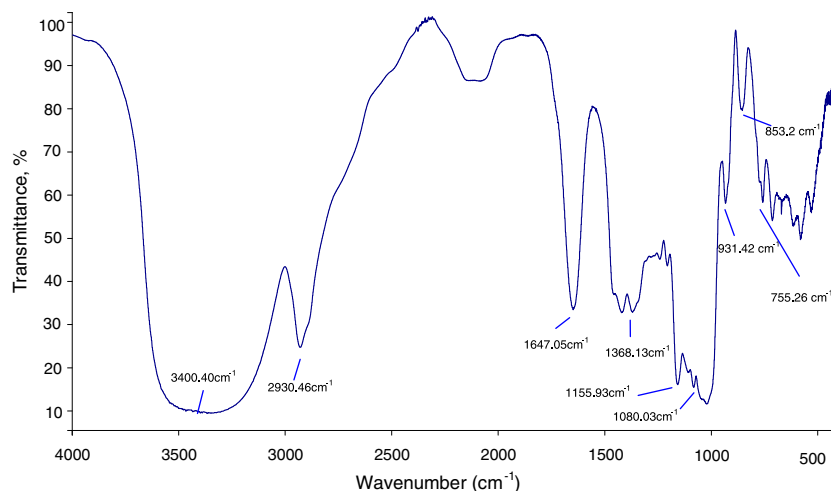


Fig. 3 – FTIR for pullulan produced from the mixture of sucrose and PSH as a carbon source.

and previous reports,^{15,23,24} can significantly enhance the pullulan formation rate of *A. pullulans* 201253 at a low cost.

Kinetics of substrate consumption

Substrate consumption is described by modification of Luedeking and Piret kinetics, and the calculated model parameters associated with substrate consumption are given in Table 1.

Variations in the specific substrate consumption rate $(dS/dt)/X$ showed a peak of 0.675 h^{-1} with 100 gL^{-1} sucrose as the carbon source. The specific substrate consumption rate $(dS/dt)/X$ on mixtures of PSH and sucrose (PSH:sucrose = 80:20) was 0.559 h^{-1} , which was significantly higher than those of PSH (0.45 h^{-1}) and mixtures of PSH, glucose, and fructose (PSH:glucose:fructose = 80:10:10, 0.52 h^{-1}) with 100 gL^{-1} of total carbon sources. As Fig. 2(c) shows, after 96 h of fermentation, the carbon source in the fermentation broth was almost entirely consumed when sucrose only was used as the substrate, and only 1.15 gL^{-1} sugar was not converted. Residual sugar (17.40 gL^{-1} , 6.32 gL^{-1} , and 12.24 gL^{-1}) remained when PSH, PSH:sucrose = 80:20, and PSH:glucose:fructose = 80:10:10, respectively.

These results show that sucrose was the most efficient carbon source for substrate consumption, which was in agreement with a previous study.¹⁵ Additionally, these results indicate that mixtures of PSH and sucrose can significantly enhance the utilization rate of *A. pullulans* for the carbon source. The reason may be that *A. pullulans* could simultaneously consume different carbon sources and eliminate the carbon source repression effect. Similar results have been widely reported for the fermentation of a variety of products.^{25,26}

IR characteristics

Fig. 3 shows the FT-IR spectra for pullulan obtained from a mixture of sucrose and PSH. The peaks appearing at 3400 cm^{-1} and 2930 cm^{-1} were attributed to OH stretching and CH stretching, respectively. Further characteristic signals obtained at 1368, 1155, and 1080 cm^{-1} were attributed to C–OH bending, C–O–C stretching, and C–O stretching, respectively.²⁷ Other features

of the biopolymer were also found from the spectra, including O–C–O stretch (1656 cm^{-1}), and C–O–C stretch (1155 cm^{-1}), as reported previously.²⁸ The absorption that appeared at 755 cm^{-1} and 931 cm^{-1} was attributed to $\alpha(1, 4)$ and $\alpha(1, 6)$ linkages between glucose units within pullulan, respectively.²⁹ These results suggest that the exopolysaccharide produced from the mixture of PSH and sucrose is pullulan.

Conclusions

In our research, sucrose was the best carbon source for pullulan production by *A. pullulans* 201253, while the potato is a relatively cheap raw material and a major crop in Shaanxi Province. Hence, a novel mixed-sugar strategy was developed for economical pullulan production by *A. pullulans*. Eventually, the yield of pullulan increased to 54.57 gL^{-1} when the ratio of PSH to sucrose was 20:80, which is slightly below the yield of pullulan used by sucrose, but higher than that with PSH and a sugar mixture (PSH:glucose:fructose = 80:10:10). The results suggest that sucrose can promote pullulan synthesis, because a small amount of sucrose might stimulate the enzyme responsible for pullulan synthesis and promote effective PSH conversion effectively. Overall, this study provides an efficient and economical option for the utilization of raw materials in microbial production.

Conflicts of interest

The authors declare no conflicts of interest.

Acknowledgements

This project was funded by the Scientific and Technologic Research Program of Shaanxi Academy of Sciences, China (No. 2013k-06, 2014k-01), the Western Chinese Academy of Sciences (2013DF01), the Natural Science Basic Research Plan in Shaanxi Province of China (Program No. 2014JM2-2015), Shaanxi Science & Technology Co-ordination & Innovation

Project (2014SZS07-K03), and the Science and Technology Program of Xi'an (NC1505(3)).

REFERENCES

- Leathers TD. Biotechnological production and applications of pullulan. *Appl Microbiol Biotechnol.* 2003;62:468–473.
- Lee JW, Yeomans WG, Allen AL, Deng F, Gross RA, Kaplan DL. Biosynthesis of novel exopolymers by *Aureobasidium pullulans*. *Appl Environ Microbiol.* 1999;65(12):5265–5271.
- Singh RS, Saini GK, Pullulan Kennedy JF. Microbial sources, production and applications. *Carbohydr Polym.* 2008;73:515–531.
- Yadav KL, Rahi DK, Soni SK. An indigenous hyperproductive species of *Aureobasidium pullulans* RYLF-10: influence of fermentation conditions on exopolysaccharide (EPS) production. *Appl Biochem Biotechnol.* 2014;172(4):1898–1908.
- Ma ZC, Fu WJ, Liu GL, Wang ZP, Chi ZM. High-level pullulan production by *Aureobasidium pullulans* var. *melanogenium* P16 isolated from mangrove system. *Appl Microbiol Biotechnol.* 2014;98(11):4865–4873.
- Rekha MR, Sharma CP. Pullulan as a promising biomaterial for biomedical applications: a perspective. *Trends Biomater Artif Organs.* 2007;20(2):111–116.
- Lin Y, Zhang Z, Thibault J. *Aureobasidium pullulans* batch cultivations based on a factorial design for improving the production and molecular weight of exopolysaccharides. *Process Biochem.* 2007;42:820–827.
- Wu SJ, Jin ZY, Tong QY, Cheng HQ. Sweet potato: a novel substrate for pullulan production by *Aureobasidium pullulans*. *Carbohydr Polym.* 2009;76(4):645–649.
- Ray RC, Moorthy SN. Exopolysaccharide (pullulan) production from cassava starch residue by *Aureobasidium pullulans* strain MTTC 1991. *J Sci Ind Res India.* 2007;66:252–255.
- Barnett C, Smith A, Scanlon B, Israilides CJ. Pullulan production by *Aureobasidium pullulans* growing on hydrolysed potato starch waste. *Carbohydr Polym.* 1999;38(3):203–209.
- Duan XH, Chi ZM, Wang L, Wang XH. Influence of different sugars on pullulan production and activities of α -phosphoglucose mutase, UDPG-pyrophosphorylase and glucosyltransferase involved in pullulan synthesis in *Aureobasidium pullulans* Y68. *Carbohydr Polym.* 2008;73(4):587–593.
- Ono K, Yasuda N, Ueda S. Studies on pullulan elaboration by *Aureobasidium pullulans* S-1. I. Effect of pH on pullulan elaboration by *Aureobasidium pullulans* S-1. *Biosci Biotechnol Biochem.* 1997;41:2113–2118.
- Miller GL. Use of dinitrosalicylic acid reagent for determination of reducing sugar. *Anal Chem.* 1959;31(3):426–428.
- Zou J, Zhang F, Chen Y, et al. Responsive organogels formed by supramolecular self assembly of PEG-block-allyl-functionalized racemic polypeptides into β -sheet-driven polymeric ribbons. *Soft Matter.* 2013;9(25):5951–5958.
- Cheng KC, Demirci A, Catchmark JM. Evaluation of medium composition and fermentation parameters on pullulan production by *Aureobasidium pullulans*. *Food Sci Technol Int.* 2011;17(2):99–109.
- Jiang L, Wu S, Kim JM. Effect of different nitrogen sources on activities of UDPG-pyrophosphorylase involved in pullulan synthesis and pullulan production by *Aureobasidium pullulans*. *Carbohydr Polym.* 2011;86(2):1085–1088.
- Orr D, Zheng W, Campbell BS, McDougall BM, Seviour RJ. Culture conditions affect the chemical composition of the exopolysaccharide synthesized by the fungus *Aureobasidium pullulans*. *J Appl Microbiol.* 2009;7(2):691–698.
- Klimek J, Ollis DF. Extracellular microbial polysaccharides: kinetics of *Pseudomonas* sp., *Azotobacter vinelandii*, and *Aureobasidium pullulans* batch fermentations. *Biotechnol Bioeng.* 1980;22(11):2321–2342.
- Boa JM, Leduy A. Pullulan from peat hydrolyzate fermentation kinetics. *Biotechnol Bioeng.* 1987;30(4):463–470.
- Mulchandani A, Luong JH, Leduy A. Batch kinetics of microbial polysaccharide biosynthesis. *Biotechnol Bioeng.* 1988;32(5):639–646.
- Xu K, Xu P. Efficient production of L-lactic acid using co-feeding strategy based on cane molasses/glucose carbon sources. *Bioresour Technol.* 2014;153(2):23–29.
- Li J, Liu R, Chang G, et al. A strategy for the highly efficient production of docosahexaenoic acid by *Aurantiochytrium limacinum* SR21 using glucose and glycerol as the mixed carbon sources. *Bioresour Technol.* 2015;177:51–57.
- Shin YC, Kim YH, Lee HS, Kim YN, Byun SM. Production of pullulan by a fed-batch fermentation. *Biotechnol Lett.* 1987;9:621–624.
- Gibson LH, Coughlin RW. Optimization of high molecular weight pullulan production by *Aureobasidium pullulans* in batch fermentations. *Biotechnol Progr.* 2002;18:675–678.
- Yoshida S, Okano K, Tanaka T, Ogino C, Kondo A. Homo-D-lactic acid production from mixed sugars using xylose-assimilating operon-integrated *Lactobacillus plantarum*. *Appl Microbiol Biotechnol.* 2011;92(1):67–76.
- Noguchi T, Tashiro Y, Yoshida T, Zheng J, Sakai K, Sonomoto K. Efficient butanol production without carbon catabolite repression from mixed sugars with *Clostridium saccharoperbutylacetonicum* N1-4. *J Biosci Bioeng.* 2013;116(6):716–721.
- Sugumaran KR, Gowthami E, Swathi B, et al. Production of pullulan by *Aureobasidium pullulans* from Asian palm kernel: a novel substrate. *Carbohydr Polym.* 2013;92(1):697–703.
- Singh RS, Saini GK. Pullulan-hyperproducing color variant strain of *Aureobasidium pullulans* FB-1 newly isolated from phylloplane of *Ficus* sp. *Bioresour Technol.* 2008;99:3896–3899.
- Madi NS, Harvey LM, Mehlert A, McNeil B. Synthesis of two distinct exopolysaccharide fractions by cultures of the polymorphic fungus *Aureobasidium pullulans*. *Carbohydr Polym.* 1997;32(3):307–314.