



Original article

Three hundred and twenty newly described species of Lecithoceridae (Lepidoptera, Gelechioidea) by K.T. Park since 1998, with a tentative catalogue and images of types



Kyu-Tek Park*

The Korean Academy of Science and Technology, Seongnam, Gyunggi-do 463–808, Republic of Korea

ARTICLE INFO

Article history:

Received 27 February 2014

Received in revised form

17 March 2014

Accepted 21 March 2014

Available online 5 May 2014

Keywords:

catalogue

Lepidoptera

Lecithoceridae

new genus

new species

type specimens

ABSTRACT

A total of 320 species of Lecithoceridae, described by the author since 1998 from various regions of the world, are presented. In the species list, both genera and species are arranged alphabetically within a subfamily, with the source of the original description in the parenthesis, type locality, and genitalia slide number of the holotype if available. Also the name of the museum, in which the type is deposited, is listed. Images of the types and label data are also provided.

Copyright © 2014, National Science Museum of Korea (NSMK) and Korea National Arboretum (KNA). Production and hosting by ELSEVIER. All rights reserved.

Introduction

The family Lecithoceridae (Lepidoptera, Gelechioidea), one of the least known microlepidoptera, is mostly restricted to the Oriental and Australian regions, comprising more than 1200 species known to be extant worldwide (van Nieukerken et al., 2011). The family group has not been well studied due to the lack of specialists and the relative unattractiveness of the moths. Another reason might be that it is economically irrelevant that larvae feed on debris. The family is well defined by some autapomorphic characters: antennae being longer than forewing length and gnathos always bent downwardly. Since Lecithoceridae was placed in Group 8 (*Lecithocera* type) of the family Gelechiidae by Meyrick (1925), listing about 700 known species, only a few comprehensive studies were made by: Janse (1954) for the fauna of South Africa; Diakonoff (1954, 1967) for the fauna of the Philippine islands and New Guinea; Gozmány (1978) for the Palearctic Region; and Wu (1997) for the fauna of China. During the past 15 years since 1998, the author has studied with materials given from various museums in the world and described 320 species of the family.

The list is composed of three parts: (I) subfamily Lecithocerinae, with 173 species; (II) subfamily Torodorinae, with 133 species; and (III) genus *Crocantbes* and its related genera, with 14 species. The *Crocantbes* genus group known primarily from northern Australia and New Guinea is easily distinguished from other members of the family by having bright-colored wings and the male genitalia lacking gnathos. For that reason, the group has not been attempted to be placed into any known subfamilies of the family (Ceuthomadarinae, Lecithocerinae, and Torodorinae). The author suggested that the relationship of the group might be studied in the next studies (Park and Lee 2013a–c). By contrast, another subfamily Oditinae, which was proposed by Lvovsky (1996) has shown a relationship far from Lecithoceridae in the morphological and molecular analysis (Heikkilä et al., 2013), and is hence not included in this family.

The genera followed by author and year of publication are arranged alphabetically. The species are also arranged alphabetically and numbered, and are informed with reference to the original description, the page in which the taxon was originally described, the type locality (TL), the genitalia (gen.) slide number of the holotype, and the name of the museums abbreviated in brackets ([]) for the type deposition. Images of the holotypes are provided with its original labels. In a few cases, when the holotype is not available for photographing, the image is provided with its paratype or replaced by other specimen of the species.

* Tel.: +82 031 710 3265.

E-mail address: ktpark02@gmail.com.

Peer review under responsibility of National Science Museum of Korea (NSMK) and Korea National Arboretum (KNA).

Materials and methods

Specimens examined in this study were based on various collections in the following countries.

Taiwan: largely based on the material in the US National Museum of Natural History (USNM), Washington DC, USA, and the Florida State Collection of Arthropods (FSCA) recently moved to the McGuire Center of Lepidoptera and Biodiversity, University of Florida (MCUF), Gainesville, FL, USA; partly based on the specimens loaned from W. Mey and his colleagues in 1998–1999 and deposited in the Zoologisches Museum für Naturkunde, Humboldt-Universität (MNHU), Berlin, Germany, and on collection in the Taiwan Forestry Institute, Taipei, Taiwan; and the author's collection in 1996–1998.

Thailand: loaned material from the Entomological Laboratory, Osaka Prefecture University, Osaka, Japan (OPUJ) collected by H. Kuroko, S. Moriuti, T. Saito, Y. Arita, and Y. Yoshiyasu in 1981, 1983, 1985, 1987 in various areas of the country; from the Zoological Museum, University of Copenhagen (ZMUC), Denmark, collected by O. Karsholt et al. in 1984; from the ZMHB, Berlin, Germany, collected by W. Mey in 1987, 1995, 1997–1998; and the specimens collected by I. J. Kitching and A. Cotton, the Natural History Museum (BMNH, formerly British Museum of Natural History), London, UK, in various localities of Thailand from 1988 to 1994, and those collected by the author in 1990 in Khao Yai.

The Philippines: material collected by O. Karsholt and his colleagues in 1961 and deposited in ZMUC, Denmark; collected by W. Mey in the ZMHB, Germany, in 1996–1999; and material examined by A. Diakonoff, which are deposited in the USNM, USA.

Malaysian Borneo: material collected by T. Kumata in Saba (1988) and deposited in the Systematic Entomology Laboratory, Hokkaido University (SEHU), Sapporo, Japan; by T. Yasuda in Sarawak (1981) and deposited in the OPUJ; and in part on the specimens loaned from the University Malaysia Sarawak, Malaysia (UMSM), collected by F. Abang in 2002–2004; and collected by J.B. Heppner and E.W. Diehl in Sumatra, Indonesia and housed in the MCUF.

Vietnam: material collected by the author and his colleagues from the biodiversity expeditions in the northern part of Vietnam funded by the Ministry of Science and Technology, Korea in 2003–2005, and deposited in the Korea National Arboretum (KNA), Pocheon, Korea; partly loaned from National Science and Technology Museum (NSTM), Tokyo, Japan, which were collected by M. Owada.

Cambodia: material collected by author, and Y.S. Bae and his colleagues from entomological expeditions to Cambodia funded by the Environmental Ministry, Korea since 2009, and deposited in the Incheon National University, Korea (INUK), Japan and KNA, Korea.

Sri Lanka: material collected by D. Davis and his colleagues from the lepidopterological expeditions by USNM in 1970–1971, 1973–1977, 1980 and 1983, and housed in the USNM.

New Guinea: Loaned material from the USNM, collected by G. F. Hevel and R. E. Dietz IV in 1976; and by E. Scott and P. Miller in 1983 and O. V. Becker in 1992 in Papua New Guinea. Partly based on material collected by R. de Vos and his colleagues in the Irian Jaya and its neighbor islands of Indonesia in 1993, 1996, 2005, and 2008, and housed in the Zoological Museum, Amsterdam, recently moved to the Rijksmuseum van Natuurlijke Historie (RMNH), Leiden, The Netherlands. Some of the early collection by the third Archbold expedition (1938–1939) in New Guinea were examined by Diakonoff (1954) and housed in the RMNH.

For the identification and comparison of the specimens, types or voucher specimens were provided from the following museums: the BMNH USNM; the Hungarian Natural History Museum (HNHM), Budapest, Hungary; the Australian National Insect Collection (ANIC, CSIRO), Canberra, Australia; Institute of Zoology, Chinese Academy of Sciences (IZCAS), Beijing, China; and RMNH.

A tentative catalogue of the species of Lecithoceridae described by K.T. Park

I. Subfamily LECITHOCERINAE

Alciphanes Meyrick, 1925

1. ***clavata* Park, 2001** (Figure 1)
Alciphanes clavata Park, 2001. (Park and Wu, 2001).
TL (Type locality): Jap., Sri Lanka. [USNM]

Carodista Meyrick, 1925

2. ***cultrata* Park, 2000** (Figure 2)
Carodista cultrata Park, 2000. (Park 2001a).
TL: Kaohsiung, Taiwan. Paratype's gen. slide no. CIS-4141. [MCUF]
3. ***fabajuxta* Wu and Park, 1999** (Figure 3)
Carodista fabajuxta Wu and Park, 1999. (Wu and Park 1999a).
TL: Northeast District, Sri Lanka. Holotype's gen. slide no. USNM-89192. [USNM]
4. ***grypotatos* Park, 2001** (Figure 4)
Carodista grypotatos Park, 2001. (Park and Wu 2000).
TL: Gal., Sri Lanka. Holotype's gen. slide no. USNM-92163. [USNM]
5. ***montanae* Park, 2000** (Figure 5)
Carodista montanae Park, 2000. (Park 2000a).
TL: Hualien, Taiwan. Holotype's gen. slide no. CIS-4193. [KNA]
6. ***tribrachia* Park, 2001** (Figure 6)
Carodista tribrachia Park, 2001. (Park and Wu 2000).
TL: Gal., Sri Lanka. Holotype's gen. slide no. USNM- 92165. [USNM]
7. ***wilpatuae* Park, 2001** (Figure 7)
Carodista wilpatuae Park, 2001. (Park and Wu, 2000).
TL: Gal., Sri Lanka. Holotype's gen. slide no. USNM- 92166. [USNM]

Crinellus Park, 2012

8. ***eremicus* Park, 2012** (Figures 8A and 8B)
Crinellus eremicus Park, 2012. (Park 2012a).
TL: Madang, Papua New Guinea. Holotype's gen. slide no. CIS-5886. [USNM]

Dinochares Meyrick, 1925

9. ***notolepis* Park, 2000** (Figure 9)
Carodista notolepis Park, 2000. (Park, 2000a).
TL: Nantou, Taiwan. Holotype's gen. slide no. CIS-5886. [USNM]

Doxogenes Meyrick, 1925

10. ***argyreodema* Wu and Park, 1999** (Figure 10)
Doxogenes argyreodema Wu and Park, 1999. (Wu and Park, 1999b).
TL: Kan District, Sri Lanka. Holotype's gen. slide no. USNM-89060. [USNM]
11. ***ceraena* Wu and Park, 1999** (Figure 11)
Doxogenes ceraena Wu and Park, 1999. (Wu and Park, 1999b).
TL: Col., Sri Lanka. Holotype's gen. slide no. USNM-89157. [USNM]
12. ***hencosura* Wu and Park, 1999** (Figure 12)
Doxogenes hencosura Wu and Park, 1999. (Wu and Park, 1999b).
TL: Gal., Sri Lanka. Holotype's gen. slide no. USNM-88158. [USNM. Type not found]

Eurodachtha Gozmány, 1978

13. ***rotundina* Park, 2009** (Figure 13)
Eurodachtha rotundina Park, 2009. (Park and Wu, 2009).
TL: Nakhon Nayok, Thailand. Holotype's gen. slide no. CIS-5829. [OPUJ]




Figure 1–10. Images of types and their labels of the genera *Alciphanes* Meyrick, *Carodista* Meyrick, *Crinellus* Park, *Dinochares* Meyrick and *Doxogenes* Meyrick.

- Frisilia* Walker, 1864
14. ***ancylosana* Wu and Park, 1999** (Figure 14)
Frisilia ancylosana Wu and Park, 1999. (Wu and Park, 1999c).
TL: Kan., Sri Lanka. Holotype's gen. slide no. USNM-88982. [USNM]
 15. ***asiana* Park, 2005** (Figure 15)
Frisilia asiana Park, 2005. (Park, 2005a).
TL: Loei, Thailand. Holotype's gen. slide no. CIS-5013. [OPU]
 16. ***ceylonica* Park, 2001** (Figure 16)
Frisilia ceylonica Park, 2001. (Park and Wu, 2001).
TL: Anu, Sri Lanka. Holotype's gen. slide no. USNM- 82833. [USNM]
 17. ***cornualis* Park, 2008** (Figure 17)
Frisilia cornualis Park, 2008. (Park et al., 2008).
TL: Babe National Park, Vietnam. Holotype's gen. slide no. CIS-5293. [KNA]
 18. ***forficatella* Park, 2005** (Figure 18)
Frisilia forficatella Park, 2005. (Park, 2005a).
TL: Loei, Thailand. Holotype's gen. slide no. CIS-4998. [OPU]
 19. ***moriutii* Park, 2005** (Figure 19)
Frisilia moriutii Park, 2005. (Park, 2005a).
TL: Chiang Mai, Thailand. Holotype's gen. slide no. CIS-5001. [OPU]
 20. ***nesiotes* Park et al., 2008** (Figure 20)
Frisilia nesiotes Park et al., 2008. (Park et al., 2008).
TL: Kandy, Sri Lanka. Holotype's gen. slide no. CIS-5197. [USNM]
 21. ***neacantha* Wu and Park, 1999** (Figure 21)
Frisilia neacantha Wu and Park, 1999. (Wu and Park, 1999c).
TL: Kan. District Udawattakele, Sri Lanka. Holotype's gen. slide no. USNM-89614. [USNM]




Figure 11–21. Images of types and their labels of *Doxogenes* Meyrick, *Eurodachtha* Gozmány, and *Frisilia* Walker.

22. *spuriella* Park, 2005 (Figure 22)
Frisilia spuriella Park, 2005. (Park 2005a).
TL: Chiang Mai, Thailand. Holotype's gen. slide no. CIS-4999. [OPUJ]
23. *thapsina* Wu and Park, 1999 (Figure 23)
Frisilia thapsina Wu and Park, 1999. (Wu and Park, 1999c).
TL: Kal. District, Agalawatta, Sri Lanka. Holotype's gen. slide no. CIS-5198. [USNM]
24. *tricosura* Wu and Park, 1999 (Figure 24)
Frisilia tricosura Wu and Park, 1999. (Wu and Park, 1999c).
TL: Gal. District, Sri Lanka. Holotype's gen. slide no. CIS-5195. [USNM]
25. *trizeugma* Wu and Park, 1999 (Figure 25)
Frisilia trizeugma Wu and Park, 1999. (Wu and Park, 1999c).
TL: Kan, Teldeniya, Sri Lanka. Holotype's gen. slide no. USNM-88828. [USNM]
- Hamatina* Park, 2011
26. *diakonoffi* Park, 2011 (Figures 26A and 26B)
Hamatina diakonoffi Park, 2011. (Park 2011a).
TL: Morobe, Papua New Guinea. Holotype's gen. slide no. CIS-5665. [USNM]
27. *iriana* Park, 2011 (Figure 27)
Hamatina iriana Park, 2011. (Park 2011b).
TL: Papua, Indonesia. Paratype's gen. slide no. CIS-5947. [RMNH]
28. *jembatana* Park, 2011 (Figure 28)
Hamatina jembatana Park, 2011. (Park, 2011b).
TL: Papua, Indonesia. Holotype's gen. slide no. CIS-5963. [RMNH]




Figure 22–31. Images of types and their labels of *Frisilia* Walker, *Hamatina* Park, and *Homaloxestis* Meyrick.

29. ***nabangae* Park, 2011** (Figure 29)
Hamatina nabangae Park, 2011. (Park, 2011b).
 TL: Morobe, Papua New Guinea. Holotype's gen. slide no. CIS-5885. [USNM]
30. ***robdevosi* Park, 2011** (Figure 30)
Hamatina robdevosi Park, 2011. (Park, 2011b).
 TL: Papua, Indonesia. Holotype's gen. slide no. CIS-5964. [RMNH]
- Homaloxestis* Meyrick, 1910
31. ***australis* Park, 2004** (Figure 31)
Homaloxestis australis Park, 2004. (Park, 2004).
 TL: Chaing Mai, Thailand. Holotype's gen. slide no. CIS-4733. [OPU]
32. ***baibaraensis* Park, 1999** (Figure 32)
Homaloxestis baibaraensis Park, 1999. (Park, 1999a).
 TL: Baibara, Taiwan. Holotype's gen. slide no. CIS-4275. [USNM, type not found]
33. ***furcula* Park, 2004** (Figure 33)
Homaloxestis furcula Park, 2004. (Park, 2004).
 TL: Nakhon Nayok, Thailand. Holotype's gen. slide no. CIS-4767. [OPU]
34. ***grabia* Wu and Park, 1999** (Figure 34)
Homaloxestis grabia Wu and Park, 1999. (Wu and Park, 1999d).
 TL: Kan District, Sri Lanka. Holotype's gen. slide no. USNM-88023. [USNM]
35. ***lacerta* Wu and Park, 1999** (Figure 35)
Homaloxestis lacerta Wu and Park, 1999. (Wu and Park, 1999d).
 TL: Kan District, Sri Lanka. Holotype's gen. slide no. USNM-87887. [USNM]
36. ***luzonensis* Park and Byun, 2007** (Figure 36)
Homaloxestis luzonensis Park and Byun, 2007. (Park and Byun, 2007).




Figure 33–42. Images of types and their labels of *Homaloxestis* Meyrick and *Issikiopteryx* Moriuti.

- TL: Luzon, Philippines. Holotype's gen. slide no. CIS-5043. [ZMHB]
37. **multidentalis** Park, 2004 (Figure 37)
Homaloxestis multidentalis Park, 2004. (Park, 2004).
TL: Loei, Thailand. Holotype's gen. slide no. CIS-4961. [ZMUC]
38. **pumilis** Park, 2004 (Figure 38)
Homaloxestis pumilis Park, 2004. (Park 2004).
TL: Chiang Mai, Thailand. Holotype's gen. slide no. CIS-4948. [OPUJ]
39. **quadralis** Park and Byun, 2007 (Figure 39)
Homaloxestis quadralis Park and Byun, 2007. (Park and Byun 2007).
TL: Palawan, Philippines. Paratype's gen. slide no. CIS-5027. [ZMUC]
40. **saitoi** Park, 2004 (Figure 40)
Homaloxestis saitoi Park, 2004. (Park, 2004).
TL: Chiang Mai, Loei, Nakhon Nayok, Thailand. Holotype's gen. slide no. CIS-4779. [OPUJ]
41. **vinphuensis** Park, 2007 (Figure 41)
Homaloxestis vinphuensis Park, 2007. (Park et al., 2007).
TL: Tam Dao National Park, Vietnam. Holotype's gen. slide no. CIS-5211. [KNA]
- Issikiopteryx* Moriuti, 1973
42. **taipingensis** Park, 2003 (Figure 42)
Issikiopteryx taipingensis Park, 2003. (Park, 2003a).
TL: Ilan County, Taiwan. Holotype's gen. slide no. USNM-92450. [USNM]
- Kalocyрма* Wu, 1994
43. **epileuca** Wu and Park, 1999 (Figure 43)
Kalocyрма epileuca Wu and Park, 1999. (Wu and Park 1999a).
TL: Rat., Sri Lanka. Holotype's gen. slide no. USNM-88985. [USNM]




Figure 43–52. Images of types and their labels of *Kalocyрма* Wu, *Lacunicola* Park, and *Lecithocera* Herrich-Schäffer.

44. **oxygonia** Wu and Park, 1999 (Figure 44)
Kalocyрма oxygonia Wu and Park, 1999. (Wu and Park, 1999a).
 TL: Kan., Sri Lanka. Holotype's gen. slide no. USNM-89008. [USNM]
- Lacunicola* Park, 2012
45. **hadrorhacha** Park, 2012 (Figure 45)
Lacunicola hadrorhacha Park, 2012. (Park, 2012a).
 TL: Morobe Province, Papua New Guinea. Holotype's gen. slide no. CIS-5979. [USNM]
- Lecithocera* Herrich-Schäffer, 1853
46. **alpestra** Park, 2005 (Figure 46)
Lecithocera alpestra Park, 2005. (Park, 2005b).
 TL: Loei, Thailand. Holotype's gen. slide no. CIS-5089. [ZMUC]
47. **altusana** Park, 1999 (Figure 47)
Lecithocera altusana Park, 1999. (Park, 1999a).
 TL: Minchr, Taiwan. Holotype's gen. slide no. CIS-4177. [KNA]
48. **angustiella** Park, 1999 (Figure 48)
Lecithocera angustiella Park, 1999. (Park, 1999a).
 TL: Upper Paling, Taiwan. Holotype's gen. slide no. CIS-4138. [KNA]
49. **atricastana** Park, 1999 (Figure 49)
Lecithocera atricastana Park, 1999. (Park, 1999a).
 TL: Taichung County, Taiwan. Holotype's gen. slide no. USNM-82493. [USNM]
50. **biaroensis** Park, 2012 (Figure 50)
Lecithocera biaroensis Park, 2012. (Park, 2012b).
 TL: Morobe, Papua New Guinea. Holotype's gen. slide no. CIS-5776. [USNM]
51. **bimaculata** Park, 1999 (Figure 51)
Lecithocera bimaculata Park, 1999. (Park, 1999a).
 TL: Taichung County, Taiwan. Paratype's gen. slide no. CIS-4280. [USNM]
52. **brunneibella** Park, 2012 (Figure 52)
Lecithocera brunneibella Park, 2012. (Park, 2012b).




Figure 53–62. Images of types and their labels of *Lecithocera* Herrich-Schäffer.

- TL: Madang, Papua New Guinea. Holotype's gen. slide no. CIS-5675. [USNM]
53. ***calomerida* Park, 2010** (Figure 53)
Lecithocera calomerida Park, 2010. (Park and Wu, 2010)
TL: Loei, Thailand. Holotype's gen. slide no. CIS-5583. [OPUJ]
54. ***caviella* Park, 2005** (Figure 54)
Lecithocera caviella Park, 2005. (Park, 2005b).
TL: Loei, Thailand. Holotype's gen. slide no. CIS-4942. [ZMUC]
55. ***ceratoides* Park, 2012** (Figure 55)
Lecithocera ceratoides Park, 2012. (Park, 2012b).
TL: Morobe, Papua New Guinea. Holotype's gen. slide no. CIS-5798. [USNM]
56. ***cornutima* Park, 2009** (Figure 56)
Lecithocera cornutima Park, 2009. (Park, 2009a).
TL: Chiang Mai, Thailand. Holotype's gen. slide no. CIS-5837. [OPUJ]
57. ***daebuensis* Park, 1999** (Figure 57)
Lecithocera daebuensis Park, 1999. (Park et al., 1999).
TL: Is. Daebu-do, Gyeonggi Province, Korea. Holotype's gen. slide no. CIS-4556. [KNA]
58. ***dondavisi* Park, 2013** (Figure 58)
Lecithocera dondavisi Park, 2013. (Park et al., 2013b).
TL: Hsinchu County, Taiwan. Holotype's gen. slide no. CIS-6168. [MCUF]
59. ***eremiodes* Park, 2010** (Figure 59)
Lecithocera eremiodes Park, 2010. (Park and Wu, 2010).
TL: Kanchanaburi, Thailand. Holotype's gen. slide no. CIS-5576. [OPUJ]
60. ***fascicula* Park, 1999** (Figure 60)
Lecithocera fascicula Park, 1999. (Park, 1999).
TL: Nantou County, Taiwan. Holotype's gen. slide no. CIS-4181. [KNA]
61. ***fascitiala* Park, 2012** (Figure 61)
Lecithocera fascitiala Park, 2012. (Park and Wu, 2012).
TL: Madang, Papua New Guinea. Holotype's gen. slide no. CIS-6002. [USNM]
62. ***fuscosa* Park, 1999** (Figure 62)
Lecithocera fuscosa Park, 1999. (Park, 1999).
TL: Nantou County, Taiwan. Holotype's gen. slide no. CIS-4505. [KNA]




Figure 63–72. Images of types and their labels of *Lecithocera* Herrich-Schäffer.

61. ***fasciatala* Park, 2012** (Figure 61)
Lecithocera fasciatala Park, 2011. (Park 2012c).
 TL: Mandang, Papua New Guinea. Holotype's gen. slide no. CIS-5496. [USNM]
62. ***fuscosa* Park, 1999** (Figure 62)
Lecithocera fuscosa Park, 1999. (Park 1999a).
 TL: Taoyuan County, Taiwan. Holotype's gen. slide no. CIS-4505. [KNA]
63. ***gilviana* Park, 2010** (Figure 63)
Lecithocera gilviana Park, 2010. (Park and Wu, 2010).
 TL: Prachaup Khiri Khan, Thailand. Holotype's gen. slide no. CIS-5594. [OPUJ]
64. ***gyrosiella* Park, 2012** (Figure 64)
Lecithocera gyrosiella Park, 2012. (Park, 2012b).
 TL: Morobe, Papua New Guinea. Holotype's gen. slide no. CIS-5771. [USNM]
65. ***hispidiella* Park, 2012** (Figure 65)
Lecithocera hispidiella Park, 2012. (Park, 2012b).
 TL: Morobe, Papua New Guinea. Holotype's gen. slide no. CIS-5645. [USNM]
66. ***inkyuleei* Park, 2012** (Figure 66)
Lecithocera inkyuleei Park, 2012. (Park and Wu, 2010).
 TL: Morobe, Papua New Guinea. Holotype's gen. slide no. CIS-5467. [USNM]
67. ***laminospina* (Wu and Park, 1999)** (Figure 67)
Quassitagma laminospina Wu and Park, 1999. (Wu and Park, 1999d).
 TL: Gal., Sri Lanka. Holotype's gen. slide no. USNM-89217. [USNM]
68. ***lasioides* Park, 2012** (Figure 68)
Lecithocera lasioides Park, 2012. (Park and Wu, 2010).
 TL: Morobe, Papua New Guinea. Holotype's gen. slide no. CIS-5790. [USNM]




Figure 73–82. Images of types and their labels of *Lecithocera* Herrich-Schäffer.

69. *latiola* Park, 1999 (Figure 69)
Lecithocera latiola Park, 1999. (Park, 1999a).
 TL: Huanlien County, Taiwan. Holotype's gen. slide no. CIS-4195. [KNA]
70. *magna* Park, 2005 (Figure 70)
Lecithocera magna Park, 2005. (Park, 2005b).
 TL: Chiang Mai, Thailand. Holotype's gen. slide no. CIS-5088. [ZMUC]
71. *mepsina* Park, 2006 (Figure 71)
Lecithocera mepsina Park, 2006. (Park, 2006).
 TL: Nakhon Nayok, Thailand. Holotype's gen. slide no. CIS-4971. [OPUJ]
72. *mesosura* Wu and Park, 1999 (Figure 72)
Lecithocera mesosura Wu and Park, 1999. (Wu and Park, 1999d).
 TL: Rat., Sri Lanka. Holotype's gen. slide no. USNM-88827. [USNM]
73. *metopaena* Wu and Park, 1999 (Figure 73)
Lecithocera mesosura Wu and Park, 1999. (Wu and Park, 1999d).
 TL: Anu., Sri Lanka. Holotype's gen. slide no. USNM-88900. [USNM]
74. *montiatilis* Park, 2009 (Figure 74)
Lecithocera montiatilis Park, 2009. (Park, 2009a).
 TL: Chiang Mai, Thailand. Holotype's gen. slide no. CIS-5830. [OPUJ]
75. *niptanensis* Park, 2012 (Figure 75)
Lecithocera niptanensis Park, 2012. (Park, 2012c).
 TL: Morobe Province, Papua New Guinea. Holotype's gen. slide no. CIS-5985. [USNM]
76. *orbiculata* Park, 2010 (Figure 76)
Lecithocera orbiculata Park, 2010. (Park and Wu, 2010).
 TL: Nakhon Nayok, Thailand. Holotype's gen. slide no. CIS-5593. [OPUJ]

77. ***pakiaensis* Park, 2009** (Figure 77)
Lecithocera pakiaensis Park, 2009. (Park, 2009a).
 TL: Chiang Mai, Thailand. Holotype's gen. slide no. CIS-5837. [OPUJ]
78. ***palingensis* Park, 1999** (Figure 78)
Lecithocera palingensis Park, 1999. (Park, 1999a).
 TL: Taoyuan County, Taiwan. Holotype's gen. slide no. CIS-4525. [KNA]
79. ***paralevirota* Park, 1999** (Figure 79)
Lecithocera paralevirota Park, 1999. (Park, 1999a).
 TL: Taichung County, Taiwan. Holotype's gen. slide no. USNM-82496. [USNM]
80. ***plicata* Wu and Park, 1999** (Figure 80)
Lecithocera plicata Wu and Park, 1999. (Wu and Park, 1999d).
 TL: Rat District, Sri Lanka. Holotype's gen. slide no. USNM-88846. [USNM]
81. ***poculata* Park, 2010** (Figure 81)
Lecithocera poculata Park, 2010. (Park and Wu, 2010).
 TL: Kanchanaburi, Thailand. Holotype's gen. slide no. CIS-5575. [OPUJ]
82. ***pogonikuma* Wu and Park, 1999** (Figure 82)
Lecithocera pogonikuma Wu and Park, 1999. (Wu and Park, 1999d).
 TL: Kan District, Sri Lanka. Holotype's gen. slide no. USNM-89001. [USNM]
83. ***porrectiella* Park, 2012** (Figure 83)
Lecithocera porrectiella Park, 2012. (Park, 2012b).
 TL: Morobe, Papua New Guinea. Holotype's gen. slide no. CIS-5760. [USNM]
84. ***pseudolunata* Park, 2012** (Figure 84)
Lecithocera pseudolunata Park, 2012. (Park, 2012c).
 TL: Morobe Province, Papua New Guinea. Holotype's gen. slide no. CIS-5991. [USNM]




Figure 83–93. Images of types and their labels of *Lecithocera* Herrich-Schäffer.

85. **pulchella** Park, 1999 (Figure 85)
Lecithocera pulchella Park, 1999. (Park, 1999a).
TL: Taoyuan County, Taiwan. Holotype's gen. slide no. CIS-4174. [KNA]
86. **rubigona** Park, 2006 (Figure 86)
Lecithocera rubigona Park, 2006. (Park, 2006).
TL: Loei, Thailand. Holotype's gen. slide no. CIS-5018. [ZMUC]
87. **shanpinensis** Park, 1999 (Figure 87)
Lecithocera shanpinensis Park, 1999. (Park, 1999a).
TL: Kaohsiung County, Taiwan. Holotype's gen. slide no. CIS-4254. [KNA]
88. **similis** Park, 2006 (Figure 88)
Lecithocera similis Park, 2006. (Park, 2006).
TL: Kanchanaburi, Thailand. Holotype's gen. slide no. CIS-5112. [OPUJ]
89. **spinulata** Park, 2012 (Figure 89)
Lecithocera spinulata Park, 2012. (Park, 2012b).
TL: Wau, Morobe, Papua New Guinea. Holotype's gen. slide no. CIS-5870. [USNM]
90. **stichoides** Park, 2012 (Figure 90)
Lecithocera stichoides Park, 2012. (Park, 2012b).
TL: Wau, Morobe, Papua New Guinea. Holotype's gen. slide no. CIS-5732. [USNM]
91. **thaiheisana** Park, 1999 (Figure 91)
Lecithocera thaiheisana Park, 1999. (Park, 1999a).
TL: Ilan County, Taiwan. Paratype's gen. slide no. CIS-4256. [USNM]
92. **tienchiensis** Park, 1999 (Figure 92)
Lecithocera tienchiensis Park, 1999. (Park 1999a).
TL: Kaohsiung County, Taiwan. Holotype's gen. slide no. CIS-4530. [KNA]
93. **tumiodosa** Park, 2010 (Figure 93)
Lecithocera tumiodosa Park, 2010. (Park and Wu, 2010).
TL: Loei, Thailand. Holotype's gen. slide no. CIS-5687. [OPUJ]
94. **yoshiyasui** Park, 2006 (Figure 94)
Lecithocera yoshiyasui Park, 2006. (Park, 2006).
TL: Nakhon Nayok, Holotype's gen. slide no. CIS-4934. Thailand. [OPUJ]
- Neopectinimura* Park, 2010
95. **beckeri** Park and Byun, 2010 (Figure 95)
Neopectinimura beckeri Park, 2010. (Park and Byun, 2010).
TL: Morobe, Papua New Guinea. Holotype's gen. slide no. CIS-5677. [USNM]
96. **calligiana** Park and Byun, 2010 (Figure 96)
Neopectinimura calligiana Park, 2010. (Park and Byun, 2010).
TL: Madang, Papua New Guinea. Holotype's gen. slide no. CIS-5862. [USNM]
97. **devosi** Park, 2014 (Figure 97)
Neopectinimura devosi Park, 2014. (Park 2014).
TL: Roon Isl., Papua, Indonesia. Holotype's gen. slide no. CIS-6196. [RMNH]
98. **madangensis** Park and Byun, 2010 (Figure 98)
Neopectinimura madangensis Park, 2010. (Park and Byun, 2010).
TL: Madang, Papua New Guinea. Holotype's gen. slide no. CIS-5871. [USNM]
99. **morobeensis** Park and Byun, 2010 (Figure 99)
Neopectinimura morobeensis Park, 2010. (Park and Byun, 2010).
TL: Morobe, Papua New Guinea. Holotype's gen. slide no. CIS-5864. [USNM]
100. **setiola** Park and Byun, 2010 (Figures 100 and 100a)
Neopectinimura setiola Park, 2010 (Park and Byun, 2010).
TL: Madang, Papua New Guinea. Holotype's gen. slide no. CIS-5861. [USNM]
101. **trichodes** Park, 2014 (Figure 101)
Neopectinimura trichodes Park, 2014. (Park, 2014).
TL: Birdshaped peninsula, Papua, Indonesia. Holotype's gen. slide no. CIS-6197. [RMNH]
102. **walmakensis** Park, 2014 (Figures 102A and 102B)
Neopectinimura walmakensis Park, 2014. (Park, 2014).
TL: Walmak, Nipsan District, Papua, Indonesia. Holotype's gen. slide no. CIS-6194. [RMNH]
- Neotimyra* Park, 2011
103. **gyriola** Park, 2011 (Figure 103)
Neotymira gyriola Park, 2011. (Park, 2011c).
TL: Morobe, Papua New Guinea. Holotype's gen. slide no. CIS-5755. [USNM]
104. **milleri** Park, 2011 (Figure 104)
Neotymira milleri Park, 2011. (Park, 2011c).
TL: Morobe, Papua New Guinea. Holotype's gen. slide no. CIS-5935. [USNM]
105. **nemoralis** Park, 2011 (Figure 105)
Neotymira nemoralis Park, 2011. (Park, 2011c).
TL: Madang, Papua New Guinea. Holotype's gen. slide no. CIS-5761. [USNM]
106. **senara** Park, 2011 (Figures 100 and 100a)
Neotymira senara Park, 2011. (Park, 2011c).
TL: Morobe, Papua New Guinea. Holotype's gen. slide no. CIS-5756. [USNM]
107. **warkapiensis** Park, 2011 (Figure 107)
Neotymira warkapiensis Park, 2011. (Park, 2011c).
TL: Birdshaped Peninsula, Papua, Indonesia. Holotype's gen. slide no. CIS-5959. [USNM]
- Nosphistica* Meyrick, 1911
108. **acriella** Park, 2002 (Figure 108)
Nosphistica acriella Park, 2002. (Park, 2002a).
TL: Nakhon Nayok, Thailand. Holotype's gen. slide no. ZN-3. [ZMUC]
109. **bisinuata** Park, 2002 (Figure 109)
Nosphistica bisinuata Park, 2002. (Park, 2002a).
TL: Taichung County, Taiwan. Holotype's gen. slide no. CIS-4719. [KNA]
110. **fuscolepis** Park, 2002 (Figure 110)
Nosphistica fuscolepis Park, 2002. (Park, 2002a).
TL: Kaohsiung County, Taiwan. Holotype's gen. slide no. USNM-92403. [USNM]
111. **orientana** Park, 2005 (Figure 111)
Nosphistica orientana Park, 2005. (Park, 2005c).
TL: Guangdong, China. Holotype's gen. slide no. CIS-4977. [NSMT]
112. **owadai** Park, 2005 (Figure 112)
Nosphistica owadai Park, 2005. (Park, 2005c).
TL: Cao Bang, Vietnam. Holotype's gen. slide no. CIS-4978. [NSMT]
113. **tarakoensis** Park, 2002 (Figure 113)
Nosphistica tarakoensis Park, 2002. (Park, 2002a).
TL: Hualien County, Taiwan. Holotype's gen. slide no. CIS-4706. [OPUJ]
114. **undulata** Park, 2002 (Figure 114)
Nosphistica undulata Park, 2002. (Park, 2002a).
TL: Loei, Thailand. Holotype's gen. slide no. ZM/Park-1. [ZMUC]
- Onnuria* Park, 2011
115. **arfakana** Park, 2011 (Figure 115)
Onnuria arfakana Park, 2011. (Park, 2011a).
TL: Birdshaped Peninsula, Papua, Indonesia. Holotype's gen. slide no. CIS-5953. [RMNH]




Figure 94–102. Images of types, their labels, and antenna (No. 100a and 102a) of *Lecthocera* Herrich-Schäffer and *Neopectinimura* Park.

116. **depaprensis** Park, 2011 (Figures 116 and 116a)
Onnuria depaprensis Park, 2011. (Park, 2011c).
 TL: Depapre, Papua, Indonesia. Holotype's gen. slide no. CIS-5954. [RMNH]
117. **melanotoma** Park, 2011 (Figures 117 and 117a)
Onnuria melanotoma Park, 2011. (Park, 2011d).
 TL: Morobe, Papua New Guinea. Holotype's gen. slide no. CIS-5734. [RMNH]
118. **tenuiella** Park, 2011 (Figures 118 and 118a)
Onnuria tenuiella Park, 2011. (Park, 2011d).
 TL: Morobe, Papua New Guinea. Holotype's gen. slide no. CIS-5745. [USNM]
119. **xanthochroa** Park, 2011 (Figures 119 and 119a)
Onnuria xanthochroa Park, 2011. (Park, 2011d).
 TL: Morobe, Papua New Guinea. Holotype's gen. slide no. CIS-5866. [USNM]
120. **areola** Park, 2011 (Figure 120)
Pectinimura areola Park, 2011. (Park, 2011e).
 TL: Morobe, Papua New Guinea. Holotype's gen. slide no. CIS-5712. [USNM]
121. **batubatuensis** Park and Byun, 2008 (Figure 121)
Pectinimura batubatuensis Park and Byun, 2008. (Park and Byun, 2008a).
 TL: Tawi Tawi, The Philippines. Holotype's gen. slide no. CIS-5493. [ZMUC]
122. **brahmanica** Park, 2011 (Figure 122)
Pectinimura brahmanica Park, 2011. (Park, 2011e).
 TL: Madang, Papua New Guinea. Holotype's gen. slide no. CIS-5892. [USNM]
123. **crassipalpis** Park and Byun, 2008 (Figure 123)
Pectinimura crassipalpis Park and Byun, 2008. (Park and Byun, 2008a).




Figure 103–113. Images of types, their labels, and labial palpus (No. 106a) of *Neopectinimura* Park.

- TL: Loei, Thailand. Holotype's gen. slide no. CIS-4773. [OPUJ]
124. **crinalis** Park and Byun, 2008 (Figure 124)
Pectinimura crinalis Park and Byun, 2008. (Park and Byun, 2008a).
 TL: Palawan, Philippines. Holotype's gen. slide no. CIS-5450. [ZMUC]
125. **gilvicostata** Park, 2011 (Figure 125)
Pectinimura gilvicostata Park, 2011. (Park, 2011e).
 TL: Morobe, Papua New Guinea. Holotype's gen. slide no. CIS-5981. [USNM]
126. **montiatilis** Park and Byun, 2008 (Figure 126)
Pectinimura montiatilis Park and Byun, 2008. (Park and Byun, 2008a).
 TL: Palawan, Philippines. Holotype's gen. slide no. CIS-5448. [ZMUC]
127. **singularis** Park, 2011 (Figure 127)
Pectinimura singularis Park, 2011. (Park, 2011e).
 TL: Morobe, Papua New Guinea. Holotype's gen. slide no. CIS-5783. [USNM]
128. **ranongensis** Park, 2009 (Figure 128)
Procharista ranongensis Park, 2009. (Park and Wu, 2009).
 TL: Ranong, Thailand. Holotype's gen. slide no. CIS-5827. [OPUJ]
129. **spectabilosa** Park, 2009 (Figure 129)
Procharista spectabilosa Park, 2009. (Park and Wu, 2009).
 TL: Ranong, Thailand. Holotype's gen. slide no. CIS-5855. [OPUJ]
- Sarisophora* Meyrick, 1904
130. **beckerina** Park, 2012 (Figure 130)
Sarisophora beckerina Park, 2012. (Park, 2012d).
 TL: Morobe, Papua New Guinea. Holotype's gen. slide no. CIS-5775. [USNM]
131. **cyanostigmatis** Park, 2012 (Figure 131)
Sarisophora cyanostigmatis Park, 2012. (Park, 2012d).




Figure 114–123. Images of types, their labels, and labial palpus (No. 116a–119a) of *Neopectinimura* Park, *Onnuria* Park, and *Pectinimura* Park.

- TL: Morobe, Papua New Guinea. Holotype's gen. slide no. CIS-5933. [USNM]
132. ***designata* Park, 2012** (Figure 132)
Sarisophora designata Park, 2012. (Park, 2012d).
 TL: Morobe, Papua New Guinea. Holotype's gen. slide no. CIS-5786. [USNM]
133. ***hadroides* Park, 2012** (Figure 133)
Sarisophora hadroides Park, 2012. (Park, 2012d).
 TL: Morobe, Papua New Guinea. Holotype's gen. slide no. CIS-5800. [USNM]
134. ***melanotata* Park, 2012** (Figure 134)
Sarisophora melanotata Park, 2012. (Park, 2012d).
 TL: Morobe, Papua New Guinea. Holotype's gen. slide no. CIS-6034. [USNM]
135. ***notornis* Park, 2012** (Figure 135)
Sarisophora notornis Park, 2012. (Park, 2012d).
 TL: Morobe, Papua New Guinea. Holotype's gen. slide no. CIS-5782. [USNM]
136. ***pyrrhotata* Park, 2012** (Figure 136)
Sarisophora pyrrhotata Park, 2012. (Park, 2012d).
 TL: Morobe, Papua New Guinea. Holotype's gen. slide no. CIS-5787. [USNM]
- Scolizona* Park, 2011
137. ***palinoides* Park, 2011** (Figures 137A and 137B)
Scolizona palinoides Park, 2011. (Park, 2011f).
 TL: Morobe, Papua New Guinea. Holotype's gen. slide no. CIS-5703. [USNM]
138. ***ulnaformis* Park, 2011** (Figures 138A and 138B)
Scolizona ulnaformis Park, 2011. (Park, 2011f).
 TL: Morobe, Papua New Guinea. Holotype's gen. slide no. CIS-5707. [USNM]




Figure 124–134. Images of types and their labels of *Neopectinimura* Park, *Procharista* Meyrick and *Sarisophora* Meyrick.

- Strombiola* Park, 2011
139. **papuana** Park, 2011 (Figures 139, 139a, and 139b)
Strombiola papuana Park, 2011. (Park, 2011c).
TL: Madang, Papua New Guinea. Holotype's gen. slide no. CIS-5890. [USNM]
 - Sulciolus* Park, 2012
 140. **circulivalvae** Park, 2012 (Figures 140 and 140a)
Sulciolus circulivalvae Park, 2012. (Park, 2012e).
TL: Morobe Province, Papua New Guinea. Holotype's gen. slide no. CIS-6021. [USNM]
 141. **kaindiana** Park, 2012 (Figures 141 and 141a)
Sulciolus kaindiana Park, 2012. (Park, 2012e).
TL: Morobe Province, Papua New Guinea. Holotype's gen. slide no. CIS-5762. [USNM]
 - Synersaga* Gozmány, 1978
 142. **kuni** Park, 2007 (Figure 142)
Synersaga kuni Park, 2007. (Park et al., 2007).
TL: Cuc Phung National Park, Vietnam. Holotype's gen. slide no. CIS-5063. [KNA]
 143. **mondulkiriensis** Park and Bae, 2012 (Figure 143)
Synersaga mondulkiriensis Park and Bae, 2012. (Park and Bae, 2012).
TL: Mondulkiri, Cambodia. Holotype's gen. slide no. CIS-6072. [KNA]
 144. **nigriptera** Park, 2007 (Figure 144)
Synersaga nigriptera Park, 2007. (Park et al., 2007).
TL: Ba Be National Park, Vietnam. Holotype's gen. slide no. CIS-5241. [KNA]
 145. **phuruaensis** Park, 2009 (Figure 145)
Synersaga phuruaensis Park, 2009. (Park, 2009b).




Figure 135–143. Images of types, their labels, and labial palpus (No. 137a–141a) of *Sarisophora* Meyrick, *Scolizona* Park, *Sulciolus* Park, and *Synergasa* Gozmány.

TL: Loei, Thailand. Holotype's gen. slide no. CIS-5805. [OPUJ]

Telephata Meyrick, 1916

146. **ferruginula** Park, 2011 (Figures 146 and 146a)

Telephata ferruginula Park, 2011. (Park, 2011g).

TL: West Highlands Province, Papua New Guinea. Holotype's gen. slide no. CIS-5768. [USNM]

147. **melanista** Park, 2011 (Figures 147 and 147a)

Telephata melanista Park, 2011. (Park, 2011g).

TL: Morobe Province, Papua New Guinea. Holotype's gen. slide no. CIS-5777. [USNM]

Thailepidonia Park, 2007

148. **yoshiyasui** Park, 2007 (Figures 148 and 148a)

Thailepidonia yoshiyasui Park, 2007. (Park, 2007a).

TL: Loei, Thailand. Holotype's gen. slide no. CIS-4778. [OPUJ]

Tisis Walker, 1864

149. **amabilis** Park, 2003 (Figure 149)

Tisis amabilis Park, 2003. (Park, 2003b).

TL: Sabah, Malaysia. Holotype's gen. slide no. CIS-4806. [OPUJ]

150. **asterias** Park, 2003 (Figure 150)

Tisis asterias Park, 2003. (Park, 2003c).

TL: Ranong, Na Kha, Thailand. Holotype's gen. slide no. TS-90. [OPUJ]

151. **aurantiella** Park, 2003 (Figure 151)

Tisis aurantiella Park, 2003. (Park, 2003d).

TL: Palawan, Philippines. Holotype's gen. slide no. CIS-4873. [ZMUC]

152. **aurifasciata** Park, 2007 (Figure 152)

Tisis aurifasciata Park, 2007. (Park, 2007b).

TL: Sumatra, Indonesia. Holotype's gen. slide no. CIS-5105. [MCUF]





Figure 144–153. Images of types, their labels, and labial palpus (No. 146a–148a) of *Synergisa* Gozmány, *Telephata* Meyrick, *Thailepidonia* Park, and *Tisis* Walker.

153. **colubrialis** Park, 2005 (Figure 153)
Tisis colubrialis Park, 2005. (Park et al., 2005a).
 TL: Sabah, Malaysia. Holotype's gen. slide no. CIS-4879. [OPUJ]
154. **diehli** Park, 2007 (Figure 154)
Tisis diehli Park, 2007. (Park, 2007b).
 TL: Sumatra, Indonesia. Paratype's gen. slide no. CIS-5108. [MCUF]
155. **frimensis** Park, 2005 (Figure 155)
Tisis frimensis Park, 2005. (Park et al., 2005a).
 TL: Sabah, Malaysia. Holotype's gen. slide no. 0669/Kumata. [SEHU]
156. **gloriosa** Park, 2009 (Figure 156)
Tisis gloriosa Park, 2009. (Park, 2009b).
 TL: Loei, Thailand. Holotype's gen. slide no. CIS-5807. [OPUJ]
157. **javaica** Park, 2007 (Figure 157)
Tisis javaica Park, 2007. (Park, 2007b).
 TL: Java, Indonesia. Holotype's gen. slide no. CIS-5010. [MNHU]
158. **latiductalis** Park, 2005 (Figure 158)
Tisis latiductalis Park, 2005. (Park, 2005c).
 TL: Sabah, Malaysia. Holotype's gen. slide no. CIS-4881. [SEHU]
159. **nielsenii** Park, 2001 (Figure 159)
Tisis nielsenii Park, 2001. (Park, 2001a).
 TL: Nakhon Nayok, Thailand. [KNA]
160. **penrissenica** Park, 2005 (Figure 160)
Tisis penrissenica Park, 2005. (Park et al., 2005a).
 TL: Mt. Penrissen, Malaysian Borneo. Holotype's gen. slide no. CIS-4852 [RMNH]
161. **sabahensis** Park, 2003 (Figure 161)
Tisis sabahensis Park, 2003. (Park, 2003a).
 TL: Sabah, Malaysia. Holotype's gen. slide no. CIS-4807. [OPUJ]
162. **sophistica** Park, 2003 (Figure 162)
Tisis sophistica Park, 2003. (Park, 2003d).

Figure 154–163. Images of types and their labels of *Tisis* Walker.

- TL: Palawan, Philippines. Holotype's gen. slide no. CIS-4871. [MNHU]
163. **sumatraensis** Park, 2007 (Figure 163)
Tisis sumatraensis Park, 2007. (Park, 2007b).
 TL: N. Sumatra, Indonesia. Holotype's gen. slide no. CIS-4858. [RMNH]
164. **thaiiana** Park, 2003 (Figure 164)
Tisis thaiiana Park, 2003. (Park, 2003c).
 TL: Chanthaburi, Thailand. Holotype's gen. slide no. CIS-4804. [OPUJ]
165. **xantholepidos** Park, 2003 (Figure 165)
Tisis xantholepidos Park, 2003. (Park, 2003d).
 TL: Tawi Tawi, Philippines. Holotype's gen. slide no. CIS-4869. [ZMUC]
165. **yasudai** Park, 2003 (Figure 166)
Tisis yasudai Park, 2003. (Park, 2003b).
 TL: Sabha, Malaysia. Holotype's gen. slide no. CIS-4809. [OPUJ]
- Timyra* Walker, 1864
167. **antichira** Wu and Park, 1999 (Figure 167)
Timyra antichira Wu and Park, 1999. (Wu and Park, 1999b).
 TL: Tri., Sri Lanka. Holotype's gen. slide no. USNM-90086. [USNM]
168. **caulisivena** Wu and Park, 1999 (Figure 168)
Timyra caulisivena Wu and Park, 1999. (Wu and Park, 1999b).
 TL: Gal., Sri Lanka. Holotype's gen. slide no. USNM-88920. [USNM]




Figure 164–172. Images of types and their labels of *Tisis* Walker and *Timyra* Walker, and *Woonpaikia* Park.

169. *citrinodema* Wu and Park, 1999 (Figure 169)
Timyra citrinodema Wu and Park, 1999. (Wu and Park, 1999b).
 TL: Gal., Sri Lanka. Holotype's gen. slide no. USNM-88807. [USNM]
170. *oculinota* Wu and Park, 1999 (Figure 170)
Timyra oculinota Wu and Park, 1999. (Wu and Park, 1999b).
 TL: Kal., Sri Lanka. Holotype's gen. slide no. USNM-88852. [USNM]
171. *stenomacra* Wu and Park, 1999 (Figure 171)
Timyra stenomacra Wu and Park, 1999. (Wu and Park, 1999b).
 TL: Gal., Sri Lanka. Holotype's gen. slide no. USNM-90122. [USNM, Type not found]
- Woonpaikia* Park, 2010
172. *angoonae* Park, 2010 (Figure 172)
Woonpaikia angoonae Park, 2010. (Park, 2010a).
 TL: Chiang Mai, Thailand. Holotype's gen. slide no. CIS-5565. [OPUJ]

173. *villosa* Park, 2010 (Figure 173)
Woonpaikia villosa Park, 2010. (Park, 2010a).
 TL: Chiang Mai, Thailand. Holotype's gen. slide no. CIS-4754. [OPUJ]
- ## II. Subfamily TORODORINAE
- ### *Anaxyrina* Meyrick, 1918
174. *albicostalis* Park, 2008 (Figure 174)
Anaxyrina albicostalis Park, 2008. (Park, 2008a).
 TL: Khao Yai, Thailand. Holotype's gen. slide no. CIS-5411. [OPUJ]
- Antiochtha* Meyrick, 1905
175. *aquila* Park, 2002 (Figure 175)
Antiochtha aquila Park, 2002. (Park, 2002b).
 TL: Chiang Mai, Thailand. Holotype's gen. slide no. CIS-4787. [ZMUC]




Figure 174–183. Images of types and their labels of *Anaxyrina* Meyrick, *Antiochtha* Meyrick, and *Athymoris* Meyrick.

176. **angustivalva** **Park, 2006** (Figure 176)
Antiochtha angustivalva Park, 2006. (Park et al., 2006).
 TL: Cuc Phung National Park, Vietnam. Holotype's gen. slide no. CIS-5216. [KNA]
177. **longivincula** **Wu and Park, 1998** (Figure 177)
Antiochtha longivincula Wu and Park, 1998. (Wu and Park, 1998).
 TL: Kal., Sri Lanka. Holotype's gen. slide no. USNM-87865. [USNM]
178. **nakhonica** **Park, 2002** (Figure 178)
Antiochtha nakhonica Park, 2002. (Park, 2002b).
 TL: Chiang Mai, Thailand. Holotype's gen. slide no. USNM-4815. [ZMUC]
179. **pycnotarsa** **Park, 2001** (Figure 179)
Antiochtha pycnotarsa Park, 2001. (Park and Wu, 2001).
 TL: Kagella, Sri Lanka. [ZMUC]
180. **pusilla** **Park, 2002** (Figure 180)
Antiochtha pusilla Park, 2002. (Park, 2002b).
 TL: Nakhon Nayok, Thailand Holotype's gen. slide no. CIS-4836. [ZMUC]
181. **semialis** **Park, 2002** (Figure 181)
Antiochtha semialis Park, 2002. (Park, 2002b).
 TL: Chiang Mai, Thailand Holotype's gen. slide no. CIS-4835. [ZMUC]
182. **triangulosa** **Park, 2008** (Figure 182)
Antiochtha triangulosa Park, 2008. (Park, 2008b).
 TL: Palawan, Philippines. Holotype's gen. slide no. CIS-4815. [ZMUC]
183. **aurantiella** **Park, 2000** (Figure 183)
Athymoris aurantiella Park, 2000. (Park, 2002b).
 TL: Tien-Chi, 2360m, Kaohsiung Co., Taiwan, 11/1996, K.T. Park et H.K. Lee. [ZMUC]




Figure 184–193. Images of types and their labels of *Athymoris* Meyrick, *Caveana* Park, *Chrysonasma* Park, *Coprptilia* Snellen, and *Deltoplastis* Meyrick.

- TL: Hsingchu County, Taiwan. Holotype's gen. slide no. CIS-4104. [MCUF]
184. ***dibaliodes* Park, 2010** (Figure 184)
Athymoris dibaliodes Park, 2010. (Park, 2010b).
 TL: Nakhon Nayok, Thailand. Holotype's gen. slide no. CIS-5692. [OPUJ]
185. ***liukueiensis* Park, 2000** (Figure 185)
Athymoris liukueiensis Park, 2000. (Park, 2002b).
 TL: Liukueiensis, Taiwan. Paratype's gen. slide no. CIS-4502. [MCUF]
186. ***subtrigona* Park, 2000** (Figure 186)
Athymoris subtrigona Park, 2000. (Park, 2000b).
 TL: Ilan County, Taiwan. Paratype's gen. slide no. CIS-4503. [MCUF]
187. ***diemseoki* Park, 2010** (Figure 187)
Caveana diemseoki Park, 2010. (Park, 2010c).
 TL: Chiang Mai, Thailand. Holotype's gen. slide no. CIS-5801. [OPUJ]
188. ***senuri* Park, 2013** (Figure 188)
Caveana senuri Park, 2013. (Park et al., 2013a).
 TL: Kaohsiung County, Taiwan. Paratype's gen. slide no. CIS-6138. [MCUF]
- Chrysonasma* Park, 2008
189. ***caliginosa* Park and Byun, 2008** (Figure 189)
Chrysonasuma caliginosa Park and Byun, 2008. (Park and Byun, 2008b).




Figure 194–203. Images of types and their labels of *Deltoplastis* Meyrick, *Halolaguna* Gozmány, *Heppneralis* Park, and *Hygroplasta* Meyrick.

- TL: Palawan, Philippines. Holotype's gen. slide no. CIS-5408. [ZMUC]
- Coproptilia* Snellen, 1903
190. **tawiensis** Park, 2009 (Figure 190)
Coproptilia tawiensis Park, 2009. (Park and Ji, 2009).
 TL: Twi Twi, Philippines. Holotype's gen. slide no. CIS-5457. [ZMUC]
- Deltoplastis* Meyrick, 1925
191. **cognata** Wu and Park, 1998 (Figure 191)
Deltoplasta cognata Wu and Park, 1998. (Wu and Park, 1998).
 TL: Rat., Sri Lanka. Holotype's gen. slide no. USNM-89000. [USNM]
192. **figurodigita** Wu and Park, 1998 (Figure 192)
Deltoplasta figurodigita Wu and Park, 1998. (Wu and Park, 1998).
 TL: Palawan, Philippines. Holotype's gen. slide no. CIS-5408. [ZMUC]
- Coproptilia* Snellen, 1903
193. **lamellospina** Wu and Park, 1998 (Figure 193)
Deltoplasta lamellospina Wu and Park, 1998. (Wu and Park, 1998).
 TL: Rat., Sri Lanka. Holotype's gen. slide no. USNM-89226 [USNM]
194. **ovatella** Park, 2001 (Figure 194)
Deltoplasta ovatella Park, 2001. (Park, 2001c).
 TL: Hsinchu County, Taiwan. Holotype's gen. slide no. CIS-4085 [MCUF]
- Halolaguna* Gozmány, 1978
195. **palinensis** Park, 2000 (Figure 195)
Halolaguna palinensis Park, 2000. (Park, 2000c).
 TL: Gal., Sri Lanka. Holotype's gen. slide no. USNM-89175. [USNM]




Figure 205–214. Images of types and their labels of *Hygroplasta* Meyrick, *Hyperochtha* Meyrick, *Lepidozonates* Park, and *Notialis* Park.

- TL: Ilan County, Taiwan. Holotype's gen. slide no. CIS-4261. [KNA]
196. **sanmaru** Park, 2011 (Figure 196)
Halolaguna sanmaru Park, 2011. (Park, 2011h).
TL: Chiang Mai, Thailand. Holotype's gen. slide no. CIS-5903. [OPUJ]
- Heppneralis* Park, 2012
197. **decorella** Park, 2012 (Figure 197)
Heppneralis decorella Park, 2012. (Park, 2013b).
TL: North Sulawesi, Indonesia. Holotype's gen. slide no. CIS-6103. [MCUF]
198. **dumogaensis** Park, 2012 (Figure 198)
Heppneralis dumogaensis Park, 2012. (Park, 2013b).
TL: North Sulawesi, Indonesia. Holotype's gen. slide no. CIS-6042. [MCUF]
- Hygroplasta* Meyrick, 1925
199. **atrifasciata** Park, 2003 (Figure 199)
Hygroplasta atrifasciata Park, 2003. (Park, 2003e).
TL: Loei, Thailand. Holotype's gen. slide no. CIS-4788. [OPUJ]
200. **canitiana** Wu and Park, 1998 (Figure 200)
Hygroplasta canitiana Wu and Park, 1998. (Wu and Park, 1998).
TL: Kan., Sri Lanka. Holotype's gen. slide no. USNM-89216. [USNM]
201. **merinx** Wu and Park, 1998 (Figure 201)
Hygroplasta merinx Wu and Park, 1998. (Wu and Park, 1998).
TL: Rat., Sri Lanka. Holotype's gen. slide no. USNM-89212. [USNM]
202. **monila** Wu and Park, 1998 (Figure 202)
Hygroplasta monila Wu and Park, 1998. (Wu and Park, 1998).
TL: Kan., Sri Lanka. Holotype's gen. slide no. USNM-89218. [USNM]




Figure 215–224. Images of types and their labels of *Philharmonia* Gozmány, and *Thubana* Walker.

203. **onyxijuxta** Wu and Park, 1998 (Figure 203)
Hygroplasta onyxijuxta Wu and Park, 1998. (Wu and Park, 1998).
TL: Gal., Sri Lanka. Holotype's gen. slide no. USNM-88940. [USNM]
204. **parviella** Park, 2003 (Figure 204)
Hygroplasta parviella Park, 2003. (Park, 2003e).
TL: Phangnga, Thailand. Holotype's gen. slide no. CIS-4788. [OPU]
205. **plocioura** Park, 2003 (Figure 205)
Hygroplasta plocioura Park, 2003. (Park, 2003e).
TL: Palawan, Philippines. Holotype's gen. slide no. CIS-4837. [ZMUC]
206. **promyctera** Wu and Park, 1998 (Figure 206)
Hygroplasta promyctera Wu and Park, 1998. (Wu and Park, 1998).
TL: Gal., Sri Lanka. Holotype's gen. slide no. USNM-89211. [USNM]
207. **utricula** Wu and Park, 1998 (Figure 207)
Hygroplasta utricula Wu and Park, 1998. (Wu and Park, 1998).
TL: Kan., Sri Lanka. Holotype's gen. slide no. USNM-88945. [USNM]
- Hyperochtha* Meyrick, 1925
208. **acanthovalva** Park, 2001 (Figure 208)
Hyperochtha acanthovalva Park, 2001. (Park and Wu, 2001).
TL: Kan, Sri Lanka. [USNM]
209. **tanyglocha** Wu and Park, 1999 (Figure 209)
Hyperochtha tanyglocha Park, 1999. (Wu and Park, 1999e).
TL: Kan, Sri Lanka. [USNM]
- Lepidozonates* Park, 2013
210. **prominens** Park, 2013 (Figure 210)
Lepidozonates prominens Park, 2013. (Park et al., 2013a).




Figure 225–234. Images of types and their labels of *Thubana* Walker.

- TL: Mae Hong Son, Taiwan. Holotype's gen. slide no. CIS-6127. [MCUF]
211. ***tenebrosellus* Park, 2013** (Figure 211)
Lepidozonates tenebrosellus Park, 2013. (Park et al., 2013a).
 TL: Mae Hong Son, Thailand. Holotype's gen. slide no. CIS-6124. [MCUF]
212. ***viciniolus* Park, 2013** (Figure 212)
Lepidozonates viciniolus Park, 2013. (Park et al., 2013a).
 TL: Taichung, Taiwan. Holotype's gen. slide no. CIS-5912. [MCUF]
- Notialis* Park, 2009
213. ***stigmatis* Park, 2009** (Figure 213)
Notialis stigmatis Park, (Park and Kim, 2009).
 TL: Palawan, Philippinnes. Paratype's gen. slide no. CIS-5410. [ZMUC]
214. ***vernaculae* Park, 2009** (Figure 214)
Notialis vernaculae Park, (Park and Kim, 2009).
 TL: Mae Hong Son, Taiwan. Holotype's gen. slide no. CIS-6127. [MCUF]
215. ***adusta* Park, 2000** (Figure 215)
Philharmonia adusta Park, 2000. (Park, 2000b).
 TL: Kenting Park, Taiwan. Paratype's gen. slide no. CIS-4276. [MCUF]
216. ***insigna* Wu and Park, 1999** (Figure 216)
Philharmonia insigna Wu and Park, 1999. (Wu and Park, 1999e).
 TL: Vav., Sri Lanka. Holotype's gen. slide no. USNM-88867. [USNM]
- Thubana* Walker, 1864
217. ***abbreviate* Park, 2003** (Figure 217)
Thubana abbreviate Park, 2009. (Park, 2003f).
 TL: Nakhon Nayok, Thailand. Holotype's gen. slide no. CIS-4818. [OPUJ]
218. ***adusta* Park, 2000** (Figure 218)
Philharmonia adusta Park, 2000. (Park, 2000b).
 TL: Kenting Park, Taiwan. Paratype's gen. slide no. CIS-4276. [MCUF]
219. ***gibizonaris* Park, 2013** (Figure 219)
Thubana gibizonaris Park, 2013. (Park et al., 2013a).
 TL: Matang Rd., Kuching Sarawak. Holotype's gen. slide no. CIS-5522. [MCUF]
220. ***gyrostigmatis* Park, 2009** (Figure 220)
Thubana gyrostigmatis Park, 2009. (Park et al., 2009).
 TL: Philippines, Luzon Bicol NP. Holotype's gen. slide no. CIS-5522. [MCUF]
221. ***helvilimbata* Park, 2003** (Figure 221)
Thubana helvilimbata Park, 2003. (Park et al., 2003).
 TL: Mt. Kinabalu, Sabah, E. Malaysia. Holotype's gen. slide no. CIS-4821. [MCUF]
222. ***kinabaluensis* Park & Sugisima, 2005** (Figure 222)
Thubana kinabaluensis Park & Sugisima, 2005. (Park and Sugisima, 2005).
 TL: Mt. Kinabalu, Sabah, E. Malaysia. Holotype's gen. slide no. CIS-5410. [ZMUC]
223. ***kubahensis* Park & Abang, 2005** (Figure 223)
Thubana kubahensis Park & Abang, 2005. (Park and Abang, 2005).
 TL: Sarawak, Kubah, Mt Sempu. Holotype's gen. slide no. CIS-4986. [MCUF]
224. ***kumatai* Park & Sugisima, 2005** (Figure 224)
Thubana kumatai Park & Sugisima, 2005. (Park and Sugisima, 2005).
 TL: Mt. Kinabalu, Sabah, E. Malaysia. Holotype's gen. slide no. CIS-5410. [ZMUC]
225. ***doisuthepana* Park, 2003** (Figure 225)
Thubana doisuthepana Park, 2003. (Park et al., 2003).
 TL: Thailand. Holotype's gen. slide no. CIS-4826. [MCUF]
226. ***eremophila* Park, 2013** (Figure 226)
Thubana eremophila Park, 2013. (Park et al., 2013a).
 TL: Cambodia. Holotype's gen. slide no. CIS-6094. [MCUF]
227. ***erycinae* Park & Heppner, 2009** (Figure 227)
Thubana erycinae Park & Heppner, 2009. (Park and Heppner, 2009).
 TL: Indonesia: Sumatra. Holotype's gen. slide no. CIS-5597. [MCUF]
228. ***fangensis* Park, 2003** (Figure 228)
Thubana fangensis Park, 2003. (Park et al., 2003).
 TL: Thailand. Holotype's gen. slide no. CIS-4819. [MCUF]




Figure 235–244. Images of types and their labels of *Philharmonia* Gozmány, and *Thubana* Walkle.

218. ***apicalis* Park and Heppner, 2009** (Figure 218)
Thubana apicalis Park and Heppner, 2009. Ent. Sci. 12: 320.
 TL: Sumatra, Indonesia. Holotype's gen. slide no. CIS-5598.
 [MCFU]
219. ***batillua* Park, 2003** (Figure 219)
Thubana batillua Park, 2003. (Park, 2003f).
 TL: Phangnga, Thailand. Holotype's gen. slide no. CIS-4786.
 [OPUJ]
220. ***caligaris* Park, 2003** (Figure 220)
Thubana caligaris Park, 2003. (Park, 2003f).
 TL: Phangnga, Thailand. Holotype's gen. slide no. CIS-4816.
 [OPUJ]
221. ***chanthaburiensis* Park, 2003** (Figure 221)
Thubana chanthanaburiensis Park, 2003. (Park, 2003f).
 TL: Nakhon Nayok, Thailand. Holotype's gen. slide no. CIS-4796.
 [OPUJ]
222. ***circularis* Park, 2006** (Figure 222)
Thubana circularis Park, 2006. (Park, 2006c).
 TL: Son La, Vietnam. Holotype's gen. slide no. CIS-4908.
 [KNA]
223. ***clavula* Park, 2003** (Figure 223)
Thubana clavula Park, 2009. (Park, 2003f).
 TL: Phangnga, Thailand. Holotype's gen. slide no. CIS-4828.
 [OPUJ]
224. ***dialeukos* Park, 2003** (Figure 224)
Thubana dialeukos Park, 2009. (Park, 2003f).
 TL: Chiang Mai, Thailand. Holotype's gen. slide no. CIS-4817.
 [OPUJ]
225. ***doisuthepana* Park, 2003** (Figure 225)
Thubana doisuthepana Park, 2009. (Park, 2003f).
 TL: Chiang Mai, Thailand. Holotype's gen. slide no. CIS-4826.
 [OPUJ]




Figure 245–254. Images of types and their labels of *Thubana* Walker and *Torodora* Meyrick.

226. *eremophila* Park, 2013 (Figure 226)
Thubana eremophila Park, 2013. (Park et al., 2013a).
 TL: Pursat, Cambodia. Holotype's gen. slide no. CIS-6094. [KNA]
227. *erycinae* Park and Heppner, 2009 (Figure 227)
Thubana erycinae Park and Heppner, 2009. (Park and Heppner, 2009).
 TL: Sumatra, Indonesia. Holotype's gen. slide no. CIS-5597. [FSCA]
228. *fangensis* Park, 2003 (Figure 228)
Thubana fangensis Park, 2009. (Park, 2003f).
 TL: Chiang Mai, Thailand. Holotype's gen. slide no. CIS-4819. [OPUJ]
229. *gilvizonaris* Park, 2013 (Figure 229)
Thubana gilvizonaris Park, 2013. (Park et al., 2013a).
 TL: Kuching, Sarawak, Indonesia. Holotype's gen. slide no. CIS-6050. [RMNH]
230. *gyrostigmatis* Park, 2009 (Figure 230)
Thubana gyrostigmatis Park, 2009. (Park, 2009c).
 TL: Luzon, Philippines. Holotype's gen. slide no. CIS-5522. [MNHU]
231. *helvilimbata* Park, 2003 (Figure 231)
Thubana helvilimbata Park, 2009. (Park, 2003f).
 TL: Ranong, Thailand. Holotype's gen. slide no. CIS-4821. [OPUJ]
232. *kinabaluensis* Park and Sugisima, 2005 (Figure 232)
Thubana kinabaluensis Park and Sugisima, 2005. (Park et al., 2005b).
 TL: Sabah, Malaysia. Holotype's gen. slide no. CIS-1175. [UMSM]
233. *kubahensis* Park and Abang, 2005 (Figure 233)
Thubana kubahensis Park and Abang, 2005. (Park et al., 2005b).
 TL: Sarawak, Malaysia. Holotype's gen. slide no. CIS-4986. [UMSM]




Figure 255–264. Images of types and their labels of *Torodora* Meyrick.

234. **kumatai** Park and Sugisima, 2005 (Figure 234)
Thubana kumatai Park and Sugisima, 2005. (Park et al., 2005b).
 TL: Sabah, Malaysia. Holotype's gen. slide no. CIS-1165. [UMSM]
235. **kurokoi** Park, 2003 (Figure 235)
Thubana kurokoi Park, 2009. (Park, 2003f).
 TL: Nakhon Nayok, Thailand. Holotype's gen. slide no. CIS-4785. [OPU]
236. **ochracea** Park and Abang, 2005 (Figure 236)
Thubana ochracea Park and Abang, 2005. (Park et al., 2005b).
 TL: Sarawak, Malaysia. Holotype's gen. slide no. CIS-4849. [UMSM]
237. **ochrodelta** Park, 2003 (Figure 237)
Thubana ochrodelta Park, 2003. (Park, 2003f).
 TL: Chanthaburi, Thailand. Holotype's gen. slide no. CIS-4822. [OPU]
238. **pedicucullata** Park, 2009 (Figure 238)
Thubana pedicucullata Park, 2009. (Park, 2009c).
 TL: Palawan, Philippines. Holotype's gen. slide no. CIS-5022. [ZMUC]
239. **prolata** Park and Abang, 2005 (Figure 239)
Thubana prolata Park and Abang, 2005. (Park et al., 2005b).
 TL: Sarawak, Malaysia. Holotype's gen. slide no. CIS-4847. [UMSM]
240. **quadrata** Park and Abang, 2005 (Figure 240)
Thubana quadrata Park and Abang, 2005. (Park et al., 2005b).
 TL: Sarawak, Malaysia. Holotype's gen. slide no. CIS-4846. [UMSM]
241. **raphidodea** Park and Heppner, 2009 (Figure 241)
Thubana raphidodea Park and Heppner, 2009. (Park and Heppner, 2009).
 TL: Sulawesi, Indonesia. Holotype's gen. slide no. CIS-5564. [MCUF]




Figure 265–274. Images of types and their labels of *Torodora* Meyrick.

242. *seimaensis* Park, 2013 (Figures 242, 242a)
Thubana seimaensis Park, 2013. (Park et al., 2013a).
 TL: Mondulkiri, Cambodia. Holotype's gen. slide no. CIS-6076. [KNA]
243. *sellarius* Park and Heppner, 2009 (Figure 243)
Thubana sellarius Park and Heppner, 2009. (Park and Heppner, 2009).
 TL: Sumatra, Indonesia. Holotype's gen. slide no. CIS-5599. [MCUF]
244. *spinata* Park and Sugisima, 2005 (Figure 244)
Thubana spinata Park and Sugisima, 2005. (Park et al., 2005b).
 TL: Sabah, Malaysia. Holotype's gen. slide no. CIS-1169. [UMSM]
245. *stenosis* Park, 2003 (Figure 245)
Thubana stenosis Park, 2003. (Park, 2003f).
 TL: Chiang Mai, Thailand. Holotype's gen. slide no. CIS-4795. [OPUJ]
246. *albicuris* Park and Heppner, 2000 (Figure 246)
Torodora albicuris Park and Heppner, 2000. (Park and Heppner, 2000).
 TL: Tainan County, Taiwan. Holotype's gen. slide no. USNM-82492. [USNM]
247. *angustia* Park, 2007 (Figure 247)
Torodora angustia Park, 2007. (Park, 2007c).
 TL: Nakhon Nayok, Thailand. Holotype's gen. slide no. CIS-5249. [OPUJ]
248. *argenteola* Park, 2008 (Figure 248)
Torodora argenteola Park, 2008. (Park, 2008c).
 TL: Palawan, Philippines. Holotype's gen. slide no. CIS-5444. [ZMUC]
249. *aritari* Park, 2002 (Figure 249)
Torodora aritari Park, 2002. (Park, 2002c).
Torodora Meyrick, 1894




Figure 275–284. Images of types and their labels of *Torodora* Meyrick.

- TL: Nakhon Noyak, Thailand. Holotype's gen. slide no. CIS-4737. [OPUJ]
250. **babeana** Park, 2007 (Figure 250)
Torodora babeana Park, 2007. (Park, 2007d).
 TL: Cuc Phung National Park, Vietnam. Holotype's gen. slide no. CIS-5742. [KNA]
251. **bachmaensis** Park, 2006 (Figure 251)
Torodora bachmaensis Park, 2006. (Park et al., 2006).
 TL: Bach Ma, Vietnam. [Holotype's gen. slide no. CIS-5056. KNA]
252. **caligata** Park, 2008 (Figure 252)
Torodora caligata Park, 2008. (Park, 2008b).
 TL: Palawan, Philippines. Holotype's gen. slide no. CIS-5439. [ZMUC]
253. **calliginalis** Park, 2010 (Figure 253)
Torodora calliginalis Park, 2010. (Park, 2010b).
 TL: Nakhon Noyak, Thailand. Holotype's gen. slide no. CIS-4737. [OPUJ]
254. **cambodiana** Park, 2013 (Figure 254)
Torodora cambodiana Park, 2013. (Park et al., 2013b).
 TL: Pursat, Cambodia. Holotype's gen. slide no. CIS-6069. [MCUF]
255. **candida** Park, 2008 (Figure 255)
Torodora candida Park, 2008. (Park, 2008c).
 TL: Palawan, Philippines. Holotype's gen. slide no. CIS-5473. [ZMUC]
256. **capillaris** Park and Heppner, 2000 (Figure 256)
Torodora capillaris Park and Heppner, 2000. (Park and Heppner, 2000).
 TL: Ilan County, Taiwan. Holotype's gen. slide no. CIS-4091. [USNM]
257. **castanea** Park, 2008 (Figure 257)
Torodora castanea Park, 2008. (Park, 2008c).
 TL: Chiang Mai, Thailand. Holotype's gen. slide no. CIS-4734. [OPUJ]




Figure 285–294. Images of types and their labels of *Torodora* Meyrick.

- TL: Palawan, Philippines. Holotype's gen. slide no. CIS-5474. [ZMUC]
258. *cavecostalis* **Park, 2008** (Figure 258)
Torodora cavecostalis Park, 2008. (Park, 2008c).
 TL: Palawan, Philippines. Holotype's gen. slide no. CIS-5475. [ZMUC]
259. *chatolensis* **Park, 2008** (Figure 259)
Torodora chatolensis 2008. (Park, 2008c).
 TL: Luzon, Philippines. Holotype's gen. slide no. CIS-5461. [ZMUC]
260. *chiangdoica* **Park, 2002** (Figure 260)
Torodora chiangdoica Park, 2002. (Park, 2002c).
 TL: Chinag Mai, Thailand. Holotype's gen. slide no. CIS-4755. [OPUJ]
261. *chinanensis* **Park, 2003** (Figure 261)
Torodora chinanensis Park, 2003. (Park, 2003a).
262. *chumphonica* **Park, 2002** (Figure 262)
Torodora chumphonica Park, 2002. (Park, 2002c).
 TL: Chun phon, Thailand. Holotype's gen. slide no. CIS-4725. [OPUJ]
263. *epicharis* **Park, 2002** (Figure 263)
Torodora epicharis Park, 2002. (Park, 2002c).
 TL: Nakhon Nayok, Thailand. Paratype's gen. slide no. CIS-4842. [OPUJ]
264. *epiphorana* **Park, 2002** (Figure 264)
Torodora epiphorana Park, 2002. (Park, 2002c).
 TL: Chiang Mai, Thailand. Holotype's gen. slide no. CIS-ZMC-10. [ZMUC]
265. *epitriona* **Park, 2002** (Figure 265)
Torodora epitriona Park, 2002. (Park, 2002c).
266. *epithyma* **Park, 2002** (Figure 266)
Torodora epithyma Park, 2002. (Park, 2002c).
 TL: Palawan, Philippines. Holotype's gen. slide no. CIS-5474. [ZMUC]
267. *epithyma* **Park, 2002** (Figure 267)
Torodora epithyma Park, 2002. (Park, 2002c).
 TL: Palawan, Philippines. Holotype's gen. slide no. CIS-5475. [ZMUC]
268. *epithyma* **Park, 2002** (Figure 268)
Torodora epithyma Park, 2002. (Park, 2002c).
 TL: Palawan, Philippines. Holotype's gen. slide no. CIS-5476. [ZMUC]
269. *epithyma* **Park, 2002** (Figure 269)
Torodora epithyma Park, 2002. (Park, 2002c).
 TL: Palawan, Philippines. Holotype's gen. slide no. CIS-5477. [ZMUC]
270. *epithyma* **Park, 2002** (Figure 270)
Torodora epithyma Park, 2002. (Park, 2002c).
 TL: Palawan, Philippines. Holotype's gen. slide no. CIS-5478. [ZMUC]
271. *epithyma* **Park, 2002** (Figure 271)
Torodora epithyma Park, 2002. (Park, 2002c).
 TL: Palawan, Philippines. Holotype's gen. slide no. CIS-5479. [ZMUC]
272. *epithyma* **Park, 2002** (Figure 272)
Torodora epithyma Park, 2002. (Park, 2002c).
 TL: Palawan, Philippines. Holotype's gen. slide no. CIS-5480. [ZMUC]
273. *epithyma* **Park, 2002** (Figure 273)
Torodora epithyma Park, 2002. (Park, 2002c).
 TL: Palawan, Philippines. Holotype's gen. slide no. CIS-5481. [ZMUC]
274. *epithyma* **Park, 2002** (Figure 274)
Torodora epithyma Park, 2002. (Park, 2002c).
 TL: Palawan, Philippines. Holotype's gen. slide no. CIS-5482. [ZMUC]
275. *epithyma* **Park, 2002** (Figure 275)
Torodora epithyma Park, 2002. (Park, 2002c).
 TL: Palawan, Philippines. Holotype's gen. slide no. CIS-5483. [ZMUC]
276. *epithyma* **Park, 2002** (Figure 276)
Torodora epithyma Park, 2002. (Park, 2002c).
 TL: Palawan, Philippines. Holotype's gen. slide no. CIS-5484. [ZMUC]
277. *epithyma* **Park, 2002** (Figure 277)
Torodora epithyma Park, 2002. (Park, 2002c).
 TL: Palawan, Philippines. Holotype's gen. slide no. CIS-5485. [ZMUC]
278. *epithyma* **Park, 2002** (Figure 278)
Torodora epithyma Park, 2002. (Park, 2002c).
 TL: Palawan, Philippines. Holotype's gen. slide no. CIS-5486. [ZMUC]
279. *epithyma* **Park, 2002** (Figure 279)
Torodora epithyma Park, 2002. (Park, 2002c).
 TL: Palawan, Philippines. Holotype's gen. slide no. CIS-5487. [ZMUC]
280. *epithyma* **Park, 2002** (Figure 280)
Torodora epithyma Park, 2002. (Park, 2002c).
 TL: Palawan, Philippines. Holotype's gen. slide no. CIS-5488. [ZMUC]
281. *epithyma* **Park, 2002** (Figure 281)
Torodora epithyma Park, 2002. (Park, 2002c).
 TL: Palawan, Philippines. Holotype's gen. slide no. CIS-5489. [ZMUC]
282. *epithyma* **Park, 2002** (Figure 282)
Torodora epithyma Park, 2002. (Park, 2002c).
 TL: Palawan, Philippines. Holotype's gen. slide no. CIS-5490. [ZMUC]
283. *epithyma* **Park, 2002** (Figure 283)
Torodora epithyma Park, 2002. (Park, 2002c).
 TL: Palawan, Philippines. Holotype's gen. slide no. CIS-5491. [ZMUC]
284. *epithyma* **Park, 2002** (Figure 284)
Torodora epithyma Park, 2002. (Park, 2002c).
 TL: Palawan, Philippines. Holotype's gen. slide no. CIS-5492. [ZMUC]
285. *parakarismata* **Park, 2012** (Figure 285)
Torodora parakarismata Park, 2012. (Park, 2012).
 TL: Indonesia: Sumatra U. Mount Simasopa, 1 km west Sindaraya - 28.VIII.1992 400m J.B. Heppner & E.W. Diehl. [USNM]
286. *parasciadosa* **Park, 2014** (Figure 286)
T. parasciadosa Park, 2014. (Park, 2014).
 TL: TAIWAN: Nantou Co., Meifeng - 2100m - 6-9-IX-1988. J. Heppner. [USNM]
287. *parvifoliae* **Park, 2008** (Figure 287)
T. parvifoliae Park, 2008. (Park, 2008).
 TL: Philippines, Balabac Dalawan Bay 9. Oct. 1961. Noona Dan Exp 61-62. [ZMUC]
288. *pediformis* **Park, 2008** (Figure 288)
T. pediformis Park, 2008. (Park, 2008).
 TL: Philippines: Palawan at St Paul, 1.4 x 1955 Government Forest, Cayanon Tag. W. MEY. [ZMUC]
289. *pentagona* **Park, 2002** (Figure 289)
T. pentagona Park, 2002. (Park, 2002).
 TL: THAILAND MOONG MAT (Sao rat) LEPIIDPT. EXPED. TO TRAIL, DIST. 11-18.IV.1987 S. MORIUTI, T. SATO & Y. HATA. CIS Genitalia Slide No. 4762. [ZMUC]
290. *phamae* **Park, 2006** (Figure 290)
T. phamae Park, 2006. (Park, 2006).
 TL: Vietnam-Cucphuong Nat. Park Mac. 300m 2.V. 2005 K.T.Park & S.R.Kim. CIS Genitalia Slide No. 5052. [ZMUC]
291. *phuruensis* **Park, 2007** (Figure 291)
T. phuruensis Park, 2007. (Park, 2007).
 TL: THAILAND MOONG MAT (Sao rat) LEPIIDPT. EXPED. TO TRAIL, DIST. 11-18.IV.1987 S. MORIUTI, T. SATO & Y. HATA. CIS Genitalia Slide No. 4899. [ZMUC]
292. *pinigisanica* **Park, 2008** (Figure 292)
T. pinigisanica Park, 2008. (Park, 2008).
 TL: Philippines, Palawan Manlatingajain Pinigisan - 600 meter 22 Sept 1961 Noona Dan xp. 61-62. [ZMUC]
293. *piscarifura* **Wu & Park, 1999** (Figure 293)
T. piscarifura Wu & Park, 1999. (Wu & Park, 1999).
 TL: CEYLON Anu. Dist. Irrigation Bungalow Padaviya 180ft. 27 Feb. - 9 Mar. 1970 Davis & Rowe. HOLOTYPE USNM *Torodora piscarifura*. [USNM]
294. *pseudogalera* **Park, 2003** (Figure 294)
T. pseudogalera Park, 2003. (Park, 2003).
 TL: Upper Palip. 2200m Nan Co. Japan 11-31.VII.1982 K.T. Park et al. K. Lee. CIS Genitalia Slide No. 4191. [ZMUC]




Figure 295–304. Images of types and their labels of *Torodora* Meyrick.

- TL: Chinag Mai, Thailand. Holotype's gen. slide no. CIS-4839. [ZMUC]
266. **falcula** Wu and Park, 1999 (Figure 266)
Torodora falcula Wu and Park, 1999. (Wu and Park, 1999e).
 TL: Rat., Sri Lanka. Holotype's gen. slide no. USNM_89049. [USNM]
267. **fuscobasalis** Park, 2002 (Figure 267)
Torodora fuscobasalis Park, 2002. (Park, 2002c).
 TL: Chinag Mai, Thailand. Holotype's gen. slide no. CIS-4837. [ZMUC]
268. **hemiodes** Park, 2010 (Figure 268)
Torodora hemiodes Park, 2010. (Park, 2010b).
 TL: Chiang Mai, Thailand. Holotype's gen. slide no. CIS-5906. [OPUJ]
269. **karismata** Park, 2010 (Figure 269)
Torodora karismata Park, 2010. (Park, 2010c).
 TL: Nakhon Nayok, Thailand. Holotype's gen. slide no. CIS-5691. [OPUJ]
270. **karsholti** Park, 2002 (Figure 270)
Torodora karsholti Park, 2002. (Park, 2002c).
 TL: Nakhon Nayok, Thailand. Holotype's gen. slide no. CIS-4834. [ZMUC]
271. **lativalvata** Park, 2008 (Figure 271)
Torodora lativalvata Park, 2008. (Park, 2008b).
 TL: Palawan, Philippines. Holotype's gen. slide no. CIS-5502. [ZMUC]
272. **lechridia** Park, 2008 (Figure 272)
Torodora lechridia Park, 2008. (Park, 2008c).
 TL: Palawan, Philippines. Holotype's gen. slide no. CIS-5466. [ZMUC]
273. **lineata** Park, 2002 (Figure 273)
Torodora lineata Park, 2002. (Park, 2002c).




Figure 305–314. Images of types and their labels of *Torodora* Meyrick, *Triviola* Park, *Crocanthes* Meyrick, *Hannara* Park, and *Pacificulla* park.

- TL: Loei, Thailand. Holotype's gen. slide no. CIS-4841. [ZMUC]
 274. **loeica** Park, 2002 (Figure 274)
Torodora loeica Park, 2002. (Park, 2002c).
 TL: Loei, Thailand. Holotype's gen. slide no. CIS-4836. [ZMUC]
 275. **longilobella** Park, 2002 (Figure 275)
Torodora longilobella Park, 2002. (Park, 2002c).
 TL: Loei, Thailand. Holotype's gen. slide no. CIS-4840. [ZMUC]
 276. **meifengensis** Park, 2014 (Figure 276)
Torodora meifengensis Park, 2014. (Park et al., 2014).
 TL: Nantou County, Taiwan. Holotype's gen. slide no. CIS-6174. [MCUF]
 277. **meiyi** Park, 2008 (Figure 277)
Torodora meiyi Park, 2008. (Park, 2008c).
 TL: Luzon, Philippines. Holotype's gen. slide no. CIS-5288. [ZMUC]
 278. **moriyasu** Park, 2002 (Figure 278)
Torodora moriyasu Park, 2002. (Park, 2002c).
 TL: Nakhon Nayok, Thailand. Holotype's gen. slide no. CIS-4739. [OPUJ]
 279. **nabiella** Park, 2006 (Figure 279)
Torodora nabiella Park, 2006. (Park, 2006c).
 TL: Cuc Phung National Park, Vietnam Holotype's gen. slide no. CIS-5070. [KNA]
 280. **namalis** Park, 2008 (Figure 280)
Torodora namalis Park, 2008. (Park, 2008b).
 TL: Palawan, Philippines. Holotype's gen. slide no. CIS-5492. [ZMUC]
 281. **niphadodes** Park, 2012 (Figure 281)
Torodora niphadodes Park, 2012. (Park 2012f).
 TL: Palawan, Philippines Holotype's gen. slide no. CIS-6145. [MCUF]




Figure 315–320. Images of types and their labels of *Pacificulla* Park and *Lamprista* Park.

282. **occidentalis** Park, 2013 (Figure 282)
Torodora occidentalis Park, 2012. (Park et al., 2013).
 TL: Pursat, Cambodia. Holotype's gen. slide no. CIS-6066. [KNA]
283. **osamensis** Park, 2013 (Figure 283)
Torodora osamensis Park, 2013. (Park et al., 2013).
 TL: Pursat, Cambodia. Holotype's gen. slide no. CIS-6062. [KNA]
284. **oxygonata** Park, 2010 (Figure 284)
Torodora oxygonata Park, 2010. (Park, 2010b).
 TL: Chiang Mai, Thailand. Holotype's gen. slide no. CIS-4780. [OPUJ]
285. **parakarismata** Park, 2012 (Figure 285)
Torodora parakarismata Park, 2012. (Park, 2012f).
 TL: Sumatra, Indonesia. [Holotype's gen. slide no. CIS-6146. [MCUF]
286. **parasciadosa** Park, 2014 (Figure 286)
Torodora parasciadosa Park, 2014. (Park et al., 2014).
 TL: Nantou County, Taiwan. Holotype's gen. slide no. CIS-6178. [MCUF]
287. **parvifoliae** Park, 2008 (Figure 287)
Torodora parvifoliae Park, 2008. (Park, 2008c).
 TL: Balabac, Philippines. Holotype's gen. slide no. CIS-5481. [ZMUC]
288. **pediformis** Park, 2008 (Figure 288)
Torodora pediformis 2008. (Park, 2008c).
 TL: Palawan, Philippines. Holotype's gen. slide no. CIS-5441. [ZMUC]
289. **pentagona** Park, 2002 (Figure 289)
Torodora pentagona Park, 2002. (Park, 2002c).
 TL: Nakhon Nayok, Thailand. Holotype's gen. slide no. CIS-4764. [OPUJ]
290. **phamae** Park, 2006 (Figure 290)
Torodora phamae Park, 2006. (Park, 2006c).
 TL: Cuc Phung National Park, Vietnam. Holotype's gen. slide no. CIS-5052. [KNA]
291. **phuruensis** Park, 2007 (Figure 291)
Torodora phuruensis Park, 2007. (Park, 2007e).
 TL: Loei, Thailand. Holotype's gen. slide no. CIS-4899. [OPUJ]
292. **pinigisanica** Park, 2008 (Figure 292)
Torodora pinigisanica Park, 2008. (Park, 2008c).
 TL: Palawan, Philippines. Holotype's gen. slide no. CIS-5477. [ZMUC]
293. **piscarifura** Wu and Park, 1999 (Figure 293)
Torodora piscarifura Wu and Park, 1999. (Wu and Park, 1999e).
 TL: Anu., Sri Lanka. Holotype's gen. slide no. USNM-10527. [USNM]
294. **pseudogalera** Park, 2003 (Figure 294)
Torodora pseudogalera Park, 2003. (Park, 2003g).
 TL: Upper Paling, Taiwan. Holotype's gen. slide no. CIS-4191. [KNA]
295. **rectilinea** Park, 2003 (Figure 295)
Torodora rectilinea Park, 2003. (Park, 2003a).
 TL: Nantou County, Taiwan. Holotype's gen. slide no. CIS-4951. [MNHU]
296. **rectivalvata** Park, 2007 (Figure 296)
Torodora rectivalvata Park, 2007. (Park, 2007d).
 TL: Chiang Mai, Thailand. Holotype's gen. slide no. CIS-4960. [OPUJ]
297. **sabahana** Park, 2012 (Figure 297)
Torodora sabahana Park, 2012. (Park, 2012f).
 TL: Sabah, Malaysia. Holotype's gen. slide no. CIS-6147. [MCUF]
298. **sagmaria** Park, 2002 (Figure 298)
Torodora sagmaria Park, 2002. (Park, 2002c).
 TL: Chiang Mai, Thailand. Holotype's gen. slide no. CIS-4758. [OPUJ]
299. **silvatica** Park, 2007 (Figure 299)
Torodora silvatica Park, 2007. (Park, 2007e).
 TL: Phangnga, Thailand. Holotype's gen. slide no. CIS-4975. [OPUJ]

300. **spinula Park, 2002** (Figure 300)
Torodora spinula Park, 2002. (Park, 2002c).
TL: Chinag Mai, Thailand. Holotype's gen. slide no. CIS-4741. [OPUJ]
301. **uringensis Park, 2008** (Figure 301)
Torodora uringensis Park, 2008. (Park, 2008b).
TL: Palawan, Philippines. Holotype's gen. slide no. CIS-5491. [ZMUC]
302. **ventraliata Wu and Park, 1999** (Figure 302)
Torodora ventraliata Wu and Park, 1999. (Wu and Park, 1999e).
TL: Gal., Sri Lanka. Holotype's gen. slide no. USNM-10641. [USNM]
303. **vietnamensis Park, 2007** (Figure 303)
Torodora vietnamensis Park, 2007. (Park, 2007d).
TL: Tam Dao, Vietnam. Holotype's gen. slide no. CIS-4953. [KNA]
304. **wauensis Park, 2010** (Figures 304A and 304B)
Torodora wauensis Park, 2010. (Park, 2010d).
TL: Morobe, Papua New Guinea. Holotype's gen. slide no. CIS-5767. [USNM]
305. **youwon Park, 2010** (Figure 305)
Torodora youwon Park, 2010. (Park, 2010c).
TL: Loei, Thailand. Holotype's gen. slide no. CIS-5820. [OPUJ]
- Triviola* Park, 2010
306. **puiensis Park, 2010** (Figure 306)
Triviola puiensis Park, 2010. (Park, 2010c).
TL: Chiang Mai, Thailand. Holotype's gen. slide no. CIS-5700. [OPUJ]
- III. Crocanthes Meyrick and its related genera**
- Crocanthes** Meyrick, 1886
307. **cyclopsana Park, 2011** (Figure 307)
Crocanthes cyclopsana Park, 2011. (Park, 2011i).
TL: Depapre, Papua, Indonesia. Holotype's gen. slide no. CIS-5972. [RMNH]
308. **gatoralis Park, 2011** (Figure 308)
Crocanthes gatoralis Park, 2011. (Park, 2011i).
TL: Depapre, Papua, Indonesia. Holotype's gen. slide no. CIS-5970. [RMNH]
309. **poliozona Park, 2011** (Figure 309)
Crocanthes poliozona Park, 2011. (Park, 2011i).
TL: Madang, Papua New Guinea. Holotype's gen. slide no. CIS-5641. [USNM]
310. **warmarensis Park, 2011** (Figure 310)
Crocanthes warmarensis Park, 2011. (Park, 2011i).
TL: Birdshaped peninsula, Papua, Indonesia. Holotype's gen. slide no. CIS-5969. [RMNH]
- Hannara* Park, 2013
311. **buloloensis Park, 2013** (Figures 311, 311a)
Hannara buloloensis Park, 2011. (Park and Lee, 2013a).
TL: Bulolo, Papua New Guinea. Holotype's gen. slide no. CIS-5634. [USNM]
312. **genitis Park, 2013** (Figures 312, 312a)
Hannara genitis Park, 2011. (Park and Lee, 2013a).
TL: Lorentz, Papua, Indonesia. Holotype's gen. slide no. CIS-6401. [RMNH]
- Pacificulla* Park, 2012
313. **callisomata Park, 2012** (Figure 313)
Pacificulla callisomata Park, 2013. (Park and Lee, 2013b).
TL: Depapre, Papua, Indonesia. Holotype's gen. slide no. CIS-6040. [RMNH]
314. **cervicalis Park, 2012** (Figure 314)
Pacificulla cervicalis Park, 2013. (Park and Lee, 2013b).
TL: Jembatan Dua, Papua, Indonesia. Holotype's gen. slide no. CIS-6043. [RMNH]
315. **esdiparki Park, 2012** (Figure 315)
Pacificulla esdiparki Park, 2012. (Park and Lee, 2013b).
TL: Madang, Papua New Guinea. Holotype's gen. slide no. CIS-5637. [USNM]
316. **flavigera Park, 2012** (Figure 316)
Pacificulla flavigera Park, 2012. (Park and Lee, 2013b).
TL: Madang, Papua New Guinea. Holotype's gen. slide no. CIS-5629. [USNM]
317. **kekamatana Park, 2012** (Figure 317)
Pacificulla kekamatana Park, 2012. (Park and Lee, 2013b).
TL: Kecamatan Oksibill, Papua, Indonesia. Holotype's gen. slide no. CIS-6039. [RMNH]
318. **searsi Park, 2012** (Figure 318)
Pacificulla searsi Park, 2012. (Park and Lee, 2013b).
TL: Gulf Province, Papua New Guinea. Holotype's gen. slide no. CIS-6201. [USNM]
- Lamprista* Park, 2013
319. **emmeli Park, 2013** (Figure 319)
Lamprista emmeli Park, 2013. (Park and Lee, 2013c).
TL: Madang, Papua New Guinea. Paratype's gen. slide no. CIS-5614. [USNM]
320. **ortholepida Park, 2013** (Figure 320)
Lamprista ortholepida Park, 2013. (Park and Lee, 2013c).
TL: Madang, Papua New Guinea. Holotype's gen. slide no. CIS-5615. [USNM]

Conflicts of interest

All contributing authors declare no conflicts of interest.

Acknowledgments

My sincere gratitude to the following authorities and colleagues for the loan material, providing type specimens and photos of types for comparison, and helpful information for identification of species: K. Tuck, The Natural History Museum (BMNH), London, UK; J. Brown, Systematic Entomology Laboratory, US Department of Agriculture, National Museum of Natural History (USNM), Washington DC, USA; J.B. Heppner, McGuire Center of Lepidoptera and Biodiversity, University of Florida (MUF), Gainesville, Florida, USA; M. Horak, the Australian National Insect Collection (ANIC, CSIRO), Canberra, Australia; E.J. van Nieukerken and R. de Vosi, Rijksmuseum of Natuurlijke Historie (RMNH), Leiden, Netherlands; O. Karshort, Zoological Museum, University of Copenhagen, Copenhagen, Denmark.

I am grateful to the following colleagues who worked as co-authors in various papers related to Lecithoceridae: C. Wu, Zoological Institute Chinese Academy of Sciences, Beijing, China; HY Wang, formerly in the National Taiwan Museum, Taipei, Taiwan; F. Abang, University Malaysia Sarawak, Malaysia; T. Oku, Morioka, Japan; K. Sugisima, Sapporo, Japan; C. Nguyen and V. Pham, National Plant Protection Research Institute, Hanoi, Vietnam; A. Kun, Hungarian Natural History Museum, Budapest, Hungary; S. Lee, Arizona State University, Tempe, USA; J.C. Sohn, Smithsonian Institution, Washington DC, USA; Y.S. Bae, Incheon National University, Incheon, Korea; B.K. Byun, Hannam University, Daejeon, Korea; and M.Y. Kim, S. Kim and E.M. Ji, Korea. I thank G. E. Lee and H.S. Ko who helped me for taking photos of the specimens, preparation of genital slides during the last few years. Finally I am also

grateful to S. Cho for his careful reading of the manuscript with helpful comments.

References

- Diakonoff A. 1954. *Gelechiidae. Microlepidoptera of New Guinea. Results of the third archbold expedition*. Part IV. Verhandelingen der Koninklijke Nederlandse Akademie van Wetenschappen. AFD. Naturrkkunde Tweede Reeks, Deel L, No. 1. Amsterdam: North-Holland Pub. Co. pp. 3–185.
- Diakonoff A. 1967. *Timyridae. Microlepidoptera of Philippine Islands*. United States National Museum Bulletin 257. Washington, DC: Smithsonian Institution Press. pp. 125–147.
- Gozmány L. 1978. Lecithoceridae. In: Amsel HG, Gregor F, Reisser H, editors. *Microlepidoptera Palaearctica*, vol. 5. Wien: Verlag Georg Fromme and Co. 306 pp.
- Heikkilä M, Mutanen M, Kekkonen M, et al. 2013. Morphology reinforces proposed molecular phylogenetic affinities: a revised classification for Gelechioidea (Lepidoptera). *Cladistics* 2013:1–27. <http://dx.doi.org/10.1111/cla.12064>.
- Janse AJT. 1954. *Gelechiidae*. In *The moths of South Africa*, vol. V. Wageningen: Firma Ponsen & Looijen. pp. 301–464. Part 4.
- Lvovsky AL. 1996. Composition of the genus *Odites* and its position in the classification of the Gelechioidea (Lepidoptera). *Entomologicheskoe Obozrenie* 75:650–659.
- Meyrick E. 1925. *Lepidoptera Heterocera. Family Gelechiidae. Genera Insectorum* 184. Brussels. 290 pp.
- Park KT. 1999. Lecithoceridae (Lepidoptera) of Taiwan (I): Subfamily Lecithocerinae: Genera *Homaloxestis* Meyrick and *Lecithocera* Herrich-Schäffer. *Zoological Studies* 38 (2):238–256.
- Park KT. 2000a. Lecithoceridae (Lepidoptera) of Taiwan (II): Subfamily Lecithocerinae: Genera *Lecithocera* Herrich-Schäffer and its allies. *Zoological Studies* 39: 360–374.
- Park KT. 2000b. Lecithoceridae (Lepidoptera) of Taiwan (V): Subfamily Torodorinae: *Thubana* Walker *Athymoris* Meyrick, *Halolaguna* Gozmany, and *Philharmonia* Meyrick. *Insecta Koreana* 17:229–244.
- Park KT. 2001a. A new species of the genus *Tisis* (Lepidoptera, Lecithoceridae) from Thailand. *Korean Journal of Systematic Zoology* 17:59–63.
- Park KT. 2001b. Lecithoceridae (Lepidoptera) of Taiwan (IV): Subfamily Torodorinae: Genus *Deltoplastis* Meyrick. *Zoological Studies* 40:44–48.
- Park KT. 2002a. A revision of the genus *Nosphistica* Meyrick (Lepid., Lecithoceridae). *Zoological Studies* 40:251–262.
- Park KT. 2002b. Four new species of genus *Antiochtha* Meyrick (Lepidoptera, Lecithoceridae) from Thailand. *Journal of Asia-Pacific Entomology* 5:139–143.
- Park KT. 2002c. Taxonomic review of the genus *Torodora* Meyrick in Thailand, with descriptions of 15 new species (Lepid., Lecithoceridae). *Insecta Koreana* 19:147–166.
- Park KT. 2003a. Three new species of Lecithoceridae from Taiwan. *Journal of Asia-Pacific Entomology* 6:15–19.
- Park KT. 2003b. Three new species of the genus *Tisis* Walker from Malaysia (Sarawak), with notes on some little known species (Lepid., Lecithoceridae). *Insecta Koreana* 20:51–58.
- Park KT. 2003c. Two new species of the genus *Tisis* Walker from Thailand and Notes on *Tisis elegans* (Snellen) (Lepidoptera: Lecithoceridae). *Species Diversity* 8:267–274.
- Park KT. 2003d. Genus *Tisis* Walker in Philippines, with description of four new species (Lepidoptera, Lecithoceridae). *Entomological Science* 6:315–321.
- Park KT. 2003e. Three new species of genus *Hygroplasta* Meyrick (Lepidoptera, Lecithoceridae) from Philippines and Thailand. *Journal of Asia-Pacific Entomology* 6:131–135.
- Park KT. 2003f. *Thubana* species (Lepidoptera, Lecithoceridae) in Thailand, with description of twelve new species. *Journal of Asia-Pacific Entomology* 6:137–150.
- Park KT. 2003g. A new species of *Torodora* Meyrick (Lepidoptera, Lecithoceridae) from Taiwan. *Korean Journal of Applied Entomology* 42:289–291.
- Park KT. 2004. *Homaloxestis* species in Taiwan, with description of five new species (Lepidoptera, Lecithoceridae). *Journal of Asia-Pacific Entomology* 7:33–43.
- Park KT. 2005a. Four new species of the Genus *Frisilia* Walker from Thailand (Lepidoptera: Lecithoceridae). *Tinea* 18 (Suppl.):55–62.
- Park KT. 2005b. Genus *Lecithocera* of Thailand (I): Descriptions of three new species (Lepidoptera, Lecithoceridae) from Thailand. *Journal of Asia-Pacific Entomology* 8:233–237.
- Park KT. 2005c. Two new *Nosphistica* Meyrick (Lepidoptera, Lecithocera) from China and Vietnam. *Journal of Asia-Pacific Entomology* 8:123–126.
- Park KT. 2006. Genus *Lecithocera* of Thailand (II): Descriptions of four new species (Lepidoptera, Lecithoceridae) from Thailand. *Tinea* 19:98–103.
- Park KT. 2007a. *Thailepidonia* gen. nov. of Lecithoceridae from Thailand (Lepidoptera). *Entomological Science* 10:301–305.
- Park KT. 2007b. Review of the genus *Tisis* in Java and Sumatra, with descriptions of four new species (Lepidoptera, Lecithoceridae). *Entomological Science* 10:149–155.
- Park KT. 2007c. Three New Species of *Torodora* from Thailand. *SHILAP Revista de Lepidopterología* 35:23–28.
- Park KT. 2007d. Review of *Torodora manoconta*-group (Lepidoptera, Lecithoceridae). *Zootaxa* 1465:55–64.
- Park KT. 2008b. Four new species of *Torodora* Meyrick and a new species of *Antiochtha* Meyrick from the Philippines. *Journal of Asia-Pacific Entomology* 10:201–209.
- Park KT. 2008c. A Review of *Torodora recurvata* species-group in the Philippines with descriptions of ten new species (Lepidoptera, Lecithoceridae, Torodorinae). *Entomological Science* 11:307–321.
- Park KT. 2008a. A new species of the monotypic genus *Anaxyrina* Meyrick (Lepidoptera, Lecithoceridae). *Korean Journal of Systematic Zoology* 24:165–167.
- Park KT. 2009c. First record of *Thubana* species in the Philippines (Lepidoptera, Lecithoceridae), with description of two new species. *Journal of Asia-Pacific Entomology* 12:199–201.
- Park KT. 2009a. Genus *Lecithocera* of Thailand (IV): description of three new species and a little known species (Lepidoptera, Lecithoceridae). *Zootaxa* 2208:58–64.
- Park KT. 2009b. Two new species of the genus *Tisis* Walker and *Synersaga* Gozmany (Lepidoptera, Lecithoceridae) from Thailand. *Tropical Lepidoptera Research* 19: 1–3.
- Park KT. 2010a. A new genus *Woonpaikia* Park, gen. nov. (Lepidoptera, Lecithoceridae), with descriptions of two new species *Syntetarca* Gozmany. *Journal of Asia-Pacific Entomology* 13:239–242.
- Park KT. 2010b. Four new species of the subfamily Torodorinae from Thailand (Lepidoptera: Lecithoceridae). *Lepidoptera Novae* 3:145–148.
- Park KT. 2010c. Two new genera, *Caveana* gen. nov. and *Triviola* gen. nov., and two new *Torodora* species from Thailand (Lepidoptera, Lecithoceridae). *Entomological Science* 13:250–257.
- Park KT. 2010d. First record of *Torodora* Species from Papua New Guinea, with a description of a new species (Lepidoptera, Lecithoceridae). *Proceedings of the Entomological Society of Washington* 112:404–409.
- Park KT. 2011a. Three new species of Lecithoceridae from New Guinea (Lepidoptera). *Lepidoptera Novae* 4:57–59.
- Park KT. 2011b. Lecithoceridae (Lepidoptera, Gelechioidea) of New Guinea, Part II: *Hamatina* Park with description of two new species. *Journal of Asia-Pacific Entomology* 14:205–211.
- Park KT. 2011c. Lecithoceridae (Lepidoptera, Gelechioidea) of New Guinea, Part V: Descriptions of two new genera, *Neotimyra* gen. nov. and *Strombiola* gen. nov. *Journal of Asia-Pacific Entomology* 14:417–421.
- Park KT. 2011d. Lecithoceridae (Lepidoptera, Gelechioidea) of New Guinea, Part I: *Onnuria* Park with description of two new species. *Proceedings of the Entomological Society of Washington* 113:154–162.
- Park KT. 2011e. Lecithoceridae (Lepidoptera, Gelechioidea) of New Guinea, Part IV: Genus *Pectinimura* Park, with descriptions of four new species and four new combinations. *Zootaxa* 3040:43–54.
- Park KT. 2011f. Lecithoceridae (Lepidoptera, Gelechioidea) of New Guinea, Part III: *Scolizona* with description of two new species. *Florida Entomologist* 94:303–310.
- Park KT. 2011g. Two new species of the genus *Telephata* Meyrick (Lepidoptera, Lecithoceridae) from Papua New Guinea with notes on *T. nitens* (Daikonoff), comb. nov. *Entomological Science* 14:82–86.
- Park KT. 2011h. 265. A new species of *Halolaguna* Gozmany from Thailand (Lepidoptera, Lecithoceridae). *Journal of Asia-Pacific Entomology* 14:201–203.
- Park KT. 2011i. Lecithoceridae (Lepidoptera, Gelechioidea) of New Guinea, Part VII: *Crocantbes pancala* species complex in New Guinea and Australia. *Florida Entomologist* 94:779–786.
- Park KT. 2012a. Lecithoceridae (Lepidoptera, Gelechioidea) of New Guinea, Part IX: *Lacuniola* n. gen. and *Crinellus* n. gen. *Proceedings of the Entomological Society of Washington* 114:217–223.
- Park KT. 2012b. Lecithoceridae (Lepidoptera, Gelechioidea) of New Guinea, Part X: Review of the genus *Lecithocera* with descriptions of ten new species. *Journal of Asia-Pacific Entomology* 15:313–327.
- Park KT. 2012c. Lecithoceridae (Lepidoptera, Gelechioidea) of New Guinea, Part VI: *Lecithocera sublanata* species complex. *Entomological Science* 15:68–73.
- Park KT. 2012d. Lecithoceridae (Lepidoptera, Gelechioidea) of New Guinea, Part X: Review of *Sarisophora* Meyrick, with description of seven new species. *Tropical Lepidoptera Research* 22:8–15.
- Park KT. 2012e. Lecithoceridae (Lepidoptera, Gelechioidea) of New Guinea, Part VIII: A new genus *Sulciolus*, with descriptions of two new species. *Entomological Science* 15:294–302.
- Park KT. 2012f. Two new species of *Torodora karismata*-species complex and a new species of *Torodora leucochlora* species-complex (Lepidoptera: Lecithoceridae: Torodorinae). *Zootaxa* 3547:46–54.
- Park KT. 2013b. A new genus *Heppneralis* Park of Lecithoceridae (Lepidoptera, Gelechioidea) from Is. Sulawesi, Indonesia, with descriptions of two new species. *Journal of Asia-Pacific Entomology* 16:119–122.
- Park KT. 2014. Three new species of *Neopectinimura* Park (Lepidoptera, Lecithoceridae) from Papua, Indonesia. *Journal of Asia-Pacific Entomology* 17: 53–58.
- Park KT, Bae YS, Kim S, Heppner JB. 2013. Genus *Torodora* Meyrick of Cambodia (Lepidoptera: Lecithoceridae: Torodorinae), with descriptions of three new species. *Journal of Natural History* 47:2289–2304.
- Park KT, Bae YS. 2012. A new *Synersaga* species from Cambodia (Lepidoptera: Lecithoceridae), with a world catalogue of the genus. *Zookeys* 187:1–7.
- Park KT, Byun BK. 2007. Review of *Homaloxestis* Meyrick of the Philippine Islands, with descriptions of three new species. *Zootaxa* 1449:57–64.
- Park KT, Byun BK. 2008a. A new genus *Pectinimura* (Lepidoptera, Gelechioidea, Lecithoceridae), with four new species from Thailand and the Philippines. *Florida Entomologist* 91:110–115.
- Park KT, Byun BK. 2008b. A new genus *Chrysonasma* (Lepidoptera, Gelechioidea, Lecithoceridae), with description of a new species from the Philippines. *Florida Entomologist* 91:205–209.

- Park KT, Byun BK. 2010. A new genus *Neopectinimura* (Lepidoptera, Lecithoceridae) with descriptions of five new species. *Florida Entomologist* 93:298–307.
- Park KT, Heppner JB. 2000. Lecithoceridae (Lepidoptera) of Taiwan (III): Subfamily Torodorinae: Genus *Torodora* Meyrick. *Transactions of the Lepidopterological Society of Japan* 51:287–297.
- Park KT, Heppner JB. 2009. Genus *Thubana* Walker in Java and Sumatra, with four new species (Lepidoptera, Lecithoceridae) and a world catalog of the genus. *Entomological Science* 12:314–323.
- Park KT, Heppner JB, Lee SM. 2013b. A new genus, *Lepidozonates* Park, gen. nov. (Lepidoptera: Lecithoceridae), with description of three new species. *Entomological Science* 16:222–226.
- Park KT, Heppner JB, Bae YS. 2014. Two new species of *Torodora* Meyrick (Lepidoptera, Lecithoceridae), with report of two species new to Taiwan. *Proceedings of the Entomological Society of Washington* 116. In press.
- Park KT, Ji EM. 2009. A revision of the genus *Coproptilia* Snellen (Lepidoptera, Lecithoceridae), with description of a new species. *Entomological Science* 39: 239–242.
- Park KT, Kim MY. 2009. *Notialis* Park, n. gen. from the Philippines, with descriptions of two new species (Lepidoptera, Lecithoceridae). *Proceedings of the Entomological Society of Washington* 111:121–127.
- Park KT, Kim MY, Chae MY, et al. 2006. Taxonomical Review of the subfamily Torodorinae of N. Vietnam. *Journal of Asia-Pacific Entomology* 9:327–337.
- Park KT, Kim MY, Kim SR, et al. 2007. Review of the subfamily Lecithocerinae of N. Vietnam (Lepidoptera, Lecithoceridae). *Journal of Asia-Pacific Entomology* 10: 201–209.
- Park KT, Kim SR, Bae YS. 2013a. Three new species of the genus *Thubana* (Lepidoptera: Lecithoceridae) from Cambodia and Malaysian Borneo. *SHILAP Revista de Lepidopterologia* 41:311–316.
- Park KT, Lee JS, Abang F. 2005a. Genus *Tisis* in the Malaysian Borneo, with description of three new species (Lepidoptera, Lecithoceridae). *Journal of Asia-Pacific Entomology* 8:37–51.
- Park KT, Lee SM. 1999. A review of the Lecithoceridae and Torodorinae (Lepidoptera, Lecithocera) in Korea. *Insecta Koreana* 16 (2):119–129.
- Park KT, Lee S. 2013a. A new genus, *Hannara* gen. nov. of Lecithoceridae (Lepidoptera, Gelechioidea), with descriptions of two new species from New Guinea. *Florida Entomologist* 96:219–224.
- Park KT, Lee S. 2013b. *Pacificulla* gen. n. of Lecithoceridae (Lepidoptera, Gelechioidea) from New Guinea, with descriptions of six new species. *Zootaxa* 3599:67–77.
- Park KT, Lee S. 2013c. *Lamprista* gen. n. of Lecithoceridae from New Guinea (Lepidoptera, Gelechioidea). *Zootaxa* 3646:593–599.
- Park KT, Sugisima K, Abang F. 2005b. Genus *Thubana* in the Malaysian Borneo, with descriptions of seven new species (Lepidoptera, Lecithoceridae). *Journal of Asia-Pacific Entomology* 8:133–142.
- Park KT, Wu C. 2001. Additional faunistic data and discussions of Lecithoceridae (Lepidoptera) from Sri Lanka, with description of seven new species. *Insecta Koreana* 18:139–152.
- Park KT, Wu C. 2009. Notes on five little known genera of Lecithoceridae (Lepidoptera), with descriptions of three new species. *Journal of Asia-Pacific Entomology* 12:261–267.
- Park KT, Wu C. 2010. Genus *Lecithocera* of Thailand Part V. with reports of nine species including six new species (Lepidoptera: Lecithoceridae). *Tropical Lepidoptera Research* 20:62–72.
- Park KT, Wu C, Kun A. 2008. A world review of the genus *Homaloxestis* Meyrick (Lepidoptera: Lecithoceridae). *Lepidoptera Novae* 1:37–53.
- Van Nieuwerkerken EJ, Kaila L, Kitching IJ, et al. 2011. Order Lepidoptera Linnaeus, 1758. In: Zhang ZQ, editor. *Animal biodiversity: An outline of higher-level classification and survey of taxonomic richness*, 3148. Zootaxa. pp. 212–221.
- Wu C. 1997. *Lepidoptera, Lecithoceridae. Fauna Sinica, Insecta*, vol. 7. Beijing: Science Press. pp. 1–302.
- Wu C, Park KT. 1998. Taxonomic review of the family Lecithoceridae (Lepidoptera) from Sri Lanka II. The subfamily Torodorinae: Genera *Deltoplastias*, *Hygroplasta* and *Antiochtha*. *Insecta Koreana* 15:1–22.
- Wu C, Park KT. 1999a. Taxonomic review of the Lecithoceridae (Lepidoptera) in Sri Lanka VI. The subfamily Lecithocerinae: Genera *Alciphanes* and others. *Insecta Koreana* 16:131–142.
- Wu C, Park KT. 1999b. A taxonomic review of the Lecithoceridae (Lepidoptera) in Sri Lanka V. The subfamily Lecithocerinae: *Timyra* and *Doxogenes*. *Korean Journal of Systematic Zoology* 15:205–220.
- Wu C, Park KT. 1999c. Taxonomic review of the family Lecithoceridae (Lepidoptera) from Sri Lanka III. The subfamily Lecithocerinae: Genus *Frisilia* Walker. *Korean Journal of Systematic Zoology* 15:1–9.
- Wu C, Park KT. 1999d. Taxonomic review of the family Lecithoceridae (Lepidoptera) from Sri Lanka IV. The subfamily Lecithocerinae: Genus *Lecithocera* and its allies. *Insecta Koreana* 16:1–14.
- Wu C, Park KT. 1999e. A taxonomic review of the family Lecithoceridae (Lepidoptera) from Sri Lanka I. Genera *Torodora* and allies. *Tinea* 16:61–72.