



PUBLISHED FOR SISSA BY SPRINGER

RECEIVED: March 10, 2014

REVISED: April 28, 2014

ACCEPTED: June 17, 2014

PUBLISHED: July 21, 2014

The bottomonium spectrum at finite temperature from $N_f = 2 + 1$ lattice QCD

G. Aarts,^a C. Allton,^a T. Harris,^b S. Kim,^c M. P. Lombardo,^d S. M. Ryan,^b
and J.-I. Skullerud^e

^a*Department of Physics, College of Science, Swansea University,
Swansea, United Kingdom*

^b*School of Mathematics, Trinity College,
Dublin 2, Ireland*

^c*Department of Physics, Sejong University,
Seoul 143-747, Korea*

^d*INFN-Laboratori Nazionali di Frascati,
I-00044, Frascati (RM) Italy*

^e*Department of Mathematical Physics, National University of Ireland Maynooth,
Maynooth, County Kildare, Ireland*

E-mail: g.aarts@swan.ac.uk, c.allton@swansea.ac.uk, tharris@tcd.ie,
skim@sejong.ac.kr, Mariapaola.Lombardo@lnf.infn.it,
ryan@maths.tcd.ie, jonivar@thphys.nuim.ie

ABSTRACT: We present results on the bottomonium spectrum at temperatures above and below the deconfinement crossover temperature, T_c , from dynamical lattice QCD simulations. The heavy quark is treated with a non-relativistic effective field theory on the lattice and serves as a probe of the hot medium. Ensembles with a finer spatial lattice spacing and a greater range of temperatures below T_c than those previously employed by this collaboration are used. In addition, there are $N_f = 2 + 1$ flavours of Wilson clover quark in the sea with $M_\pi \approx 400$ MeV and we perform a more careful tuning of the bottom quark mass in this work. We calculate the spectral functions of S and P wave bottomonium states using the maximum entropy method and confirm earlier findings on the survival of the ground state S wave states up to at least $2T_c$ and the immediate dissociation of the P wave states above T_c .

KEYWORDS: Lattice QCD, Thermal Field Theory

ARXIV EPRINT: [1402.6210](https://arxiv.org/abs/1402.6210)

Contents

1	Introduction	1
2	Lattice set-up	2
2.1	Lattice NRQCD	3
2.2	Zero temperature results	5
3	Bottomonium at finite temperature	7
3.1	Thermal modification of correlation functions	8
3.2	Spectral functions	10
4	Systematic tests of MEM	10
5	Conclusions	13
A	Free lattice spectral functions	14

1 Introduction

The dissociation of heavy quarkonia in a deconfined medium may provide a valuable thermometer for relativistic heavy-ion collisions [1]. Dissociation, or melting, contributes to the suppression of the yield of these states in nuclear collisions compared with hadronic ones [2]. Suppression patterns [3, 4] are complicated by the statistical recombination of heavy quarks in the quark-gluon plasma (QGP). However, competing effects are expected to be less pronounced for bottomonium than for charmonium [5]. Indeed sequential suppression has been observed recently in the Υ system by CMS at the LHC [6]. It is therefore desirable to understand the dissociation of mesons in the bottomonium system from ab initio QCD.

Analytic results from effective field theories [7–12] can aid the identification and interpretation of the relevant physical phenomena, such as the role of the finite width of such states in the plasma as well as the familiar colour-Debye screening mechanism [9]. However, in order to achieve a separation of scales, they generally rely on a choice of the parametric size of the temperature, for instance $T \sim gm_b$ or $T \sim g^2 m_b$, where m_b is the heavy quark mass and g is the coupling which is assumed to be sufficiently weak for a hierarchy of scales to emerge. In contrast, by directly simulating the non-relativistic field theory for the heavy quark (NRQCD) non-perturbatively, all that is required is that $m_b \gg T$, which is certainly satisfied for the bottom quark in the relevant regime up to 4 or $5T_c$.

Numerical lattice simulations are well suited to investigate the properties of the strongly-coupled QGP and to capture the non-perturbative dynamics of the hot medium formed

around the crossover temperature, T_c . However, it remains a challenge to control systematic errors in dynamical lattice simulations. This paper continues the work of the FASTSUM collaboration's programme to investigate phenomenologically relevant observables in the QGP with improved control over uncertainties [13–17]. Here, we calculate bottomonium spectral functions from $N_f = 2+1$ ensembles using the maximum entropy method. The determination of the spectral functions from the lattice aims to complement other approaches such as weak-coupling effective field theory and potential models [5, 18–24] to give a complete understanding of the behaviour of heavy quarkonium through the deconfinement crossover.¹

An earlier analysis of the spectral functions by this collaboration from $N_f = 2$ flavour ensembles suggested the ground state S waves (η_b and Υ channels) survive up to at least $2T_c$ while the first excited state may be suppressed in the deconfined phase, both at zero [14] and non-zero momentum [15]. Those conclusions are consistent with predictions from effective field theory [9] and experimental data [6], although a detailed comparison with the latter is beyond the scope of these lattice studies. An examination of the correlation functions indicated [13] that the P waves ($h_b, \chi_{b1,2,3}$ channels) are greatly modified directly above T_c . By comparison with the expectations from the free continuum effective theory the observed thermal modification of the correlators provided evidence in favour of the hypothesis that the P waves dissociate soon above the crossover temperature. This interpretation was supported by the examination of the spectral functions in those channels [16].

In this paper we extend the $N_f = 2$ analysis by using new $N_f = 2+1$ ensembles with improved lattice parameters. The results for the spectral functions are compatible with earlier findings but in the analysis of the correlators we note that the finite threshold plays a more prominent role, discussed in section 3.1. The following section outlines the simulation details and zero temperature calibration. We present the bottomonium correlators and spectral functions at finite temperature in section 3, discuss systematic effects in the spectral function reconstruction in section 4 and conclude in section 5.

2 Lattice set-up

In this work we employ ensembles with anisotropic lattice spacings, using a tadpole-improved Wilson clover quark action for the light and strange quarks and a tadpole- and Symanzik-improved gauge action. Tree-level improvement coefficients are used for both the fermion and gauge actions. The tuning of the lattice parameters was performed by the Hadron Spectrum Collaboration and further discussion can be found in ref. [31]. A range of temperatures above and below the deconfinement crossover is accessible from $0.76T_c$ to $1.90T_c$. The fixed-scale approach is used whereby the temperature is varied by changing the number of temporal lattice sites while the lattice spacings are kept constant. This reduces the overhead of zero temperature simulations required to tune the lattice parameters. The renormalized anisotropy, $\xi \equiv a_s/a_\tau$, is tuned to $\xi = 3.5$, which allows us to maintain an

¹Previous studies of quarkonium spectral functions from lattice QCD, mostly for charmonium, can be found in refs. [25–30].

N_s	16	24	24	24	24	24	24	24
N_τ	128	40	36	32	28	24	20	16
T/T_c	~ 0	0.76	0.84	0.95	1.09	1.27	1.52	1.90
T (MeV)	~ 0	141	156	176	201	235	281	352
N_{cfg}	499	502	503	998	1001	1002	1000	1042

Table 1. Summary of the ensembles used in this work. The crossover temperature is determined from the renormalized Polyakov loop [32]. The zero temperature tuning of the lattice parameters was completed by the Hadron Spectrum Collaboration [31].

	N_f	a_s (fm)	a_τ^{-1} (GeV)	ξ	M_π/M_ρ	$a_s m_b$	\mathcal{E} (MeV)
First generation	2	0.162	7.35	6	0.54	4.5	8570
Second generation	2 + 1	0.1227(8)	5.63(4)	3.5	0.45	2.92	8252(9)

Table 2. Comparison between lattice parameters used in earlier work [13–16, 34, 35] (first generation) and this work (second generation). \mathcal{E} is the additive shift in the bottomonium energy, see eq. (2.6).

adequate resolution of the correlation functions to obtain the spectral functions at high temperatures.

These “second generation” ensembles [17] represent multiple improvements over the “first generation” ones used in the previous work by this collaboration [13–16]. In particular, the spatial lattice spacing, $a_s = 0.1227(8)$ fm is finer, while $M_\pi/M_\rho \sim 0.45$ is reduced. Moreover, the strange quark is now included in the sea. Details are given in tables 1 and 2. On these ensembles the pion is relatively heavy, $M_\pi \approx 400$ MeV, while the kaon is roughly physical, $M_K \approx 500$ MeV [33]. The highest accessible temperature is slightly reduced in this study with respect to the earlier work.

2.1 Lattice NRQCD

NRQCD is an effective field theory with power counting in the heavy quark velocity in the bottomonium rest frame, $v \sim |\mathbf{p}|/m_b$ [36]. The finite lattice spacing cuts off the relativistic modes of the heavy quark in the discretized theory. The heavy quark and anti-quark fields decouple and their numbers are separately conserved. Their propagators, $S(x)$, solve an initial-value problem whose discretization leads to the following choice for the evolution equation

$$S(x + a_\tau \mathbf{e}_\tau) = \left(1 - \frac{a_\tau H_0|_{\tau+a_\tau}}{2k}\right)^k U_\tau^\dagger(x) \left(1 - \frac{a_\tau H_0|_\tau}{2k}\right)^k (1 - a_\tau \delta H) S(x), \quad (2.1)$$

with $U_\tau(x)$ being the temporal gauge link at site x and \mathbf{e}_τ the temporal unit vector. The leading-order Hamiltonian is defined by

$$H_0 = -\frac{\Delta^{(2)}}{2m_b}, \quad \text{with} \quad \Delta^{(2n)} = \sum_{i=1}^3 (\nabla_i^+ \nabla_i^-)^n. \quad (2.2)$$

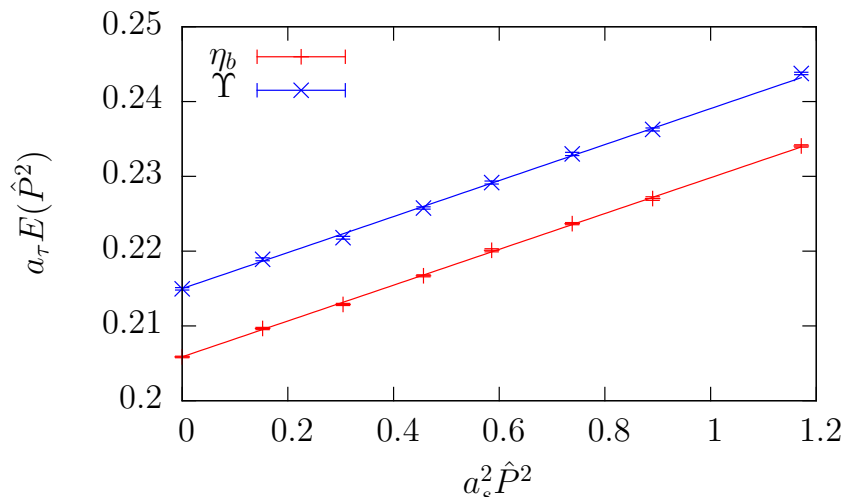


Figure 1. Zero temperature dispersion relations in the η_b and Υ channels used to determine the 1S spin-averaged kinetic mass, $M_2(\overline{1S})$, with fits given in eq. (2.5).

The higher order covariant finite differences are written in terms of the components of the usual forward (∇_i^+) and backward (∇_i^-) first order ones. The correction terms are given by

$$\begin{aligned}
 \delta H = & -\frac{(\Delta^{(2)})^2}{8m_b^3} + \frac{ig_0}{8m_b^2} (\nabla^\pm \cdot \mathbf{E} - \mathbf{E} \cdot \nabla^\pm) \\
 & - \frac{g_0}{8m_b^2} \boldsymbol{\sigma} \cdot (\nabla^\pm \times \mathbf{E} - \mathbf{E} \times \nabla^\pm) - \frac{g_0}{2m_b} \boldsymbol{\sigma} \cdot \mathbf{B} \\
 & + \frac{a_s^2 \Delta^{(4)}}{24m_b} - \frac{a_\tau (\Delta^{(2)})^2}{16km_b^2},
 \end{aligned} \tag{2.3}$$

which incorporate $O(v^4)$ corrections as well as the leading spin-dependent corrections. The matching coefficients are determined at tree-level. The terms on the final line of eq. (2.3) remove the $O(a_s^2)$ errors in H_0 and the $O(a_\tau)$ errors of the evolution equation respectively. The choice of $k = 1$ for Lepage’s parameter is sufficient for these anisotropic lattices in order to satisfy the stability criterion $\max |1 - a_\tau H_0 / 2k| < 1$. Other choices of $k = 2, 3$ were investigated but their effects are negligible. The clover definition of the field-strength tensor is used to define the unimproved chromoelectric and magnetic fields and ∇^\pm is the symmetric covariant finite difference operator. Tadpole improvement is implicit and implemented by dividing all links by the mean link determined from the fourth root of the average plaquette.

In NRQCD the heavy quark rest-mass energy can be removed from the dispersion relation by performing a field transformation. This leads to an unknown additive shift in the zero energy when interactions are included [37] so the spectrum must be offset to compare with experimental meson masses, see section 2.2. The determination of the lattice heavy quark mass, $a_s m_b$, is achieved by tuning a hadronic kinetic mass, M_2 , at zero

temperature which appears in the hadronic lattice dispersion relation

$$\begin{aligned}
 a_\tau E(\hat{P}^2) &= a_\tau E(0) + \frac{a_s^2 \hat{P}^2}{2\xi^2 a_\tau M_2} + \dots, \\
 a_s^2 \hat{P}^2 &= 4 \sum_{i=1}^3 \sin^2 \left(\frac{\pi n_i}{N_s} \right).
 \end{aligned}
 \tag{2.4}$$

where $n_i = -N_s/2 + 1, \dots, N_s/2$. In this work we tune the heavy quark mass by requiring the spin-averaged 1S kinetic mass, $M_2(\overline{1S}) = (M_2(\eta_b) + 3M_2(\Upsilon))/4$, to be equal to its experimental value. Using the spin-averaged kinetic mass mitigates the systematic error due to the determination of the hyperfine splitting in the kinetic mass [38]. The fits to the dispersion relations, shown in figure 1, at the tuned value of the heavy quark mass $a_s m_b = 2.92$, are given by

$$\begin{aligned}
 a_\tau E(\eta_b; \hat{P}^2) &= 0.2058(2) + 0.0239(3) a_s^2 \hat{P}^2, \\
 a_\tau E(\Upsilon; \hat{P}^2) &= 0.2150(3) + 0.0241(3) a_s^2 \hat{P}^2,
 \end{aligned}
 \tag{2.5}$$

with a statistical error determined from a bootstrap analysis. Higher order terms in the dispersion relation could not be resolved within the statistical precision. The tuned value of the heavy quark mass corresponds to $M_2(\overline{1S}) = 9560(110)$ MeV which is consistent with the experimental value, $M_{\text{expt}}(\overline{1S}) = 9444.7(8)$ MeV. The error includes a contribution from the statistical uncertainty in the scale set from the Ω baryon mass [39]. This tuning is an improvement over the ad hoc choice of the heavy quark mass in the previous study.

2.2 Zero temperature results

Figure 2 shows correlation functions in the Υ (red crosses) and χ_{b1} (blue circles) channels and the energies, $a_\tau E$, determined from single exponential fits at large Euclidean times. The experimental $\Upsilon(1S)$ mass, $M_{\text{expt}}(\Upsilon)$, is used to determine the overall energy shift, \mathcal{E} , of spectral quantities

$$\mathcal{E} = M_{\text{expt}}(\Upsilon) - E(\Upsilon; \hat{P}^2 = 0) = 8252(9) \text{ MeV},
 \tag{2.6}$$

so that $\mathcal{E} + E(\Upsilon)$ is fixed to the experimental $\Upsilon(1S)$ mass. This allows us to compare the NRQCD energies directly with the experimental spectrum, shown in table 3. We note that in ref. [40] a heavy quark action with $\mathcal{O}(v^6)$ corrections was used in conjunction with the same zero temperature ensemble used in this work. Slight discrepancies between the spectra could arise from a different heavy quark action including a different choice for the matching coefficients. Precision studies of the zero temperature bottomonium spectrum using NRQCD have been performed by the HPQCD collaboration [38, 41].

The maximum entropy method (MEM) with Bryan's algorithm [43] was used to obtain the spectral functions, $\rho(\omega)$, from the hadronic correlation functions, which are related through

$$G(\tau) = \int_{\omega_{\min}}^{\omega_{\max}} \frac{d\omega}{2\pi} K(\tau, \omega) \rho(\omega), \quad K(\tau, \omega) = e^{-\omega\tau}.
 \tag{2.7}$$

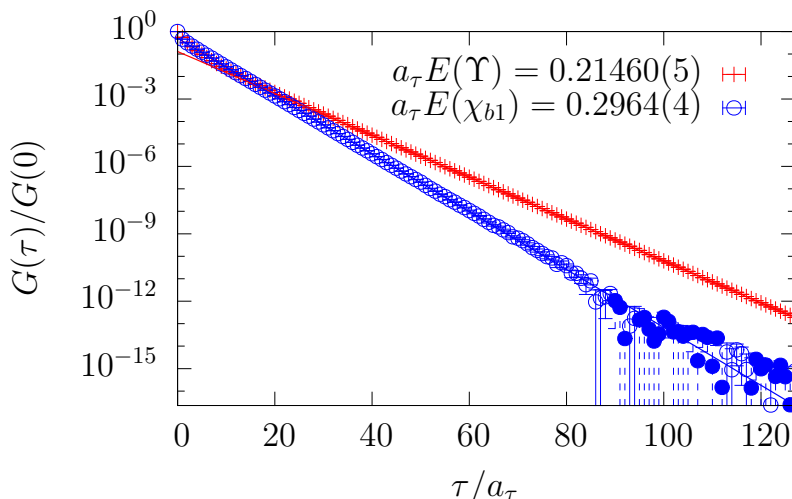


Figure 2. Correlation functions in the Υ and χ_{b1} channels with the corresponding ground state energies extracted from exponential fits. Filled symbols denote negative data excluded from the fit.

$n^{2S+1}L_J$	State	$a_\tau E$	$\mathcal{E} + E$ (MeV)	M_{expt} (MeV)
1^1S_0	η_b	0.20549(4)	9409(12)	9398.0(3.2)
2^1S_0	η'_b	0.311(3)	10004(21)	9999(4)
1^3S_1	Υ	0.21460(5)	9460*	9460.30(26)
2^3S_1	Υ'	0.318(3)	10043(22)	10023.26(31)
1^1P_1	h_b	0.2963(4)	9920(15)	9899.3(1.0)
1^3P_0	χ_{b0}	0.2921(4)	9896(15)	9859.44(52)
1^3P_1	χ_{b1}	0.2964(4)	9921(15)	9892.78(40)
1^3P_2	χ_{b2}	0.2978(4)	9928(15)	9912.21(40)

Table 3. Bottomonium spectrum from standard exponential fits where the Υ mass has been used to set the absolute energy shift, \mathcal{E} . The error quoted in the third column is statistical, while the error in the fourth column includes a contribution from the statistical uncertainty in the scale [33, 39]. The experimental masses are taken from the Particle Data Group booklet [42].

The lower limit $a_\tau \omega_{\min} \sim 0$ can be negative or positive since $a_\tau \omega = 0$ corresponds to \mathcal{E} determined in eq. (2.6), while the upper limit $a_\tau \omega_{\max} \sim 2$ should be large enough to accommodate all spectral features of interest. These boundaries have been varied to ensure the stability of the results, see section 4.

Although this is a typical ill-posed problem given the discrete and noisy estimator for the correlation function, $G(\tau)$, MEM gives a unique solution after specification of the default model. Further details on the implementation used can be found in ref. [14], where also the default model dependence is studied in detail. Figure 3 shows the spectral functions in the S wave Υ (left) and P wave χ_{b1} (right) channels along with energies extracted from multi-exponential fits directly to the correlators using the CORRFITTER package [44] shown with vertical black dotted lines. Good agreement is observed between the energies extracted directly from the correlators and the peak positions in the reconstructed spectral

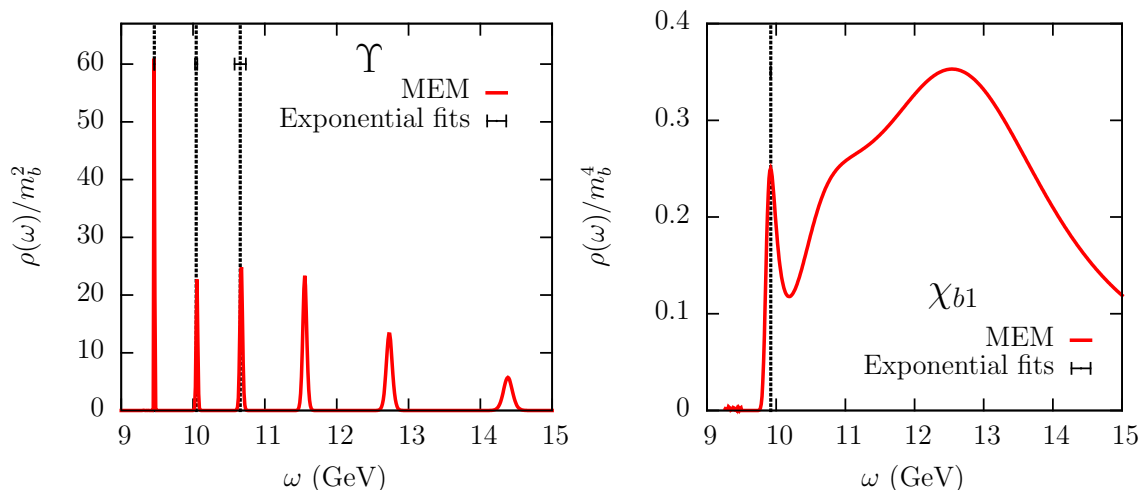


Figure 3. Spectral functions in the Υ (left) and χ_{b1} (right) channels at zero temperature with energies determined from exponential fits shown as black dotted lines with statistical errors.

functions. We note that while as many as six well-defined peaks can be discerned in the S wave channel presented here, the third and higher peaks are not compatible with the experimental spectrum [42]. A more thorough investigation of the zero temperature spectrum could be undertaken following the HPQCD approach [38, 41].

3 Bottomonium at finite temperature

The heavy quarks are valence quarks which propagate through the thermal medium according to the solution of the initial value problem in NRQCD. Their propagators do not satisfy anti-periodic thermal boundary conditions so the heavy quarks are not in thermal equilibrium with the medium. This is illustrated in the representation of the correlation function in eq. (2.7) which is manifestly not symmetric about $\tau = 1/2T$, while the kernel, $K(\tau, \omega)$, is independent of the temperature. The thermal modification of the correlators can therefore be directly attributed to the modification of the associated spectral function. The asymmetry of the hadronic correlation functions can be seen explicitly in figure 2. These simplifications result from replacing $\omega \rightarrow 2m_b + \omega$ and taking the $m_b/T \rightarrow \infty$ limit in the standard kernel at finite temperature

$$K(\tau, \omega) = \frac{\cosh(\omega\tau - \omega/2T)}{\sinh(\omega/2T)} = e^{-\omega\tau}(1 + n_B(\omega)) + e^{\omega\tau}n_B(\omega) \rightarrow e^{-\omega\tau}, \quad (3.1)$$

where $n_B(\omega) = 1/(\exp(\omega/T) - 1)$ is the Bose-Einstein distribution.

The inversion of eq. (2.7) to obtain the spectral function is simpler with this asymmetric kernel, since the correlation functions are accessible to much greater temporal separations than for relativistic quarks. Moreover, unlike a formulation in which the quarks are in equilibrium with the medium there is no constant contribution to the hadronic correlation functions. This reflects the fact that NRQCD is an effective field theory around the two-quark threshold.

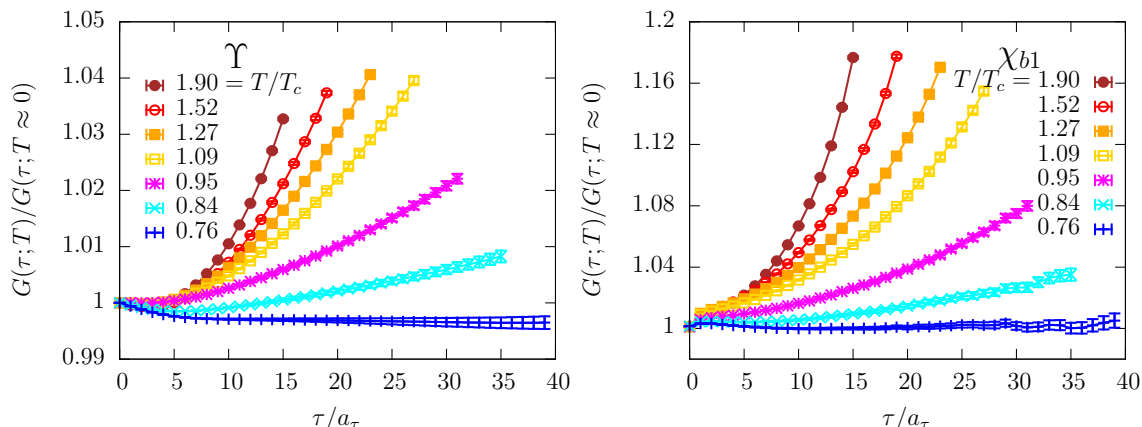


Figure 4. Thermal modification, $G(\tau;T)/G(\tau;T \approx 0)$, of the correlation functions in the Υ (left) and χ_{b1} (right) channels.

3.1 Thermal modification of correlation functions

The ratios of the correlation functions at finite temperature to those at zero temperature are shown in figure 4. With increasing temperature the enhancement of the correlators sets in at earlier temporal separations. We observe temperature dependence already below T_c and stronger dependence above T_c . An enhancement of approximately 4% is seen in the S wave Υ channel (left) above T_c but there is a greater effect of almost 20% in the P wave χ_{b1} channel (right). The enhancement relative to the low temperature correlators in the $N_f = 2$ studies [14, 16] was approximately 2% and 25% in the S wave and P wave channels, respectively. The correlators in the other S wave (η_b) and P wave ($h_b, \chi_{b0}, \chi_{b2}$) channels show analogous modifications to the Υ and χ_{b1} channels. Typically, as the temperature is increased an enhancement is seen in the ratio of quarkonium correlators, both for NRQCD [14, 16] and in relativistic charmonium studies [27, 28]. It is easy to see that both thermal broadening of the ground state peak and non-exponential decay of the correlator result in an enhancement of these ratios.

The S wave effective mass displays little temperature dependence (figure 5, left) but a clear effect is seen in the P wave channel effective mass (right). In ref. [13] it was also observed that the S wave effective mass showed little variation with temperature while the temperature dependence in the P wave channel effective mass was even more pronounced than visible here.

It is useful to compare the effective mass at high temperatures with that in the non-interacting infinite temperature limit. In continuum NRQCD the spectral functions are known for free heavy quarks [9], and are given by

$$\rho_{\text{free}}(\omega) \propto (\omega - \omega_0)^\alpha \Theta(\omega - \omega_0), \quad \text{where} \quad \alpha = \begin{cases} 1/2, & \text{S wave.} \\ 3/2, & \text{P wave.} \end{cases} \quad (3.2)$$

To facilitate the comparison with the interacting effective theory we have included a threshold, ω_0 , to model the shift in the energies away from the two-quark threshold which occurs

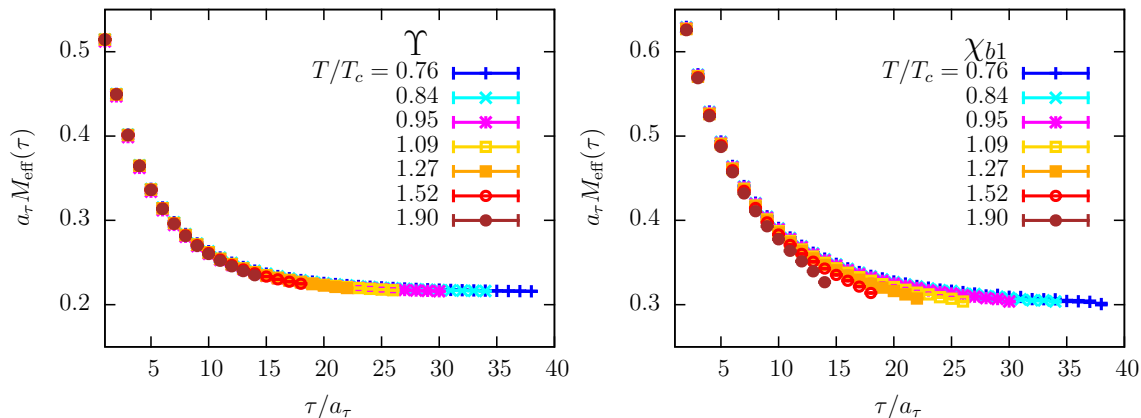


Figure 5. Temperature dependence of the effective mass in the Υ (left) and the χ_{b1} (right) channels.

at $\omega = 0$ in the free effective theory. While the energy shift, \mathcal{E} , is defined at zero temperature the threshold, ω_0 , may be temperature dependent, e.g. due to the thermal dressing of the quarks. In the infinite temperature limit the correlation functions then have the following behaviour

$$G_{\text{free}}(\tau) \propto \frac{e^{-\omega_0 \tau}}{\tau^{\alpha+1}}, \quad (3.3)$$

and the effective mass becomes

$$M_{\text{eff}}(\tau) \equiv -\frac{1}{G(\tau)} \frac{dG(\tau)}{d\tau} \xrightarrow{G=G_{\text{free}}} \omega_0 + \frac{\alpha + 1}{\tau}. \quad (3.4)$$

Pure power law decay in the correlator or the absence of plateaus in the effective mass may be less evident the more ω_0 deviates from zero (or the threshold from the additive constant \mathcal{E}). In the earlier $N_f = 2$ studies comparisons between the correlators and effective mass and their non-interacting counterparts were possible without including a finite threshold. However, the threshold appears to play a more significant role here which is reflected in the fact that there is a change in the energy shift, \mathcal{E} , of about 300 MeV between the two studies, see table 2. The convergence of the effective mass in the Υ channel at high temperatures to a plateau (figure 5, left) demonstrates the unchanged nature of the ground state in the plasma. The discrepancies in the χ_{b1} channel (right) above T_c are indicative of a significant thermal broadening of the ground state or power-law decay of the correlator, characteristic of unbound quarks. The spectral functions in the following section offer further insight into the interpretation of the temperature effects.

The thermal modification of the spectrum is expected to depend on the heavy quark mass. In simple potential models the binding radius is related to the typical inverse momentum transfer, $r_H \sim (m_b v)^{-1}$, and effective colour Debye screening occurs when the screening length, r_D , is comparable with or smaller than the binding radius, $r_D \lesssim r_H$. At a given temperature, we would therefore expect such a mechanism to become less effective for heavier, more tightly bound states. Figure 6 shows the modification of correlators for various lattice heavy quark masses and illustrates the mass dependence in the Υ (left) and

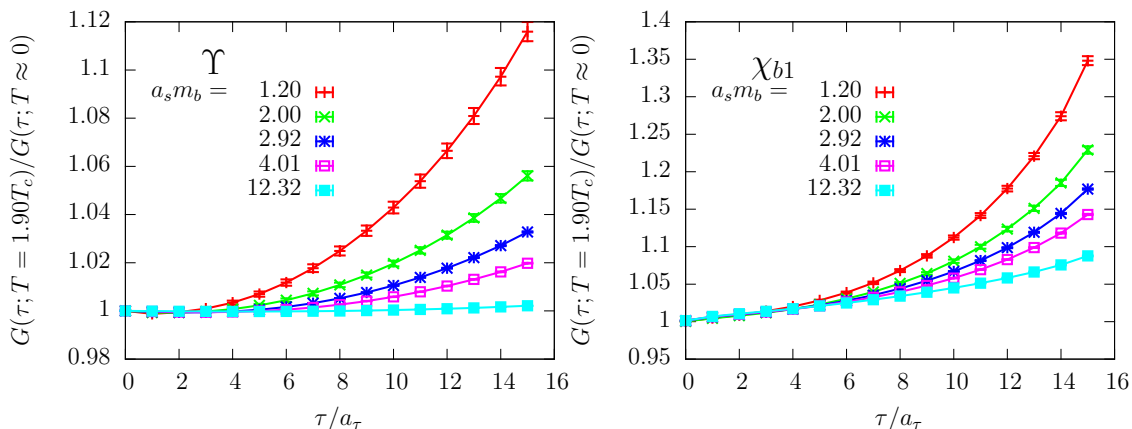


Figure 6. Dependence on the heavy quark mass of the modification in the correlators at the highest accessible temperature, $T/T_c = 1.90$, in the Υ (left) and χ_{b1} (right) channels.

χ_{b1} (right) channels. Correlators in the χ_{b1} channel exhibit greater thermal modification than in the Υ channel at each of the lattice heavy quark masses investigated. At smaller values of the heavy quark mass, approaching the charm quark mass, a large enhancement is seen even in the Υ channel correlation function, while for large values of the heavy quark mass some enhancements are still seen in the χ_{b1} channel. The mass dependence has also been investigated in the $N_f = 2$ case [45].

3.2 Spectral functions

Figures 7 and 8 depict the spectral functions in the Υ and χ_{b1} channels respectively at temperatures from $0.76T_c$ up to $1.90T_c$. For clarity each panel displays just two neighbouring temperatures. In the Υ channel the ground state peak is clearly visible and coincides with the energy extracted from the exponential fit to the correlation function at zero temperature, see figure 3 (left). The ground state peak persists at all accessible temperatures demonstrating the survival of the ground state to at least $T = 1.90T_c$. We observe a broadening in the peak and a decrease in its height above T_c . Below T_c the second peak may be identified with the first excited state. Its interpretation above T_c is less clear which may be due to melting as well as the possible presence of lattice artefacts in the high frequency part of the spectral function, which are discussed further in appendix A.

In the χ_{b1} channel the ground state peak can be discerned at temperatures below the T_c and agrees with the energy from the exponential fit at zero temperature. This peak is observed to disappear immediately in the deconfined phase which we suggest indicates the dissociation of this state almost as soon as the deconfined phase is reached. We note that the ground state peak in the P wave channels is harder to distinguish than in the S wave channels, even below T_c .

4 Systematic tests of MEM

A close examination of the reconstruction of the spectral functions is essential to have confidence in the interpretation of temperature effects. Here we address some pertinent

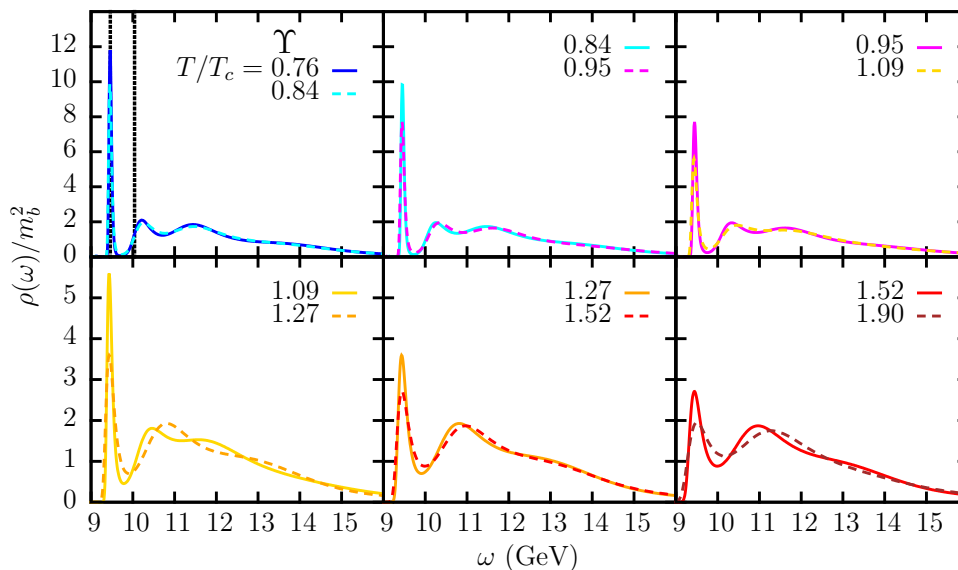


Figure 7. Temperature dependence of the reconstructed spectral function in the Υ channel. The dashed black lines in the first panel indicate the ground state and first excited state energies determined from multi-exponential fits at zero temperature. Note the different ordinate scale between the upper and lower panels.

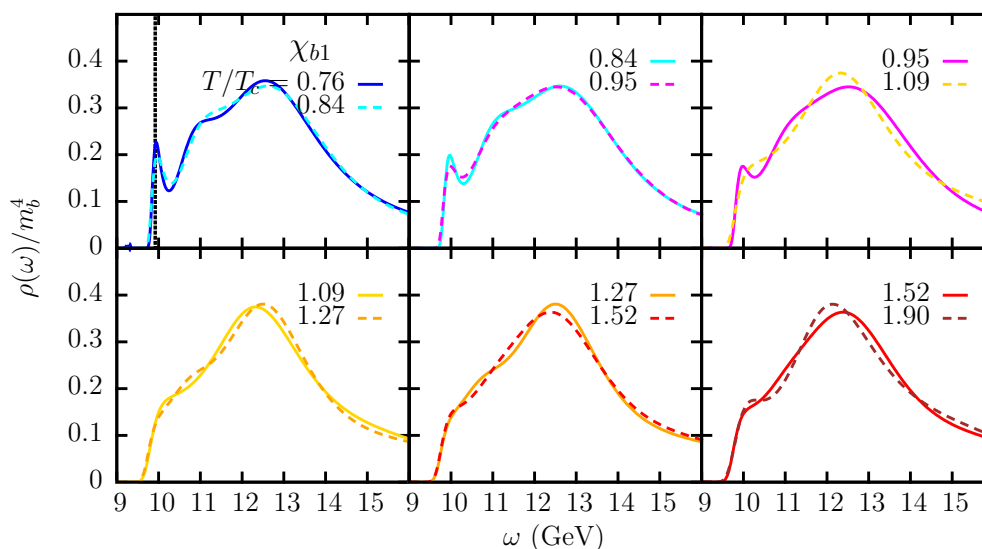


Figure 8. Temperature dependence of the reconstructed spectral function in the χ_{b1} channel with the zero temperature ground state energy shown in the first panel with a dashed black line.

issues due to the selection of the temporal range of the correlator and the frequency domain of the spectral function used in the MEM. Other effects such as the dependence on the default model and the statistical uncertainty have been investigated for similar data from the $N_f = 2$ ensembles [14, 16] where they were noted to be mild. Typical systematic effects in lattice studies such as the unphysical pion mass and finite-volume effects are not discussed although the latter are expected to be small for such heavy quarkonium states.

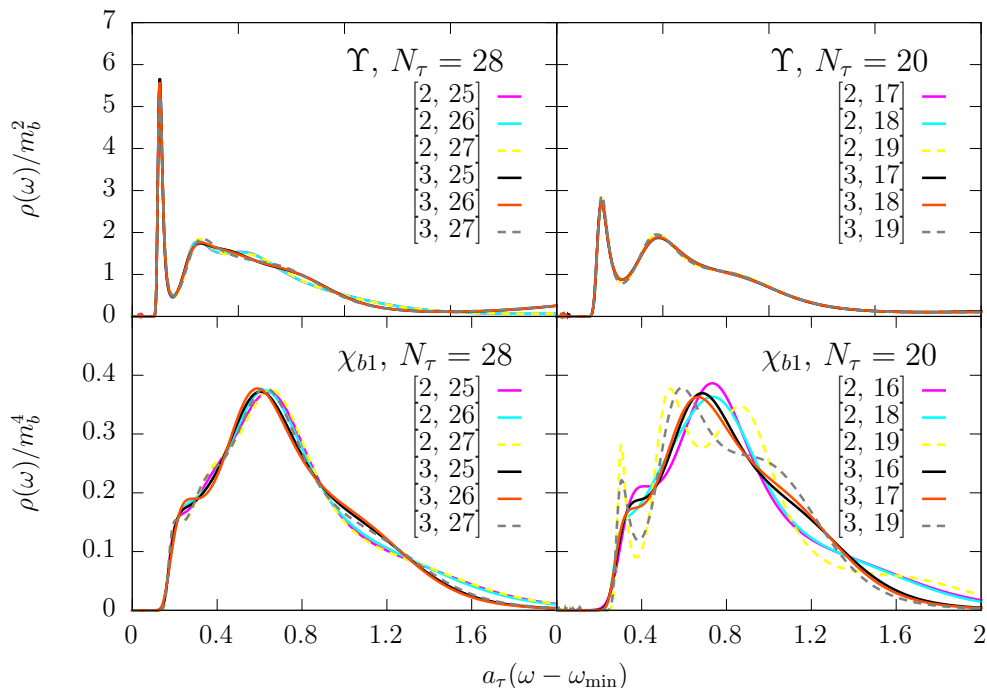


Figure 9. Stability of the reconstructed spectral function with respect to selection of temporal correlator data $[\tau_1/a_\tau, \tau_2/a_\tau]$ shown in the key for the Υ (top) and χ_{b1} (bottom) channels, for two temperatures corresponding to $N_\tau = 28$ (left) and $N_\tau = 20$ (right). The results when the largest temporal separation ($\tau/a_\tau = N_\tau - 1$) is included are shown with dashed lines.

The stability of the spectral function with the variation of the temporal range of the correlation functions used in the reconstruction is shown in figure 9. The spectral functions are stable as long as data at temporal separations close to $\tau/a_\tau = 0$ or N_τ are excluded on account of lattice artefacts. Effects due to the inclusion of temporal separations near N_τ have also been discussed in ref. [16]. Although there are no temporal boundary conditions for the heavy quark fields, we recall that the gauge fields are periodic. Since the spatial lattice spacing is coarser than the temporal one, $a_s = 3.5a_\tau$, effects at separations close to N_τ may be expected at this scale. The effect is stronger in the P wave channels [16].

In the Υ channel (figure 9, top panels) the spectral function is stable when varying the temporal window as long as the correlator datum closest to $\tau/a_\tau = 0$ is omitted. In the χ_{b1} channel (figure 9, bottom panels) the spectral function is stable as long as the largest temporal separation $\tau/a_\tau = N_\tau - 1$ is also excluded. Therefore the reconstructed spectral function converges in all cases when the range of correlator data, $[\tau_1/a_\tau, \tau_2/a_\tau]$, is chosen such that $\tau_1/a_\tau \gtrsim 1$ and $\tau_2/a_\tau \lesssim N_\tau - 1$.

We have also investigated using a subset of the available correlator data to ensure any inferences about the temperature dependence are due to physical effects and not artefacts of the analysis using fewer data. In figure 10, the reconstructed spectral function in the Υ channel at $T = 0.76T_c$ using only half the available correlator data is compared with that from using the entire correlation function. Only a small variation in the ground state peak height is observed.

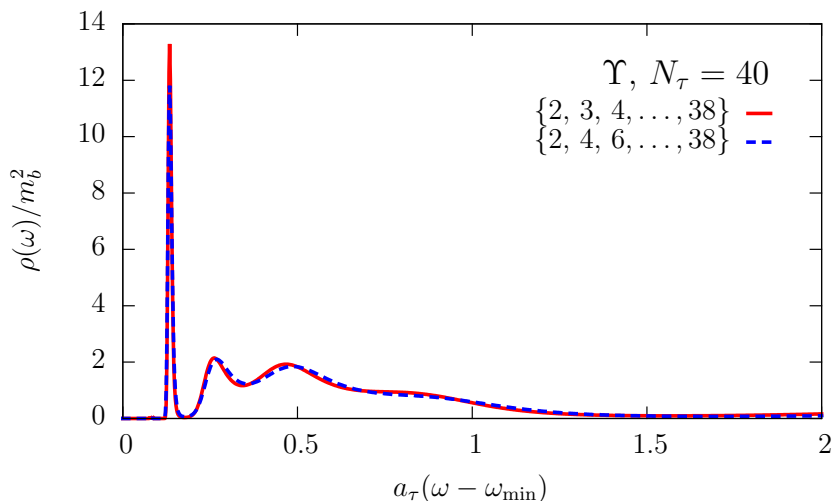


Figure 10. Reconstructed spectral function in the Υ channel using a subset of the correlator data compared with using the full correlator data.

N_τ	Υ	χ_{b1}
	$a_\tau\omega_{\min}, a_\tau\omega_{\max}$	$a_\tau\omega_{\min}, a_\tau\omega_{\max}$
128	0.12, 2.12	0.18, 2.18
40	0.08, 2.08	0.16, 2.16
36	0.08, 2.08	0.16, 2.16
32	0.08, 2.08	0.16, 2.16
28	0.08, 2.08	0.10, 2.10
24	0.08, 2.08	0.08, 2.08
20	0.00, 2.00	0.00, 2.00
16	-0.04, 1.96	-0.04, 1.96

Table 4. Frequency ranges used in reconstruction of the spectral functions. The frequency interval is discretized into $N_\omega = 1000$ points for each N_τ .

The frequency domain chosen for each reconstruction of spectral function is given in table 4. This interval must be chosen judiciously and may extend to negative frequencies as the energies can be shifted by an a priori unknown constant in the effective theory. Furthermore, this range must be sufficiently large to exclude unphysical spectral weight which has been observed to appear at the edges of the interval.

5 Conclusions

Calculating heavy quarkonium correlation functions using lattice QCD provides valuable input towards understanding the modification of the spectrum in the hadronic and plasma phases of QCD. We observe that with increasing temperature the correlation functions are enhanced relative to low temperature. In NRQCD this temperature dependence arises solely from the temperature dependence of the associated spectral function since the integral kernel relating the spectral function and the correlator is temperature independent.

These enhancements are greater in the P wave than the S wave channels for each temperature below and above T_c . There is significant quark mass dependence in these modifications, with lighter states showing increased temperature dependence.

Further interpretation is aided by calculating the spectral functions using MEM. At zero temperature the reconstructed spectral functions have localised peaks coincident with bound state energies extracted directly from the correlation functions. The analysis of the spectral functions at finite temperature suggests the survival of the ground state S waves (Υ , η_b) up to at least $1.90T_c$ with some modification above T_c . Their first excited states ($\Upsilon(2S)$, $\eta_b(2S)$) appear to dissolve close to T_c , although the proximity of lattice artefacts complicates the interpretation of these structures. The ground state P wave ($\chi_{b1,2,3}$, h_b) peaks are suppressed immediately above the crossover temperature indicating significant alterations, compatible with the dissociation of this state in the QGP. These results are qualitatively consistent with the conclusions of the earlier $N_f = 2$ studies and a systematic comparison between the temperature dependence of the peak positions and widths is underway. In the future we also plan to investigate the momentum dependence of the bottomonium spectral functions and examine new Bayesian approaches to the reconstruction of the spectral functions [46, 47].

Acknowledgments

We thank D. K. Sinclair for code used in the calculation of the heavy quark propagators and A. Rothkopf for stimulating discussions about the Bayesian reconstruction of the spectral functions. We are grateful to the Hadron Spectrum Collaboration for the use of their zero temperature ensemble. This work is undertaken as part of the UKQCD collaboration and the STFC funded DiRAC Facility. We acknowledge the PRACE Grants 2011040469 and Pra05 1129, the Initial Training Network STRONGnet, Science Foundation Ireland grants 11-RFP.1-PHY3193 and 11-RFP.1-PHY-3201, the Trinity Centre for High-Performance Computing, the Irish Centre for High-End Computing, STFC, the Wolfson Foundation, the Royal Society and the Leverhulme Trust for support. SK is supported by the National Research Foundation of Korea, grant No. 2010-002219.

A Free lattice spectral functions

The free lattice spectral functions are calculated by summing over the first Brillouin zone [14] according to

$$a_s^2 \rho_S(\omega) = \frac{4\pi N_c}{\xi N_s^3} \sum_{\mathbf{n} \in \text{1BZ}} \delta(a_\tau \omega - 2a_\tau E(\mathbf{n})), \quad (\text{A.1})$$

$$a_s^4 \rho_P(\omega) = \frac{4\pi N_c}{\xi N_s^3} \sum_{\mathbf{n} \in \text{1BZ}} \hat{p}^2 \delta(a_\tau \omega - 2a_\tau E(\mathbf{n})). \quad (\text{A.2})$$

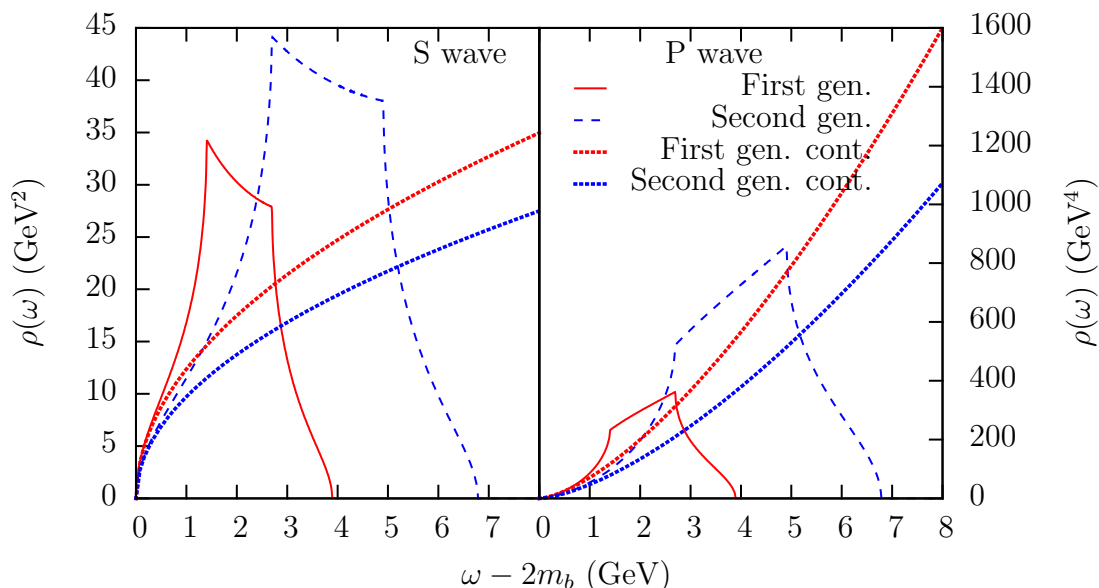


Figure 11. Free lattice spectral functions in a large volume for the second generation parameters (in blue) and the first generation parameters (in red) for both the S wave (left panel) and P wave (right panel).

The lattice dispersion relation corresponding to the improved NRQCD action is given by

$$a_\tau E(\mathbf{n}) = -2 \log \left(1 - \frac{\hat{p}^2}{2\xi a_s m_b} \right) - \log \left(1 - \frac{\hat{p}^4}{24 a_s m_b \xi} + \left(1 + \frac{a_s m_b}{2\xi} \right) \frac{(\hat{p}^2)^2}{8\xi (a_s m_b)^3} \right) \quad (\text{A.3})$$

with the lattice momenta defined by

$$\hat{p}^2 = 4 \sum_{i=1}^3 \sin^2 \left(\frac{\pi n_i}{N_s} \right), \quad \hat{p}^4 = 16 \sum_{i=1}^3 \sin^4 \left(\frac{\pi n_i}{N_s} \right), \quad n_i = -\frac{N_s}{2} + 1, \dots, \frac{N_s}{2}. \quad (\text{A.4})$$

A comparison between the free lattice spectral functions for the first and second generation parameters (see table 2) is shown in figure 11 for the S wave (left) and P wave (right) channels. The effect of the finer spatial lattice spacing is apparent as the cusp artefacts — which correspond to momenta reaching the corners of the Brillouin zone — are pushed to higher frequencies, and the support of the free lattice spectral function is correspondingly enlarged. Note that at high temperatures the support of the reconstructed spectral functions (figures 7 and 8) is comparable with that of the free lattice spectral function. The difference between the dotted lines representing the free spectral functions in the continuum is due to the slightly different choice of heavy quark mass between the two ensembles.

Open Access. This article is distributed under the terms of the Creative Commons Attribution License ([CC-BY 4.0](https://creativecommons.org/licenses/by/4.0/)), which permits any use, distribution and reproduction in any medium, provided the original author(s) and source are credited.

References

- [1] N. Brambilla et al., *Heavy quarkonium: Progress, puzzles and opportunities*, *Eur. Phys. J. C* **71** (2011) 1534 [[arXiv:1010.5827](#)] [[INSPIRE](#)].
- [2] T. Matsui and H. Satz, *J/ψ suppression by quark-gluon plasma formation*, *Phys. Lett. B* **178** (1986) 416 [[INSPIRE](#)].
- [3] F. Karsch, M.T. Mehr and H. Satz, *Color screening and deconfinement for bound states of heavy quarks*, *Z. Phys. C* **37** (1988) 617 [[INSPIRE](#)].
- [4] F. Karsch, D. Kharzeev and H. Satz, *Sequential charmonium dissociation*, *Phys. Lett. B* **637** (2006) 75 [[hep-ph/0512239](#)] [[INSPIRE](#)].
- [5] R. Rapp, D. Blaschke and P. Crochet, *Charmonium and bottomonium production in heavy-ion collisions*, *Prog. Part. Nucl. Phys.* **65** (2010) 209 [[arXiv:0807.2470](#)] [[INSPIRE](#)].
- [6] CMS collaboration, *Observation of sequential Upsilon suppression in PbPb collisions*, *Phys. Rev. Lett.* **109** (2012) 222301 [[arXiv:1208.2826](#)] [[INSPIRE](#)].
- [7] M. Laine, O. Philipsen, P. Romatschke and M. Tassler, *Real-time static potential in hot QCD*, *JHEP* **03** (2007) 054 [[hep-ph/0611300](#)] [[INSPIRE](#)].
- [8] M. Laine, *A Resummed perturbative estimate for the quarkonium spectral function in hot QCD*, *JHEP* **05** (2007) 028 [[arXiv:0704.1720](#)] [[INSPIRE](#)].
- [9] Y. Burnier, M. Laine and M. Vepsäläinen, *Heavy quarkonium in any channel in resummed hot QCD*, *JHEP* **01** (2008) 043 [[arXiv:0711.1743](#)] [[INSPIRE](#)].
- [10] A. Beraudo, J.-P. Blaizot and C. Ratti, *Real and imaginary-time $Q\bar{Q}$ correlators in a thermal medium*, *Nucl. Phys. A* **806** (2008) 312 [[arXiv:0712.4394](#)] [[INSPIRE](#)].
- [11] N. Brambilla, M.A. Escobedo, J. Ghiglieri, J. Soto and A. Vairo, *Heavy quarkonium in a weakly-coupled quark-gluon plasma below the melting temperature*, *JHEP* **09** (2010) 038 [[arXiv:1007.4156](#)] [[INSPIRE](#)].
- [12] N. Brambilla, M.A. Escobedo, J. Ghiglieri and A. Vairo, *Thermal width and gluo-dissociation of quarkonium in pNRQCD*, *JHEP* **12** (2011) 116 [[arXiv:1109.5826](#)] [[INSPIRE](#)].
- [13] G. Aarts et al., *Bottomonium above deconfinement in lattice nonrelativistic QCD*, *Phys. Rev. Lett.* **106** (2011) 061602 [[arXiv:1010.3725](#)] [[INSPIRE](#)].
- [14] G. Aarts et al., *What happens to the Υ and η_b in the quark-gluon plasma? Bottomonium spectral functions from lattice QCD*, *JHEP* **11** (2011) 103 [[arXiv:1109.4496](#)] [[INSPIRE](#)].
- [15] G. Aarts et al., *S wave bottomonium states moving in a quark-gluon plasma from lattice NRQCD*, *JHEP* **03** (2013) 084 [[arXiv:1210.2903](#)] [[INSPIRE](#)].
- [16] G. Aarts et al., *Melting of P wave bottomonium states in the quark-gluon plasma from lattice NRQCD*, *JHEP* **12** (2013) 064 [[arXiv:1310.5467](#)] [[INSPIRE](#)].
- [17] A. Amato et al., *Electrical conductivity of the quark-gluon plasma across the deconfinement transition*, *Phys. Rev. Lett.* **111** (2013) 172001 [[arXiv:1307.6763](#)] [[INSPIRE](#)].
- [18] A. Mócsy and P. Petreczky, *Color screening melts quarkonium*, *Phys. Rev. Lett.* **99** (2007) 211602 [[arXiv:0706.2183](#)] [[INSPIRE](#)].
- [19] A. Mócsy and P. Petreczky, *Can quarkonia survive deconfinement?*, *Phys. Rev. D* **77** (2008) 014501 [[arXiv:0705.2559](#)] [[INSPIRE](#)].

- [20] P. Petreczky, C. Miao and A. Mócsy, *Quarkonium spectral functions with complex potential*, *Nucl. Phys. A* **855** (2011) 125 [[arXiv:1012.4433](#)] [[INSPIRE](#)].
- [21] A. Rothkopf, *A first look at Bottomonium melting via a stochastic potential*, *JHEP* **04** (2014) 085 [[arXiv:1312.3246](#)] [[INSPIRE](#)].
- [22] W.M. Alberico, A. Beraudo, A. De Pace and A. Molinari, *Quarkonia in the deconfined phase: Effective potentials and lattice correlators*, *Phys. Rev. D* **75** (2007) 074009 [[hep-ph/0612062](#)] [[INSPIRE](#)].
- [23] C.-Y. Wong, *Heavy quarkonia in quark-gluon plasma*, *Phys. Rev. C* **72** (2005) 034906 [[hep-ph/0408020](#)] [[INSPIRE](#)].
- [24] F. Riek and R. Rapp, *Quarkonia and heavy-quark relaxation times in the quark-gluon plasma*, *Phys. Rev. C* **82** (2010) 035201 [[arXiv:1005.0769](#)] [[INSPIRE](#)].
- [25] M. Asakawa and T. Hatsuda, *J/ψ and η_c in the deconfined plasma from lattice QCD*, *Phys. Rev. Lett.* **92** (2004) 012001 [[hep-lat/0308034](#)] [[INSPIRE](#)].
- [26] S. Datta, F. Karsch, P. Petreczky and I. Wetzorke, *Behavior of charmonium systems after deconfinement*, *Phys. Rev. D* **69** (2004) 094507 [[hep-lat/0312037](#)] [[INSPIRE](#)].
- [27] A. Jakovác, P. Petreczky, K. Petrov and A. Velytsky, *Quarkonium correlators and spectral functions at zero and finite temperature*, *Phys. Rev. D* **75** (2007) 014506 [[hep-lat/0611017](#)] [[INSPIRE](#)].
- [28] G. Aarts, C. Allton, M.B. Oktay, M. Peardon and J.-I. Skullerud, *Charmonium at high temperature in two-flavor QCD*, *Phys. Rev. D* **76** (2007) 094513 [[arXiv:0705.2198](#)] [[INSPIRE](#)].
- [29] H.T. Ding et al., *Charmonium properties in hot quenched lattice QCD*, *Phys. Rev. D* **86** (2012) 014509 [[arXiv:1204.4945](#)] [[INSPIRE](#)].
- [30] S. Borsányi et al., *Charmonium spectral functions from 2+1 flavour lattice QCD*, *JHEP* **04** (2014) 132 [[arXiv:1401.5940](#)] [[INSPIRE](#)].
- [31] R.G. Edwards, B. Joó and H.-W. Lin, *Tuning for three-flavors of anisotropic clover fermions with stout-link smearing*, *Phys. Rev. D* **78** (2008) 054501 [[arXiv:0803.3960](#)] [[INSPIRE](#)].
- [32] C. Allton et al., *2+1 flavour thermal studies on an anisotropic lattice*, *PoS(LATTICE 2013)151* [[arXiv:1401.2116](#)] [[INSPIRE](#)].
- [33] HADRON SPECTRUM collaboration, H.-W. Lin et al., *First results from 2+1 dynamical quark flavors on an anisotropic lattice: Light-hadron spectroscopy and setting the strange-quark mass*, *Phys. Rev. D* **79** (2009) 034502 [[arXiv:0810.3588](#)] [[INSPIRE](#)].
- [34] R. Morrin, A. Ó Cais, M. Peardon, S.M. Ryan and J.-I. Skullerud, *Dynamical QCD simulations on anisotropic lattices*, *Phys. Rev. D* **74** (2006) 014505 [[hep-lat/0604021](#)] [[INSPIRE](#)].
- [35] M.B. Oktay and J.-I. Skullerud, *Momentum-dependence of charmonium spectral functions from lattice QCD*, [arXiv:1005.1209](#) [[INSPIRE](#)].
- [36] G.P. Lepage et al., *Improved nonrelativistic QCD for heavy quark physics*, *Phys. Rev. D* **46** (1992) 4052 [[hep-lat/9205007](#)] [[INSPIRE](#)].
- [37] C.T.H. Davies and B.A. Thacker, *Heavy quark renormalization parameters in nonrelativistic QCD*, *Phys. Rev. D* **45** (1992) 915 [[INSPIRE](#)].

- [38] HPQCD collaboration, R.J. Dowdall et al., *The Upsilon spectrum and the determination of the lattice spacing from lattice QCD including charm quarks in the sea*, *Phys. Rev. D* **85** (2012) 054509 [[arXiv:1110.6887](#)] [[INSPIRE](#)].
- [39] G. Moir, M. Peardon, S.M. Ryan, C.E. Thomas and L. Liu, *Excited spectroscopy of charmed mesons from lattice QCD*, *JHEP* **05** (2013) 021 [[arXiv:1301.7670](#)] [[INSPIRE](#)].
- [40] W. Detmold, S. Meinel and Z. Shi, *Quarkonium at nonzero isospin density*, *Phys. Rev. D* **87** (2013) 094504 [[arXiv:1211.3156](#)] [[INSPIRE](#)].
- [41] R.J. Dowdall, C.T.H. Davies, T. Hammant and R.R. Horgan, *Bottomonium hyperfine splittings from lattice NRQCD including radiative and relativistic corrections*, [arXiv:1309.5797](#) [[INSPIRE](#)].
- [42] PARTICLE DATA GROUP collaboration, J. Beringer et al., *Review of Particle Physics (RPP)*, *Phys. Rev. D* **86** (2012) 010001 [[INSPIRE](#)].
- [43] M. Asakawa, T. Hatsuda and Y. Nakahara, *Maximum entropy analysis of the spectral functions in lattice QCD*, *Prog. Part. Nucl. Phys.* **46** (2001) 459 [[hep-lat/0011040](#)] [[INSPIRE](#)].
- [44] K. Hornbostel et al., *Fast fits for lattice QCD correlators*, *Phys. Rev. D* **85** (2012) 031504 [[arXiv:1111.1363](#)] [[INSPIRE](#)].
- [45] S. Kim et al., *Two topics from lattice NRQCD at non-zero temperature: Heavy quark mass dependence and S-wave bottomonium states moving in a thermal bath*, *PoS(LATTICE 2012)086* [[arXiv:1210.7586](#)] [[INSPIRE](#)].
- [46] S. Kim, P. Petreczky and A. Rothkopf, *Lattice NRQCD study of in-medium bottomonium states using $N_f = 2 + 1, 48^3 \times 12$ HotQCD configurations*, [arXiv:1310.6461](#) [[INSPIRE](#)].
- [47] Y. Burnier and A. Rothkopf, *Bayesian approach to spectral function reconstruction for Euclidean quantum field theories*, *Phys. Rev. Lett.* **111** (2013) 182003 [[arXiv:1307.6106](#)] [[INSPIRE](#)].