


DMS-DR-2006
CR-120.088
DECEMBER 1972



—SPACE SHUTTLE—

**AERODYNAMIC STATIC STABILITY
AND CONTROL EFFECTIVENESS
OF A PARAMETRIC SHUTTLE
LAUNCH CONFIGURATION**

by

Paul E. Ramsey, NASA/MSFC

MSFC 14X14-INCH
TRISONIC WIND TUNNEL

Marshall Space
Flight Center

N A S A

SADSAC SPACE SHUTTLE
AEROTHERMODYNAMIC
DATA MANAGEMENT SYSTEM

CONTRACT NAS8-4016
MARSHALL SPACE FLIGHT CENTER



This document should
be referenced as
NASA CR-120,088

NASA Series Number: IAL

DMS-DR-2006
CR-120,088
December, 1972

SADSAC/SPACE SHUTTLE
WIND TUNNEL TEST DATA REPORT

CONFIGURATION: NASA/MSFC/NR ATP PARAMETRIC LAUNCH VEHICLE

TEST PURPOSE: STATIC STABILITY AND CONTROL EFFECTIVENESS OF A PARAMETRIC
LAUNCH VEHICLE

TEST FACILITY: NASA/MSFC 14 x 14 - INCH TRISONIC WIND TUNNEL

TESTING AGENCY: NASA/MSFC

TEST NO. & DATE: MSFC TWT 556; OCT. 11 - OCT. 19, 1972

FACILITY COORDINATOR: JIM WEAVER, S&E-AERO-AAE

PROJECT ENGINEER(S): PAUL E. RAMSEY, S&E-AERO-AAE

DATA MANAGEMENT SERVICES

LIAISON: *V. W. Sparks* DATA OPERATIONS: *J. L. Glynn*
V. W. Sparks J. L. Glynn

RELEASE APPROVAL: *N. D. Kemp*
N. D. Kemp, Supervisor
Aero Thermo Data Group

CONTRACT NAS8-4016

AMENDMENT 174

DRL 297 - 84a

This report has been prepared by Chrysler Corporation Space Division under a Data Management Contract to the NASA. Chrysler assumes no responsibility for the data presented herein other than its display characteristics.

FACILITY COORDINATOR:

Mr. Jim Weaver
Marshall Space Flight Center
Mail Stop S&E-AERO-AAE
Huntsville, Alabama 35801

Phone: (205) 453-2512

PROJECT ENGINEER:

Mr. Paul E. Ramsey
Marshall Space Flight Center
Mail Stop S&E-AERO-AAE
Huntsville, Alabama 35801

Phone: (205) 453-2517

SADSAC LIAISON:

Mr. V. W. Sparks
Chrysler Huntsville Division
Department 4820
102 Wynn Drive
Huntsville, Alabama 35805

Phone: (205) 895-1560

SADSAC OPERATIONS:

Mr. J. L. Glynn
Chrysler Corporation Space Division
Department 2780
P. O. Box 29200
New Orleans, Louisiana 70129

Phone: (504) 255-2304

TABLE OF CONTENTS

	PAGE
ABSTRACT	2
NOMENCLATURE	3
CONFIGURATIONS INVESTIGATED	8
TEST FACILITY DESCRIPTION	9
DATA REDUCTION	10
TABLES	
I TEST CONDITIONS	12
II DATA SET COLLATIONS	13
III DIMENSIONAL DATA	15
IV INDEX OF MODEL FIGURES	31
V INDEX OF DATA FIGURES	32
FIGURES	
MODEL	36
DATA	41
APPENDIX	
TABULATED SOURCE DATA LISTING	

AERODYNAMIC STATIC STABILITY AND CONTROL EFFECTIVENESS
OF A PARAMETRIC SHUTTLE LAUNCH CONFIGURATION

By Paul E. Ramsey

ABSTRACT

Experimental aerodynamic investigations were conducted in the NASA/MSFC 14-inch Trisonic Wind Tunnel from Oct. 11 to Oct. 19, 1972 on a 0.004-scale model of the NR ATP baseline Shuttle launch configuration. The test model consisted of the NR ATP baseline orbiter, external tank, and SRB's with nozzels. Six component aerodynamic force and moment data were recorded over an angle of attack range from -10° to 10° at zero degrees sideslip and angle of sideslip range of -10° to 10° at zero angle of attack for a Mach range of 0.6 to 4.96. Rudder flare was constant at 10° during the entire test.

The purpose of the test was to define the performance, stability, and control characteristics of the launch configuration as well as to investigate the buildup effect of two geometrical parameters. The geometrical parameters were: the external tank nose shape and the abort solid rocket motor for the orbiter. Consideration of the external tank nose shape consisted of 20° , 30° , and ogive nose cones. The abort solid rocket motors were investigated as to their effect on or off the orbiter.

NOMENCLATURE

General

<u>SYMBOL</u>	<u>SADSAC SYMBOL</u>	<u>DEFINITION</u>
a		speed of sound; m/sec, ft/sec
C_p	CP	pressure coefficient; $(p_1 - p_\infty)/q$
M	MACH	Mach number; V/a
p		pressure; N/m^2 , psf
q	Q(NSM) Q(SPF)	dynamic pressure; $1/2\rho V^2$, N/m^2 , psf
RN/L	RN/L	unit Reynolds number; per m, per ft
V		velocity; m/sec, ft/sec
α	ALPHA	angle of attack, degrees
β	BETA	angle of sideslip, degrees
ψ	PSI	angle of yaw, degrees
		mass density; kg/m^3 , slugs/ft ³

Reference & C.G. Definitions

A_b		base area; m^2 , ft^2
b	BREF	wing span or reference span; m, ft
c.g.		center of gravity
l_{REF} \bar{c}	LREF	reference length or wing mean aerodynamic chord; m, ft
S	SREF MRP	wing area or reference area; m^2 , ft^2 moment reference point
XCG	XMRP	moment reference point on X axis, measured from external tank base
	YMRP	moment reference point on Y axis
	ZMRP	moment reference point on Z axis

SUBSCRIPTS

b	base
l	local
s	static conditions
t	total conditions
	free stream

NOMENCLATURE
(CONTINUED)

<u>SYMBOL</u>	<u>SADSAC SYMBOL</u>	<u>DEFINITION</u>
C_N	CN	normal-force coefficient; $\frac{\text{normal force}}{qS}$
C_A	CA	axial-force coefficient; $\frac{\text{axial force}}{qS}$
C_Y	CY	side-force coefficient; $\frac{\text{side force}}{qS}$
C_{A_b}	CAB	base-force coefficient; $\frac{\text{base force}}{qS}$ $-A_b(p_b - p_\infty)/qS; (C_{A_{B_0}} + C_{A_{B_S}} + C_{A_{B_E}})$
C_{A_f}	CAF	forebody axial force coefficient; $C_A - C_{A_b}$
C_m	CIM	pitching-moment coefficient; $\frac{\text{pitching moment}}{qS l_{REF}}$
C_n	CYN	yawing-moment coefficient; $\frac{\text{yawing moment}}{qS b}$
C_l	CBL	rolling-moment coefficient; $\frac{\text{rolling moment}}{qS b}$

ADDITIONS TO NOMENCLATURE
FOR
MSFC TEST 556

<u>SYMBOL</u>	<u>SADSAC SYMBOL</u>	<u>DEFINITION</u>
δ	DELTA	control surface deflection angle; deg., positive deflections are;
δ_a	AILRON	aileron - left aileron trailing edge down
δ_e	ELEVTR	elevator - trailing edge down
δ_r	RUDDER	rudder - trailing edge to the left
δ_{rf}	RUDFLR	rudder flare
ϕ_s	PHI	solid rocket booster (SRB) circumferential position angle, measured from the external tank horizontal centerline; degrees
l_B	LBODY	orbiter body length; in, ft, m
i_o	ORBINC	orbiter incidence angle with relation to external tank, positive when tail down; deg.
$C_{N\alpha}$	D(CN)	$\left(\frac{dc_N}{d\alpha}\right)$ the change in normal force coefficient with varying angle of attack, 1/deg.
$C_{m\alpha}$	D(CIM)	$\left(\frac{dc_m}{d\alpha}\right)$ the change in pitching moment coefficient with varying angle of attack, 1/deg.
$C_{y\beta}$	D(CY)	$\left(\frac{dc_y}{d\beta}\right)$ the change in side force coefficient with varying sideslip angle, 1/deg.
$C_{n\beta}$	D(CYN)	$\left(\frac{dc_n}{d\beta}\right)$ the change in yawing moment coefficient with varying sideslip angle, 1/deg.
$C_{l\beta}$	D(CBL)	$\left(\frac{dc_l}{d\beta}\right)$ the change in rolling moment coefficient with varying sideslip angle, 1/deg.
$C_{N@0}$	CNAF \emptyset	the normal force coefficient measured at an angle of attack of zero degrees
$C_{m@0}$	CLMAF \emptyset	the pitching moment coefficient measured at an angle of attack of zero degrees
$C_{A_F@0}$	CAFAF \emptyset	the forebody axial force coefficient measured at an angle of attack of zero degrees

ADDITIONS TO NOMENCLATURE
FOR
MSFC TEST 556 (CONTINUED)

<u>SYMBOL</u>	<u>SADSAC SYMBOL</u>	<u>DEFINITION</u>
$C_{A_B} @ \alpha = 0^\circ$	CABAF ϕ	the base axial force coefficient measured at an angle of attack of zero degrees
$C_{A_{B_0}}$	CAB ϕ	the base axial force coefficient of the orbiter
$C_{A_{B_S}}$	CABS	the base axial force of the two 156-inch diameter SRB (solid-rocket booster)
$C_{A_{B_E}}$	CABE	the base axial force of the external tank
$\left(\frac{X_{AC}}{l_B}\right)$	XAC/L	the longitudinal position of the aerodynamic center or neutral point of static longitudinal stability as a fraction of orbiter body length, measured from the external tank base $\left[XCG/l_B + (C_{m_\alpha}/C_{N_\alpha}) (l_{ref}/l_B) \right]$
$\left(X_{CP}/l_B\right)$	XCP/L	the longitudinal position of the center of pressure of static longitudinal stability on percent orbiter body length, measured from the external tank base $\left[\frac{XCG}{l_B} + \left(\frac{C_m}{C_N}\right) \left(\frac{l_{ref}}{l_B}\right) \right]$
$\left(Y_{AC}/l_B\right)$	YAC/L	the longitudinal position of the aerodynamic center or neutral point of static lateral stability, as a function of orbiter body length, measured from the external tank base; $\left[\frac{XCG}{l_B} + \left(\frac{C_{n_\beta}}{C_{y_\beta}}\right) \left(\frac{b}{l_B}\right) \right]$
$\left(Y_{CP}/l_B\right)$	YCP/L	the longitudinal position of the center of pressure of static lateral stability on percent orbiter body length, measured from the external tank base; $\left[\frac{XCG}{l_B} + \left(\frac{C_n}{C_y}\right) \left(\frac{b}{l_B}\right) \right]$

ADDITIONS TO NOMENCLATURE
FOR
MSFC TEST 556 (CONTINUED)

<u>SYMBOL</u>	<u>SADSAC SYMBOL</u>	<u>DEFINITION</u>
$C_{N\delta_e}$	DCN/DE	$\left(\frac{dc_N}{d\delta_e}\right)$ the change in normal force coefficient with changes in elevator deflection, 1/deg
$C_{N\delta_a}$	DCN/DA	$\left(\frac{dc_N}{d\delta_a}\right)$ the change in normal force coefficient with change in aileron deflection, 1/deg
$C_{N\delta_r}$	DCN/DR	$\left(\frac{dc_N}{d\delta_r}\right)$ the change in normal force coefficient with change in rudder deflection, 1/deg
$C_{m\delta_e}$	DCLMDE	$\left(\frac{dc_m}{d\delta_e}\right)$ the change in pitching moment coefficient with changes in elevator deflection, 1/deg
$C_{m\delta_a}$	DCLMDA	$\left(\frac{dc_m}{d\delta_a}\right)$ the change in pitching moment coefficient with changes in aileron deflection, 1/deg
$C_{m\delta_r}$	DCLMDR	$\left(\frac{dc_m}{d\delta_r}\right)$ the change in pitching moment coefficient with changes in rudder deflection, 1/deg
$C_{Y\delta_a}$	DCY/DA	$\left(\frac{dc_y}{d\delta_a}\right)$ the change in side force coefficient with change in aileron deflection, 1/deg
$C_{Y\delta_e}$	DCY/DE	$\left(\frac{dc_y}{d\delta_e}\right)$ the change in side force coefficient with change in elevator deflection, 1/deg
$C_{Y\delta_r}$	DCY/DR	$\left(\frac{dc_y}{d\delta_r}\right)$ the change in side force coefficient with change in rudder deflection, 1/deg
$C_{n\delta_a}$	DCYNDA	$\left(\frac{dc_n}{d\delta_a}\right)$ the change in yawing moment coefficient with change in aileron deflection, 1/deg
$C_{n\delta_e}$	DCYNDE	$\left(\frac{dc_n}{d\delta_e}\right)$ the change in yawing moment coefficient with change in elevator deflection, 1/deg
$C_{n\delta_r}$	DCYNDR	$\left(\frac{dc_n}{d\delta_r}\right)$ the change in yawing moment coefficient with change in rudder deflection, 1/deg
$C_{l\delta_a}$	DCBLDA	$\left(\frac{dc_l}{d\delta_a}\right)$ the change in rolling moment coefficient with change in aileron deflection, 1/deg
$C_{l\delta_e}$	DCBLDE	$\left(\frac{dc_l}{d\delta_e}\right)$ the change in rolling moment coefficient with change in elevator deflection, 1/deg
$C_{l\delta_r}$	DCBLDR	$\left(\frac{dc_l}{d\delta_r}\right)$ the change in rolling moment coefficient with changes in rudder deflection, 1/deg

CONFIGURATIONS INVESTIGATED

Test results reported herein were obtained on a 0.004 scale model of the NR ATP Baseline Launch Configuration. Each of the model components tested is listed below. Pertinent dimensional data for these components are given in Table III.

<u>MODEL COMPONENT SYMBOL</u>	<u>DESCRIPTION</u>
O ₁	NR ATP baseline orbiter less ASRM (abort solid rocket motors); (B ₁ C ₁ D ₁ F ₁ M ₁) (W ₁ E ₁) (V ₁ K ₁ R ₁)
O ₂	NR ATP baseline orbiter with ASRM (abort solid rocket motors); (B ₁ C ₁ D ₁ F ₁ M ₁) (W ₁ E ₁) (V ₁ K ₁ R ₁) (A ₁)
T ₁	318-inch diameter (full scale) external tank with 30° nose cone and retro-rocket (ATP baseline)
T ₂	318-inch diameter (full scale) external tank with 22° nose cone and retro-rocket
T ₃	318-inch diameter (full scale) external tank with ogive nose cone and retro-rocket
S ₁	Two 156-inch diameter (full scale) SRB (solid-rocket booster) with 17° nose cone and hold down arms (ATP baseline)

Orbiters O₁ and O₂ both maintained a rudder flare of 10° during the entire test. Details of the configuration combinations and parameters during the test are shown in Table II entitled Data Set Collations.

TEST FACILITY DESCRIPTION

The Marshall Space Flight Center 14" x 14" Trisonic Wind Tunnel is an intermittent blowdown tunnel which operates by high pressure air flowing from storage to either vacuum or atmospheric conditions. A Mach number range from .2 to 5.85 is covered by utilizing two interchangeable test sections. The transonic section permits testing at Mach 0.20 through 2.50, and the supersonic section permits testing at Mach 2.74 through 5.85. Mach numbers between .2 and .9 are obtained by using a controllable diffuser. The range from .95 to 1.3 is achieved through the use of plenum suction and perforated walls. Mach numbers of 1.44, 1.93 and 2.50 are produced by interchangeable sets of fixed contour nozzle blocks. Above Mach 2.50 a set of fixed contour nozzle blocks are tilted and translated automatically to produce any desired Mach number in .25 increments.

Air is supplied to a 6000 cubic foot storage tank at approximately -40°F dew point and 500 psi. The compressor is a three-stage reciprocating unit driven by a 1500 hp motor.

The tunnel flow is established and controlled with a servo actuated gate valve. The controlled air flows through the valve diffuser into the stilling chamber and heat exchanger where the air temperature can be controlled from ambient to approximately 180°F . The air then passes through the test section which contains the nozzle blocks and test region.

Downstream of the test section is a hydraulically controlled pitch sector that provides a total angle of attack range of 20° ($\pm 10^{\circ}$). Sting offsets are available for obtaining various maximum angles of attack up to 90° .

DATA REDUCTION

All model forces and moments were resolved in the body axis system and are presented in the form of non-dimensional coefficients. Model reference dimensions used in the data reduction are:

	<u>FULL SCALE</u>	<u>MODEL SCALE</u>
Reference area (SREF) = Orbiter Wing Planform Area =	3220.0 ft. ²	7.419 in. ²
Reference Length (LREF)=Orbiter body length =	1328.0 in.	5.312 in.
Reference Span (BREF) = Orbiter body length =	1328.0 in.	5.312 in.

For the baseline launch configuration, moments were referenced to a point 4.82 inches forward of the base of the external tank. This point corresponds to the location of the orbiter nose. Moment reference dimensions used are (see Figure 2):

XMRP (measured from the external tank base)	4.820 in.
YMRP	0.0 in.
ZMRP	0.0 in.

Calculations to determine center of pressure location as a percent of orbiter body length were performed for both yawed and pitched attitudes of the baseline launch configuration. The equations used were:

$$\left(\frac{X_{CP}}{l_B}\right) = \left[\frac{X_{c.g.}}{l_B} + \left(\frac{C_m}{C_N}\right) \left(\frac{l_{ref}}{l_B}\right) \right]$$

$$\left(\frac{Y_{CP}}{l_B}\right) = \left[\frac{X_{c.g.}}{l_B} + \left(\frac{C_n}{C_y}\right) \left(\frac{b}{l_B}\right) \right]$$

The location of the aerodynamic center based on body length was calculated, based on the gradient data, as

$$\left(\frac{x_{AC}}{l_B}\right) = \left[\frac{x_{c.g.}}{l_B} + \left(\frac{C_{m\alpha}}{C_{N\alpha}}\right) \left(\frac{l_{ref}}{l_B}\right) \right]$$

$$\left(\frac{y_{AC}}{l_B}\right) = \left[\frac{x_{c.g.}}{l_B} + \left(\frac{C_{n\beta}}{C_{y\beta}}\right) \left(\frac{b}{l_B}\right) \right]$$

The base axial force coefficients presented herein are summations of the individual base pressures (see Figure 5) applied over their respective base areas. The equation used is:

$$C_{A_B} = C_{A_{B_0}} + C_{A_{B_S}} + C_{A_{B_E}}$$

The respective base areas were:

$$A_{B_0} = 0.878 \text{ in.}^2$$

$$A_{B_S} \text{ (Two SRB's)} = 0.612 \text{ in.}^2$$

$$A_{B_E} = 1.271 \text{ in.}^2$$

TABLE II (CONCLUDED)

TEST MSFC TWT 556 DATA SET COLLATION SHEET

PRETEST

POSTTEST

DATA SET IDENTIFIER	CONFIGURATION	SCHD.		PARAMETERS/VALUES				NO. of RUNS	MACH NUMBERS (OR ALTERNATE INDEPENDENT VARIABLE)											
		α	β	ϕ_0	ϕ_s	X_s	S_R		S_{eL}	S_{eR}	0.6	0.8	0.9	1.0	1.2	1.46	1.96	2.99	4.96	
R77021	O ₂ T ₁ S ₁	O	B	-1.2	80	0	0	5	0	0	31/0	32/0	33/0	34/0	35/0					
022	↓	A	O	+1.5				1			123/0									
023	O ₁ T ₁ S ₁			↓				3	↓	↓			120/0	122/0	121/0					
024	↓	Y	Y	0				8	10	-10			74/0	75/0	76/0	77/0	169/0	166/0	164/0	17/0
025	↓	O	B					8					81/0	80/0	79/0	78/0	168/0	167/0	15/0	14/0
026	O ₂ T ₁ S ₁	A	O					2			84/0	85/0								
027	↓	O	B				Y	2	↓	↓	83/0	82/0								
028	O ₁ T ₁ S ₁	A	O					15	X	O			66/0	67/0	68/0	69/0	170/0	165/0	19/0	18/0
029	↓	O	B					8					73/0	72/0	71/0	70/0	171/0	163/0	20/0	21/0
030	O ₂ T ₁ S ₁	A	O					2			64/0	65/0								
031	↓	O	B	Y	Y	Y	↓	2	↓	↓	63/0	62/0								
032	T ₂	A	O	-	-	-	-	2	-	-			144/0			145/0				
033	T ₁	A	O	-	-	-	-	2	-	-			147/0			146/0				
034	O ₁ T ₁ S ₁	A	O	-1.2	80	0	0	1	10	-10									161/0	
035	↓	O	B				↓	1	↓	↓									162/0	
036	↓	A	O	↓	↓	↓	15	1	0	0									164/0	

14

1	7	13	19	25	31	37	43	49	55	61	67	75	76
CN	KLM	KY	CYN	KBL	CAF	CAB							7

COEFFICIENTS: _____ ⇒ |IDPVAR(1)| IDPVAR(2) | NDV

α or β SCHEDULES
 X: A = -10° to 10° ($\Delta\alpha = 2^\circ$)
 P: B = -10° to 10° ($\Delta\beta = 2^\circ$)

TABLE III
DIMENSIONAL DATA

NAR ATP BASELINE ORBITER CONFIGURATION

<u>SYMBOL</u>	<u>DESCRIPTION</u>
(BICIDIFIMI)	Body Alone
BI	Orbiter body, with housing along top centerline
CI	Canopy
DI	Manipulator fairing
FI	Body flap
MI	OMS pods
(BICIDIFIMI) (WIEI)	Body With Wing
WI	Wing
EI	Elevon
(BICIDIFIMI) (WIEI) (VIKIRI)	Body With Wing and Tail
VI	Vertical tail
KI	Air scoop at base of vertical fin
RI	Rudder

TABLE III DIMENSIONAL DATA (CONTINUED)
 NAR ATP BASELINE ORBITER
 CONFIGURATION

MODEL COMPONENT: BODY - B1

GENERAL DESCRIPTION: BASIC DELTA WING FUSELAGE PER NAR LINES DRAWING

VL70-000001

MODEL SCALE = .004

DRAWING NUMBER: VL000001

<u>DIMENSIONS:</u>	<u>THEORETICAL</u>		<u>ACTUAL MEASURED</u>
	<u>FULL-SCALE</u>	<u>MODEL SCALE</u>	<u>MODEL SCALE</u>
Length	<u>1328.33</u>	<u>5.313</u>	<u> </u>
Max. Width	<u>237.96</u>	<u>0.952</u>	<u> </u>
Max. Depth	<u>238.00</u>	<u>0.952</u>	<u> </u>
Fineness Ratio	<u>5.527</u>	<u>5.527</u>	<u> </u>
Area-FT ²			
Max. Cross-Sectional	<u>326.0</u>	<u>.00522</u>	<u> </u>
Planform	<u> </u>	<u> </u>	<u> </u>
Wetted	<u> </u>	<u> </u>	<u> </u>
Base	<u> </u>	<u> </u>	<u> </u>

TABLE III DIMENSIONAL DATA (CONTINUED)
 NAR ATP BASELINE ORBITER
 CONFIGURATION

MODEL COMPONENT: BODY - CANOPY C1

GENERAL DESCRIPTION: CANOPY USED WITH BASIC DELTA WING FUSELAGE PER
NAR LINES DWG VL70-000001

MODEL SCALE = 0.004

DRAWING NUMBER: VL70-000001

<u>DIMENSIONS:</u>	<u>THEORETICAL</u>		<u>ACTUAL MEASURED</u>
	<u>FULL-SCALE</u>	<u>MODEL SCALE</u>	<u>MODEL SCALE</u>
<u>STA FWD BULKHEAD, IN</u>	<u>340.00</u>	<u>1.3600</u>	<u> </u>
<u>STA, TRAILING EDGE, IN</u>	<u>560.00</u>	<u>2.240</u>	<u> </u>
Max. Depth	<u> </u>	<u> </u>	<u> </u>
Fineness Ratio	<u> </u>	<u> </u>	<u> </u>
Area			
Max. Cross-Sectional	<u> </u>	<u> </u>	<u> </u>
Planform	<u> </u>	<u> </u>	<u> </u>
Wetted	<u> </u>	<u> </u>	<u> </u>
Base	<u> </u>	<u> </u>	<u> </u>

TABLE III DIMENSIONAL DATA (CONTINUED)
 NAR ATP BASELINE ORBITER
 CONFIGURATION

MODEL COMPONENT: BODY - MANIPULATOR HOUSING - D1

GENERAL DESCRIPTION: _____

SCALE MODEL = 0.004

DRAWING NUMBER: VL70-000001

<u>DIMENSIONS:</u>	<u>THEORETICAL</u>		<u>ACTUAL MEASURED</u>
	<u>FULL-SCALE</u>	<u>MODEL SCALE</u>	<u>MODEL SCALE</u>
Length, IN	<u>967.0</u>	<u>3.8680</u>	_____
Max. Width, IN	<u>53.32</u>	<u>0.2132</u>	_____
Max. Depth, IN	<u>20.00</u>	<u>0.080</u>	_____
Fineness Ratio	_____	_____	_____
Area			
Max. Cross-Sectional	_____	_____	_____
Planform	_____	_____	_____
Wetted	_____	_____	_____
Base	_____	_____	_____

TABLE III DIMENSIONAL DATA (CONTINUED)
 NAR ATP BASELINE ORBITER
 CONFIGURATION

MODEL COMPONENT: BODY - FLAP F1

GENERAL DESCRIPTION: FLAP LOCATED ON LOWER AFT PORTION OF BODY AND EXTENDING
 AFT OF BODY TRAILING EDGE

SCALE MODEL = 0.004

DRAWING NUMBER:

<u>DIMENSIONS:</u>	<u>THEORETICAL</u>		<u>ACTUAL MEASURED</u>
	<u>FULL-SCALE</u>	<u>MODEL SCALE</u>	<u>MODEL SCALE</u>
Length	<u>83.33</u>	<u>0.333</u>	<u> </u>
Fus. Sta. LE IN.	<u>1528.33</u>	<u>6.113</u>	<u> </u>
Fus. Sta. T.E. In.	<u>1611.67</u>	<u>6.447</u>	<u> </u>
Width (span) In.	<u>229.33</u>	<u>0.917</u>	<u> </u>
Area Ft. ²			
Max. Cross-Sectional	<u>-</u>	<u>-</u>	<u> </u>
Planform	<u>132.72</u>	<u>0.0021</u>	<u> </u>
Wetted	<u> </u>	<u> </u>	<u> </u>
Base	<u> </u>	<u> </u>	<u> </u>

TABLE III DIMENSIONAL DATA (CONTINUED)
 NAR ATP BASELINE ORBITER
 CONFIGURATION

MODEL COMPONENT: BODY - ORBITAL MANEUVERING SYSTEM POD-M1

GENERAL DESCRIPTION: _____

MODEL SCALE = 0.004

DRAWING NUMBER: VL - 000001

<u>DIMENSIONS:</u>	<u>THEORETICAL</u>		<u>ACTUAL MEASURED</u>
	<u>FULL-SCALE</u>	<u>MODEL SCALE</u>	<u>MODEL SCALE</u>
Length ~ IN	<u>290.67</u>	<u>1.1626</u>	_____
Max. Width ~ IN	<u>67.33</u>	<u>0.2693</u>	_____
Max. Depth ~ IN	<u>104.00</u>	<u>0.416</u>	_____
Fineness Ratio	<u>-</u>	<u>-</u>	_____
Area			
Max. Cross-Sectional	<u>-</u>	<u>-</u>	_____
Planform	<u>-</u>	<u>-</u>	_____
Wetted	<u>-</u>	<u>-</u>	_____
Base	<u>-</u>	<u>-</u>	_____

TABLE III DIMENSIONAL DATA (CONTINUED)
 NAR ATP BASELINE ORBITER
 CONFIGURATION

MODEL COMPONENT: BODY - A1 ASRM

GENERAL DESCRIPTION: ABORT ROCKETS

SCALE MODEL = 0.004

DRAWING NUMBER: VL70-000001

<u>DIMENSIONS:</u>	<u>THEORETICAL</u>		<u>ACTUAL MEASURED</u>
	<u>FULL-SCALE</u>	<u>MODEL SCALE</u>	<u>MODEL SCALE</u>
Length In.	<u>360.0</u>	<u>1.440</u>	<u> </u>
Max. Width	<u> </u>	<u> </u>	<u> </u>
Max. DIA	<u>65.7</u>	<u>0.263</u>	<u> </u>
Fineness Ratio L/D	<u>5.4795</u>	<u>5.4795</u>	<u> </u>
Area			
Max. Cross-Sectional	<u>23.5478</u>	<u>.0004</u>	<u> </u>
Planform	<u> </u>	<u> </u>	<u> </u>
Wetted	<u> </u>	<u> </u>	<u> </u>
Base	<u> </u>	<u> </u>	<u> </u>

WP = 352.0 In. FS: 1.408 In. MS

BP = 168.0 In. FS: 0.672 In. MS

TABLE III DIMENSIONAL DATA (CONTINUED)
NAR ATP BASELINE ORBITER

CONFIGURATION

MODEL COMPONENT: WING - WI

GENERAL DESCRIPTION: DELTA WING WITH -5° TWIST AND ROUNDED WING TIPS. WING
BLENDS INTO BODY, FOLLOWS NAR LINES, V70-00000¹, EQUIV. SPAN IS 78.604 % OF
THEORETICAL DELTA WING, MODEL SCALE = 0.004

DRAWING NUMBER: VL70-00000¹

DIMENSIONS:

<u>TOTAL DATA</u>	<u>THEORETICAL</u>		<u>ACTUAL MEASURED</u>
	<u>FULL-SCALE</u>	<u>MODEL SCALE</u>	<u>MODEL SCALE</u>
Area			
Planform	3221.92	.05155	
Wetted	-	-	
Span (equivalent)	1007.8	4.0312	
Aspect Ratio	2.144	2.144	
Rate of Taper	1.191	1.191	
Taper Ratio	0.219	0.219	
Dihedral Angle, degrees	3.500	3.500	
Incidence Angle, degrees	3.000	3.000	
Aerodynamic Twist, degrees	-5.000	-5.000	
Toe-In Angle	3.000	3.000	
Cant Angle	-2.000	-2.000	
Sweep Back Angles, degrees			
Leading Edge	49.910	49.910	
Trailing Edge	-0.183	-0.183	
0.25 Element Line	41.675	41.675	
Chords:			
Root (Wing Sta. 0.0)	760.56	3.0422	
Tip, (equivalent)	159.72	0.6388	
MAC	525.4	2.0976	
Fus. Sta. of .25 MAC	1132.98	4.5319	
W.P. of .25 MAC	304.55	1.2182	
B.L. of .25 MAC	196.09	.7843	
Airfoil Section			
Root			
Tip			
<u>EXPOSED DATA</u>			
Area	2203.00	0.03524	
Span, (equivalent)	795.86	3.1834	
Aspect Ratio	1.966	1.966	
Taper Ratio	0.260	0.260	
Chords			
Root	641.57	2.5662	
Tip	166.68	.6667	
MAC	450.63	1.8025	
Fus. Sta. of .25 MAC	1190.82	4.7633	
W.P. of .25 MAC	305.47	1.2219	
B.L. of .25 MAC	260.80	1.0432	
Leading Edge Cuff			
Planform Area (in W.R.P), Ft. ²		271.39	0043
Leading edge intersects fuselage ML - @ sta. in.		540.00	2.1600

TABLE III DIMENSIONAL DATA (CONTINUED)
 NAR ATP BASELINE ORBITER
 CONFIGURATION

MODEL COMPONENT: ELEVON - EI (DATA FOR 1 of 2 SIDES)

GENERAL DESCRIPTION: FULL SPAN, CONSTANT CHORD ELEVON LOCATED ON
WING WI.

MODEL SCALE = 0.004

DRAWING NUMBER: VI 70 000001

<u>DIMENSIONS:</u>	<u>THEORETICAL</u>		<u>ACTUAL MEASURED</u>
	<u>FULL-SCALE</u>	<u>MODEL SCALE</u>	<u>MODEL SCALE</u>
Area (TRUE), FT ²	<u>347.2</u>	<u>.00555</u>	<u> </u>
Span (equivalent)	<u>384.0</u>	<u>1.536</u>	<u> </u>
Inb'd equivalent chord	<u>134.38</u>	<u>.537</u>	<u> </u>
Outb'd equivalent chord	<u>134.38</u>	<u>.537</u>	<u> </u>
Ratio movable surface chord/ total surface chord			
At Inb'd equiv. chord	<u>0.209</u>	<u>0.209</u>	<u> </u>
At Outb'd equiv. chord	<u>0.805</u>	<u>0.805</u>	<u> </u>
Sweep Back Angles, degrees			
Leading Edge	<u>-0.183</u>	<u>-0.183</u>	<u> </u>
Tailing Edge	<u>-0.183</u>	<u>-0.183</u>	<u> </u>
Hingeline	<u>-0.183</u>	<u>-0.183</u>	<u> </u>
Area Moment	<u>4164.40</u>	<u>0.00026</u>	<u> </u>
(Normal to hinge line)			
(PRODUCT OF AREA & MEAN CHORD)			

TABLE III DIMENSIONAL DATA (CONTINUED)
 NAR ATP BASELINE ORBITER

CONFIGURATION

MODEL COMPONENT: VERTICAL TAIL - VI

GENERAL DESCRIPTION: CENTERLINE VERTICAL ON DELTA WING CONFIGURATION WITH
DOUBLE WEDGE AIRFOIL AND ROUNDED LEADING EDGE. TOTAL DATA INCLUDES VOID
AREA LISTED BELOW. SCALE MODEL = 0.004

DRAWING NUMBER: VL70-00000¹

DIMENSIONS:

<u>TOTAL DATA</u>	<u>THEORETICAL</u>		<u>ACTUAL MEASURED</u>
	<u>FULL-SCALE</u>	<u>MODEL SCALE</u>	<u>MODEL SCALE</u>
Area	415.25	00664	
Planform	1.29	.00002	
Wetted	19.93	.00032	
Span (equivalent)	32.39	1.2956	
Aspect Ratio	1.675	1.675	
Rate of Taper	0.504	0.504	
Taper Ratio	0.424	0.424	
Dihedral Angle, degrees	-	-	
Incidence Angle, degrees	-	-	
Aerodynamic Twist, degrees	-	-	
Toe-In Angle	0.0	0.0	
Cant Angle	0.0	0.0	
Sweep Back Angles, degrees			
Leading Edge	45.000	45.000	
Trailing Edge	26.361	26.361	
*.25 Element Line	41.150	41.150	
Chords:			
Root (Wing Sta. 0.0)	275.52	1.1021	
Tip, (equivalent)	111.4	0.448	
MAC	205.0	0.820	
Fus. Sta. of .25 MAC	1462.2	5.849	
W.P. of .25 MAC	639.0	2.556	
B.L. of .25 MAC	0.0	0.0	
Airfoil Section 5° HALF ANGLE			
Root DOUBLE WEDGE WITH			
Tip ROUNDED L.E. =			
<u>EXPOSED DATA</u>			
Area			
Span, (equivalent)			
Aspect Ratio			
Taper Ratio			
Chords			
Root			
Tip			
MAC			
Fus. Sta. of .25 MAC			
W.P. of .25 MAC			
B.L. of .25 MAC			

*Void area located at the lower, aft portion of the surface

TABLE III DIMENSIONAL DATA (CONTINUED)
 NAR ATP BASELINE ORBITER
 CONFIGURATION

MODEL COMPONENT: BODY - COOLANT INLET K1

GENERAL DESCRIPTION: COOLANT INLET PER LINES VL70-000012 AIR COOLANT DUCT
MOLDED INTO 60% ELEMENT LINE OF VERTICAL TAIL.

SCALE MODEL .004

DRAWING NUMBER: VL70-000012

<u>DIMENSIONS:</u>	<u>THEORETICAL</u>		<u>ACTUAL MEASURED</u>
	<u>FULL-SCALE</u>	<u>MODEL SCALE</u>	<u>MODEL SCALE</u>
Length	<u>143.00</u>	<u>0.572</u>	_____
Max. Width	_____	_____	_____
Max. (DIA)	<u>38.00</u>	_____	_____
Fineness Ratio	_____	_____	_____
Area			
Max. Cross-Sectional	_____	_____	_____
Planform	_____	_____	_____
Wetted	_____	_____	_____
Base	_____	_____	_____
FS 1307.0 IN. FS			
BP = 0.00 IN. FS			
WP = 539.00 IN. FS			

TABLE III DIMENSIONAL DATA (CONTINUED)
 NAR ATP BASELINE ORBITER
 CONFIGURATION

MODEL COMPONENT: RUDDER - RI

GENERAL DESCRIPTION: RUDDER ON CENTERLINE VERTICAL TAIL, VI

MODEL SCALE = 0.004

DRAWING NUMBER: VL70-000001

<u>DIMENSIONS:</u>	<u>THEORETICAL</u>		<u>ACTUAL MEASURED</u>
	<u>FULL-SCALE</u>	<u>MODEL SCALE</u>	<u>MODEL SCALE</u>
Area ~FT ²	<u>117.7</u>	<u>.00188</u>	<u> </u>
Span (equivalent) ~in	<u>226.0</u>	<u>0.9040</u>	<u> </u>
Inb'd equivalent chord ~in	<u>97.09</u>	<u>.3884</u>	<u> </u>
Outb'd equivalent chord ~in	<u>52.02</u>	<u>.2081</u>	<u> </u>
Ratio movable surface chord/ total surface chord			
At Inb'd equiv. chord	<u>0.400</u>	<u>0.400</u>	<u> </u>
At Outb'd equiv. chord	<u>0.400</u>	<u>0.400</u>	<u> </u>
Sweep Back Angles, degrees			
Leading Edge	<u>34.889</u>	<u>34.889</u>	<u> </u>
Tailing Edge	<u>26.361</u>	<u>26.361</u>	<u> </u>
Hingeline	<u>34.889</u>	<u>34.889</u>	<u> </u>
Area Moment (Normal to hinge line) (PRODUCT OF AREA AND MEAN CHORD)	<u>647.77</u>	<u>.00004</u>	<u> </u>

TABLE III DIMENSIONAL DATA (CONTINUED)
 NAR ATP BASELINE INTERGRATED LAUNCH
 CONFIGURATION

MODEL COMPONENT: BODY - T₁

GENERAL DESCRIPTION: EXTERNAL TANK (BASELINE DIA.) WITH 30° HALF ANGLE NOSE
 CONE AND RETRO ROCKET.

DRAWING NUMBER: MSFC 80M 32565 (NOSE) & 80M 42575 (body)

<u>DIMENSIONS:</u>	<u>THEORETICAL</u>		<u>ACTUAL MEASURED</u>
	<u>FULL-SCALE</u>	<u>MODEL SCALE</u>	<u>MODEL SCALE</u>
Length	<u>2184 in.</u>	<u>8.736 in.</u>	<u>—</u>
Max. Width	<u>318 in.</u>	<u>1.272 in.</u>	<u>—</u>
Max. Depth	<u>318 in.</u>	<u>1.272 in.</u>	<u>—</u>
Fineness Ratio	<u>6.87</u>	<u>6.87 in.</u>	<u>—</u>
Area			
Max. Cross-Sectional	<u>551.54 ft.²</u>	<u>1.271 in.²</u>	<u>—</u>
Planform	<u>—</u>	<u>—</u>	<u>—</u>
Wetted	<u>—</u>	<u>—</u>	<u>—</u>
Base	<u>551.54 ft.²</u>	<u>1.271 in.²</u>	<u>—</u>

TABLE III DIMENSIONAL DATA (CONTINUED)
 NAR ATP BASELINE INTERGRATED LAUNCH
 CONFIGURATION

MODEL COMPONENT: BODY - T₂

GENERAL DESCRIPTION: EXTERNAL TANK (BASELINE DIA. WITH 2° HALF ANGLE NOSE
CONE AND RETRO ROCKET)

DRAWING NUMBER: MSFC 80M 32564 (NOSE) & 80M 42575 (body)

<u>DIMENSIONS:</u>	<u>THEORETICAL</u>		<u>ACTUAL MEASURED</u>
	<u>FULL-SCALE</u>	<u>MODEL SCALE</u>	<u>MODEL SCALE</u>
Length	<u>2281.5 in.</u>	<u>9.126 in.</u>	<u>—</u>
Max. Width	<u>318 in.</u>	<u>1.272 in.</u>	<u>—</u>
Max. Depth	<u>318 in.</u>	<u>1.272 in.</u>	<u>—</u>
Fineness Ratio	<u>7.17</u>	<u>7.17</u>	<u>—</u>
Area			
Max. Cross-Sectional	<u>551.54 ft.²</u>	<u>1.271 in.²</u>	<u>—</u>
Planform	<u>—</u>	<u>—</u>	<u>—</u>
Wetted	<u>—</u>	<u>—</u>	<u>—</u>
Base	<u>551.54 ft.²</u>	<u>1.271 in.²</u>	<u>—</u>

TABLE III DIMENSIONAL DATA (CONTINUED)
 NAR ATP BASELINE INTEGRATED LAUNCH
 CONFIGURATION

MODEL COMPONENT: BODY - T₃

GENERAL DESCRIPTION: EXTERNAL TANK (BASELINE DIA.) WITH OGIVE NOSE CONE
 AND RETRO ROCKET

DRAWING NUMBER: MSFC 80M 32569 (NOSE) & 80M 42575 (body)

<u>DIMENSIONS:</u>	<u>THEORETICAL</u>		<u>ACTUAL MEASURED</u>
	<u>FULL-SCALE</u>	<u>MODEL SCALE</u>	<u>MODEL SCALE</u>
Length	<u>2467.8 in.</u>	<u>9.871 in.</u>	<u>—</u>
Max. Width	<u>318 in.</u>	<u>1.272 in.</u>	<u>—</u>
Max. Depth	<u>318 in.</u>	<u>1.272 in.</u>	<u>—</u>
Fineness Ratio	<u>7.76</u>	<u>7.76</u>	<u>—</u>
Area			
Max. Cross-Sectional	<u>551.54 ft.²</u>	<u>1.271 in.²</u>	<u>—</u>
Planform	<u>—</u>	<u>—</u>	<u>—</u>
Wetted	<u>—</u>	<u>—</u>	<u>—</u>
Base	<u>551.54 ft.²</u>	<u>1.271 in.²</u>	<u>—</u>

TABLE III DIMENSIONAL DATA (CONCLUDED)
 NAR ATP BASELINE INTERGRATED LAUNCH
 CONFIGURATION

MODEL COMPONENT: BODY - S₁

GENERAL DESCRIPTION: SOLID ROCKET MOTOR (BASELINE DIA) WITH HOLD DOWN
ARMS

DRAWING NUMBER: MSFC 80M32563-68 & 42574

<u>DIMENSIONS:</u>	<u>THEORETICAL</u>		<u>ACTUAL MEASURED</u>
	<u>FULL-SCALE</u>	<u>MODEL SCALE</u>	<u>MODEL SCALE</u>
Length	<u>2217 in.</u>	<u>8.868 in.</u>	<u>—</u>
Max. Width	<u>156 in.</u>	<u>0.624 in.</u>	<u>—</u>
Max. Depth	<u>156 in.</u>	<u>0.624 in.</u>	<u>—</u>
Fineness Ratio	<u>14.21</u>	<u>14.21</u>	<u>—</u>
Area			
Max. Cross-Sectional	<u>132.5 ft²</u>	<u>0.306 in.²</u>	<u>—</u>
Planform	<u>—</u>	<u>—</u>	<u>—</u>
Wetted	<u>—</u>	<u>—</u>	<u>—</u>
Base	<u>132.5 ft.²</u>	<u>0.306 in.²</u>	<u>—</u>

TABLE IV
INDEX OF MODEL FIGURES

<u>FIGURE</u>	<u>DESCRIPTION</u>	<u>PAGE</u>
1.	Axis Systems	36
2.	General Arrangement of Launch Model	37
3.	External Tank Configurations	38
4.	SRB General Arrangement	39
5.	Base Pressure Measuring Tube Locations	40

TABLE V.
INDEX OF DATA FIGURES

TITLE	CONDITIONS VARYING	PLOTTED COEFFICIENT SCHEDULE	PAGES
Stability Characteristics on Body Build-Up	Configuration Mach	(A)	1-54
		(B)	55-61
Effects of Nose Shape on Launch Vehicle (ASRM-OFF)	Configuration Mach	(A)	62-88
		(B)	89-92
Effects of Nose Shape on Launch Vehicle (ASRM-ON)	Configuration Mach	(A)	93-107
		(B)	108-111
Effects of Nose Shape on External Tank	Configuration Mach	(A)	112-132
		(B)	133-136
Stability Characteristics on Body Build-Up	Configuration Mach	(C)	137-172
		(D)	173-174
Effects of Nose Shape on Launch Vehicle (ASRM-OFF)	Configuration Mach	(C)	175-192
		(D)	193-194
Effects of Nose Shape on Launch Vehicle (ASRM-ON)	Configuration Mach	(C)	195-204
		(D)	205-206

TABLE V. (CONTINUED)

TITLE	CONDITIONS VARYING	PLOTTED COEFFICIENT SCHEDULE	PAGES
Effect of Incidence Angle on Stability	Configuration ORBINC Mach	(A)	207-260
		(B)	261-267
		(C)	268-303
		(D)	304-305
Effect of SRB Location Relative to External Tank	PHI Mach	(A)	306-326
		(B)	327-330
		(C)	331-344
		(D)	345-346
Effect of Aileron	ORBINC AILLON Mach	(E)	347-391
		(F)	392-393
		(E)	394-408
		(F)	409-410
		(G)	411-437
		(H)	438-440
		(G)	441-455
		(H)	456-458

TABLE V. (CONTINUED)

TITLE	CONDITIONS VARYING	PLOTTED COEFFICIENT SCHEDULE	PAGES
Effect of Rudder	RUDDER ORBINC Mach	(E)	459-503
		(I)	504-505
		(G)	506-513
		(J)	514-521
Effect of Aileron	AILLON ORBINC Mach Configuration	(K)	522-553
Effect of Rudder	RUDDER ORBINC Mach	(K)	554-580

TABLE V. (CONCLUDED)

PLOTTED COEFFICIENTS SCHEDULE:

- (A) CN, CIM, CAF, CAB versus ALPHA
CN versus CIM
XCP/L versus ALPHA
- (B) D(CN), D(CIM), CNAFO, CLMAFO, CAFAFO,
CABAFO, XAC/L versus MACH NUMBER
- (C) CY, CYN, CBL, YCP/L versus BETA
- (D) D(CY), D(CYN), D(CBL), YAC/L versus MACH
- (E) CN, CIM, CAF, XCP/L versus ALPHA
CN versus CIM
- (F) DCN/DA, DCIMDA versus ALPHA
- (G) CY, CYN, CBL versus BETA
- (H) DCY/DA, DCYNDA, DCBLDA versus BETA
- (I) DCN/DR, DCIMDR versus ALPHA
- (J) DCY/DR, DCYNDR, DCBLDR versus BETA
- (K) CY, CYN, CBL versus ALPHA

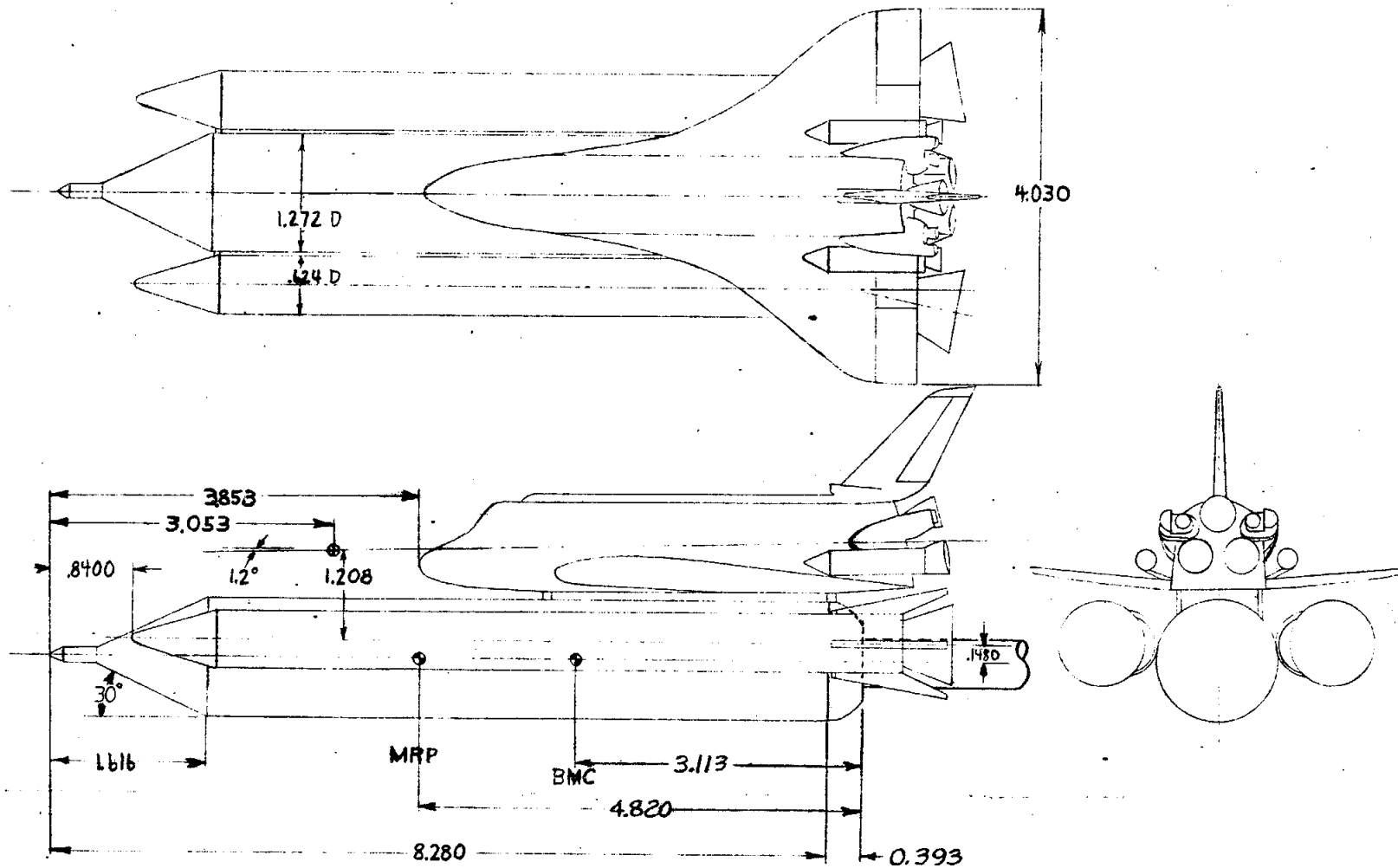


FIGURE 2 - GENERAL ARRANGEMENT OF LAUNCH MODEL

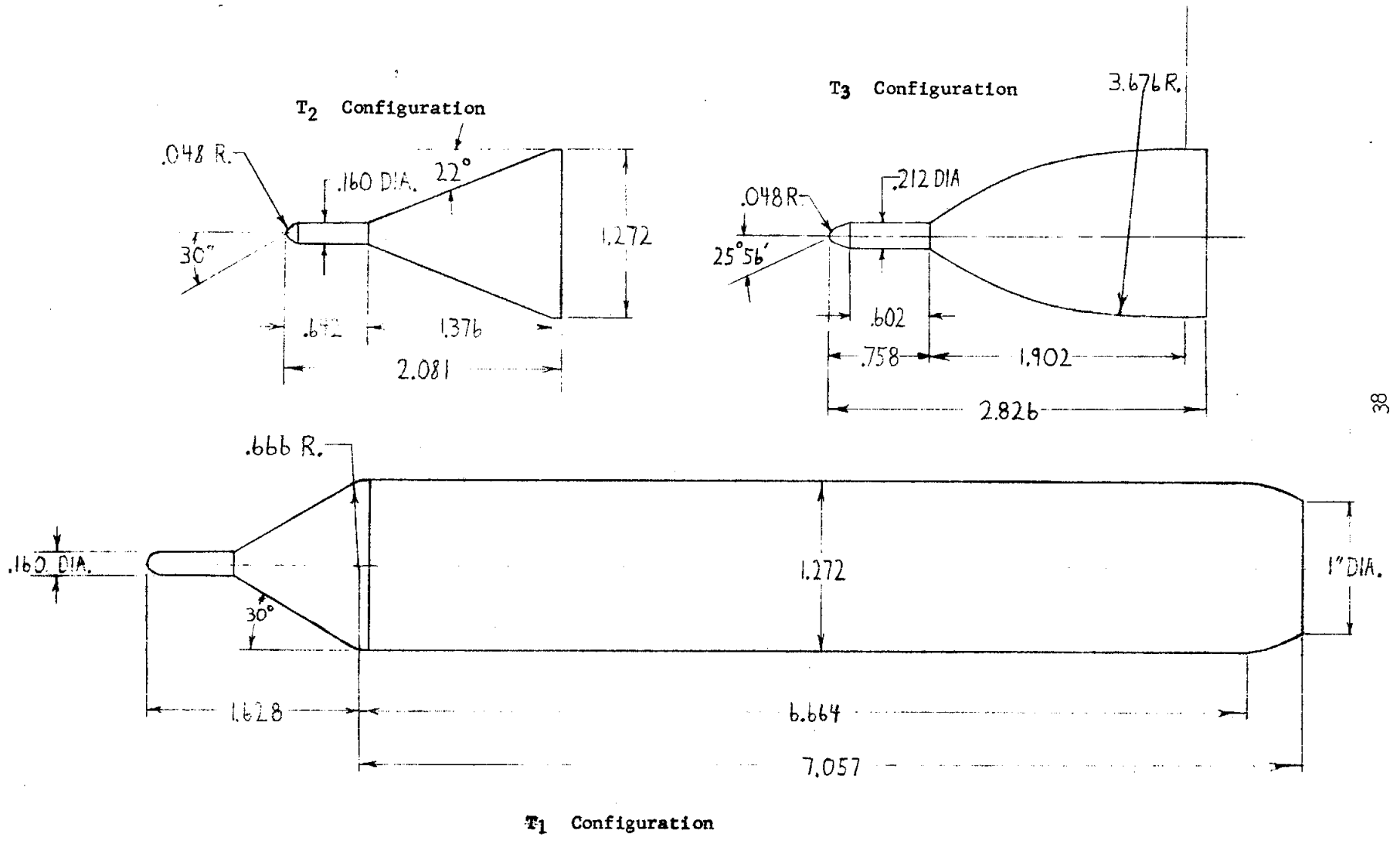


FIGURE 3. EXTERNAL TANK CONFIGURATIONS

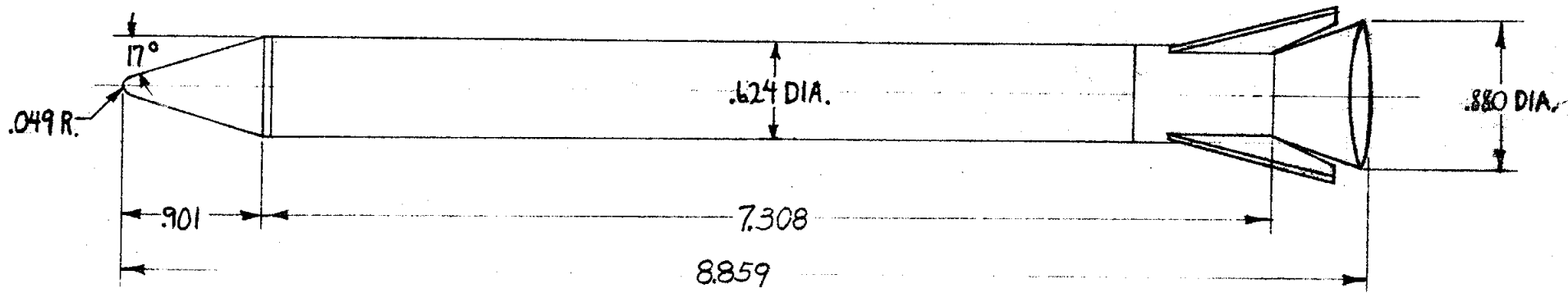
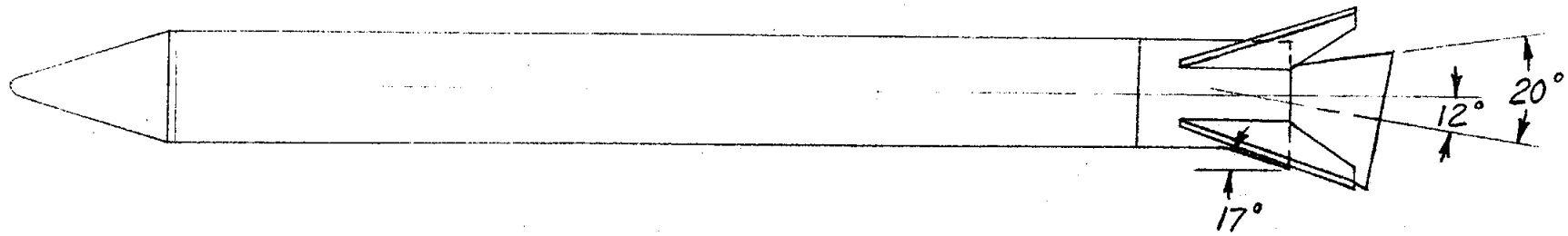


FIGURE 4. SRB GENERAL ARRANGEMENT

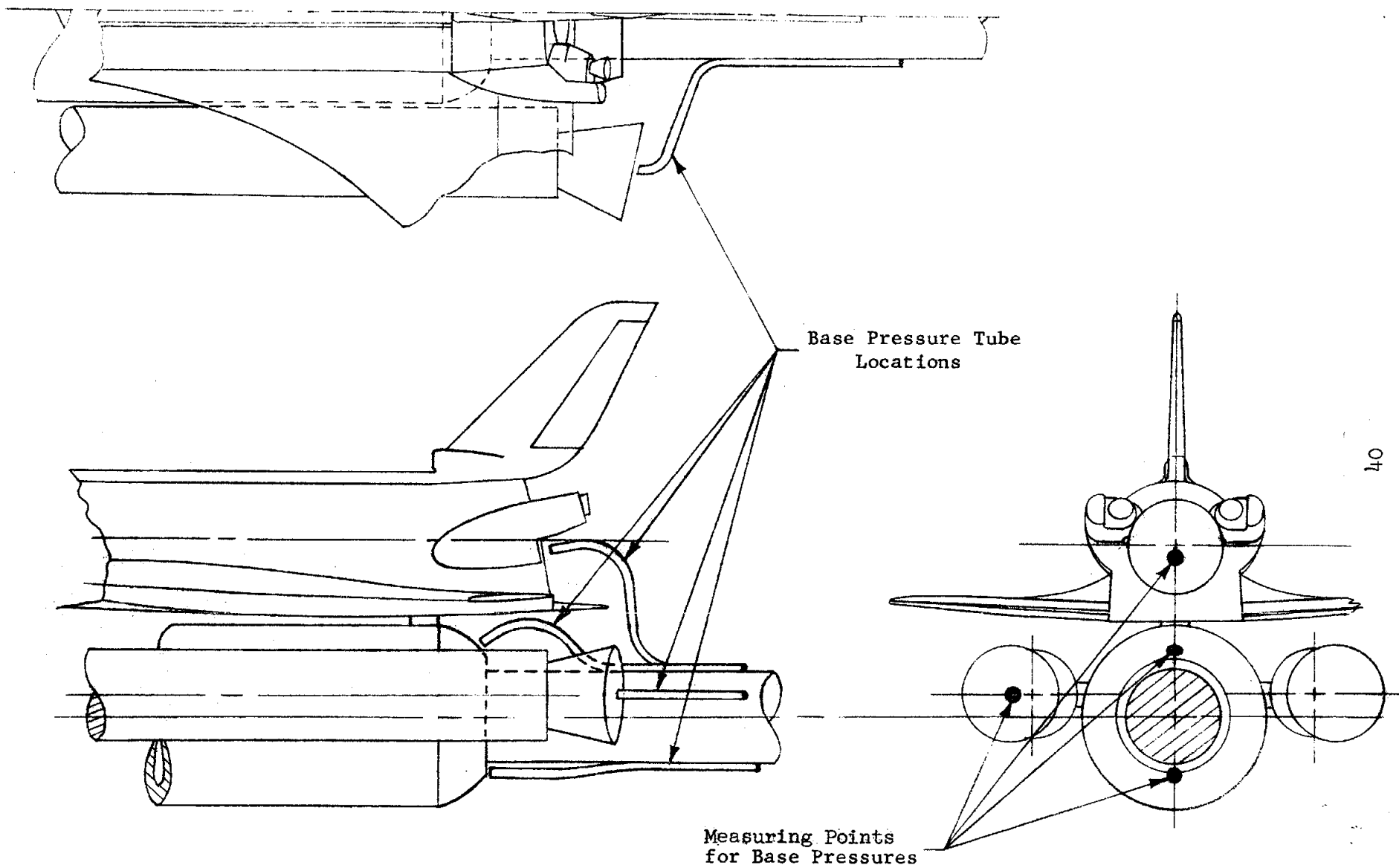
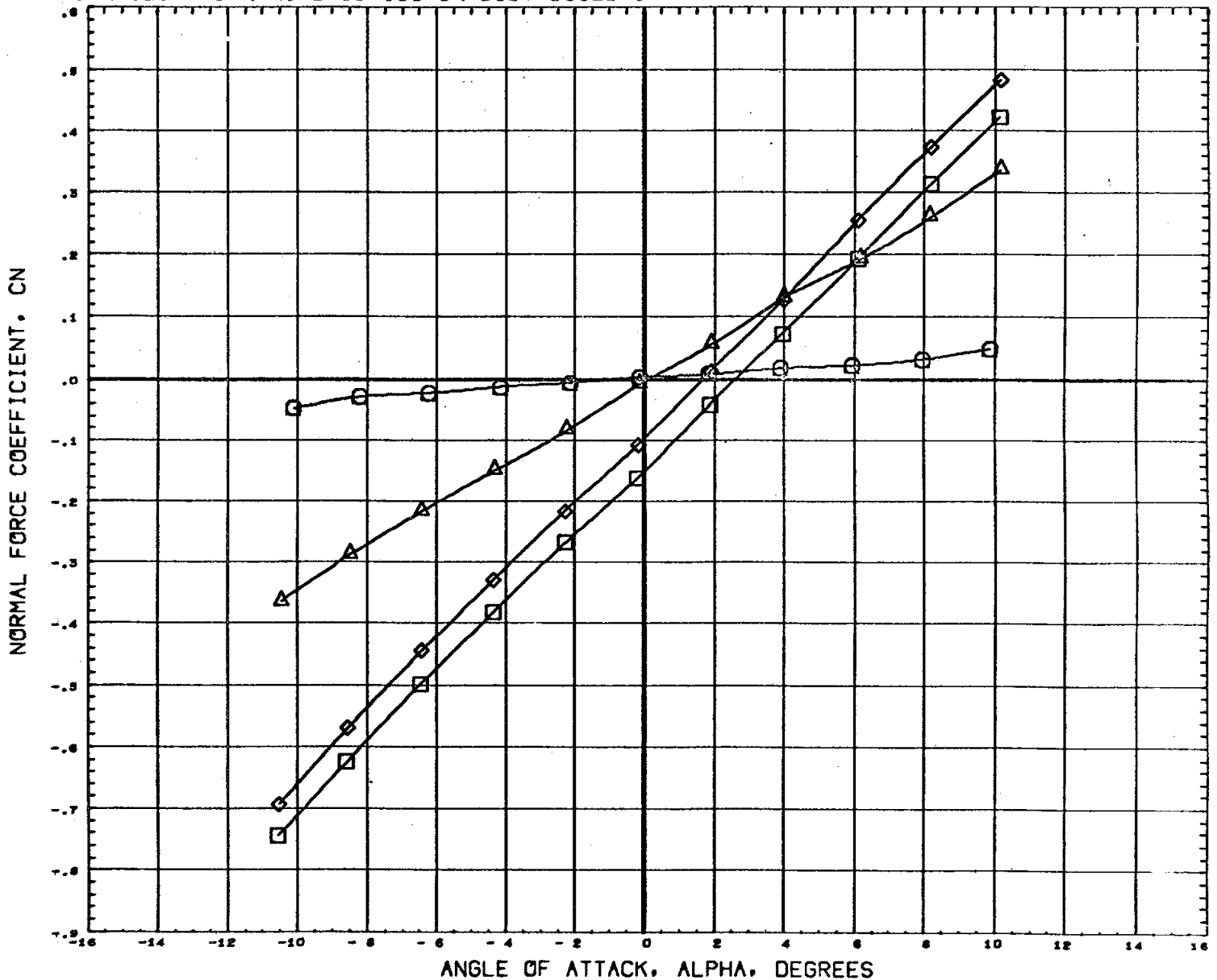


FIGURE 5. BASE PRESSURE MEASURING TUBE LOCATIONS

D A T A F I G U R E S

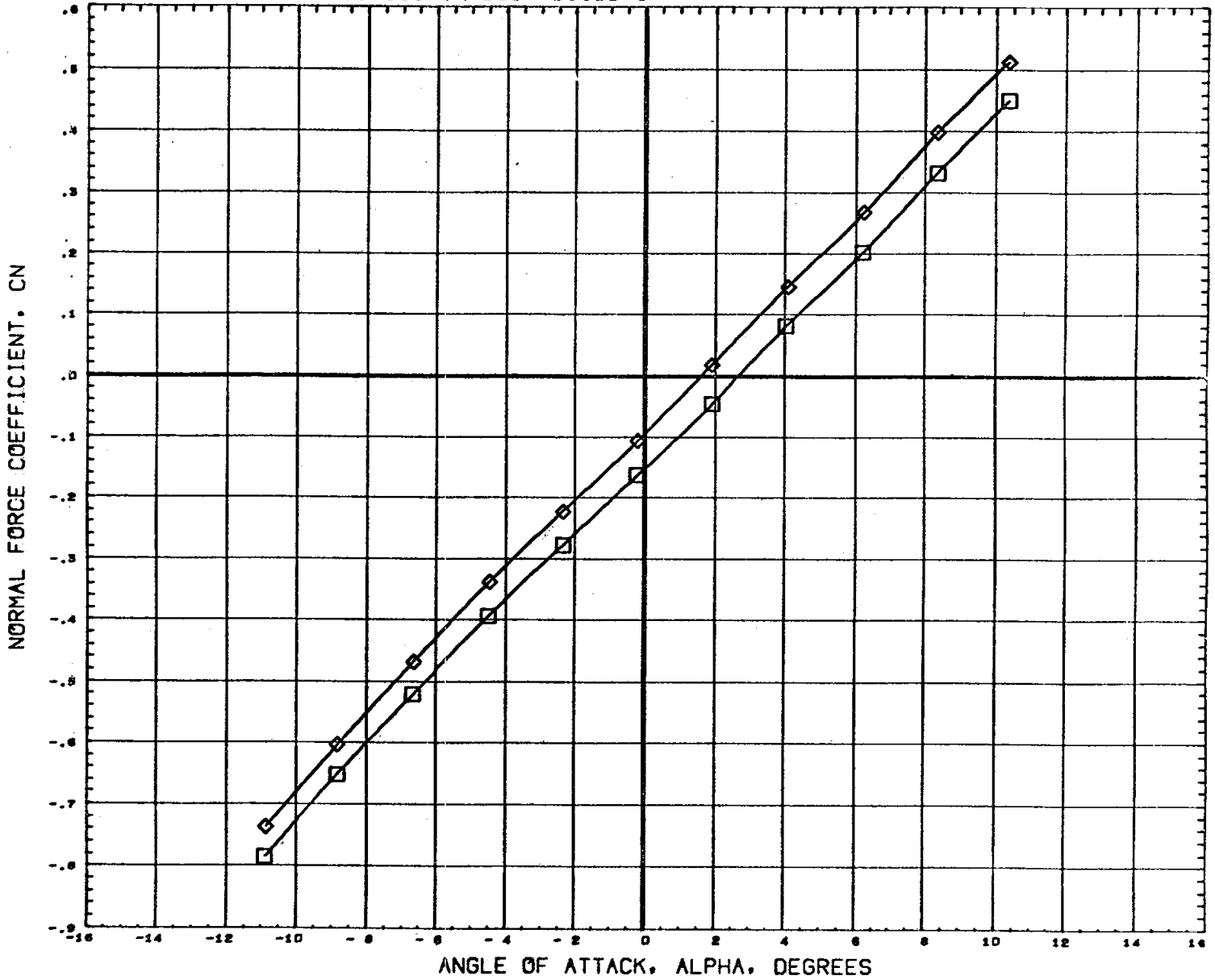
STABILITY CHARACTERISTICS ON BODY BUILD-UP



DATA SET SYMBOL	CONFIGURATION DESCRIPTION	PHI	ORBINC	RUDDER	AILRON	REFERENCE INFORMATION
(677001)	M556 (IA1) NAR ATP BL LV (T3)	80.000	0.000	0.000	0.000	SREF 7.4190 SQ. IN.
(677002)	M556 (IA1) NAR ATP BL LV (T3) (S1)	80.000	0.000	0.000	0.000	LREF 5.3120 IN.
(677006)	M556 (IA1) NAR ATP BL LV (O1) (T3) (S1)	80.000	0.000	0.000	0.000	BREF 5.3120 IN.
(677008)	M556 (IA1) NAR ATP BL LV (O2) (T3) (S1)	80.000	0.000	0.000	0.000	XMRP 4.8200 IN.
						YMRP 0.0000 IN.
						ZMRP 0.0000 IN.
						SCALE 0.0040

MACH .60

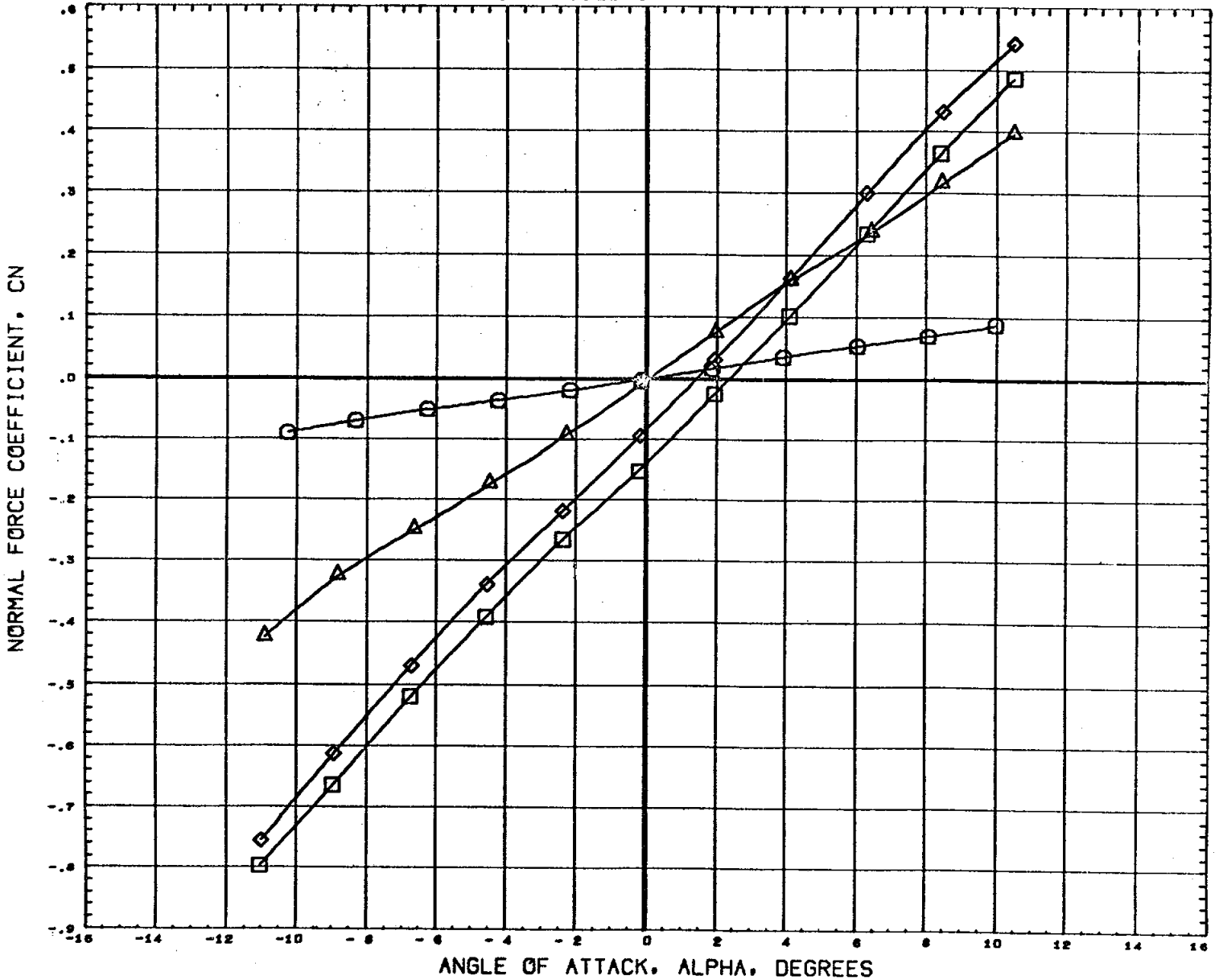
STABILITY CHARACTERISTICS ON BODY BUILD-UP



DATA SET SYMBOL	CONFIGURATION DESCRIPTION	PHI	ORBINC	RUDDER	AILRON	REFERENCE INFORMATION
(G77001)	DATA NOT AVAILABLE FOR ALL CONDITIONS	80.000				SREF 7.4190 39. IN.
(G77002)	DATA NOT AVAILABLE FOR ALL CONDITIONS	80.000				LREF 5.3120 IN.
(G77006)	M556 (IA1) NAR ATP BL LV (O1) (T3) (S1)	80.000	0.000	0.000	0.000	BREF 5.3120 IN.
(G77008)	M556 (IA1) NAR ATP BL LV (O2) (T3) (S1)	80.000	0.000	0.000	0.000	XNRP 4.8200 IN.
						YNRP 0.0000 IN.
						ZNRP 0.0000 IN.
						SCALE 0.0040

MACH .80

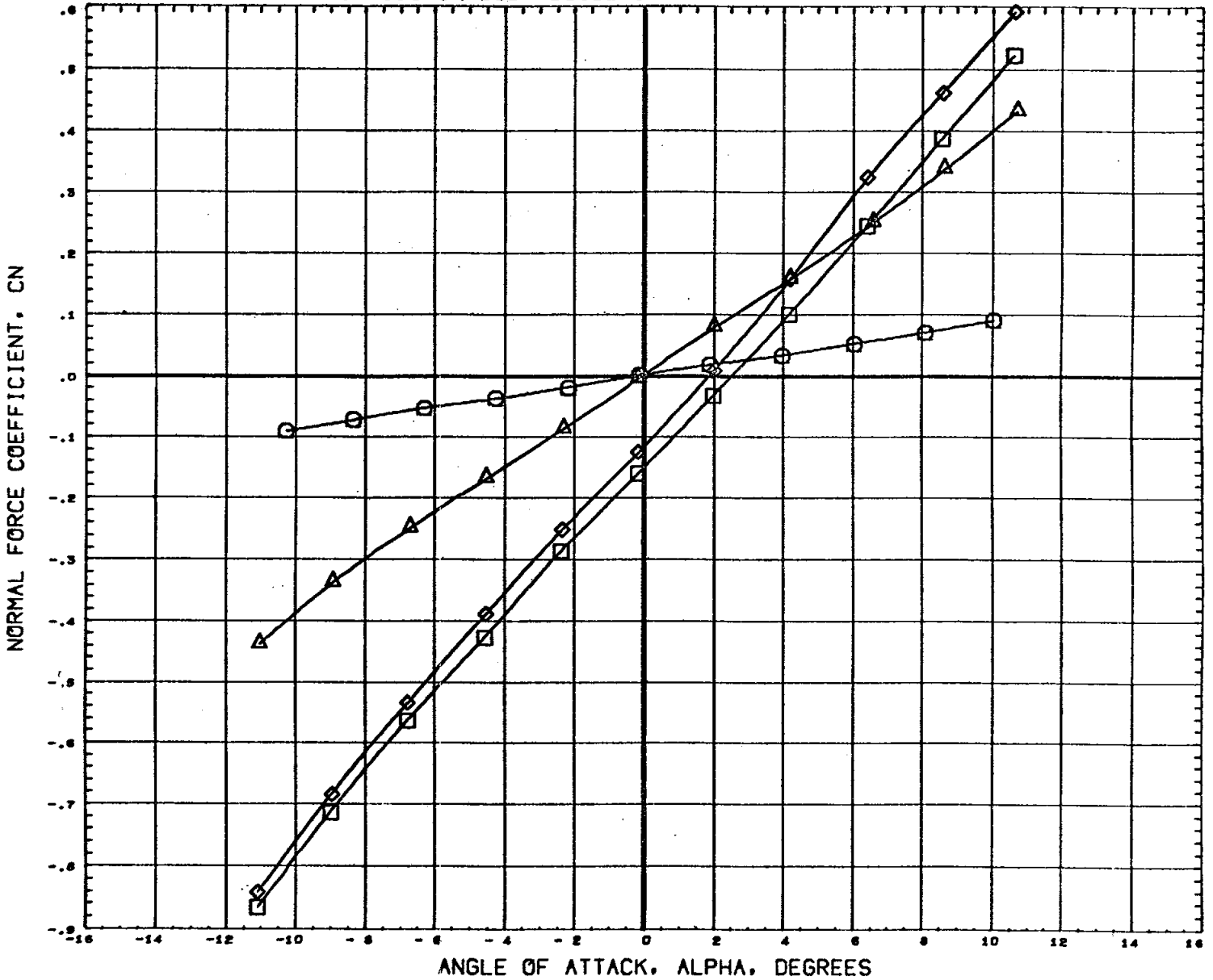
STABILITY CHARACTERISTICS ON BODY BUILD-UP



DATA SET SYMBOL	CONFIGURATION DESCRIPTION	PHI	ORBINC	RUDDER	AILRON	REFERENCE INFORMATION
(G77001)	H556 (IA1) NAR ATP BL LV (T3)	80.000				SREF 7.4190 SQ. IN.
(G77002)	H556 (IA1) NAR ATP BL LV (T3) (S1)	80.000				LREF 5.3120 IN.
(G77006)	H556 (IA1) NAR ATP BL LV (O1) (T3) (S1)	80.000	0.000	0.000	0.000	BREF 5.3120 IN.
(G77008)	H556 (IA1) NAR ATP BL LV (O2) (T3) (S1)	80.000	0.000	0.000	0.000	XMRP 4.8200 IN.
						YMRP 0.0000 IN.
						ZMRP 0.0000 IN.
						SCALE 0.0040

MACH .90

STABILITY CHARACTERISTICS ON BODY BUILD-UP

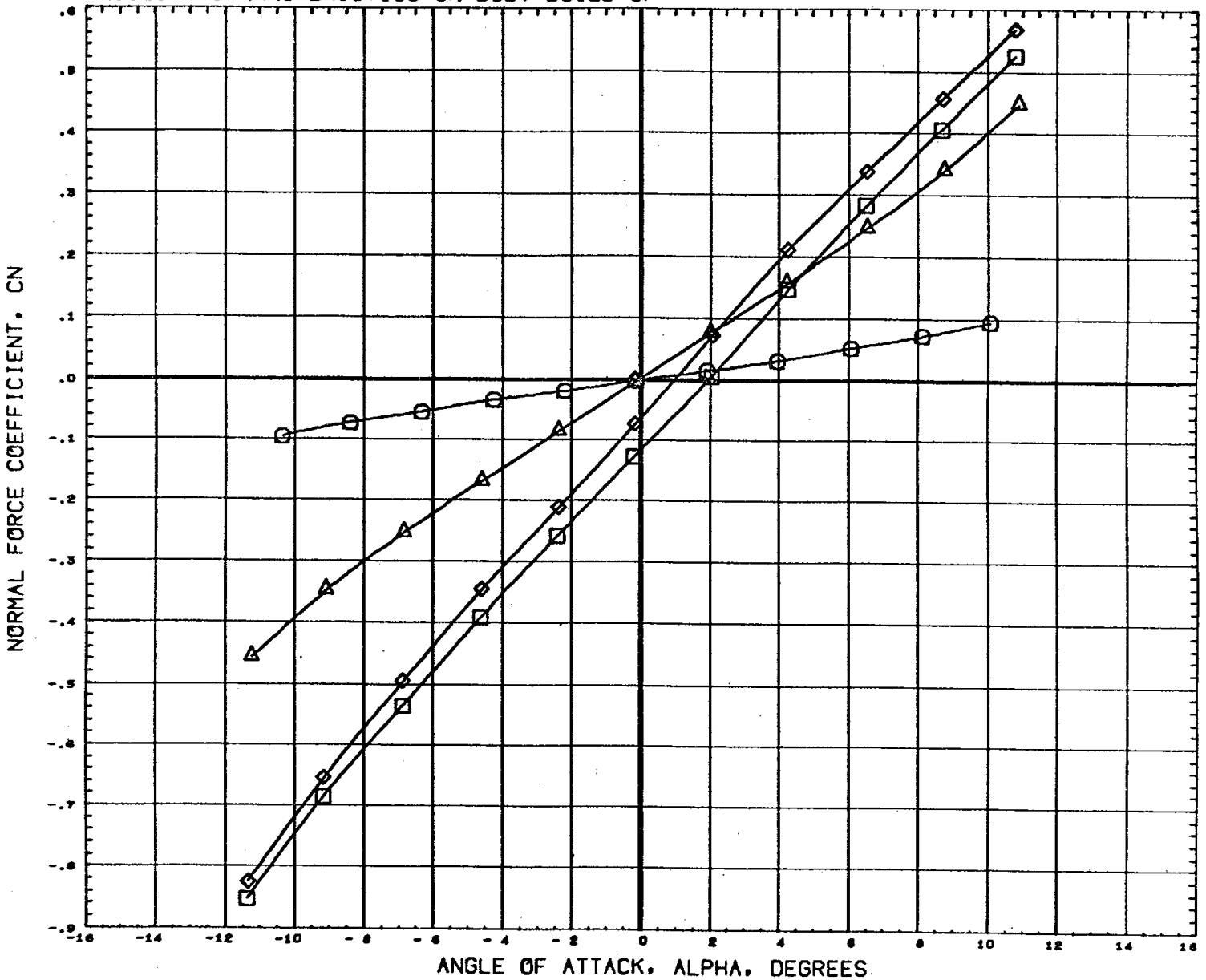


DATA SET SYMBOL	CONFIGURATION DESCRIPTION	PHI	ORBINC	RUDDER	AILRON	REFERENCE INFORMATION
(677001)	M556 (IA1) NAR ATP BL LV (T3)	80.000				SREF 7.4190 sq. IN.
(677002)	M556 (IA1) NAR ATP BL LV (T3) (S1)	80.000				LREF 5.3120 IN.
(677006)	M556 (IA1) NAR ATP BL LV (O1) (T3) (S1)	80.000	0.000	0.000	0.000	BREF 5.3120 IN.
(677008)	M556 (IA1) NAR ATP BL LV (O2) (T3) (S1)	80.000	0.000	0.000	0.000	XHRP 4.8200 IN. YHRP 0.0000 IN. ZHRP 0.0000 IN. SCALE 0.0040

MACH 1.00

PAGE 4

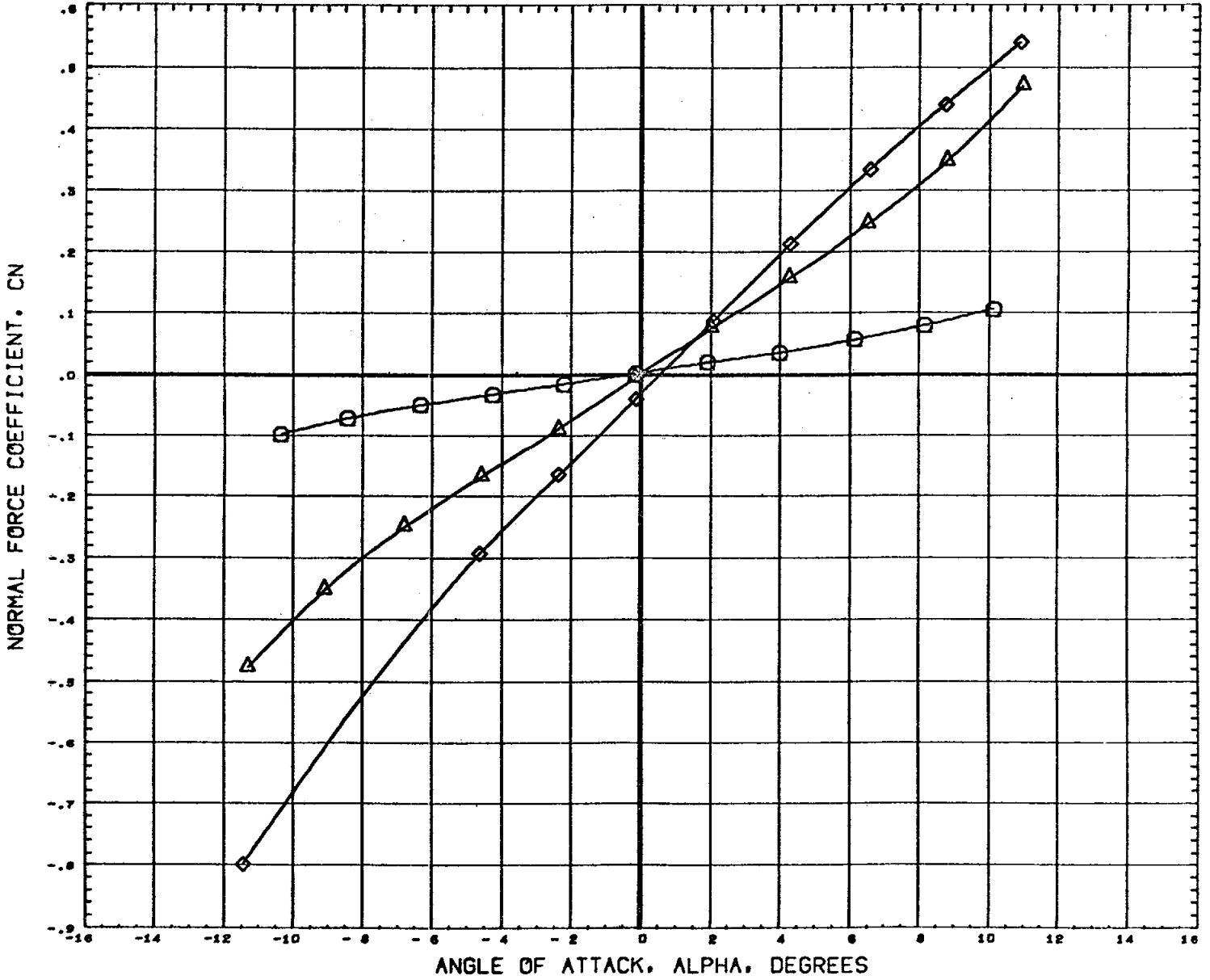
STABILITY CHARACTERISTICS ON BODY BUILD-UP



DATA SET SYMBOL	CONFIGURATION DESCRIPTION	PHI	ORBINC	RUDDER	AILRON	REFERENCE INFORMATION
(677001)	M556 (IA1) NAR ATP BL LV (T3)					SREF 7.4190 50. IN.
(677002)	M556 (IA1) NAR ATP BL LV (T3) (S1)	80.000				LREF 5.3120 IN.
(677006)	M556 (IA1) NAR ATP BL LV (O1) (T3) (S1)	80.000	0.000	0.000	0.000	BREF 5.3120 IN.
(677008)	M556 (IA1) NAR ATP BL LV (O2) (T3) (S1)	80.000	0.000	0.000	0.000	XMRP 4.8200 IN.
						YMRP 0.0000 IN.
						ZMRP 0.0000 IN.
						SCALE 0.0040

MACH 1.20

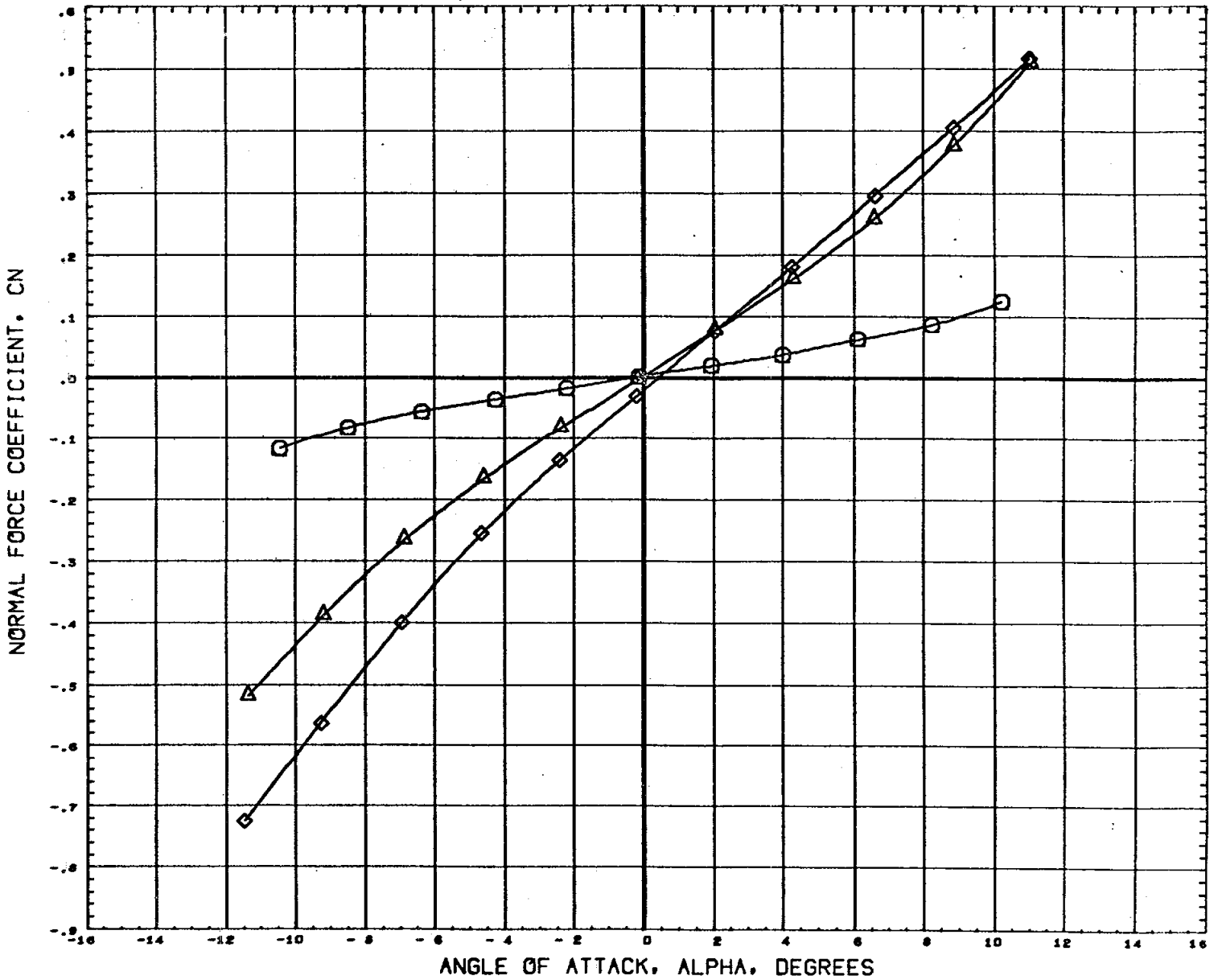
STABILITY CHARACTERISTICS ON BODY BUILD-UP



DATA SET SYMBOL	CONFIGURATION DESCRIPTION	PHI	ORBINC	RUDDER	AILRON	REFERENCE INFORMATION
(677001)	M556 (IA1) NAR ATP BL LV (T3)	80.000				SREF 7.4190 SQ. IN.
(677002)	M556 (IA1) NAR ATP BL LV (T3) (S1)	80.000				LREF 5.3120 IN.
(677006)	M556 (IA1) NAR ATP BL LV (O1) (T3) (S1)	80.000	0.000	0.000	0.000	BREF 5.3120 IN.
(677008)	DATA NOT AVAILABLE FOR ALL CONDITIONS	80.000	0.000	0.000	0.000	XMRP 4.6200 IN.
						YMRP 0.0000 IN.
						ZMRP 0.0000 IN.
						SCALE 0.0040

MACH 1.46

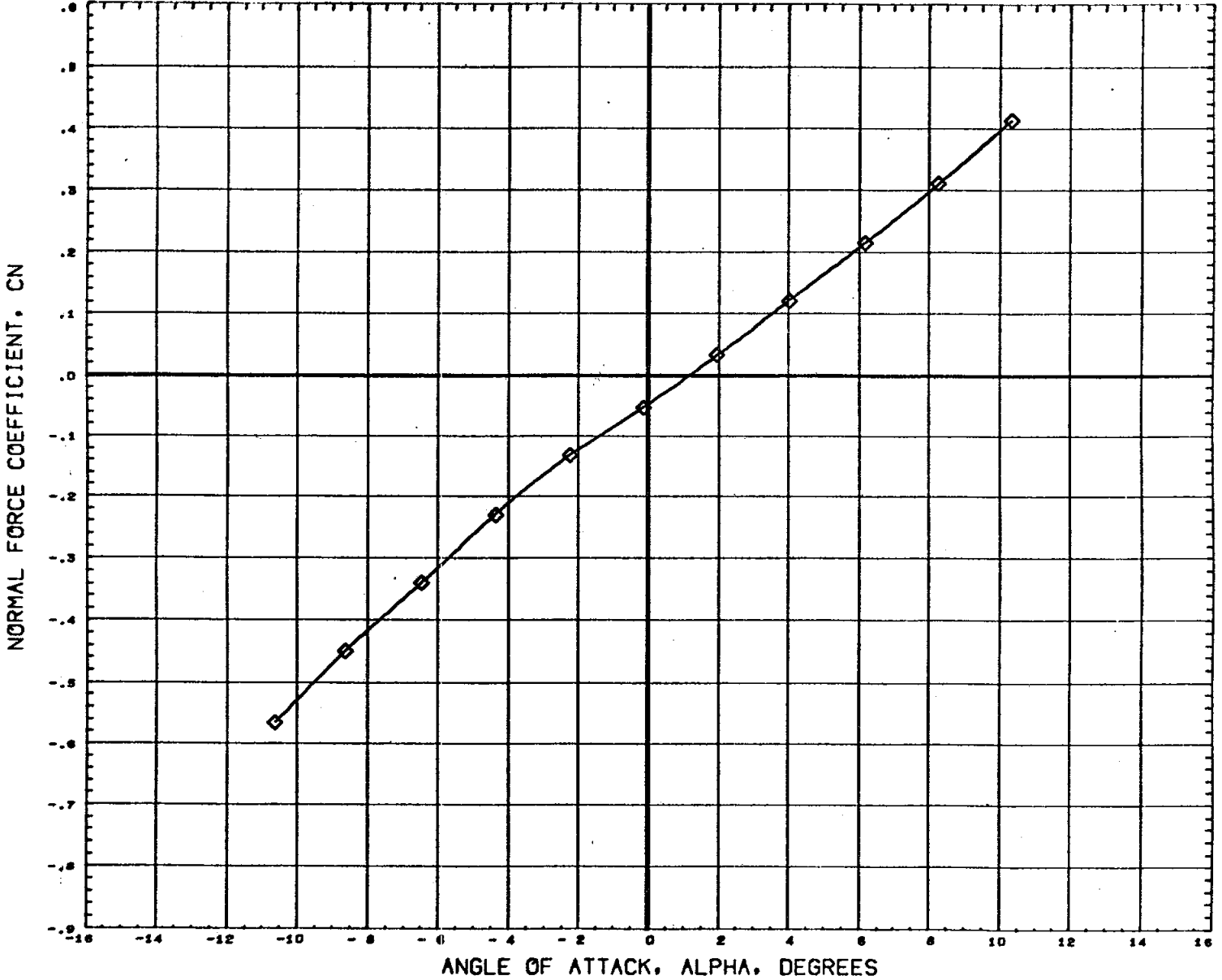
STABILITY CHARACTERISTICS ON BODY BUILD-UP



DATA SET SYMBOL	CONFIGURATION DESCRIPTION	PHI	ORBINC	RUDDER	AILRON	REFERENCE INFORMATION
(677001)	M556 (IA1) NAR ATP BL LV (T3)					SREF 7.4190 SQ. IN.
(677002)	M556 (IA1) NAR ATP BL LV (T3) (S1)	80.000				LREF 5.3120 IN.
(677006)	M556 (IA1) NAR ATP BL LV (O1) (T3) (S1)	80.000	0.000	0.000	0.000	BREF 5.3120 IN.
(677008)	DATA NOT AVAILABLE FOR ALL CONDITIONS	80.000	0.000	0.000	0.000	XMRP 4.8200 IN.
						YMRP 0.0000 IN.
						ZMRP 0.0000 IN.
						SCALE 0.0040

MACH 1.96

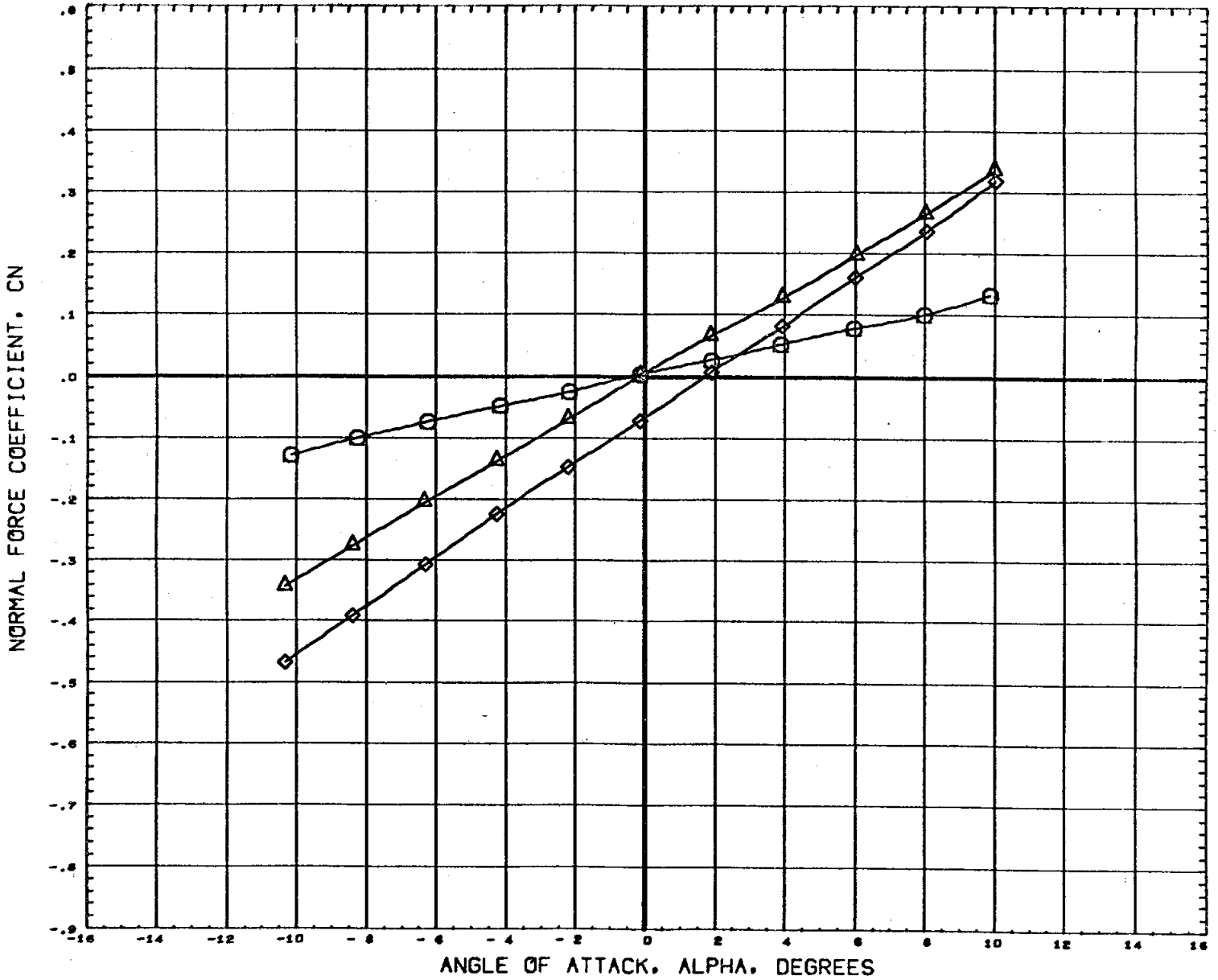
STABILITY CHARACTERISTICS ON BODY BUILD-UP



DATA SET SYMBOL	CONFIGURATION DESCRIPTION	PHI	ORBINC	RUDDER	AILRON	REFERENCE INFORMATION
(677001)	DATA NOT AVAILABLE FOR ALL CONDITIONS	80.000				SREF 7.4190 39. IN.
(677002)	DATA NOT AVAILABLE FOR ALL CONDITIONS	80.000	0.000	0.000	0.000	LREF 5.3120 IN.
(677006)	M556 (IA1) NAR ATP BL LV (O1) (T3) (S1)	80.000	0.000	0.000	0.000	BREF 5.3120 IN.
(677008)	DATA NOT AVAILABLE FOR ALL CONDITIONS	80.000	0.000	0.000	0.000	XMRP 4.8200 IN.
						YMRP 0.0000 IN.
						ZMRP 0.0000 IN.
						SCALE 0.0040

MACH 2.99

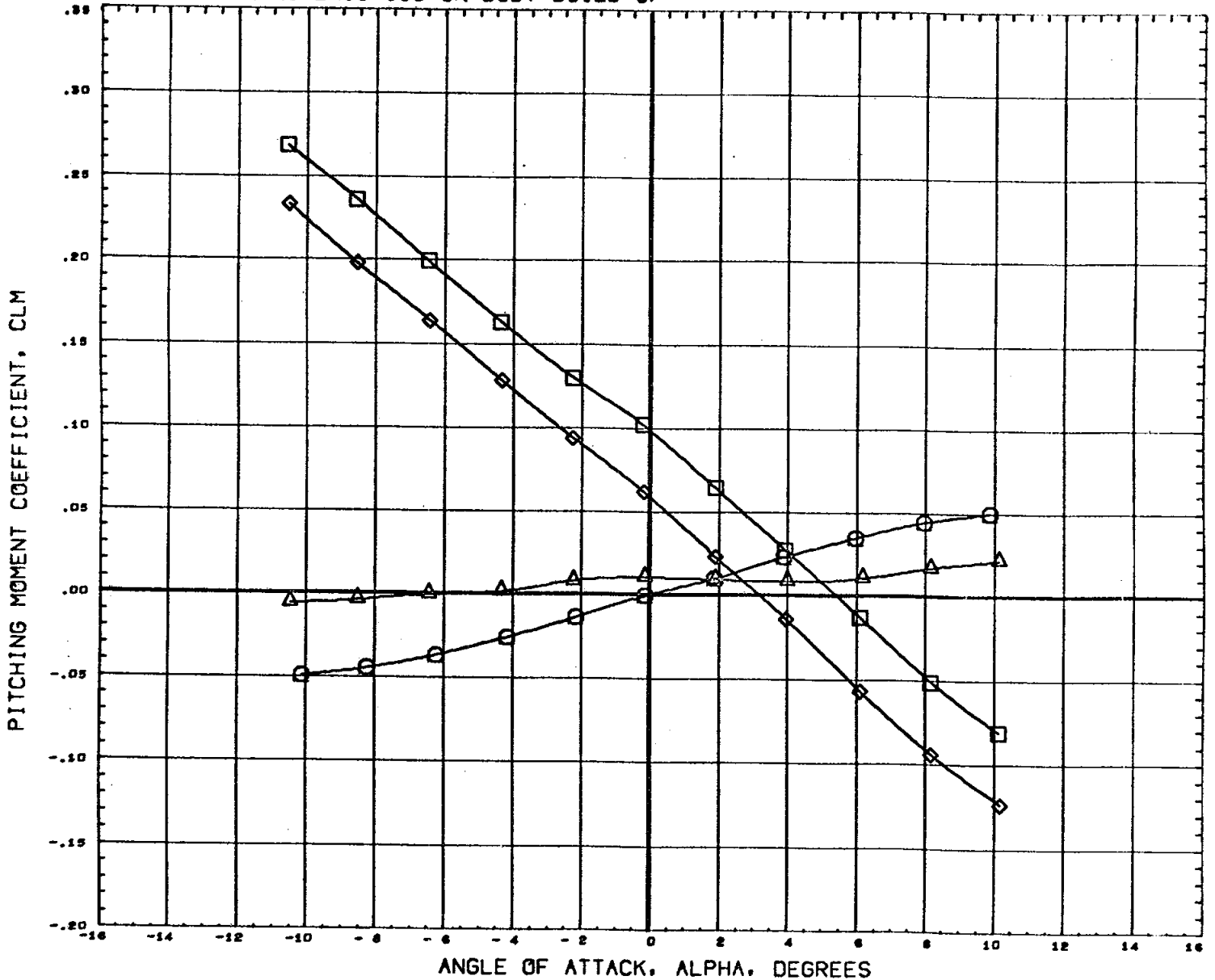
STABILITY CHARACTERISTICS ON BODY BUILD-UP



DATA SET SYMBOL	CONFIGURATION DESCRIPTION	PHI	ORBINC	RUDDER	AILRON	REFERENCE INFORMATION
(677001)	M556 (IA1) NAR ATP BL LV (T3)	80.000	0.000	0.000	0.000	SREF 7.4190 39. IN.
(677002)	M556 (IA1) NAR ATP BL LV (T3) (S1)	80.000	0.000	0.000	0.000	LREF 5.3120 IN.
(677006)	M556 (IA1) NAR ATP BL LV (O1) (T3) (S1)	80.000	0.000	0.000	0.000	BREF 5.3120 IN.
(677008)	DATA NOT AVAILABLE FOR ALL CONDITIONS	80.000	0.000	0.000	0.000	XMRP 4.8200 IN.
						YMRP 0.0000 IN.
						ZMRP 0.0000 IN.
						SCALE 0.0040

MACH 4.96

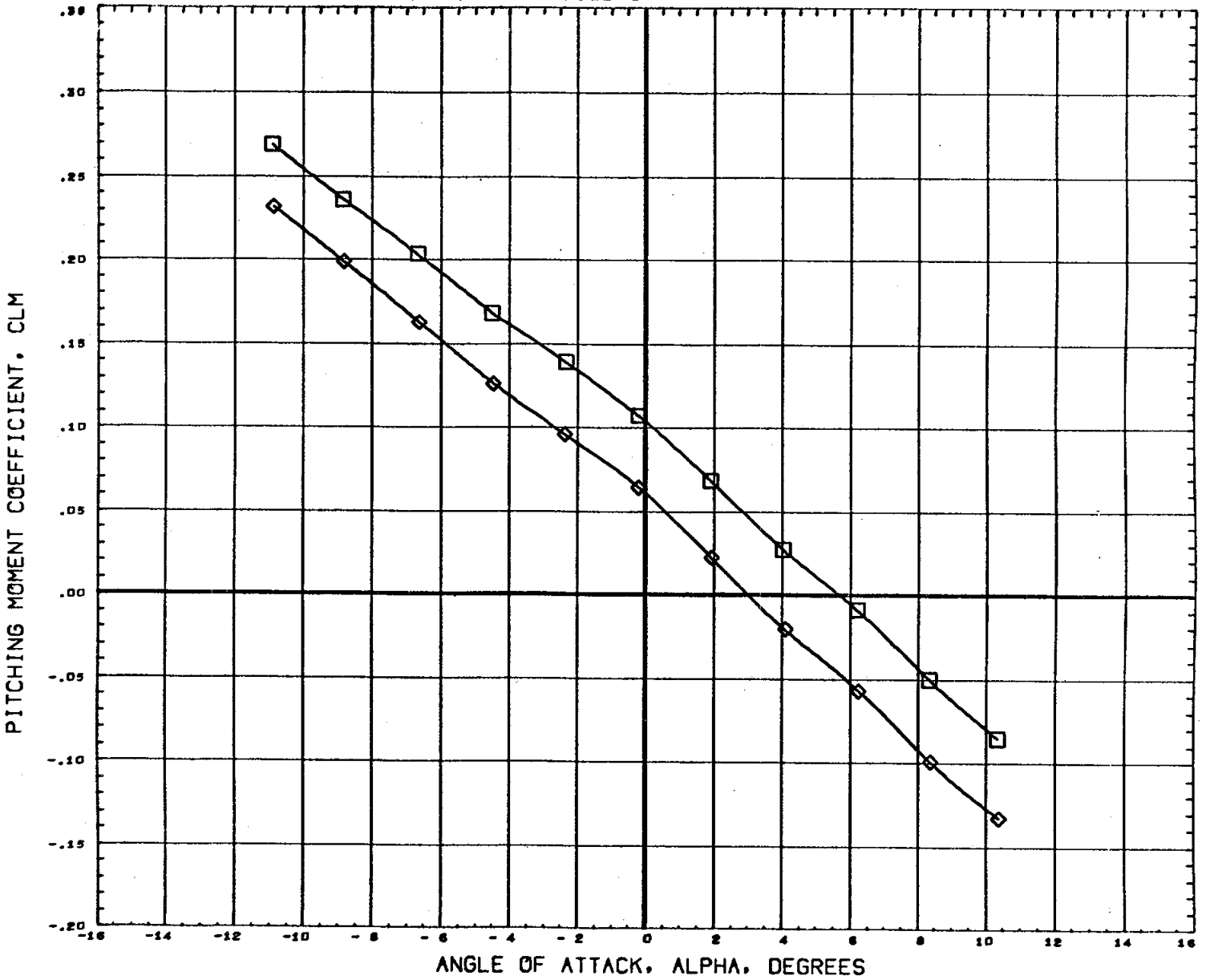
STABILITY CHARACTERISTICS ON BODY BUILD-UP



DATA SET SYMBOL	CONFIGURATION DESCRIPTION	PHI	ORBINC	RUDDER	AILRON	REFERENCE INFORMATION
(677001)	M556 (IA1) NAR ATP BL LV (T3)	80.000				SREF 7.4190 IN.
(677002)	M556 (IA1) NAR ATP BL LV (T3) (S1)	80.000	0.000	0.000	0.000	LREF 5.3120 IN.
(677006)	M556 (IA1) NAR ATP BL LV (O1) (T3) (S1)	80.000	0.000	0.000	0.000	BREF 5.3120 IN.
(677008)	M556 (IA1) NAR ATP BL LV (O2) (T3) (S1)	80.000	0.000	0.000	0.000	XMRP 4.6200 IN.
						YMRP 0.0000 IN.
						ZMRP 0.0000 IN.
						SCALE 0.0040

MACH .60

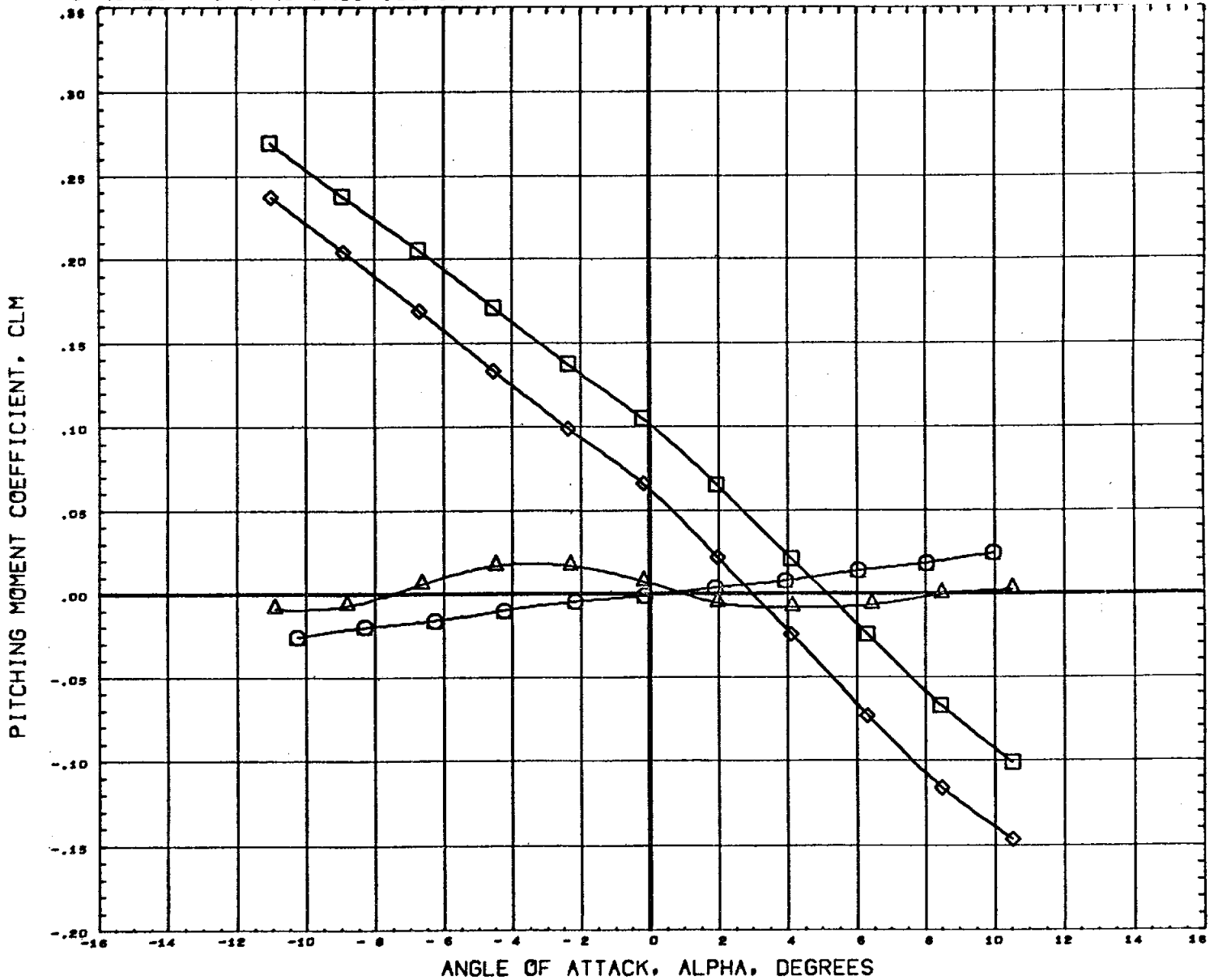
STABILITY CHARACTERISTICS ON BODY BUILD-UP



DATA SET SYMBOL	CONFIGURATION DESCRIPTION	PHI	ORBINC	RUDDER	AILRON	REFERENCE INFORMATION
(G77001)	DATA NOT AVAILABLE FOR ALL CONDITIONS					SREF 7.4190 SQ. IN.
(G77002)	DATA NOT AVAILABLE FOR ALL CONDITIONS	80.000				LREF 5.3120 IN.
(G77006)	M556 (IA1) NAR ATP BL LV (O1) (T3) (S1)	80.000	0.000	0.000	0.000	BREF 5.3120 IN.
(G77008)	M556 (IA1) NAR ATP BL LV (O2) (T3) (S1)	80.000	0.000	0.000	0.000	XMRP 4.8200 IN.
						YMRP 0.0000 IN.
						ZMRP 0.0000 IN.
						SCALE 0.0040

MACH .80

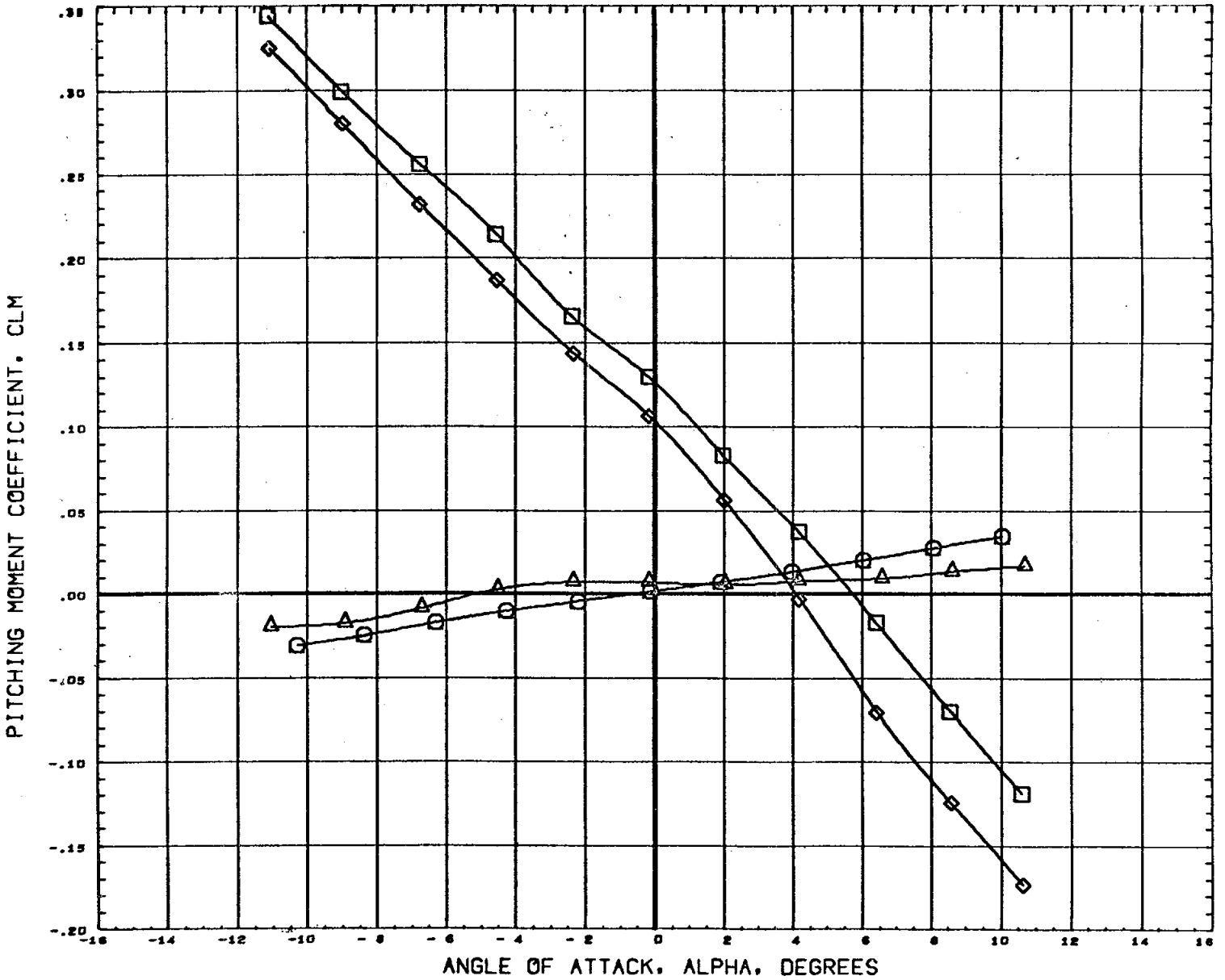
STABILITY CHARACTERISTICS ON BODY BUILD-UP



DATA SET SYMBOL	CONFIGURATION DESCRIPTION	PHI	ORBINC	RUDDER	AILRON	REFERENCE INFORMATION
(677001)	M556 (IA1) NAR ATP BL LV (T3)	80.000				SREF 7.4190 90 IN.
(677002)	M556 (IA1) NAR ATP BL LV (T3) (S1)	80.000				LREF 5.3120 IN.
(677006)	M556 (IA1) NAR ATP BL LV (O1) (T3) (S1)	80.000	0.000	0.000	0.000	BREF 5.3120 IN.
(677008)	M556 (IA1) NAR ATP BL LV (O2) (T3) (S1)	80.000	0.000	0.000	0.000	XHRP 4.8200 IN.
						YHRP 0.0000 IN.
						ZHRP 0.0000 IN.
						SCALE 0.0040

MACH .90

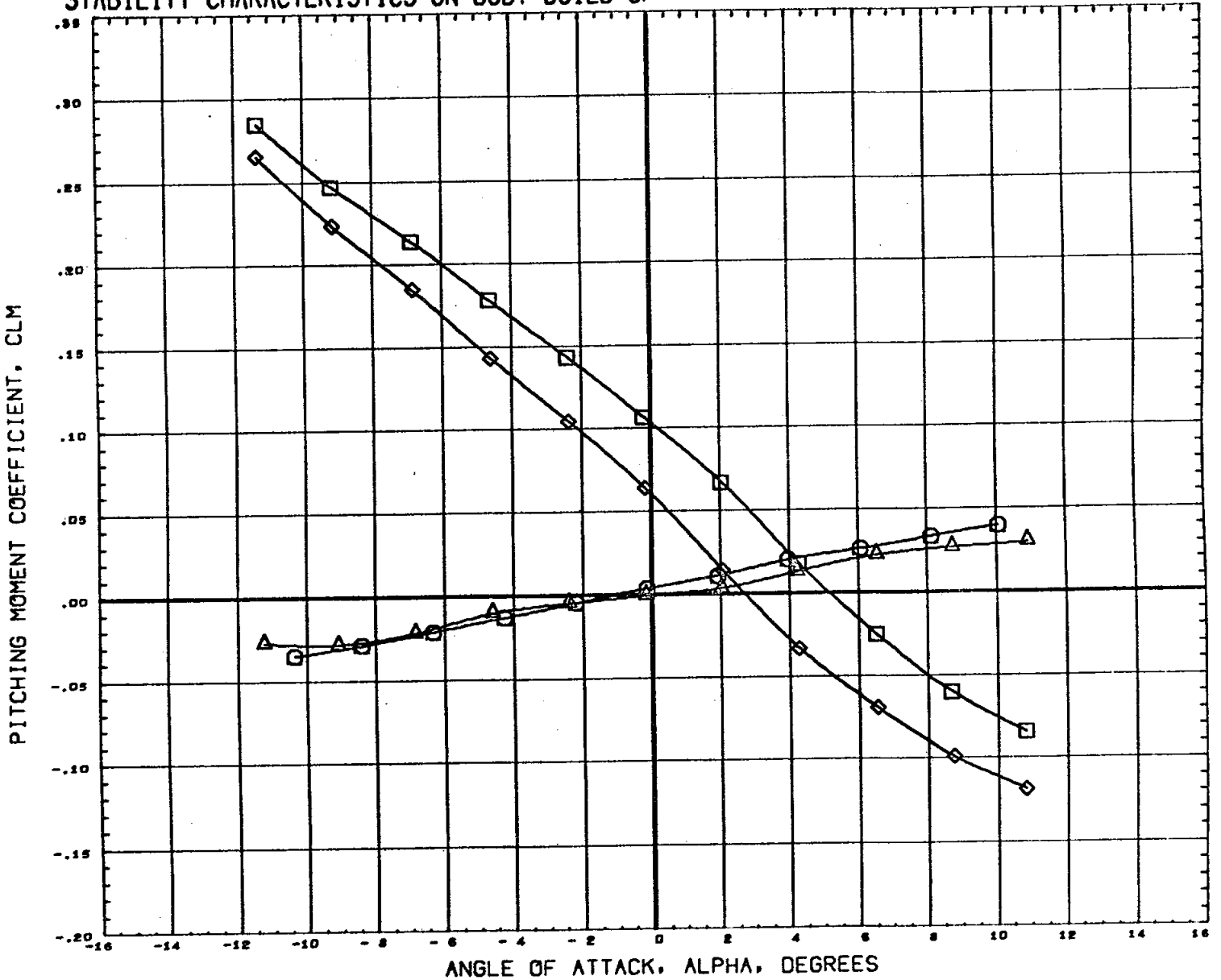
STABILITY CHARACTERISTICS ON BODY BUILD-UP



DATA SET SYMBOL	CONFIGURATION DESCRIPTION	PHI	ORBINC	RUDDER	AILRON	REFERENCE INFORMATION
(677001)	M556 (IA1) NAR ATP BL LV (T3)					SREF 7.4190 SQ. IN.
(677002)	M556 (IA1) NAR ATP BL LV (T3) (S1)	80.000				LREF 5.3120 IN.
(677006)	M556 (IA1) NAR ATP BL LV (O1) (T3) (S1)	80.000	0.000	0.000	0.000	BREF 5.3120 IN.
(677008)	M556 (IA1) NAR ATP BL LV (O2) (T3) (S1)	80.000	0.000	0.000	0.000	XMRP 4.8200 IN.
						YMRP 0.0000 IN.
						ZMRP 0.0000 IN.
						SCALE 0.0040

MACH 1.00

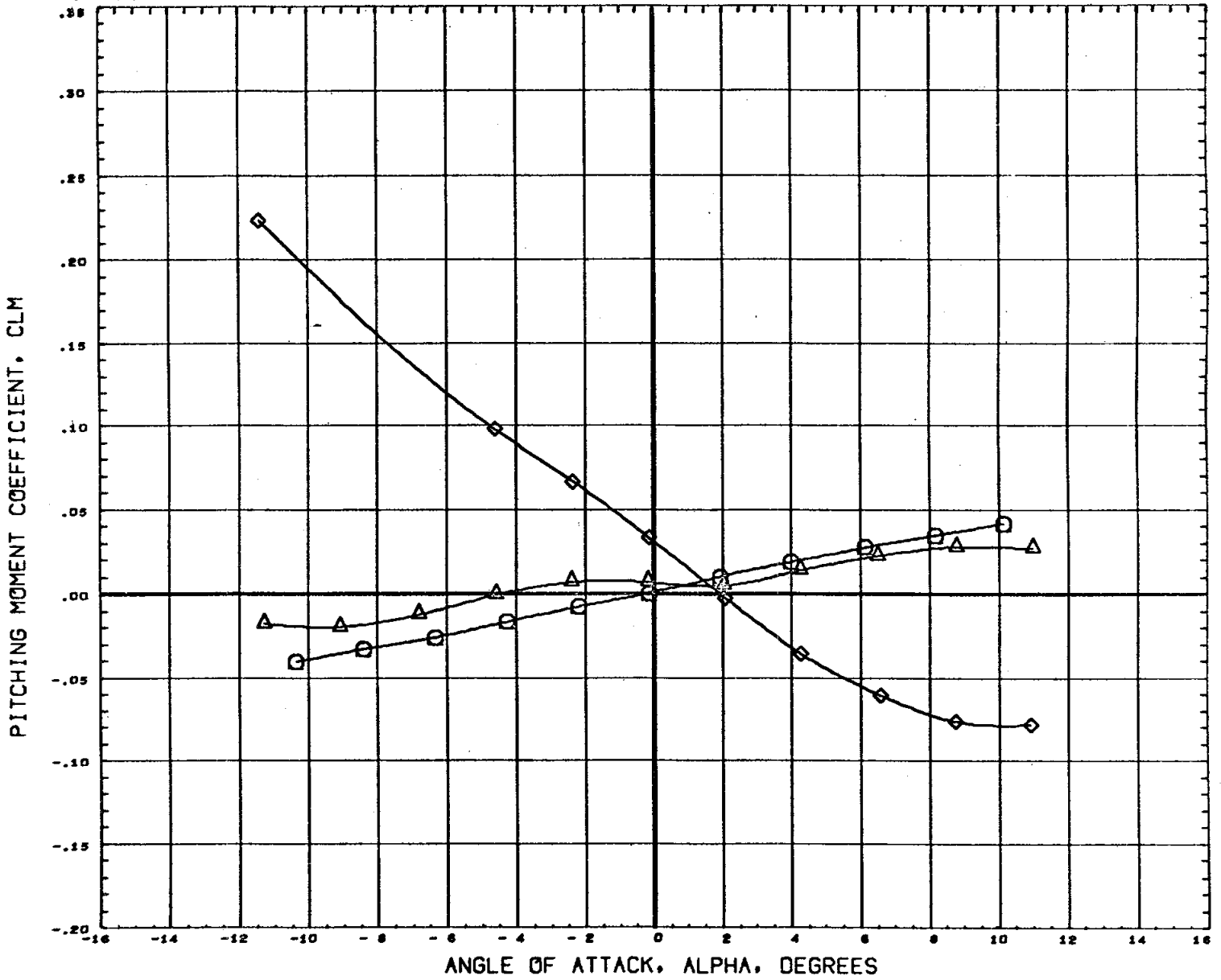
STABILITY CHARACTERISTICS ON BODY BUILD-UP



DATA SET SYMBOL	CONFIGURATION DESCRIPTION	PHI	ORBINC	RUDDER	AILRON	REFERENCE INFORMATION
(677001)	M556 (IA1) NAR ATP BL LV (T3)	80.000				SREF 7.4190 SQ. IN. LREF 5.3120 IN.
(677002)	M556 (IA1) NAR ATP BL LV (T3) (S1)	80.000	0.000	0.000	0.000	BREF 5.3120 IN.
(677006)	M556 (IA1) NAR ATP BL LV (O1) (T3) (S1)	80.000	0.000	0.000	0.000	XMRP 4.8200 IN. YMRP 0.0000 IN. ZMRP 0.0000 IN.
(677008)	M556 (IA1) NAR ATP BL LV (O2) (T3) (S1)	80.000	0.000	0.000	0.000	SCALE 0.0040

MACH 1.20

STABILITY CHARACTERISTICS ON BODY BUILD-UP

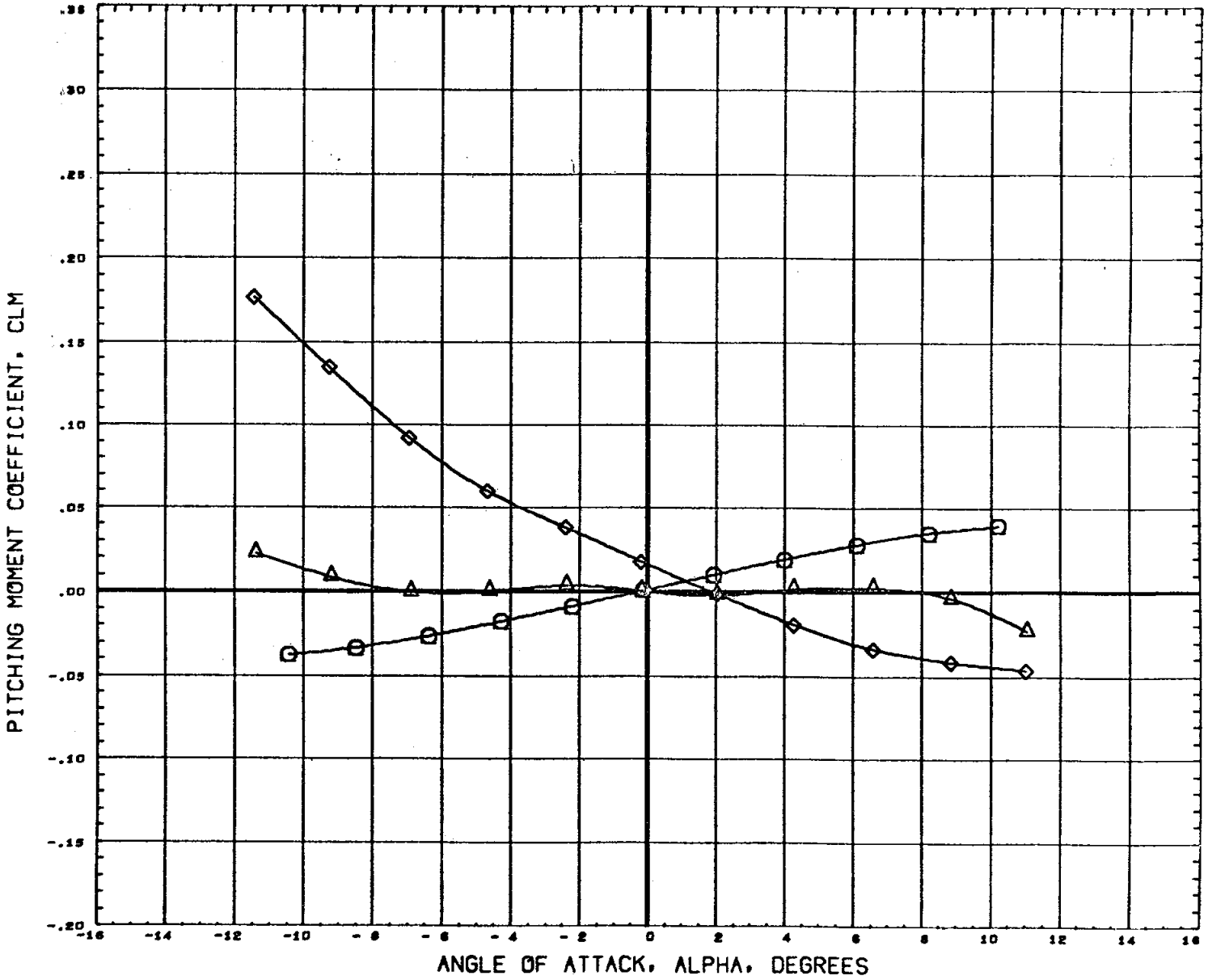


DATA SET SYMBOL	CONFIGURATION DESCRIPTION	PHI	ORBINC	RUDDER	AILRON	REFERENCE INFORMATION
(677001)	M556 (IA1) NAR ATP BL LV (T3)	80.000	0.000	0.000	0.000	SREF 7.4190 30 IN.
(677002)	M556 (IA1) NAR ATP BL LV (T3) (S1)	80.000	0.000	0.000	0.000	LREF 5.3120 IN.
(677006)	M556 (IA1) NAR ATP BL LV (O1) (T3) (S1)	80.000	0.000	0.000	0.000	BREF 5.3120 IN.
(677008)	DATA NOT AVAILABLE FOR ALL CONDITIONS	80.000	0.000	0.000	0.000	XMRP 4.4200 IN.
						YMRP 0.0000 IN.
						ZMRP 0.0000 IN.
						SCALE 0.0040

MACH 1.46

PAGE 15

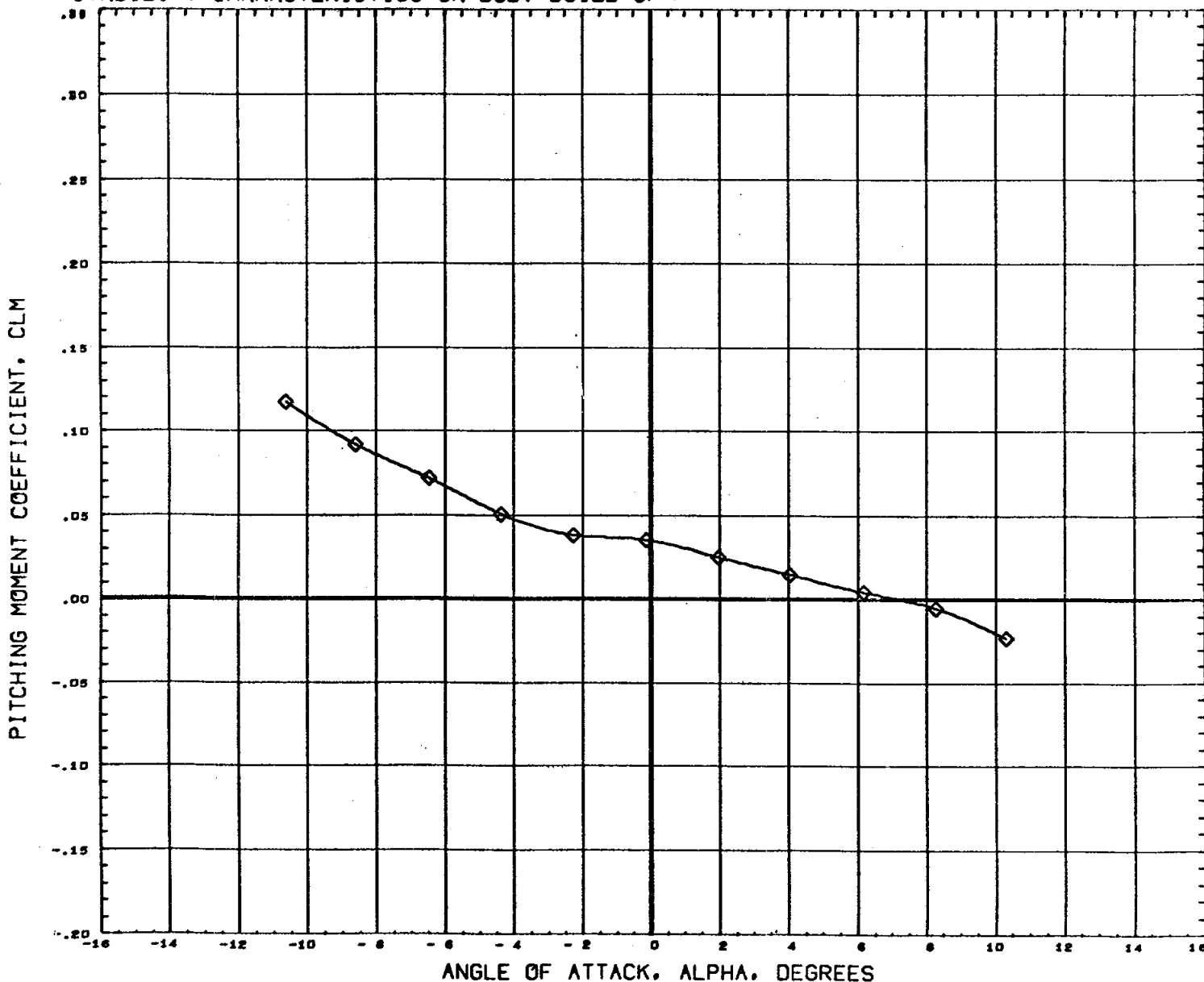
STABILITY CHARACTERISTICS ON BODY BUILD-UP



DATA SET SYMBOL	CONFIGURATION DESCRIPTION	PHI	ORBINC	RUDDER	AILRON	REFERENCE INFORMATION
(677001)	M556(IA1) NAR ATP BL LV (T3)					BREF 7.4190 30 IN.
(677002)	M556(IA1) NAR ATP BL LV (T3) (S1)	80.000				LREF 5.3120 IN.
(677006)	M556(IA1) NAR ATP BL LV (O1) (T3) (S1)	80.000	0.000	0.000	0.000	BREF 5.3120 IN.
(677008)	DATA NOT AVAILABLE FOR ALL CONDITIONS	80.000	0.000	0.000	0.000	XMRP 4.8200 IN.
						YMRP 0.0000 IN.
						ZMRP 0.0000 IN.
						SCALE 0.0040

MACH 1.96

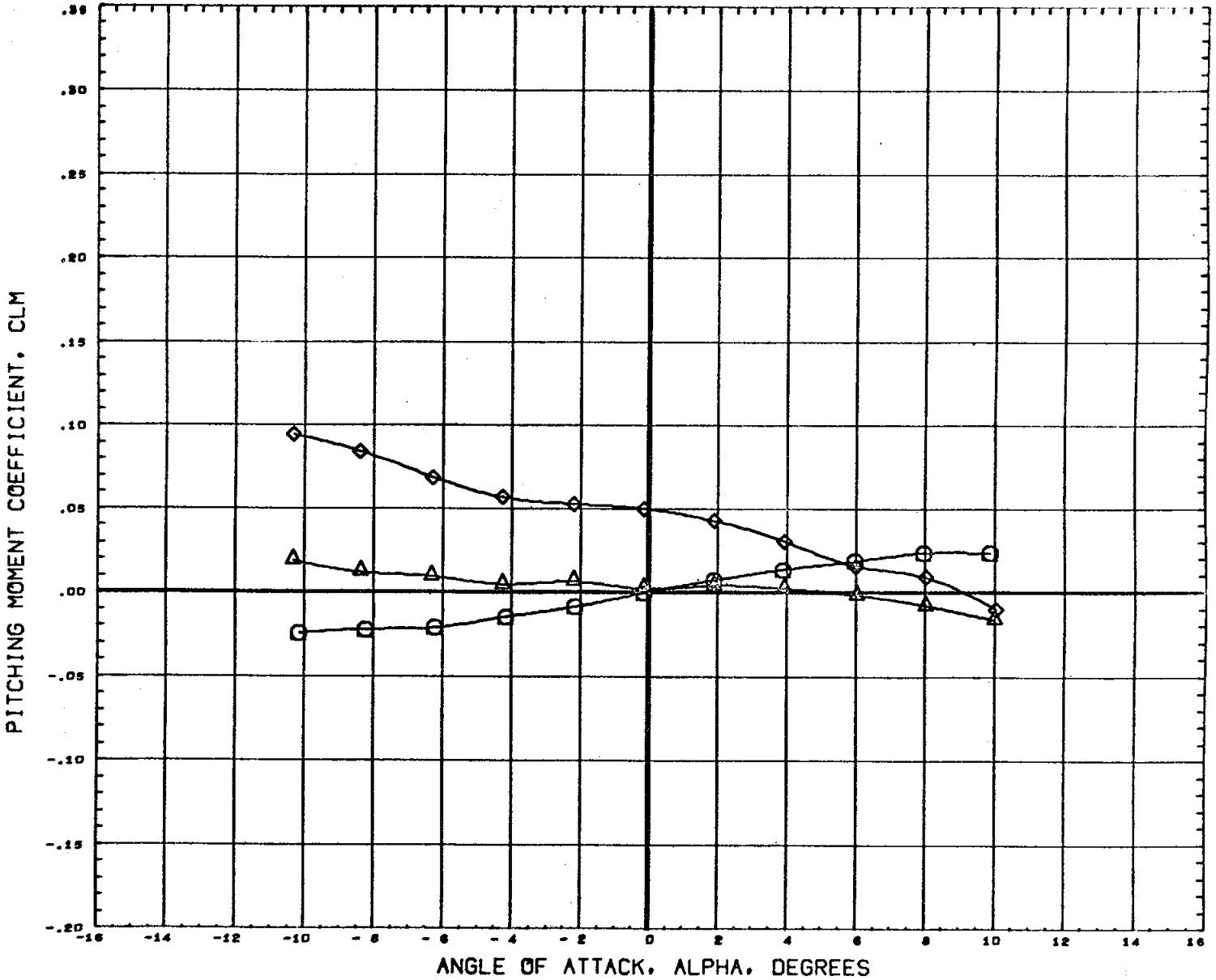
STABILITY CHARACTERISTICS ON BODY BUILD-UP



DATA SET SYMBOL	CONFIGURATION DESCRIPTION	PHI	ORBINC	RUDDER	AILRON	REFERENCE INFORMATION
(677001)	DATA NOT AVAILABLE FOR ALL CONDITIONS					SREF 7.4190 SQ. IN.
(677002)	DATA NOT AVAILABLE FOR ALL CONDITIONS	80.000				LREF 5.3120 IN.
(677006)	M556 (IA1) NAR ATP BL LV (O1) (T3) (S1)	80.000	0.000	0.000	0.000	BREF 5.3120 IN.
(677008)	DATA NOT AVAILABLE FOR ALL CONDITIONS	80.000	0.000	0.000	0.000	XMRP 4.6200 IN.
						YMRP 0.0000 IN.
						ZMRP 0.0000 IN.
						SCALE 0.0040

MACH 2.99

STABILITY CHARACTERISTICS ON BODY BUILD-UP

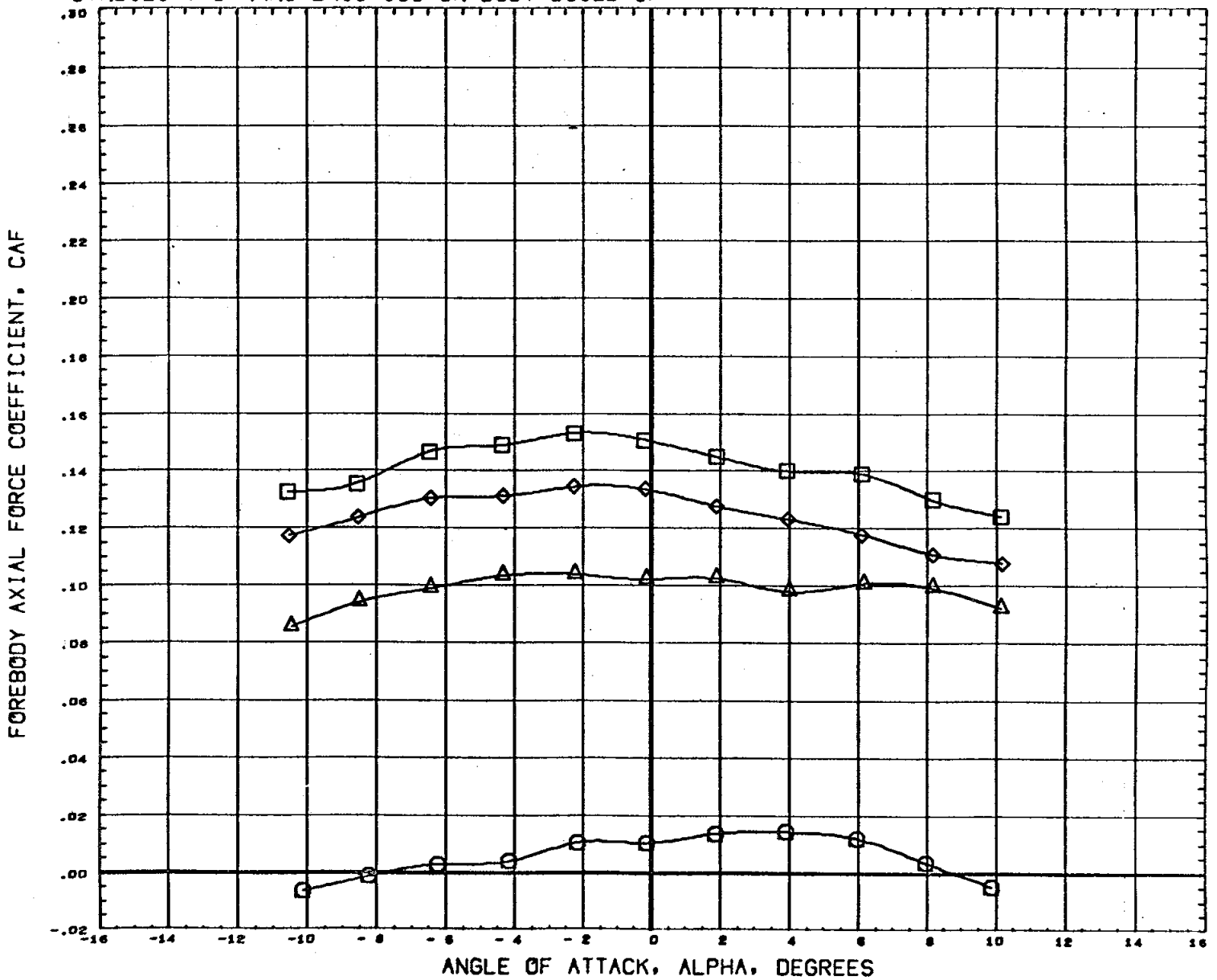


DATA SET SYMBOL	CONFIGURATION DESCRIPTION	PHI	ORBINC	RUDDER	AILRON	REFERENCE INFORMATION
(677001)	◆ M556 (IA1) NAR ATP BL LV (T3)	60.000				BREF 7.4190 SQ. IN.
(677002)	▲ M556 (IA1) NAR ATP BL LV (T3) (S1)	60.000				LREF 5.3120 IN.
(677006)	○ M556 (IA1) NAR ATP BL LV (O1) (T3) (S1)	60.000	0.000	0.000	0.000	BREF 5.3120 IN.
(677008)	◻ DATA NOT AVAILABLE FOR ALL CONDITIONS	60.000	0.000	0.000	0.000	XMRP 4.8200 IN. YMRP 0.0000 IN. ZMRP 0.0000 IN. SCALE 0.0040

MACH 4.96

PAGE 18

STABILITY CHARACTERISTICS ON BODY BUILD-UP

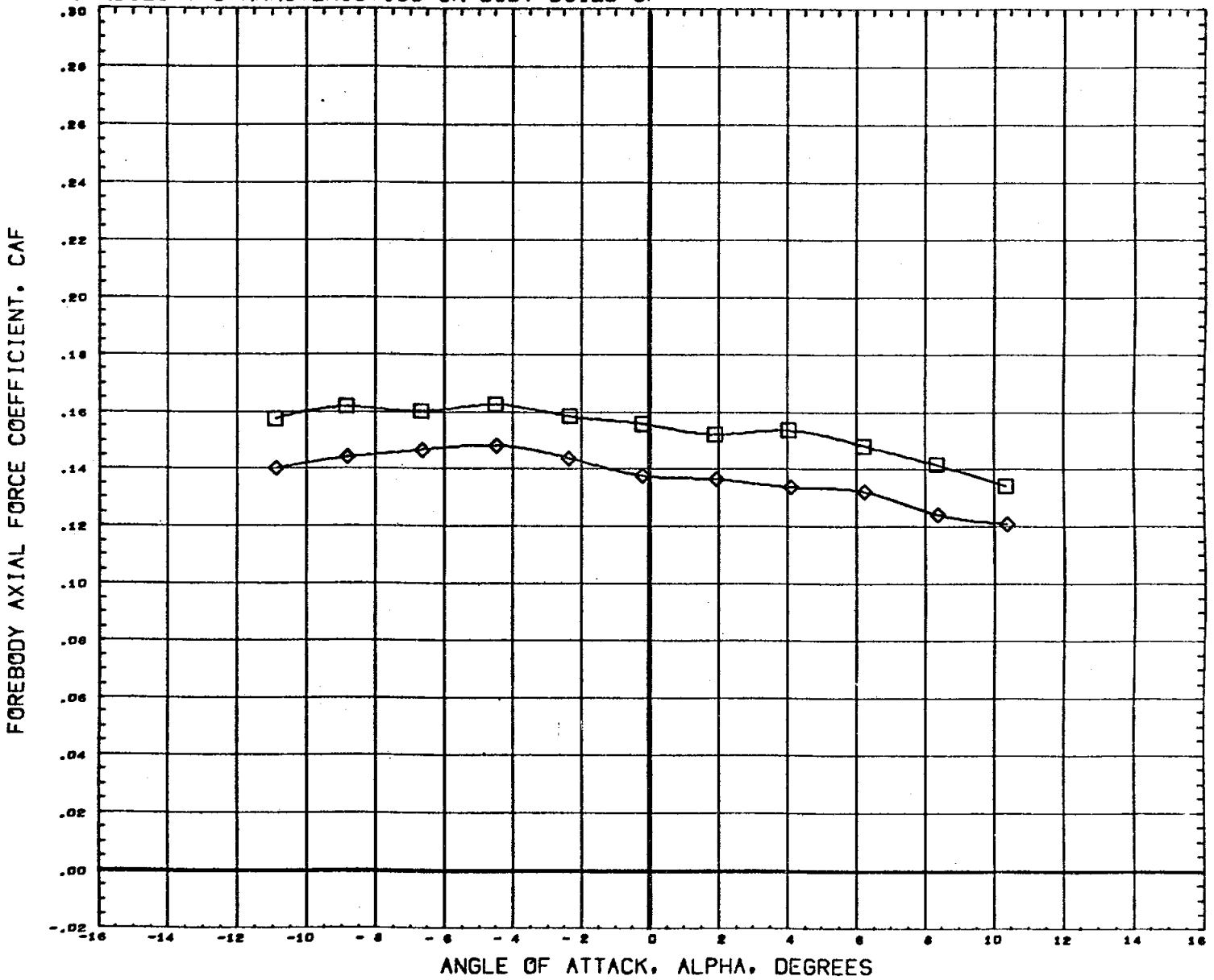


DATA SET SYMBOL	CONFIGURATION DESCRIPTION	PHI	ORBINC	RUDDER	AILRON	REFERENCE INFORMATION
(677001)	M556 (IA1) NAR ATP BL LV (T3)					SREF 7.4190 30.IN.
(677002)	M556 (IA1) NAR ATP BL LV (T3) (S1)	80.000				LREF 5.3120 IN.
(677006)	M556 (IA1) NAR ATP BL LV (O1) (T3) (S1)	80.000	0.000	0.000	0.000	BREF 5.3120 IN.
(677008)	M556 (IA1) NAR ATP BL LV (O2) (T3) (S1)	80.000	0.000	0.000	0.000	XHRP 4.6200 IN.
						YHRP 0.0000 IN.
						ZHRP 0.0000 IN.
						SCALE 0.0040

MACH .60

PAGE 19

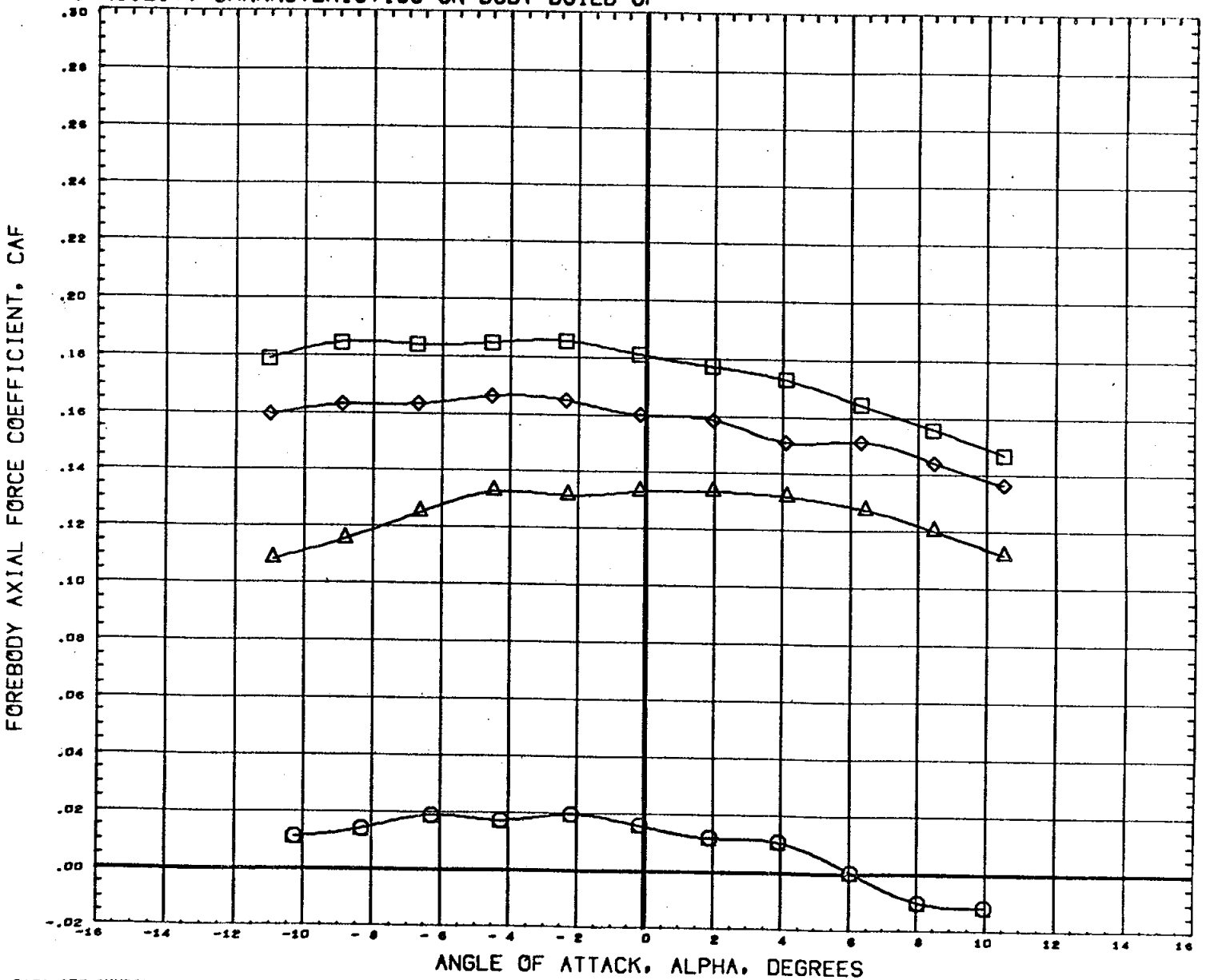
STABILITY CHARACTERISTICS ON BODY BUILD-UP



DATA SET SYMBOL	CONFIGURATION DESCRIPTION	PHI	ORBINC	RUDDER	AILRON	REFERENCE INFORMATION
(677001)	DATA NOT AVAILABLE FOR ALL CONDITIONS					SREF 7.4190 30. IN.
(677002)	DATA NOT AVAILABLE FOR ALL CONDITIONS	80.000				LREF 5.3120 IN.
(677006)	M556 (IA1) NAR ATP BL LV (O1) (T3) (S1)	80.000	0.000	0.000	0.000	BREF 5.3120 IN.
(677008)	M556 (IA1) NAR ATP BL LV (O2) (T3) (S1)	80.000	0.000	0.000	0.000	XMRP 4.8200 IN.
						YMRP 0.0000 IN.
						ZMRP 0.0000 IN.
						SCALE 0.0040

MACH .80

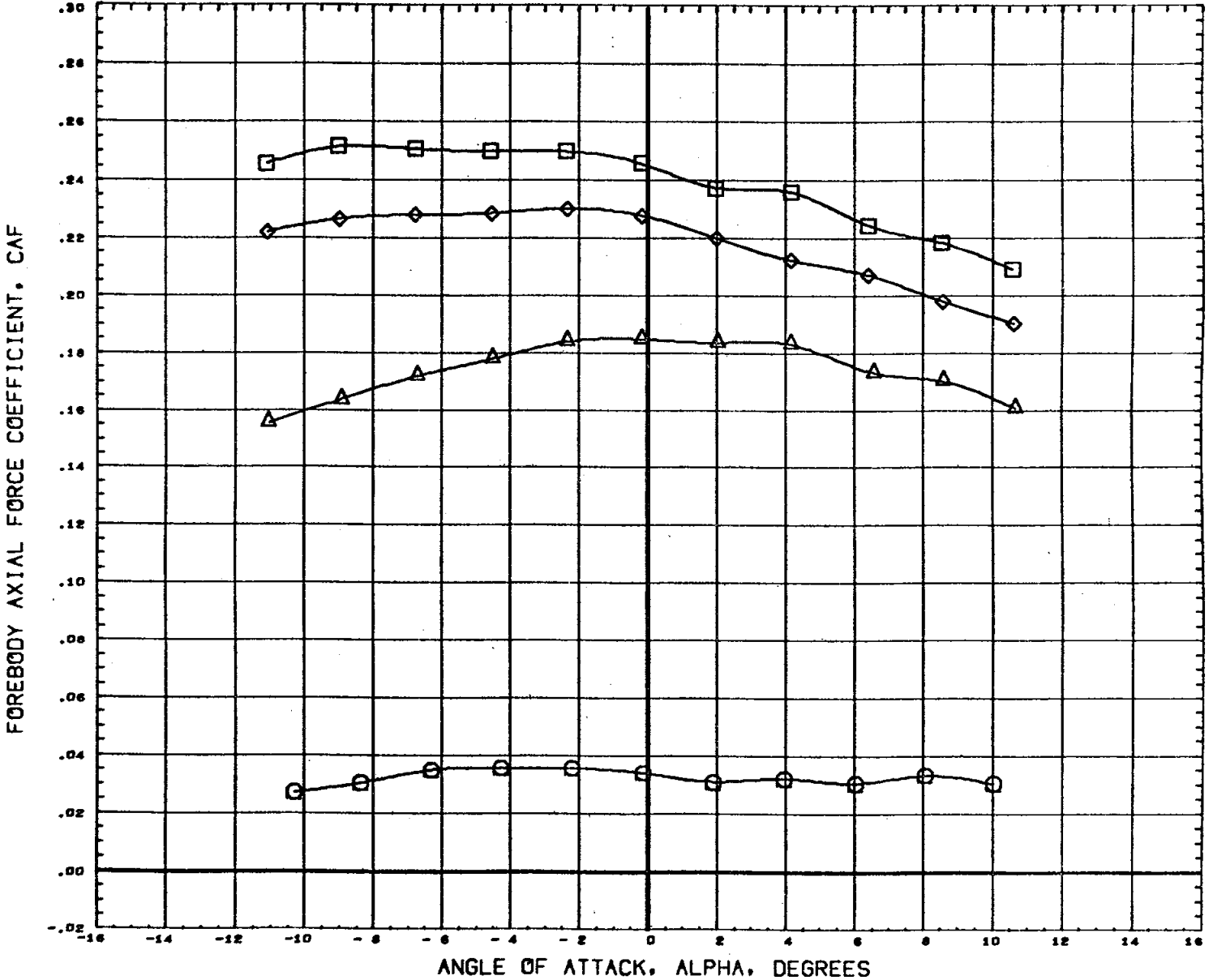
STABILITY CHARACTERISTICS ON BODY BUILD-UP



DATA SET SYMBOL	CONFIGURATION DESCRIPTION	PHI	ORBINC	RUDDER	AILRON	REFERENCE INFORMATION
(G77001)	M556 (IA1) NAR ATP BL LV (T3)					BREF 7.4190 30. IN.
(G77002)	M556 (IA1) NAR ATP BL LV (T3) (S1)	80.000				LREF 5.3120 IN.
(G77006)	M556 (IA1) NAR ATP BL LV (O1) (T3) (S1)	80.000	0.000	0.000	0.000	BREF 5.3120 IN.
(G77008)	M556 (IA1) NAR ATP BL LV (O2) (T3) (S1)	80.000	0.000	0.000	0.000	XMRP 4.8200 IN.
						YMRP 0.0000 IN.
						ZMRP 0.0000 IN.
						SCALE 0.0040

MACH .90

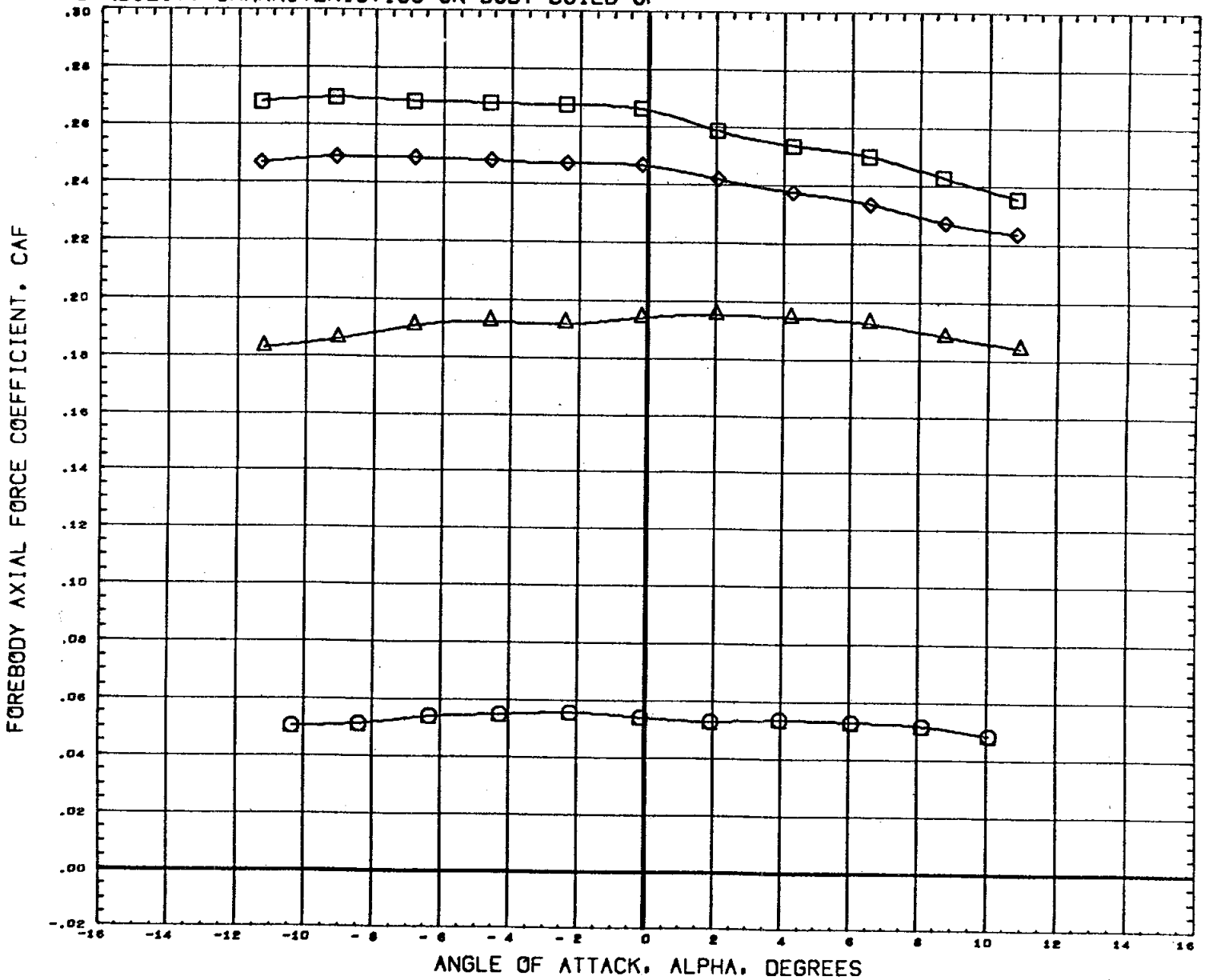
STABILITY CHARACTERISTICS ON BODY BUILD-UP



DATA SET SYMBOL	CONFIGURATION DESCRIPTION	PHI	ORBINC	RUDDER	AILRON	REFERENCE INFORMATION
(C77001)	M556 (IA1) NAR ATP BL LV (T3)					\$REF 7.4190 SQ. IN.
(C77002)	M556 (IA1) NAR ATP BL LV (T3) (S1)	80.000				LREF 5.3120 IN.
(C77006)	M556 (IA1) NAR ATP BL LV (O1) (T3) (S1)	80.000	0.000	0.000	0.000	BREF 5.3120 IN.
(C77008)	M556 (IA1) NAR ATP BL LV (O2) (T3) (S1)	80.000	0.000	0.000	0.000	XMRP 4.6200 IN. YMRP 0.0000 IN. ZMRP 0.0000 IN. SCALE 0.0040

MACH 1.00

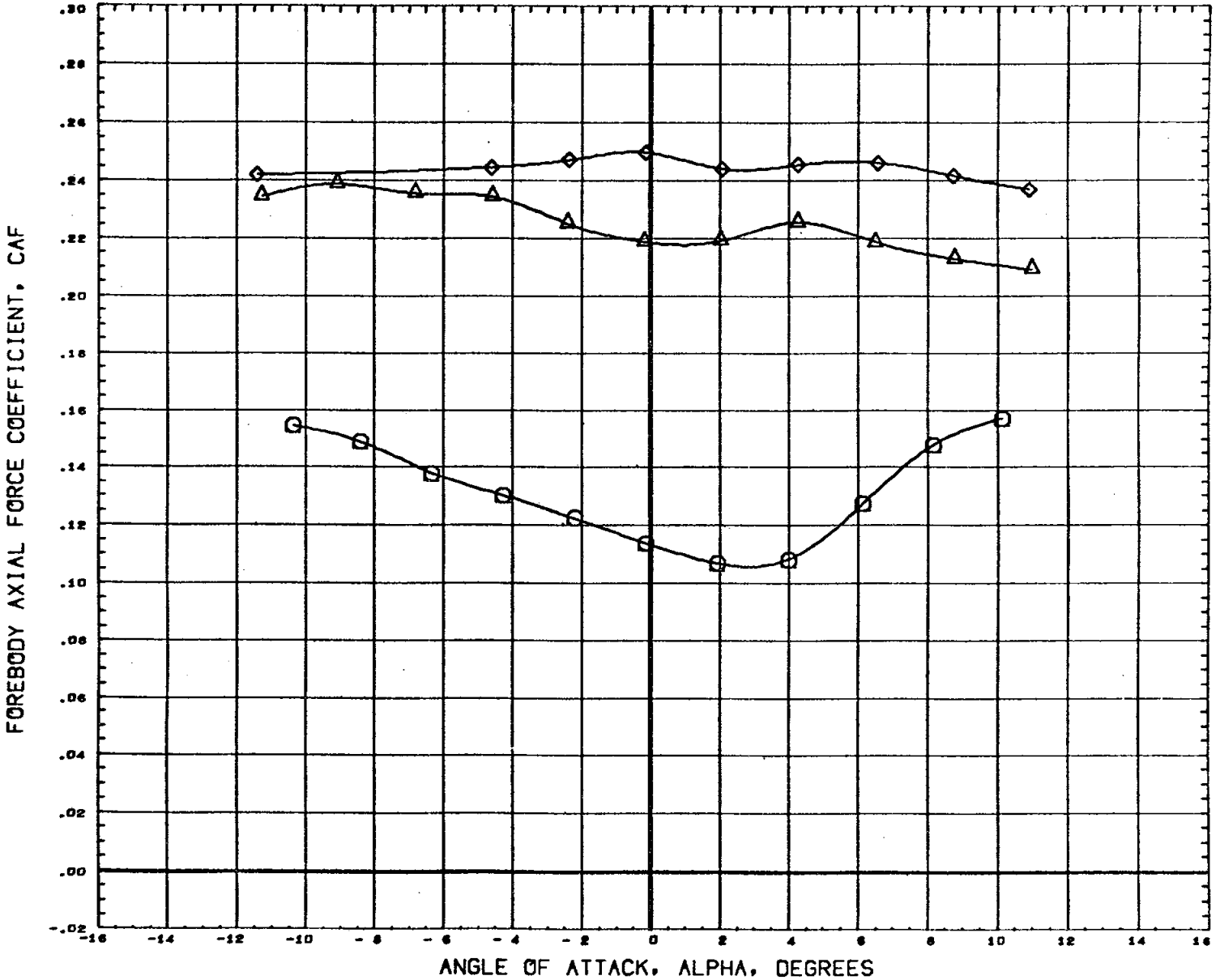
STABILITY CHARACTERISTICS ON BODY BUILD-UP



DATA SET SYMBOL	CONFIGURATION DESCRIPTION	PHI	ORBINC	RUDDER	AILRON	REFERENCE INFORMATION
(G77001)	M556 (IA1) NAR ATP BL LV (T3)					SREF 7.4190 SQ. IN.
(G77002)	M556 (IA1) NAR ATP BL LV (T3) (S1)	80.000				LREF 5.3120 IN.
(G77006)	M556 (IA1) NAR ATP BL LV (O1) (T3) (S1)	80.000	0.000	0.000	0.000	BREF 5.3120 IN.
(G77008)	M556 (IA1) NAR ATP BL LV (O2) (T3) (S1)	80.000	0.000	0.000	0.000	XMRP 4.8200 IN.
						YMRP 0.0000 IN.
						ZMRP 0.0000 IN.
						SCALE 0.0040

MACH 1.20

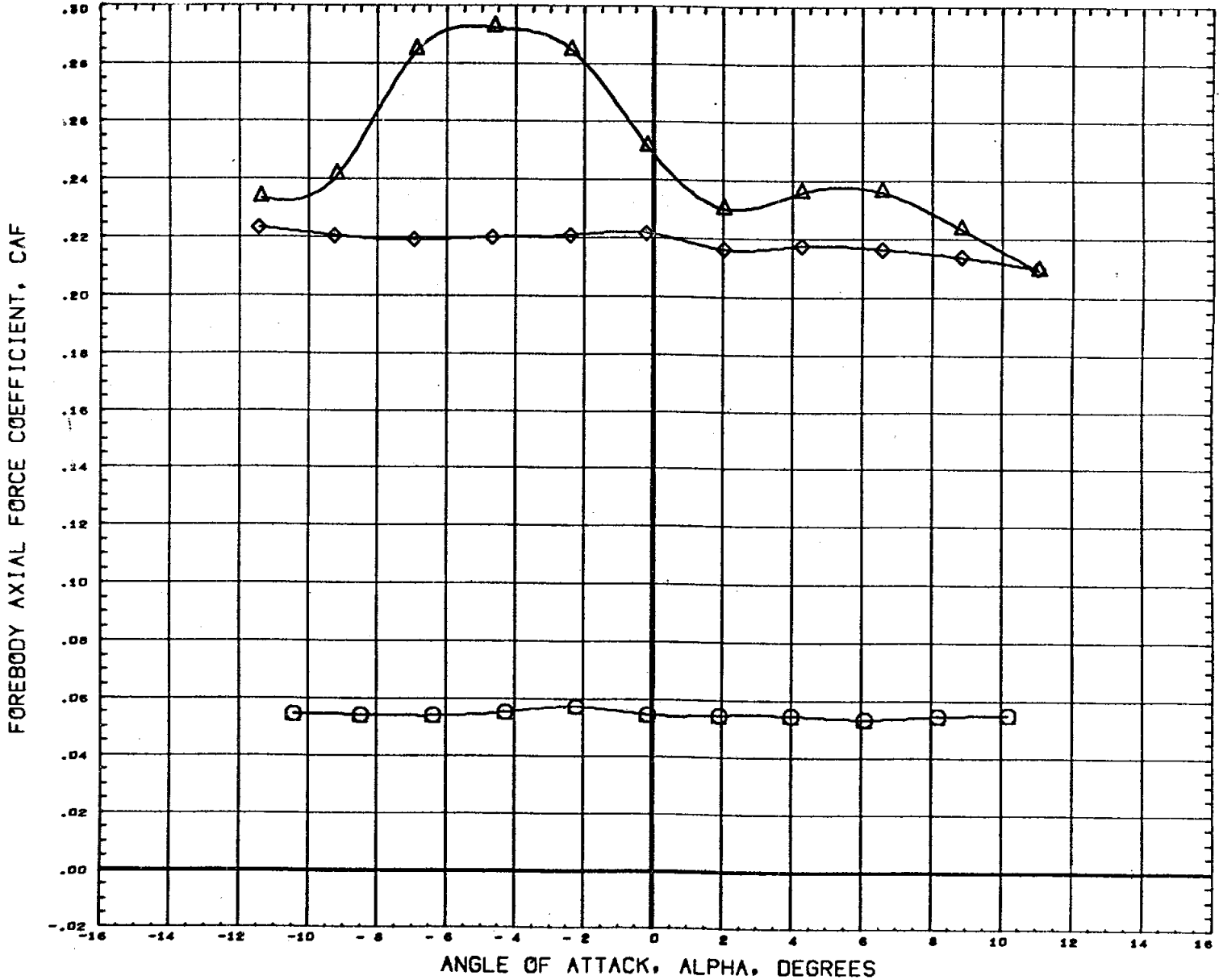
STABILITY CHARACTERISTICS ON BODY BUILD-UP



DATA SET SYMBOL	CONFIGURATION DESCRIPTION	PHI	ORBINC	RUDDER	AILRON	REFERENCE INFORMATION
(677001)	M556 (IA1) NAR ATP BL LV (T3)					SREF 7.4190 SQ. IN.
(677002)	M556 (IA1) NAR ATP BL LV (T3) (S1)	80.000				LREF 5.3120 IN.
(677006)	M556 (IA1) NAR ATP BL LV (O1) (T3) (S1)	80.000	0.000	0.000	0.000	BREF 5.3120 IN.
(677008)	DATA NOT AVAILABLE FOR ALL CONDITIONS	80.000	0.000	0.000	0.000	XHRP 4.8200 IN. YMRP 0.0000 IN. ZMRP 0.0000 IN. SCALE 0.0040

MACH 1.46

STABILITY CHARACTERISTICS ON BODY BUILD-UP

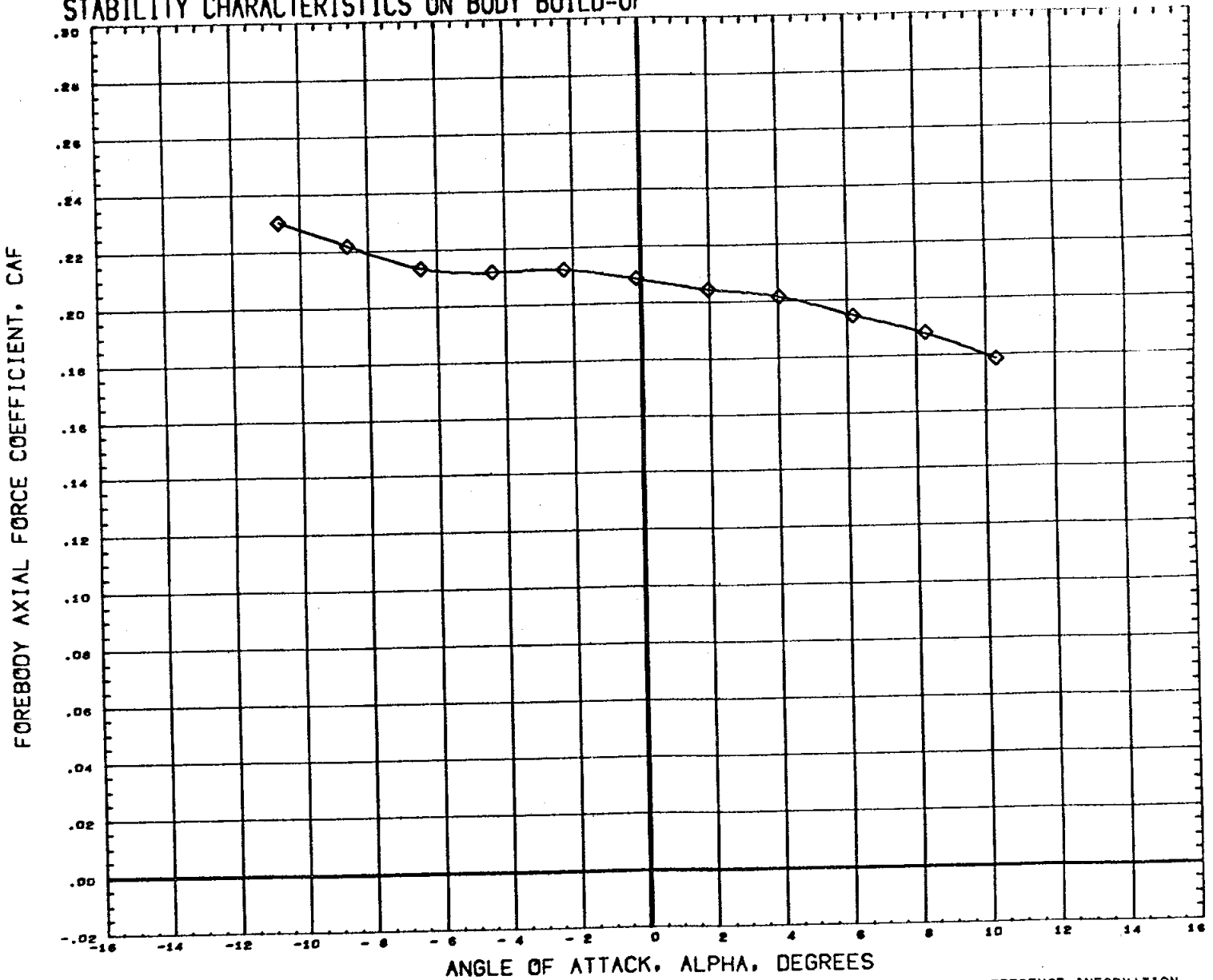


DATA SET SYMBOL	CONFIGURATION DESCRIPTION	PHI	ORBINC	RUDDER	AILRON	REFERENCE INFORMATION
(677001)	M556 (IA1) NAR ATP BL LV (T3)	80.000				SREF 7.4190 39. IN.
(677002)	M556 (IA1) NAR ATP BL LV (T3) (S1)	80.000				LREF 5.3120 IN.
(677006)	M556 (IA1) NAR ATP BL LV (O1) (T3) (S1)	80.000	0.000	0.000	0.000	BREF 5.3120 IN.
(677008)	DATA NOT AVAILABLE FOR ALL CONDITIONS	80.000	0.000	0.000	0.000	XMRP 4.8200 IN.
						YMRP 0.0000 IN.
						ZMRP 0.0000 IN.
						SCALE 0.0040

MACH 1.96

PAGE 25

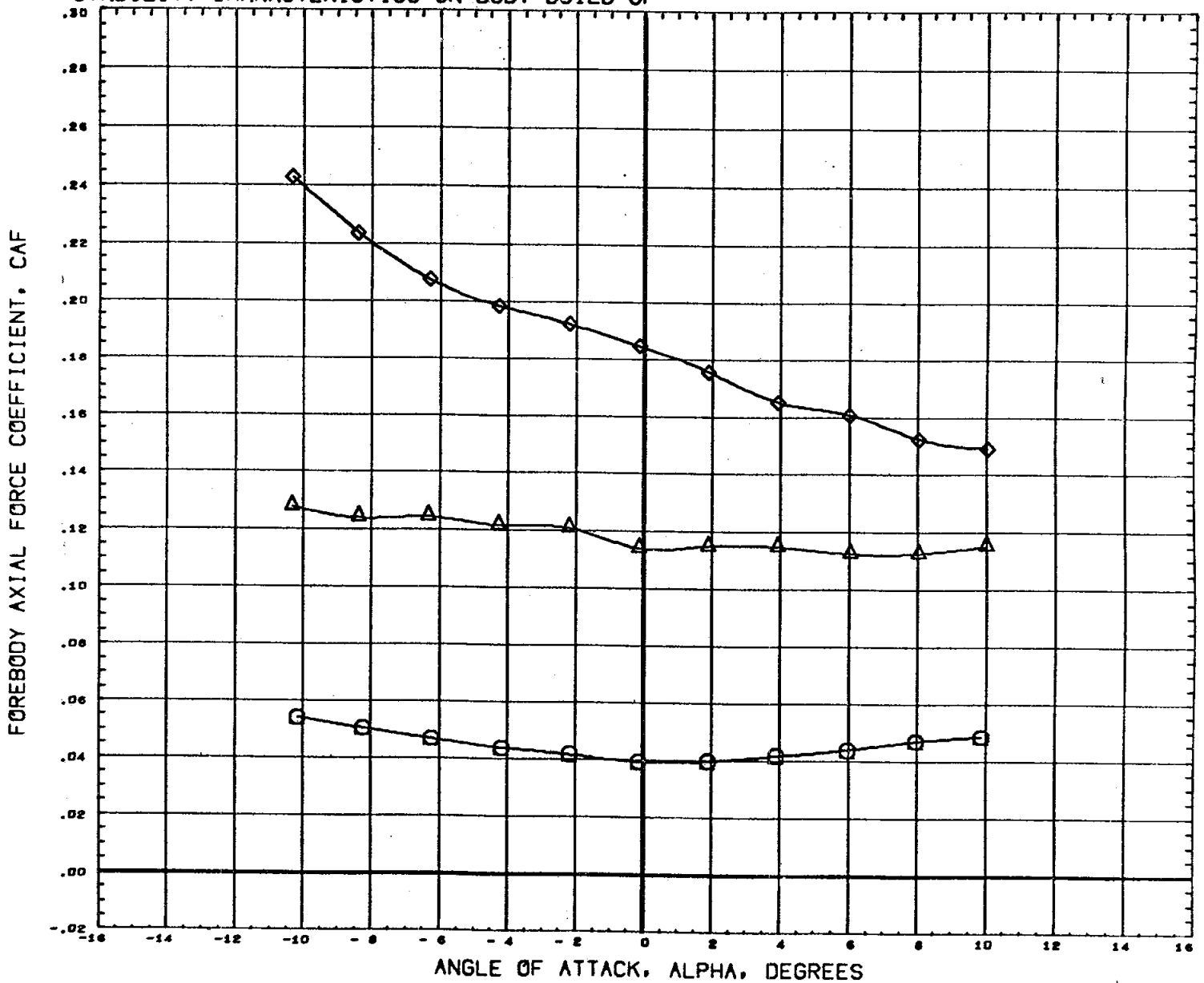
STABILITY CHARACTERISTICS ON BODY BUILD-UP



DATA SET SYMBOL	CONFIGURATION DESCRIPTION	PHI	ORBINC	RUDDER	AILRON	REFERENCE INFORMATION	
(G77001)	DATA NOT AVAILABLE FOR ALL CONDITIONS	80.000				SREF	7.4190 38. IN.
(G77002)	DATA NOT AVAILABLE FOR ALL CONDITIONS	80.000				LREF	5.3120 IN.
(G77006)	M556 (IA1) NAR ATP BL LV (O1) (T3) (S1)	80.000	0.000	0.000	0.000	BREF	5.3120 IN.
(G77008)	DATA NOT AVAILABLE FOR ALL CONDITIONS	80.000	0.000	0.000	0.000	XMRP	4.8200 IN.
						YMRP	0.0000 IN.
						ZMRP	0.0000 IN.
						SCALE	0.0040

MACH 2.99

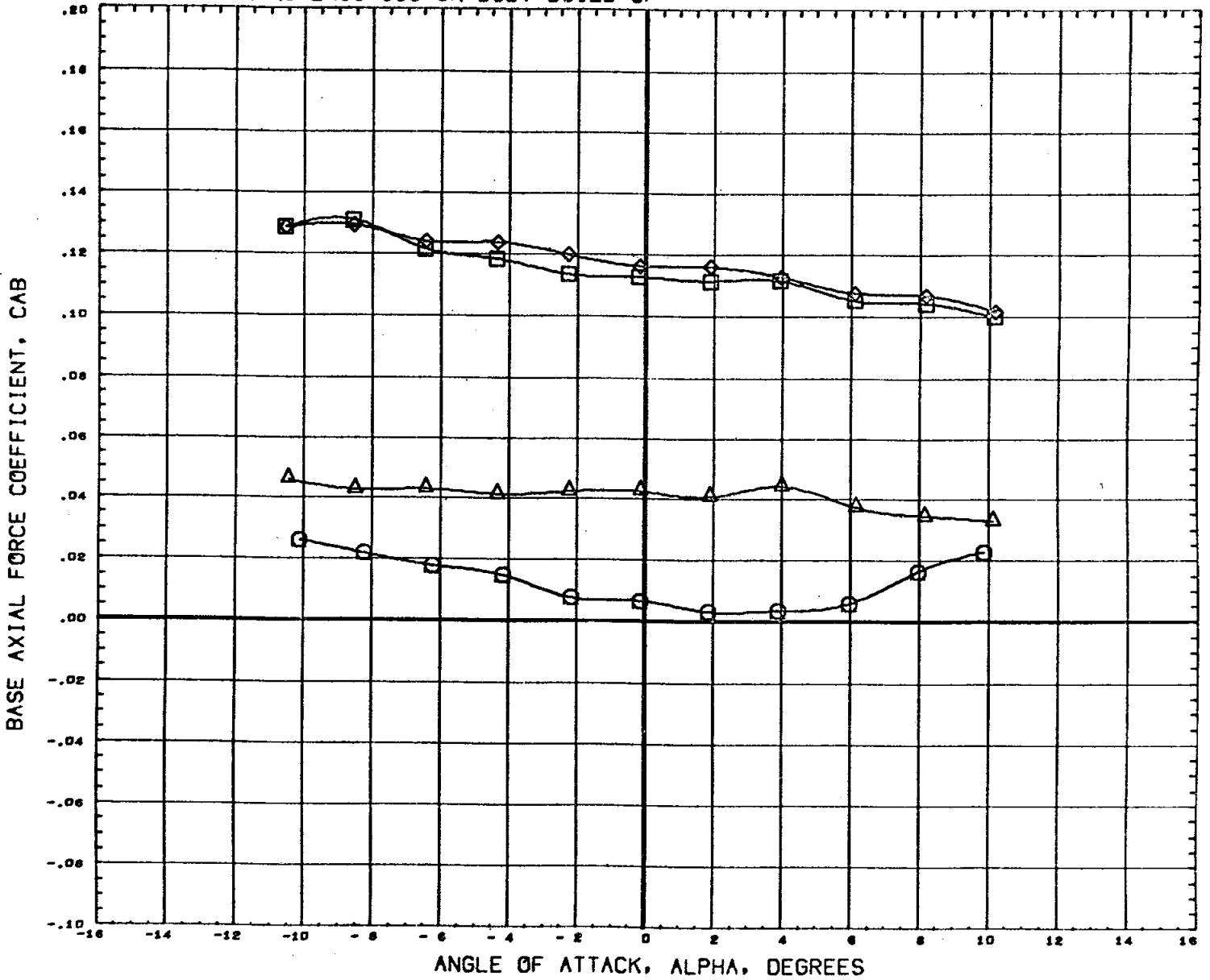
STABILITY CHARACTERISTICS ON BODY BUILD-UP



DATA SET SYMBOL	CONFIGURATION DESCRIPTION	PHI	ORBINC	RUDDER	AILRON	REFERENCE INFORMATION
(677001)	M556 (IA1) NAR ATP BL LV (T3)					BREF 7.4190 SQ. IN.
(677002)	M556 (IA1) NAR ATP BL LV (T3) (S1)	80.000				LREF 5.3120 IN.
(677006)	M556 (IA1) NAR ATP BL LV (O1) (T3) (S1)	80.000	0.000	0.000	0.000	BREF 5.3120 IN.
(677008)	DATA NOT AVAILABLE FOR ALL CONDITIONS	80.000	0.000	0.000	0.000	XMRP 4.6200 IN.
						YMRP 0.0000 IN.
						ZMRP 0.0000 IN.
						SCALE 0.0040

MACH 4.96

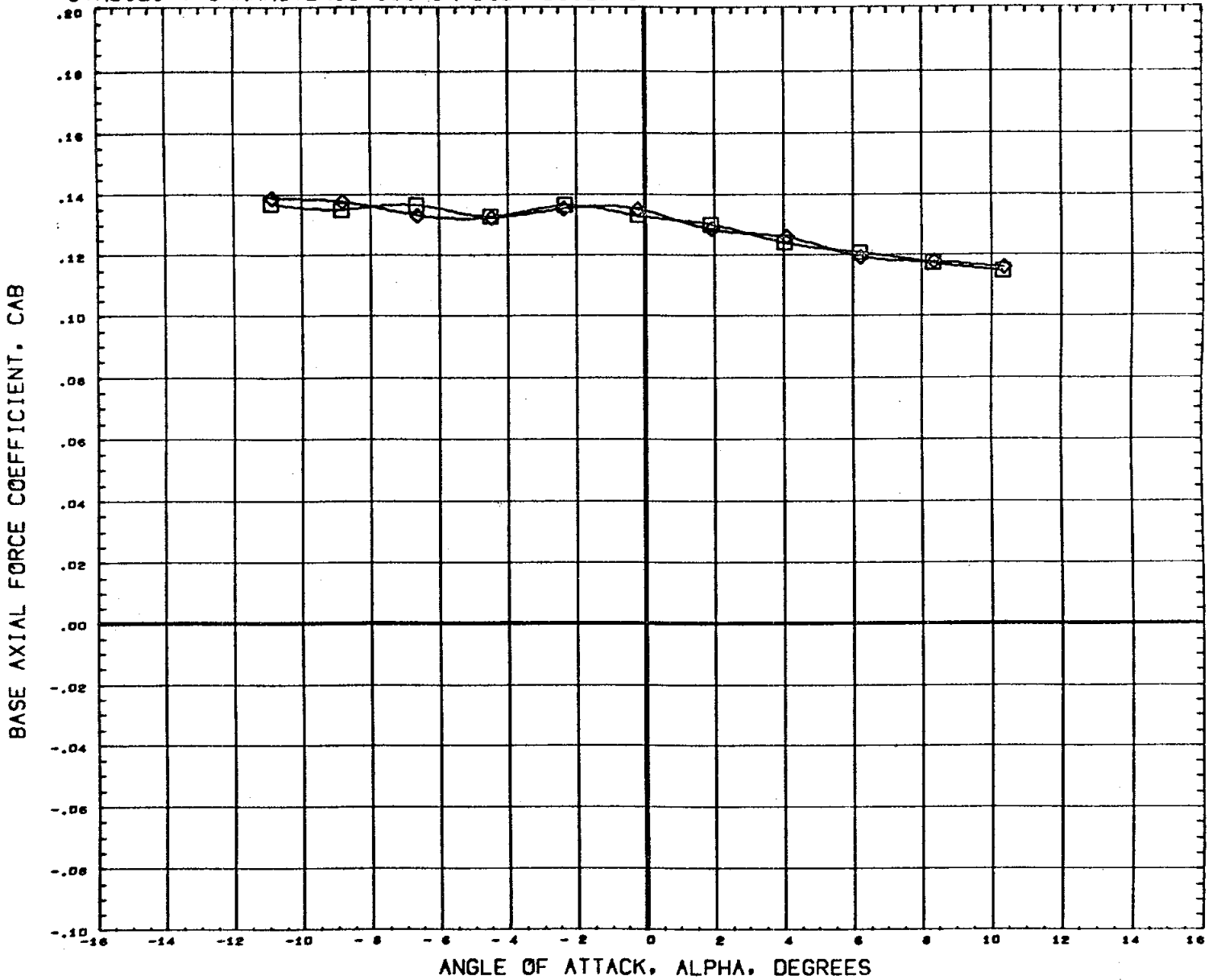
STABILITY CHARACTERISTICS ON BODY BUILD-UP



DATA SET SYMBOL	CONFIGURATION DESCRIPTION	PHI	ORBINC	RUDDER	AILRON	REFERENCE INFORMATION
(677001)	M556 (IA1) NAR ATP BL LV (T3)					SREF 7.4190 39. IN.
(677002)	M556 (IA1) NAR ATP BL LV (T3) (S1)	80.000				LREF 5.3120 IN.
(677006)	M556 (IA1) NAR ATP BL LV (O1) (T3) (S1)	80.000	0.000	0.000	0.000	BREF 5.3120 IN.
(677008)	M556 (IA1) NAR ATP BL LV (O2) (T3) (S1)	80.000	0.000	0.000	0.000	YHRP 4.8200 IN. YHRP 0.0000 IN. ZHRP 0.0000 IN. SCALE 0.0040

MACH .60

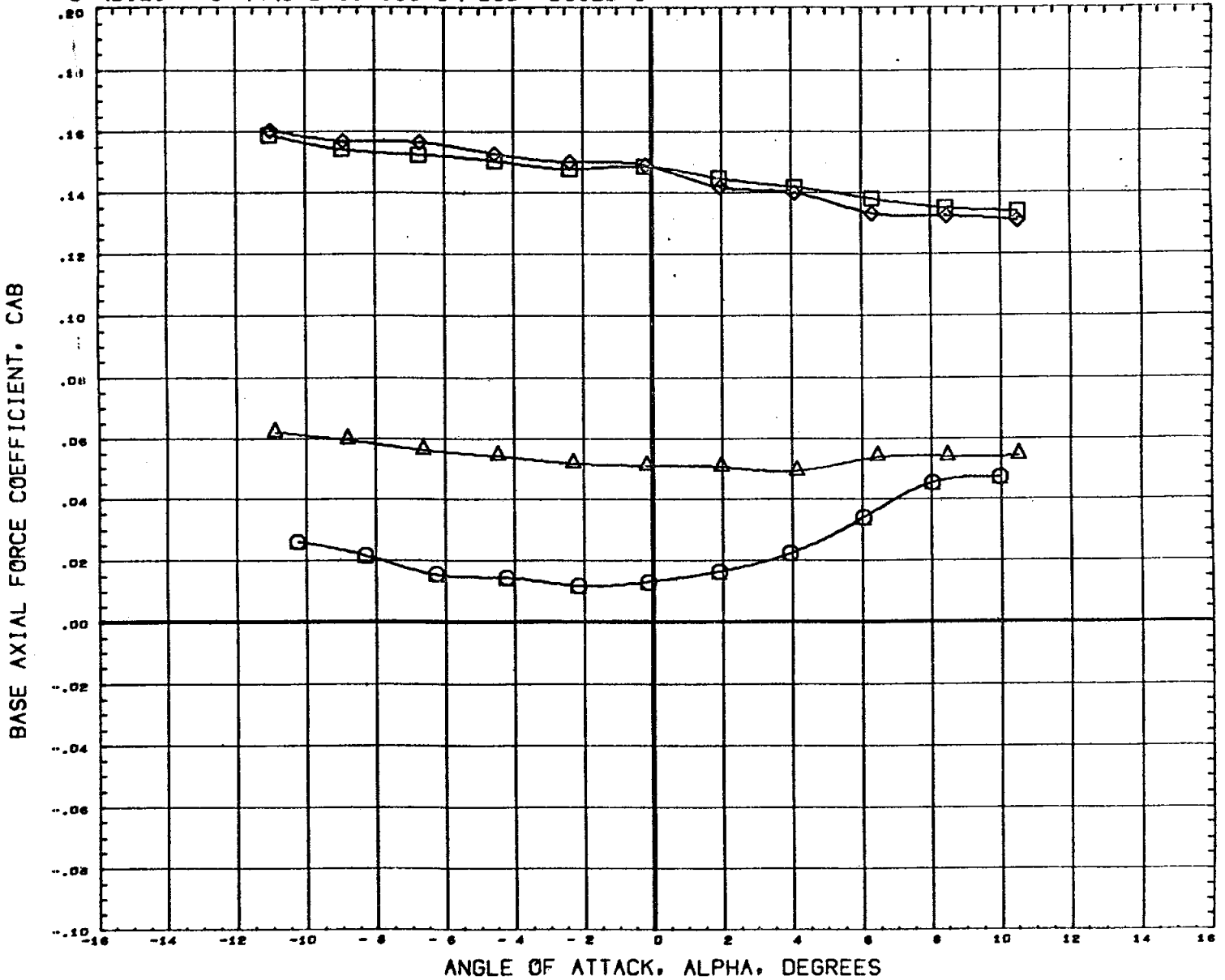
STABILITY CHARACTERISTICS ON BODY BUILD-UP



DATA SET SYMBOL	CONFIGURATION DESCRIPTION	PHI	ORBINC	RUDDER	AILRON	REFERENCE INFORMATION
(677001)	DATA NOT AVAILABLE FOR ALL CONDITIONS					SREF 7.4190 sq. IN.
(677002)	DATA NOT AVAILABLE FOR ALL CONDITIONS	80.000				LREF 5.3120 IN.
(677006)	M556 (IA1) NAR ATP BL LV (O1) (T3) (S1)	80.000	0.000	0.000	0.000	BREF 5.3120 IN.
(677008)	M556 (IA1) NAR ATP BL LV (O2) (T3) (S1)	80.000	0.000	0.000	0.000	XMRP 4.8200 IN.
						YMRP 0.0000 IN.
						ZMRP 0.0000 IN.
						SCALE 0.0040

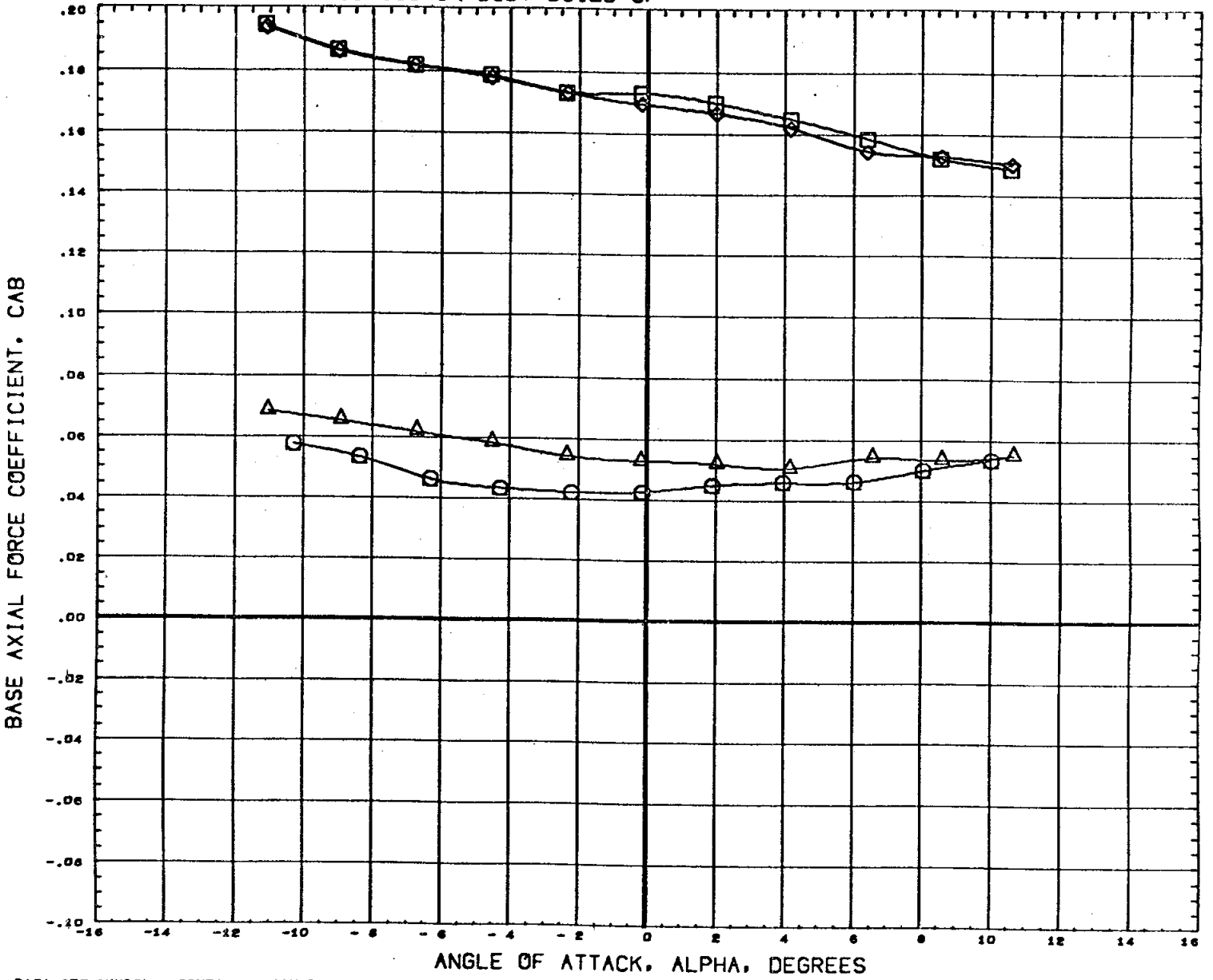
MACH .80

STABILITY CHARACTERISTICS ON BODY BUILD-UP



DATA SET SYMBOL	CONFIGURATION DESCRIPTION	PHI	ORBINC	RUDDER	AILRON	REFERENCE INFORMATION
(677001)	M556 (IA1) NAR ATP BL LV (T3)					SREF 7.4190 50 IN.
(677002)	M556 (IA1) NAR ATP BL LV (T3) (S1)	80.000				LREF 5.3120 IN.
(677006)	M556 (IA1) NAR ATP BL LV (O1) (T3) (S1)	80.000	0.000	0.000	0.000	BREF 5.3120 IN.
(677008)	M556 (IA1) NAR ATP BL LV (O2) (T3) (S1)	80.000	0.000	0.000	0.000	XMRP 4.8200 IN.
						YMRP 0.0000 IN.
						ZMRP 0.0000 IN.
						SCALE 0.0040

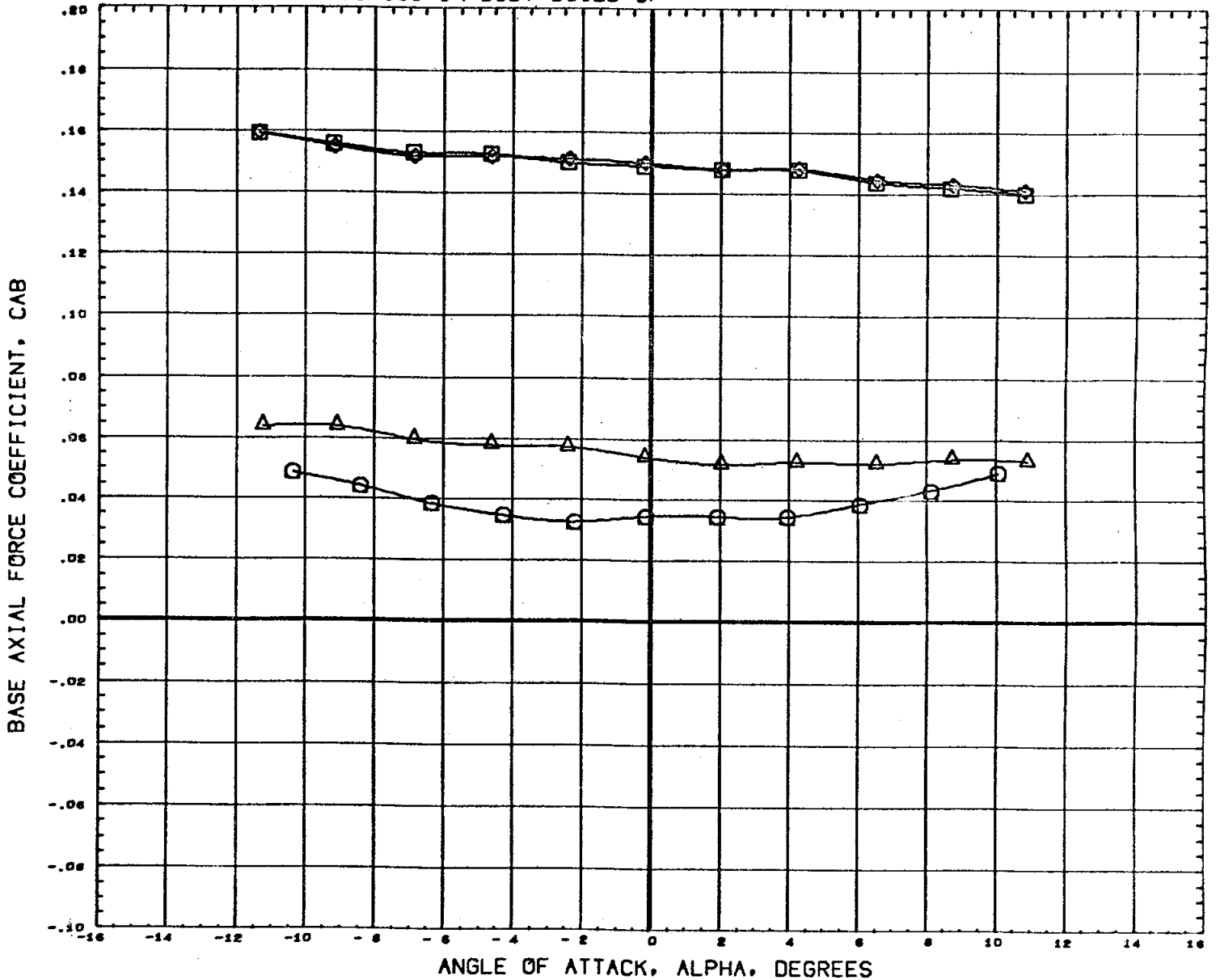
STABILITY CHARACTERISTICS ON BODY BUILD-UP



DATA SET SYMBOL	CONFIGURATION DESCRIPTION	PHI	ORBINC	RUDDER	AILRON	REFERENCE INFORMATION
(677001)	M556 (IA1) NAR ATP BL LV (T3)					SREF 7.4190 SQ. IN.
(677002)	M556 (IA1) NAR ATP BL LV (T3) (S1)	80.000				LREF 5.3120 IN.
(677006)	M556 (IA1) NAR ATP BL LV (O1) (T3) (S1)	80.000	0.000	0.000	0.000	BREF 5.3120 IN.
(677008)	M556 (IA1) NAR ATP BL LV (O2) (T3) (S1)	80.000	0.000	0.000	0.000	XMRP 4.8200 IN.
						YMRP 0.0000 IN.
						ZMRP 0.0000 IN.
						SCALE 0.0040

MACH 1.00

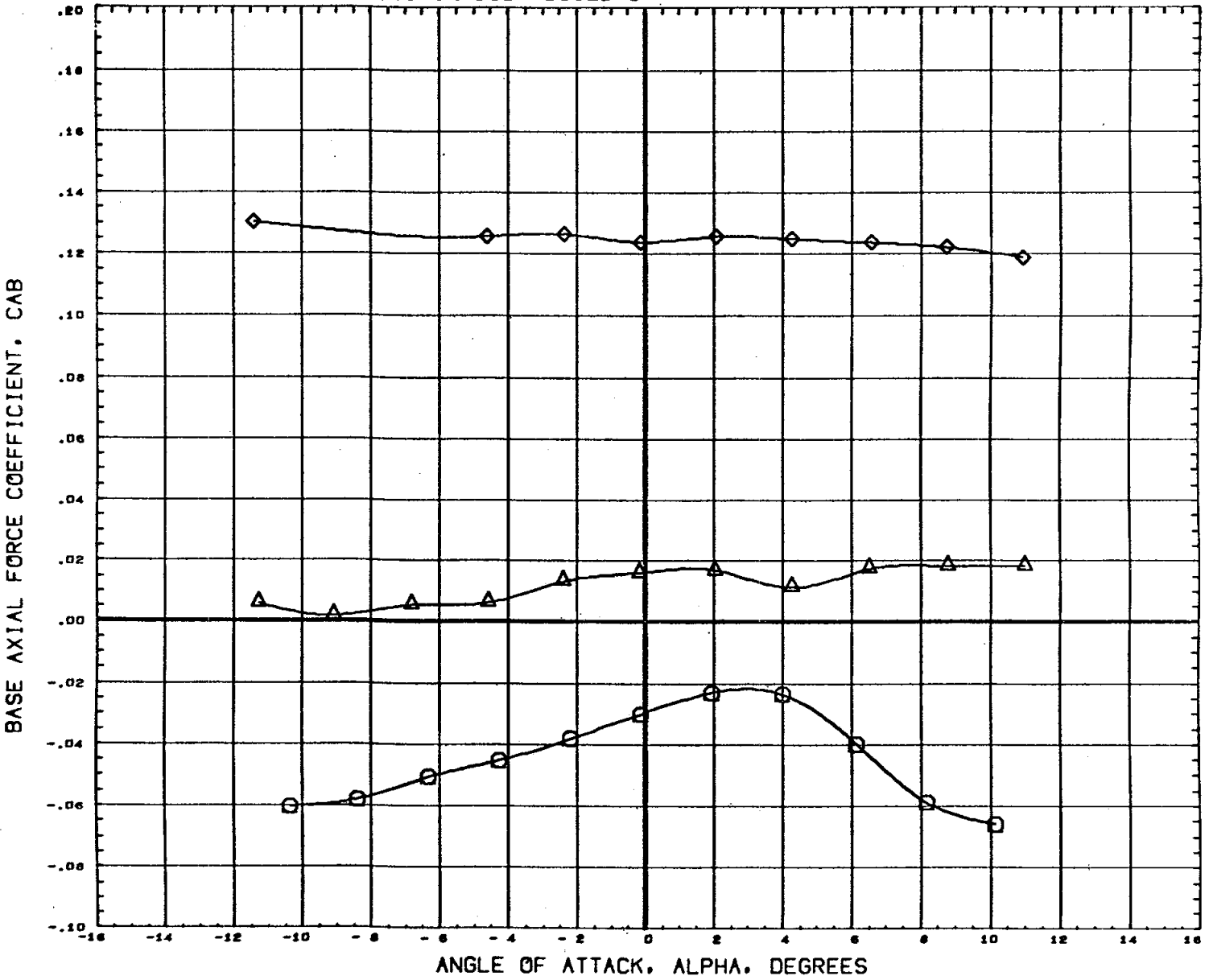
STABILITY CHARACTERISTICS ON BODY BUILD-UP



DATA SET SYMBOL	CONFIGURATION DESCRIPTION	PHI	ORBINC	RUDDER	AILRON	REFERENCE INFORMATION
(677001)	M556 (IA1) NAR ATP BL LV (T3)					SREF 7.4190 SQ. IN.
(677002)	M556 (IA1) NAR ATP BL LV (T3) (S1)	80.000				LREF 9.3120 IN.
(677006)	M556 (IA1) NAR ATP BL LV (O1) (T3) (S1)	80.000	0.000	0.000	0.000	BREF 9.3120 IN.
(677008)	M556 (IA1) NAR ATP BL LV (O2) (T3) (S1)	80.000	0.000	0.000	0.000	XMRP 4.8200 IN.
						YMRP 0.0000 IN.
						ZMRP 0.0000 IN.
						SCALE 0.0040

MACH 1.20

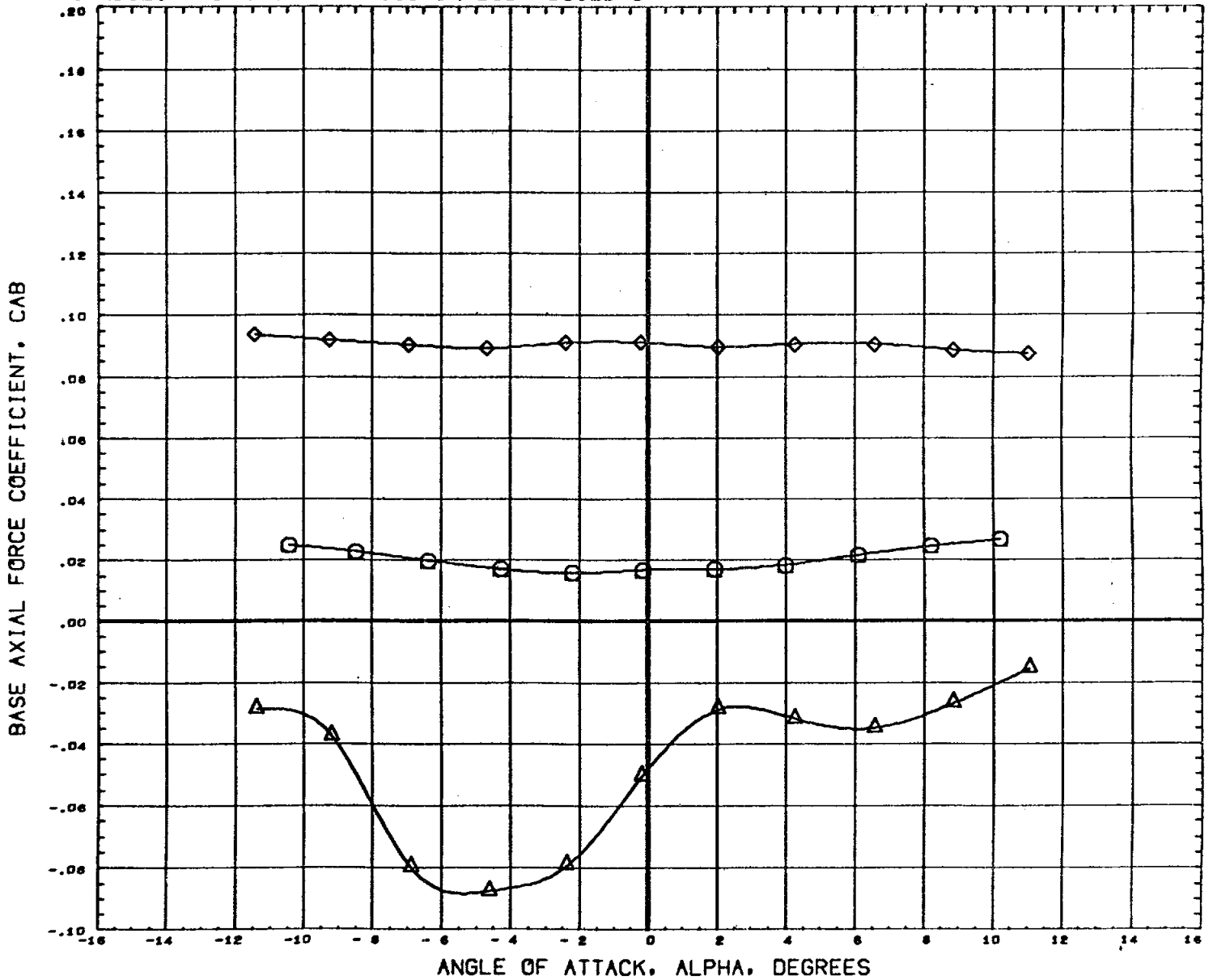
STABILITY CHARACTERISTICS ON BODY BUILD-UP



DATA SET SYMBOL	CONFIGURATION DESCRIPTION	PHI	ORBINC	RUDDER	AILRON	REFERENCE INFORMATION
(677001)	M556 (IA1) NAR ATP BL LV (T3)					SREF 7.4190 SQ. IN.
(677002)	M556 (IA1) NAR ATP BL LV (T3) (S1)	80.000				LREF 5.3120 IN.
(677006)	M556 (IA1) NAR ATP BL LV (O1) (T3) (S1)	80.000	0.000	0.000	0.000	BREF 5.3120 IN.
(677008)	DATA NOT AVAILABLE FOR ALL CONDITIONS	80.000	0.000	0.000	0.000	XHRP 4.8200 IN.
						YHRP 0.0000 IN.
						ZHRP 0.0000 IN.
						SCALE 0.0040

MACH 1.46

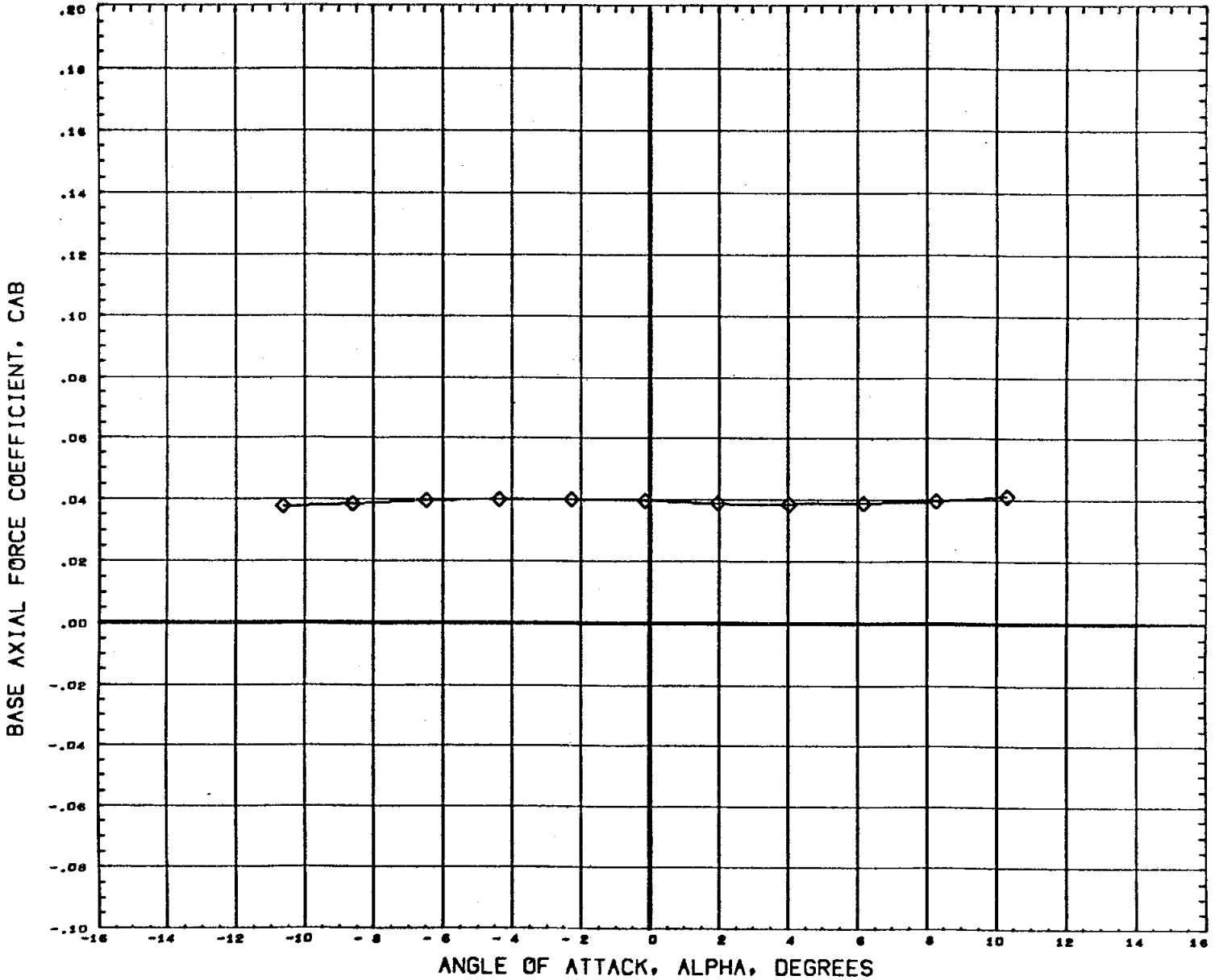
STABILITY CHARACTERISTICS ON BODY BUILD-UP



DATA SET SYMBOL	CONFIGURATION DESCRIPTION	PHI	ORBINC	RUDDER	AILRON	REFERENCE INFORMATION
(677001)	M556 (IA1) NAR ATP BL LV (T3)	80.000				SREF 7.4190 SQ. IN.
(677002)	M556 (IA1) NAR ATP BL LV (T3) (S1)	80.000				LREF 5.3120 IN.
(677006)	M556 (IA1) NAR ATP BL LV (O1) (T3) (S1)	80.000	0.000	0.000	0.000	BREF 5.3120 IN.
(677008)	DATA NOT AVAILABLE FOR ALL CONDITIONS	80.000	0.000	0.000	0.000	XHRP 4.8200 IN.
						YHRP 0.0000 IN.
						ZHRP 0.0000 IN.
						SCALE 0.0040

MACH 1.96

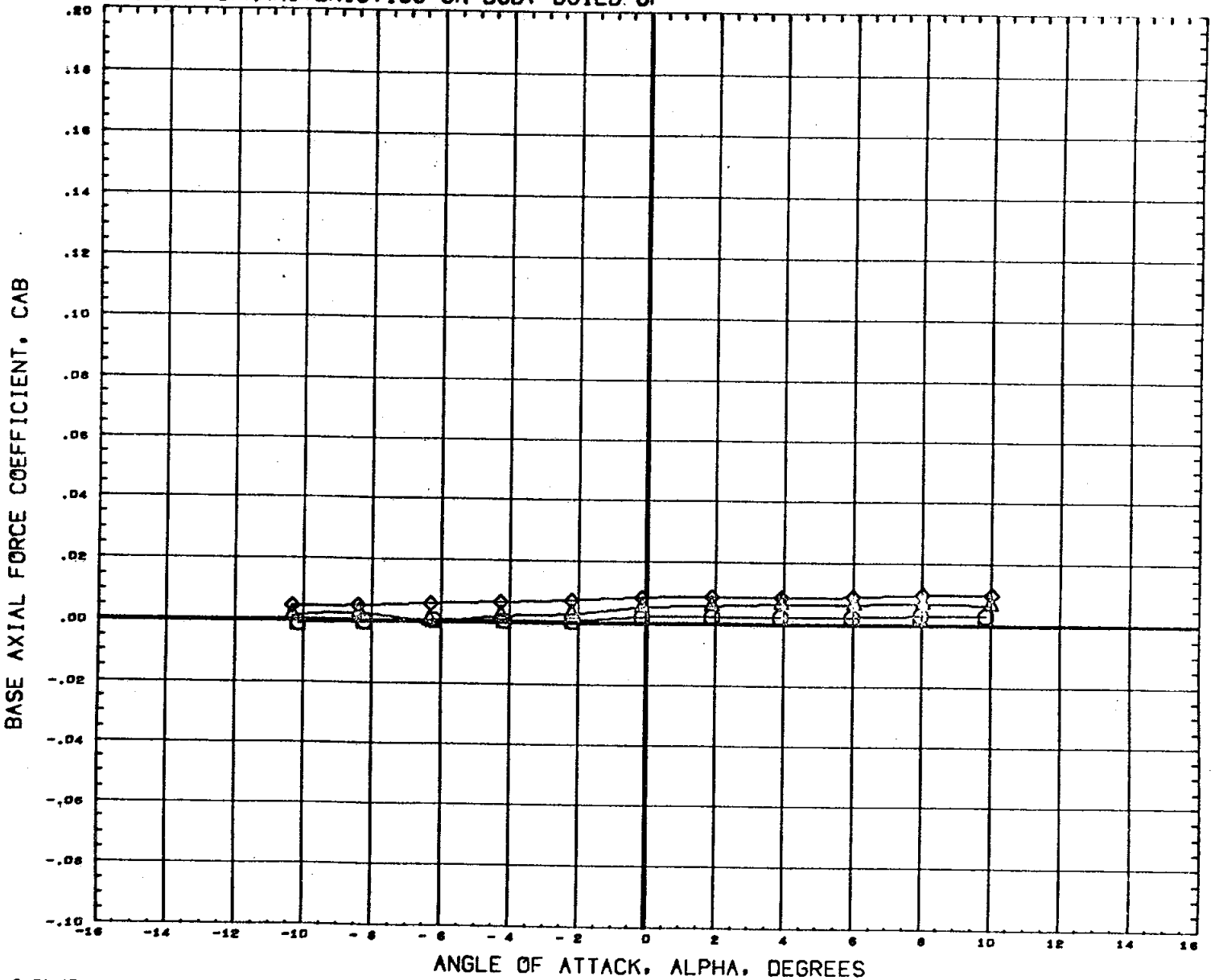
STABILITY CHARACTERISTICS ON BODY BUILD-UP



DATA SET SYMBOL	CONFIGURATION DESCRIPTION	PHI	ORBINC	RUDDER	AILRON	REFERENCE INFORMATION
(677001)	DATA NOT AVAILABLE FOR ALL CONDITIONS					SREF 7.4190 SQ. IN.
(677002)	DATA NOT AVAILABLE FOR ALL CONDITIONS	80.000				LREF 5.3120 IN.
(677006)	M556 (IA1) NAR ATP BL LV (O1) (T3) (81)	80.000	0.000	0.000	0.000	BREF 5.3120 IN.
(677008)	DATA NOT AVAILABLE FOR ALL CONDITIONS	80.000	0.000	0.000	0.000	XMRP 4.6200 IN.
						YMRP 0.0000 IN.
						ZMRP 0.0000 IN.
						SCALE 0.0040

MACH 2.99

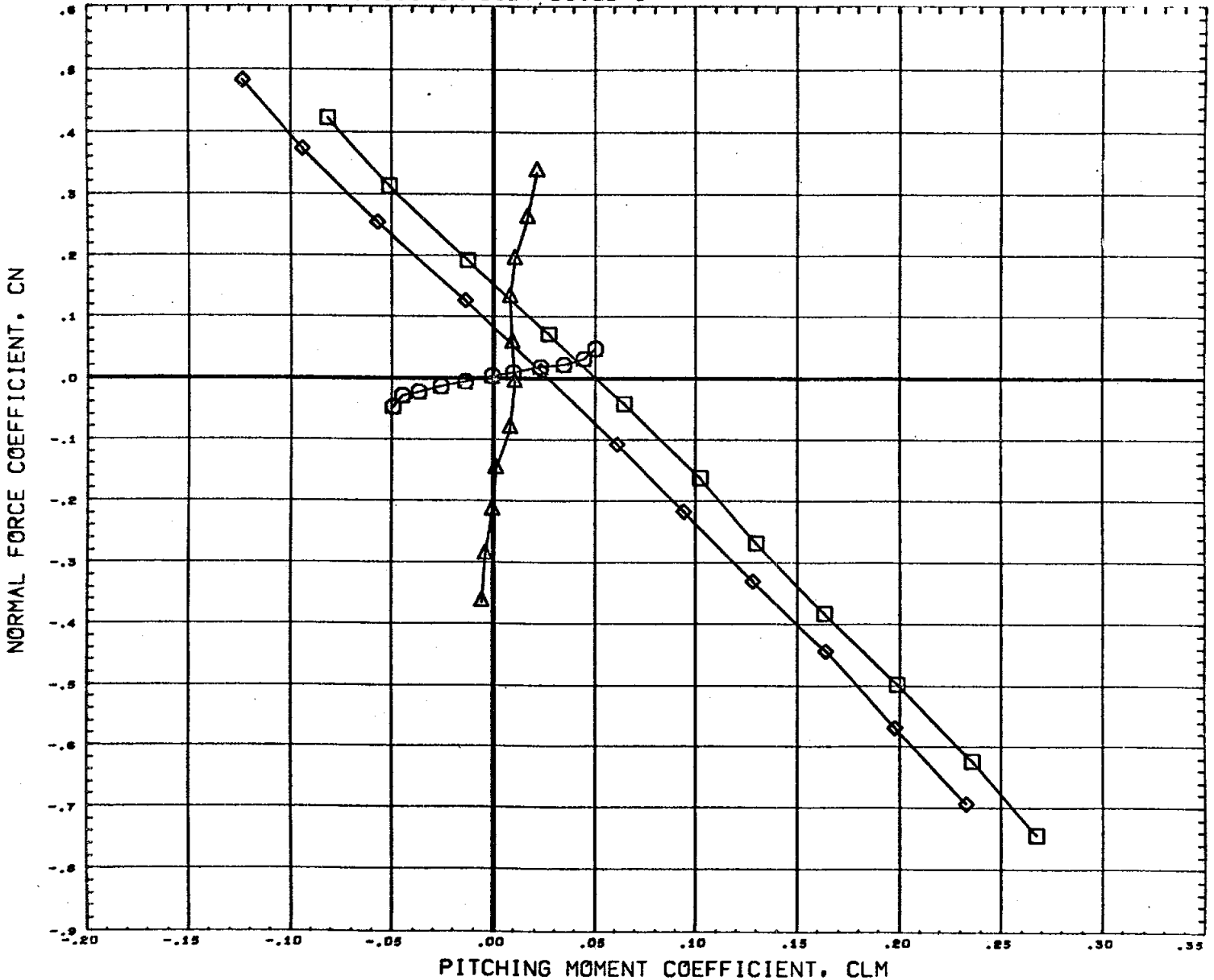
STABILITY CHARACTERISTICS ON BODY BUILD-UP



DATA SET SYMBOL	CONFIGURATION DESCRIPTION	PHI	ORBINC	RUDDER	AILRON	REFERENCE INFORMATION
(G77001)	M556(IA1) NAR ATP BL LV (T3)	80.000				SREF 7.4190 SG. IN.
(G77002)	M556(IA1) NAR ATP BL LV (T3) (S1)	80.000	0.000	0.000	0.000	LREF 5.3120 IN.
(G77006)	M556(IA1) NAR ATP BL LV (O1) (T3) (S1)	80.000	0.000	0.000	0.000	BREF 5.3120 IN.
(G77008)	DATA NOT AVAILABLE FOR ALL CONDITIONS					XMRP 4.8200 IN.
						YMRP 0.0000 IN.
						ZMRP 0.0000 IN.
						SCALE 0.0040

MACH 4.96

STABILITY CHARACTERISTICS ON BODY BUILD-UP

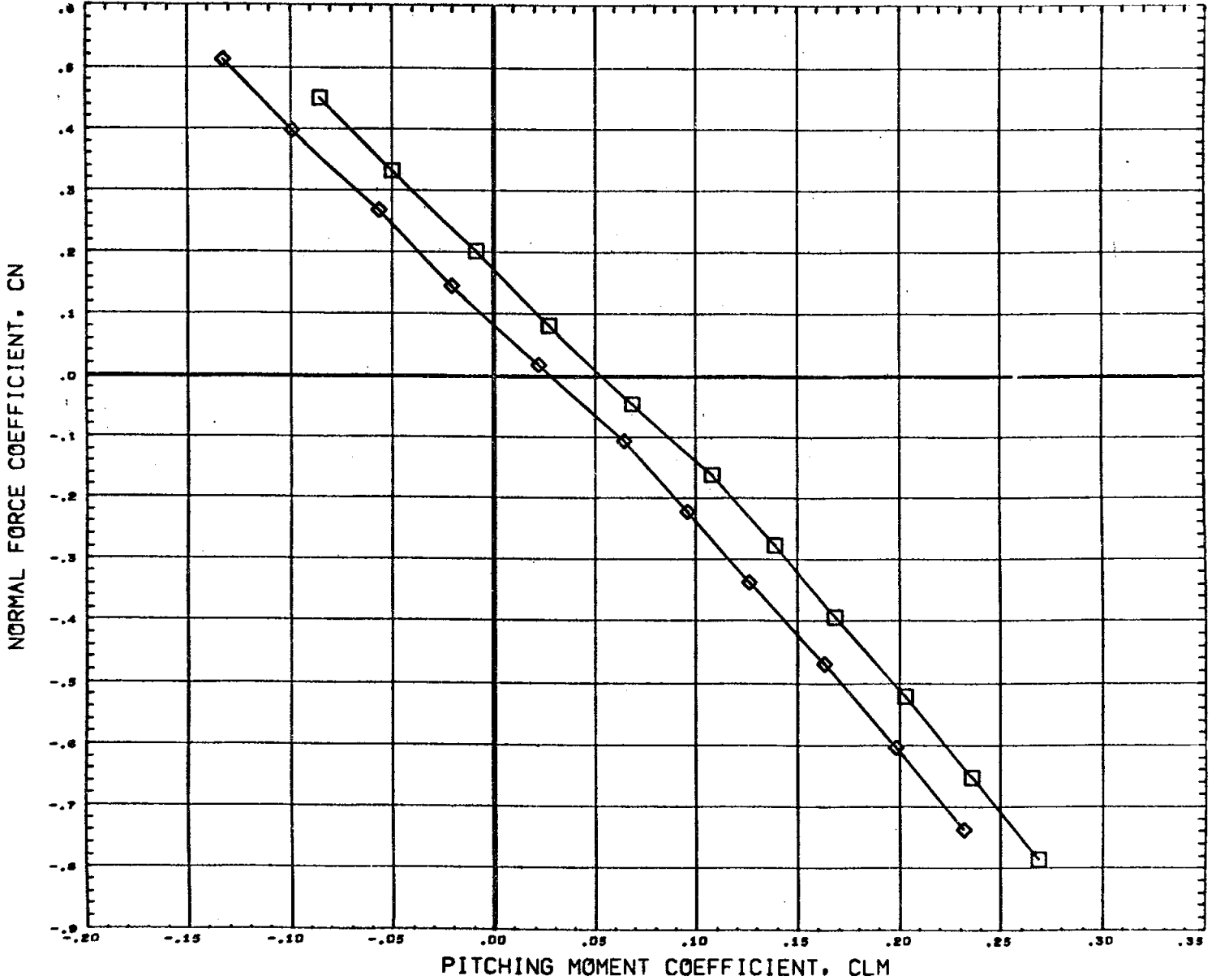


DATA SET SYMBOL	CONFIGURATION DESCRIPTION	PHI	ORBINC	RUDDER	AILRON	REFERENCE INFORMATION
(677001)	M556 (IA1) NAR ATP BL LV (T3)	60.000				SREF 7.4190 36. IN.
(677002)	M556 (IA1) NAR ATP BL LV (T3) (S1)	60.000				LREF 5.3120 IN.
(677006)	M556 (IA1) NAR ATP BL LV (O1) (T3) (S1)	60.000	0.000	0.000	0.000	BREF 5.3120 IN.
(677008)	M556 (IA1) NAR ATP BL LV (O2) (T3) (S1)	60.000	0.000	0.000	0.000	XWRP 4.8200 IN.
						YWRP 0.0000 IN.
						ZWRP 0.0000 IN.
						SCALE 0.0040

MACH .60

PAGE 37

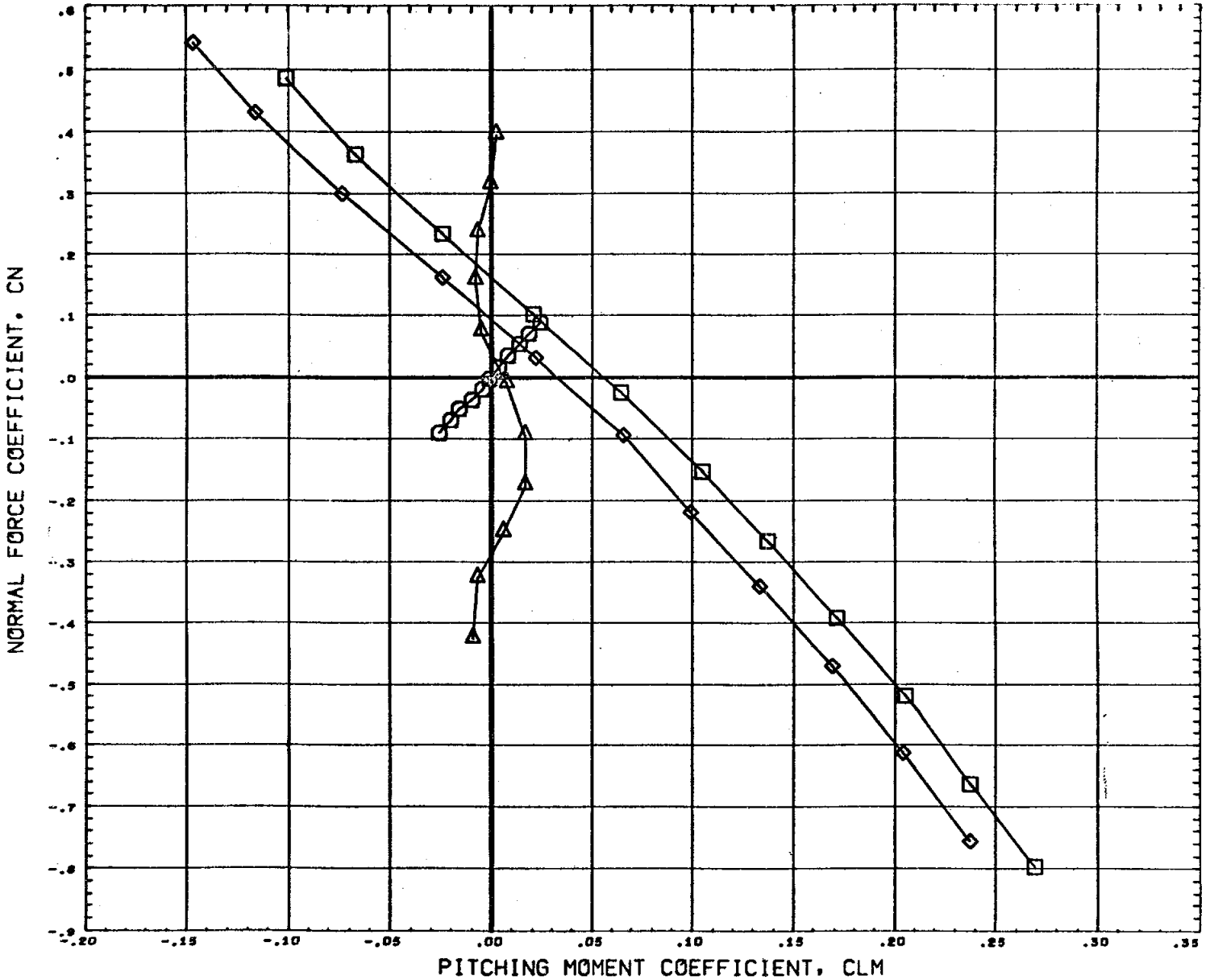
STABILITY CHARACTERISTICS ON BODY BUILD-UP



DATA SET SYMBOL	CONFIGURATION DESCRIPTION	PHI	ORBINC	RUDDER	AILRON	REFERENCE INFORMATION
(677001)	DATA NOT AVAILABLE FOR ALL CONDITIONS	80,000				SREF 7.4190 99 IN.
(677002)	DATA NOT AVAILABLE FOR ALL CONDITIONS	80,000				LREF 5.3120 IN.
(677006)	M556(IA1) NAR ATP BL LV (01) (73) (S1)	80,000	0.000	0.000	0.000	BREF 5.3120 IN.
(677008)	M556(IA1) NAR ATP BL LV (02) (73) (S1)	80,000	0.000	0.000	0.000	XNRP 4.8200 IN.
						YNRP 0.0000 IN.
						ZNRP 0.0000 IN.
						SCALE 0.0040

MACH .80

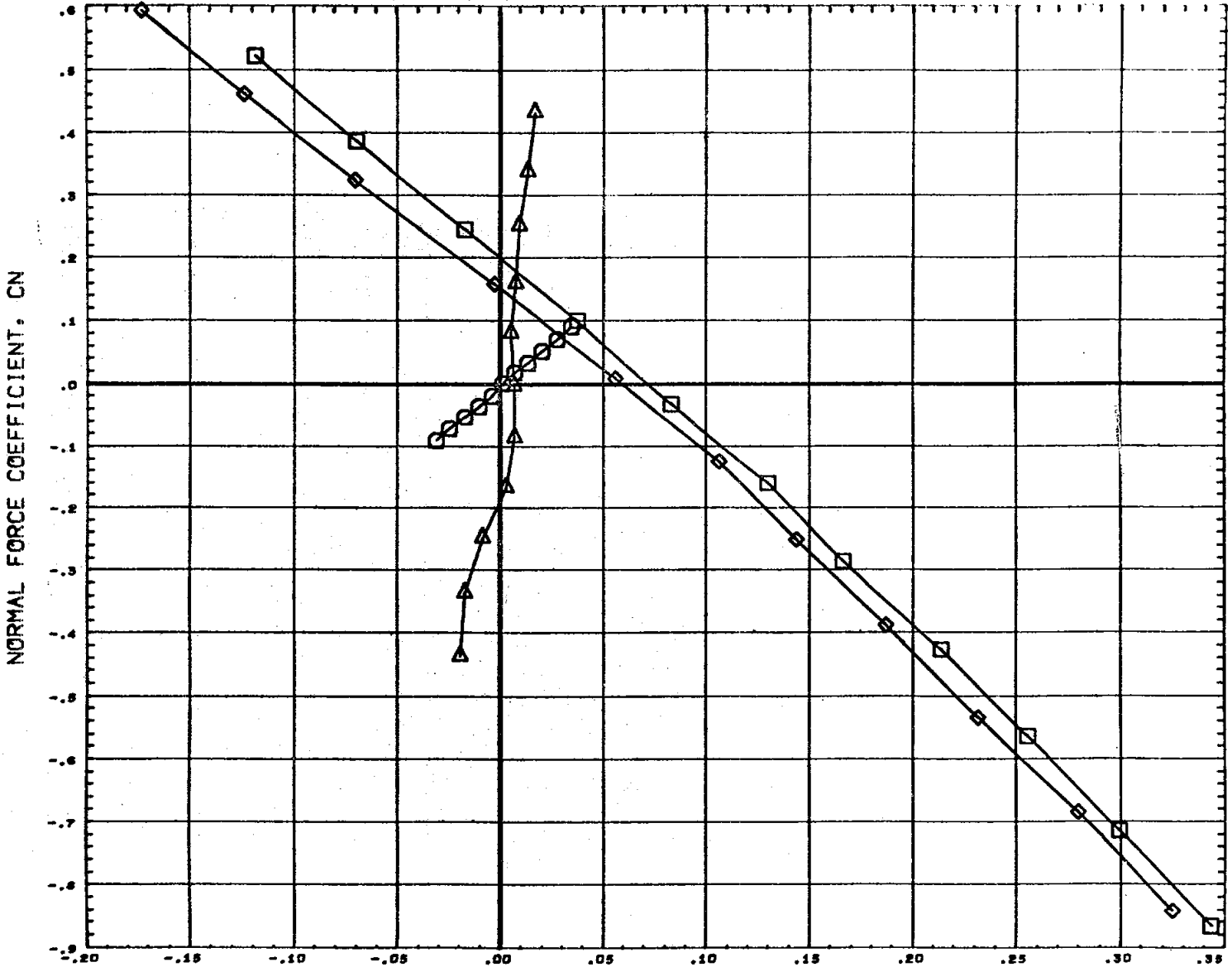
STABILITY CHARACTERISTICS ON BODY BUILD-UP



DATA SET SYMBOL	CONFIGURATION DESCRIPTION	PHI	ORBINC	RUDDER	AILRON	REFERENCE INFORMATION
(677001)	M556 (IA1) NAR ATP BL LV (T3)					SREF 7.4190 SQ. IN.
(677002)	M556 (IA1) NAR ATP BL LV (T3) (S1)	80.000				LREF 5.3120 IN.
(677006)	M556 (IA1) NAR ATP BL LV (O1) (T3) (S1)	80.000	0.000	0.000	0.000	BREF 5.3120 IN.
(677008)	M556 (IA1) NAR ATP BL LV (O2) (T3) (S1)	80.000	0.000	0.000	0.000	XMRP 4.8200 IN.
						YMRP 0.0000 IN.
						ZMRP 0.0000 IN.
						SCALE 0.0040

MACH .90

STABILITY CHARACTERISTICS ON BODY BUILD-UP



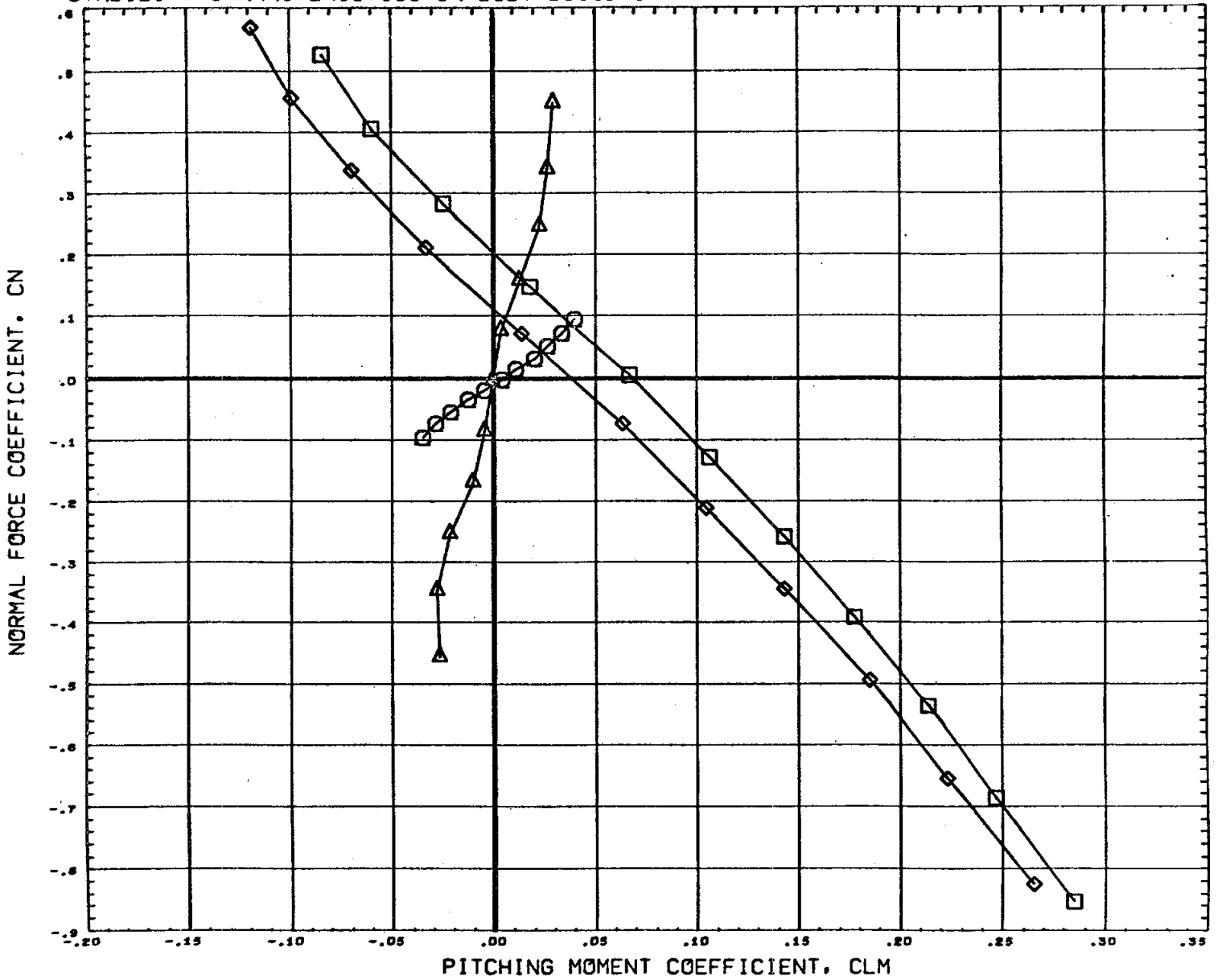
PITCHING MOMENT COEFFICIENT, CLM

DATA SET SYMBOL	CONFIGURATION DESCRIPTION	PHI	ORBINC	RUDDER	AILRON	REFERENCE INFORMATION
(677001)	M556 (IA1) NAR ATP BL LV (T3)	80.000				SREF 7.4190 30. IN.
(677002)	M556 (IA1) NAR ATP BL LV (T3) (S1)	80.000				LREF 5.3120 IN.
(677006)	M556 (IA1) NAR ATP BL LV (O1) (T3) (S1)	80.000	0.000	0.000	0.000	BREF 5.3120 IN.
(677008)	M556 (IA1) NAR ATP BL LV (O2) (T3) (S1)	80.000	0.000	0.000	0.000	XMRP 4.6200 IN.
						YMRP 0.0000 IN.
						ZMRP 0.0000 IN.
						SCALE 0.0040

MACH 1.00

PAGE 40

STABILITY CHARACTERISTICS ON BODY BUILD-UP

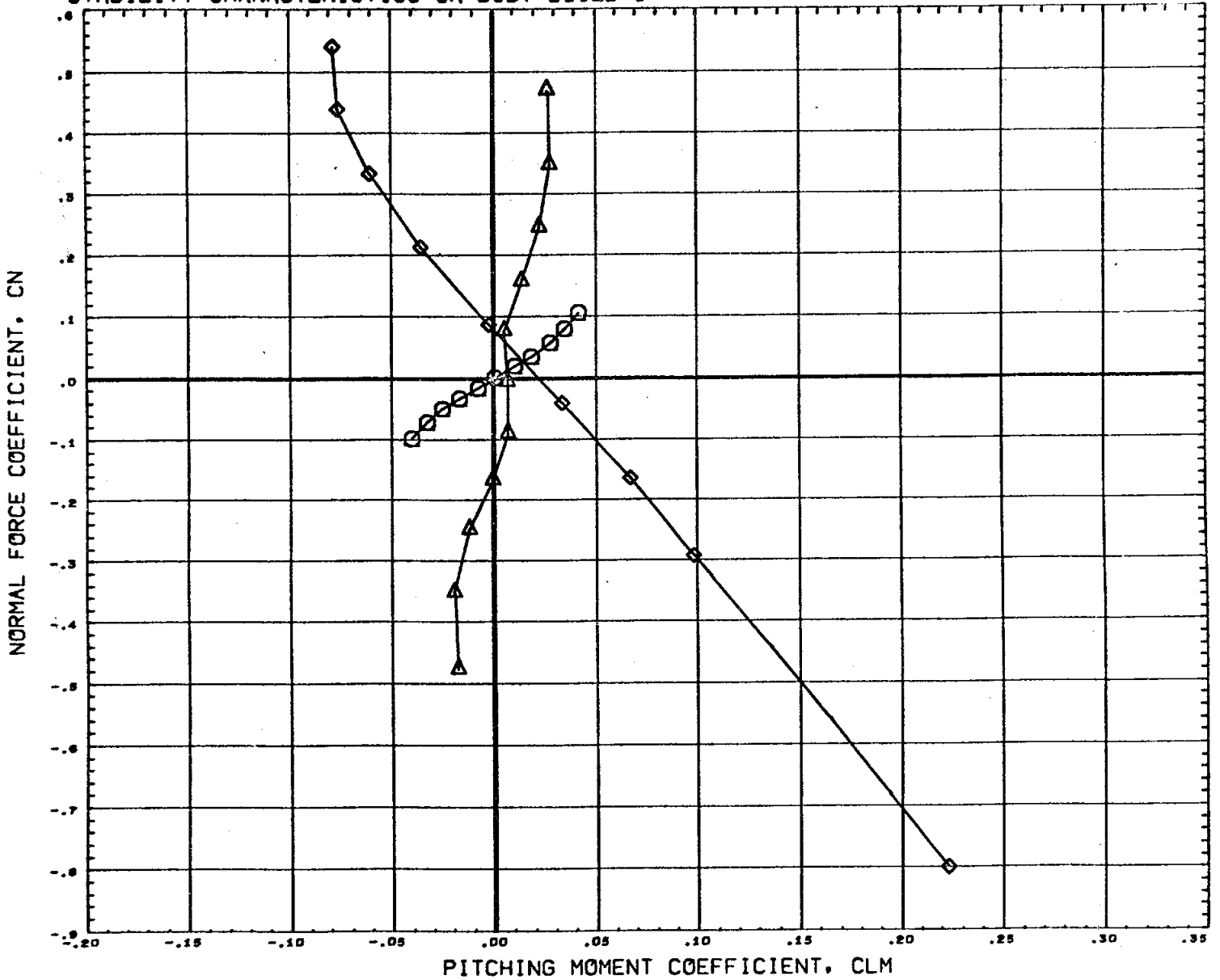


DATA SET SYMBOL	CONFIGURATION DESCRIPTION	PHI	ORBINC	RUDDER	AILRON	REFERENCE INFORMATION
(C77001)	M556 (IA1) NAR ATP BL LV (T3)	80.000				SREF 7.4190 SQ. IN. LREF 5.3120 IN.
(C77002)	M556 (IA1) NAR ATP BL LV (T3) (S1)	80.000	0.000	0.000	0.000	SREF 5.3120 IN. XHRP 4.8200 IN.
(C77006)	M556 (IA1) NAR ATP BL LV (O1) (T3) (S1)	80.000	0.000	0.000	0.000	YHRP 0.0000 IN. ZHRP 0.0000 IN. SCALE 0.0040

MACH 1.20

PAGE 41

STABILITY CHARACTERISTICS ON BODY BUILD-UP

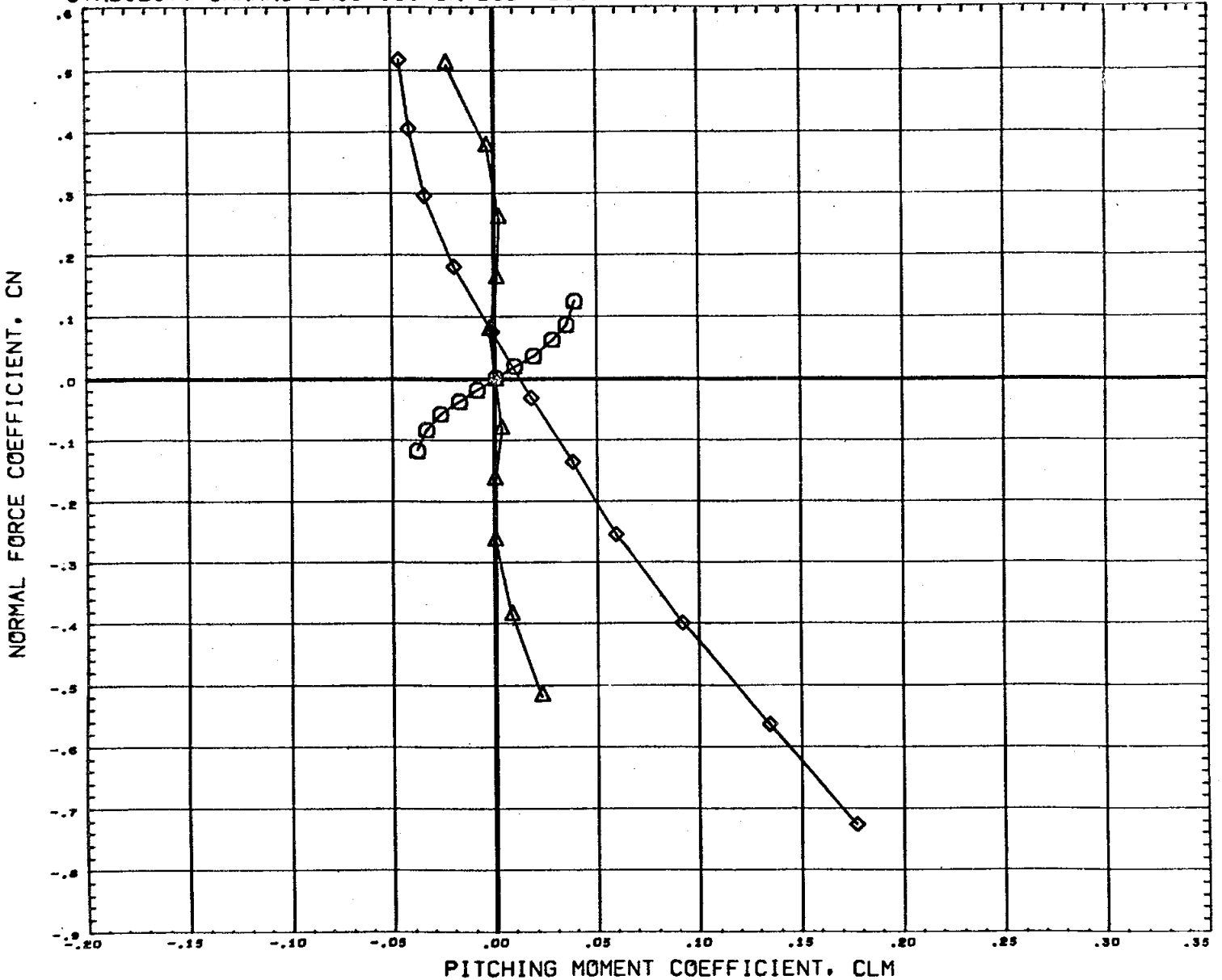


DATA SET SYMBOL	CONFIGURATION DESCRIPTION	PHI	ORBINC	RUDDER	AILRON	REFERENCE INFORMATION
(G77001)	M556 (IA1) NAR ATP BL LV (T3)	80.000	0.000	0.000	0.000	SREF 7.4190 SQ. IN.
(G77002)	M556 (IA1) NAR ATP BL LV (T3) (S1)	80.000	0.000	0.000	0.000	LREF 9.3120 IN.
(G77006)	M556 (IA1) NAR ATP BL LV (O1) (T3) (S1)	80.000	0.000	0.000	0.000	BREF 9.3120 IN.
(G77008)	DATA NOT AVAILABLE FOR ALL CONDITIONS					XHRP 4.8200 IN.
						YHRP 0.0000 IN.
						ZHRP 0.0000 IN.
						SCALE 0.0040

MACH 1.46

PAGE 42

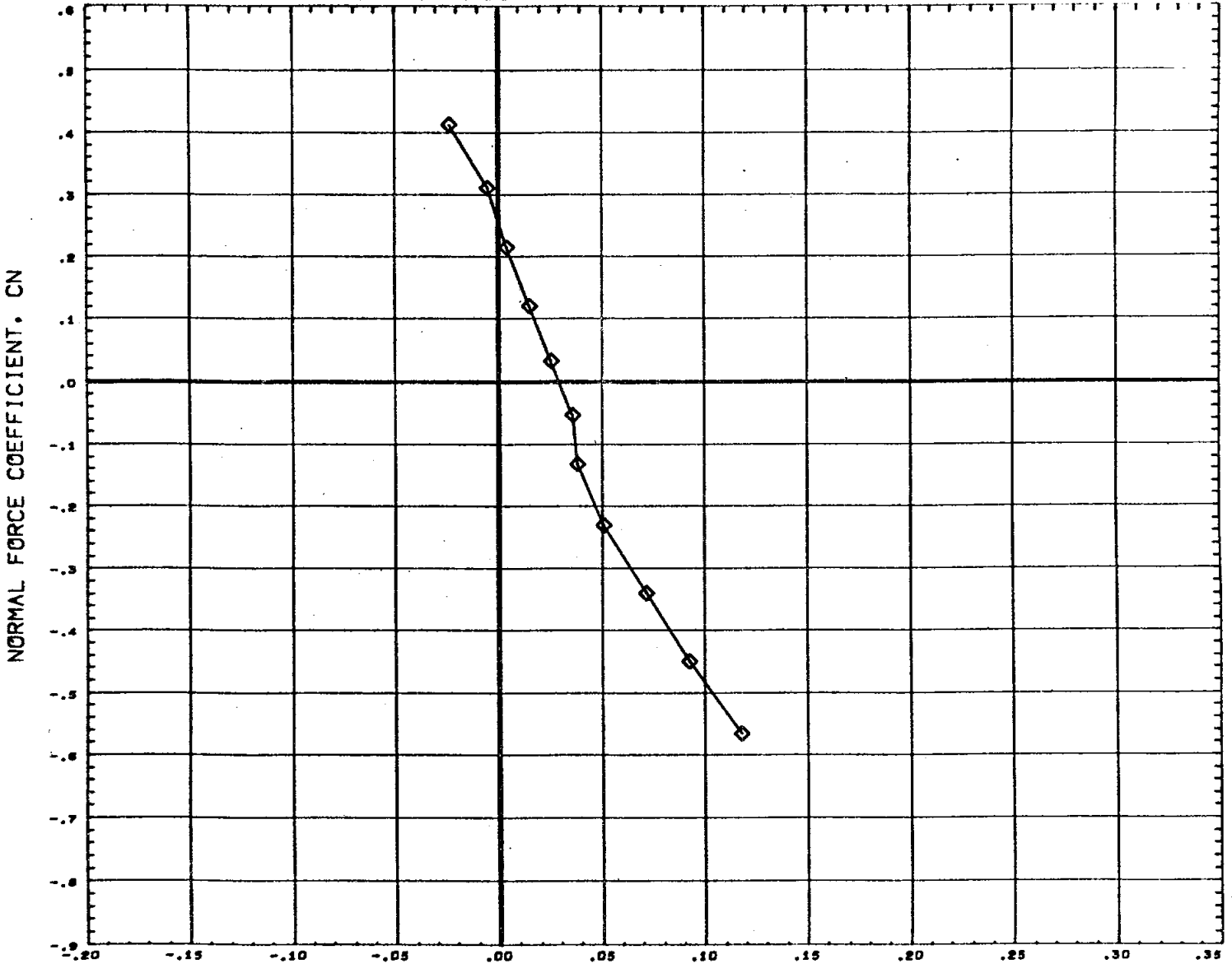
STABILITY CHARACTERISTICS ON BODY BUILD-UP



DATA SET SYMBOL	CONFIGURATION DESCRIPTION	PHI	ORBINC	RUDDER	AILRON	REFERENCE INFORMATION
(677001)	M556 (IA1) NAR ATP BL LV (T3)	60.000				SREF 7.4190 SQ. IN.
(677002)	M556 (IA1) NAR ATP BL LV (T3) (S1)	60.000				LREF 5.3120 IN.
(677006)	M556 (IA1) NAR ATP BL LV (O1) (T3) (S1)	60.000	0.000	0.000	0.000	BREF 5.3120 IN.
(677008)	DATA NOT AVAILABLE FOR ALL CONDITIONS	60.000	0.000	0.000	0.000	XMRP 4.8200 IN.
						YMRP 0.0000 IN.
						ZMRP 0.0000 IN.
						SCALE 0.0040

MACH 1.96

STABILITY CHARACTERISTICS ON BODY BUILD-UP



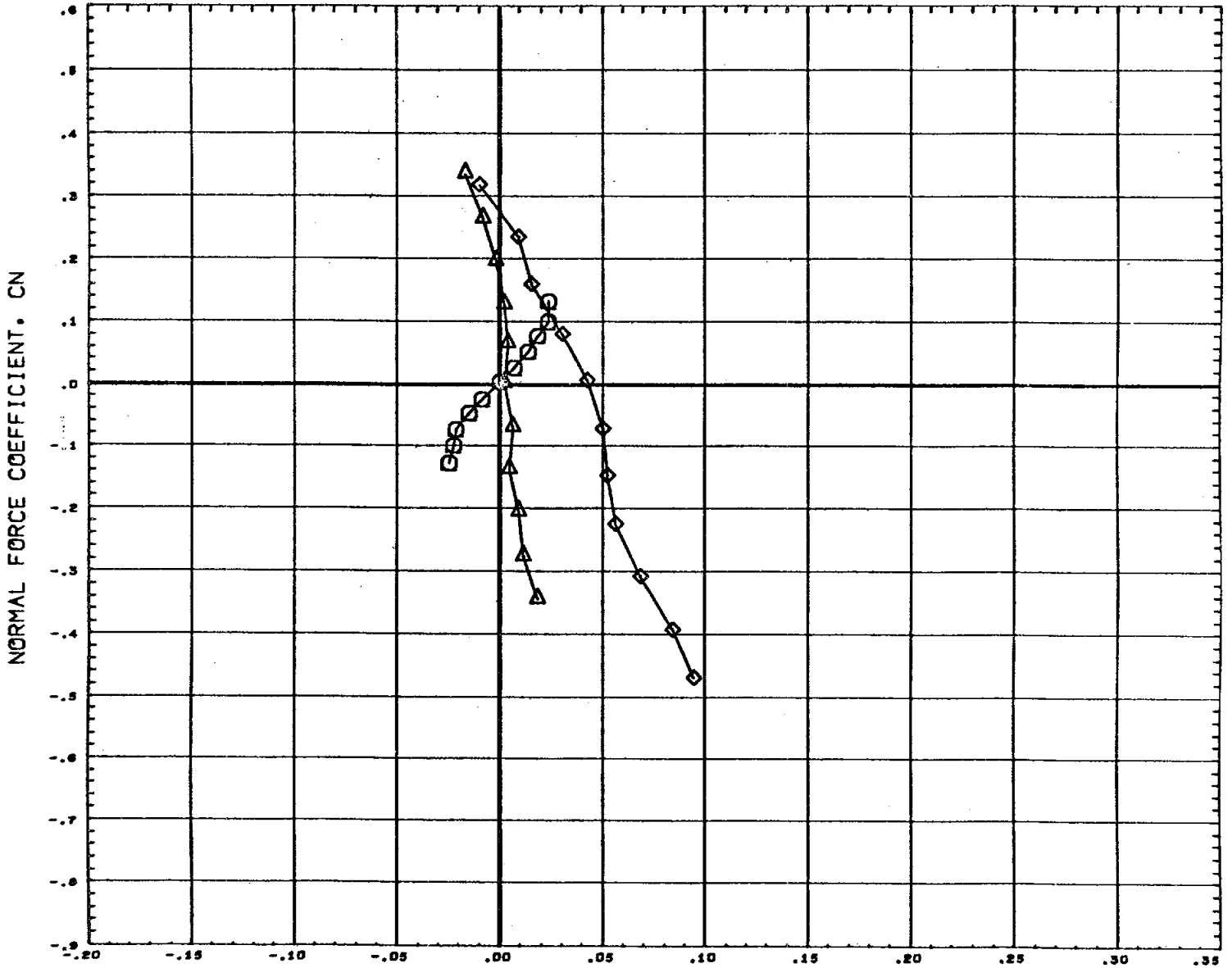
PITCHING MOMENT COEFFICIENT, CLM

DATA SET SYMBOL	CONFIGURATION DESCRIPTION	PHI	ORBINC	RUDDER	AILRON	REFERENCE INFORMATION
(677001)	DATA NOT AVAILABLE FOR ALL CONDITIONS					SREF 7.4190 SQ. IN.
(677002)	DATA NOT AVAILABLE FOR ALL CONDITIONS	80.000				LREF 5.3120 IN.
(677006)	M556 (IA1) WAR ATP BL LV (01) (73) (S1)	80.000	0.000	0.000	0.000	BREF 5.3120 IN.
(677008)	DATA NOT AVAILABLE FOR ALL CONDITIONS	80.000	0.000	0.000	0.000	XMRP 4.6200 IN.
						YMRP 0.0000 IN.
						ZMRP 0.0000 IN.
						SCALE 0.0040

MACH 2.99

PAGE 44

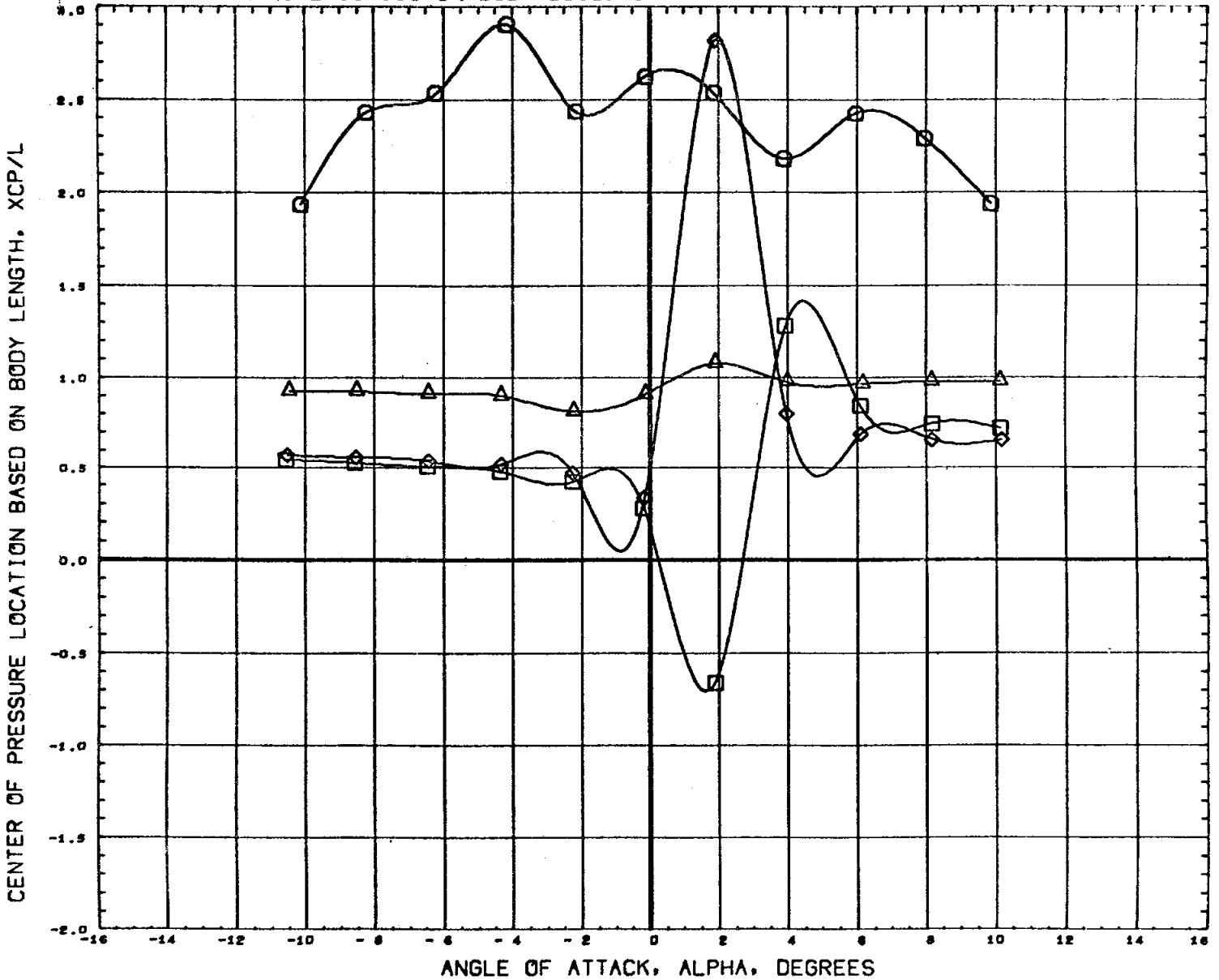
STABILITY CHARACTERISTICS ON BODY BUILD-UP



DATA SET SYMBOL	CONFIGURATION DESCRIPTION	PHI	ORBINC	RUDDER	AILRON	REFERENCE INFORMATION
(677001)	M556 (IA1) NAR ATP BL LV (T3)	80.000	0.000	0.000	0.000	SREF 7.4190 SQ. IN.
(677002)	M556 (IA1) NAR ATP BL LV (T3) (S1)	80.000	0.000	0.000	0.000	LREF 5.3120 IN.
(677006)	M556 (IA1) NAR ATP BL LV (O1) (T3) (S1)	80.000	0.000	0.000	0.000	BREF 5.3120 IN.
(677008)	DATA NOT AVAILABLE FOR ALL CONDITIONS	80.000	0.000	0.000	0.000	XNRP 4.8200 IN.
						YNRP 0.0000 IN.
						ZNRP 0.0000 IN.
						SCALE 0.0040

MACH 4.96

STABILITY CHARACTERISTICS ON BODY BUILD-UP

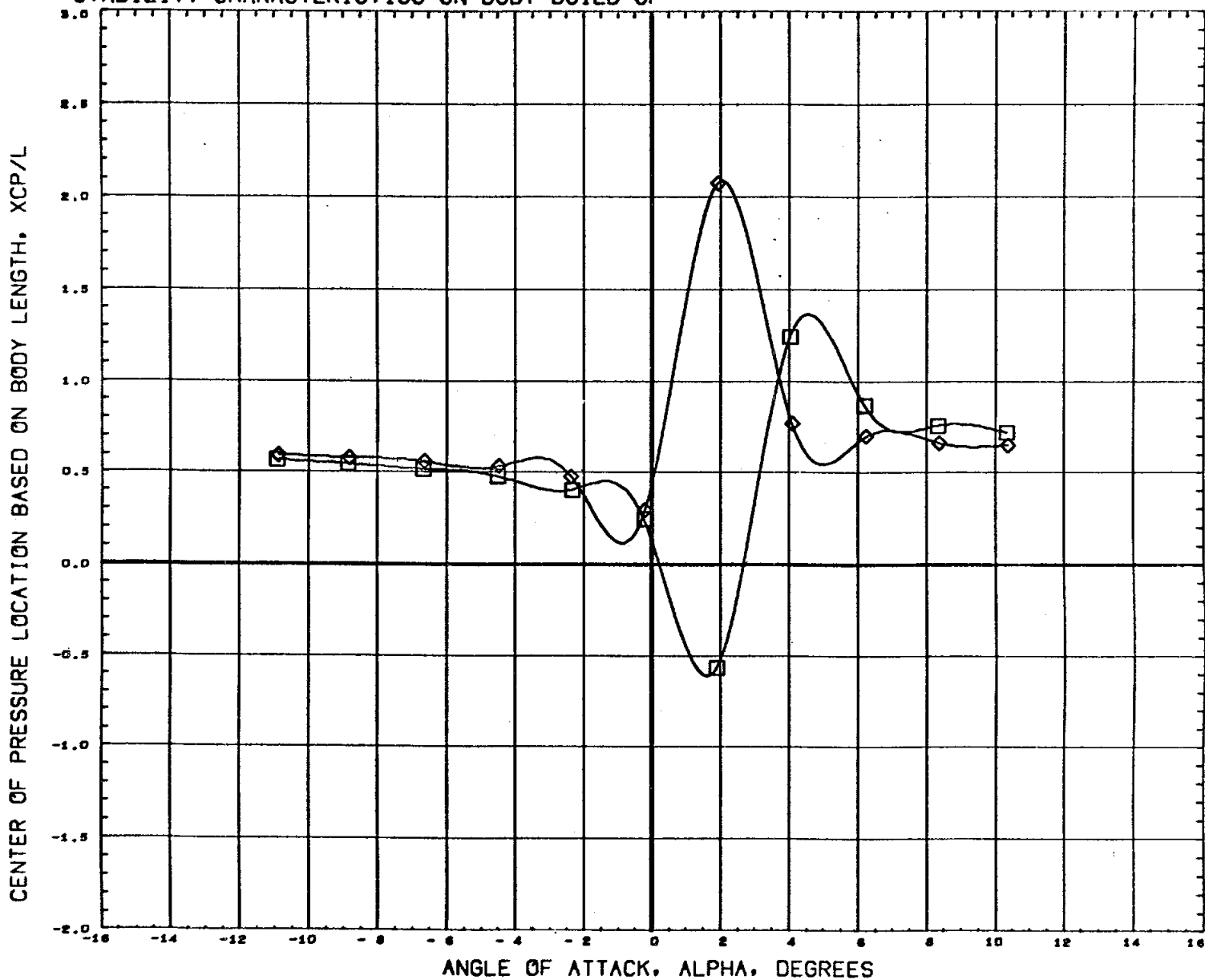


DATA SET SYMBOL	CONFIGURATION DESCRIPTION	PHI	ORBINC	RUDDER	AILRON	REFERENCE INFORMATION
(677001)	M556 (IA1) NAR ATP BL LV (T3)					SREF 7.4190 SQ. IN.
(677002)	M556 (IA1) NAR ATP BL LV (T3) (S1)	80.000				LREF 5.3120 IN.
(677006)	M556 (IA1) NAR ATP BL LV (O1) (T3) (S1)	80.000	0.000	0.000	0.000	BREF 5.3120 IN.
(677008)	M556 (IA1) NAR ATP BL LV (O2) (T3) (S1)	80.000	0.000	0.000	0.000	XMRP 4.8200 IN.
						YMRP 0.0000 IN.
						ZMRP 0.0000 IN.
						SCALE 0.0040

MACH .60

PAGE 46

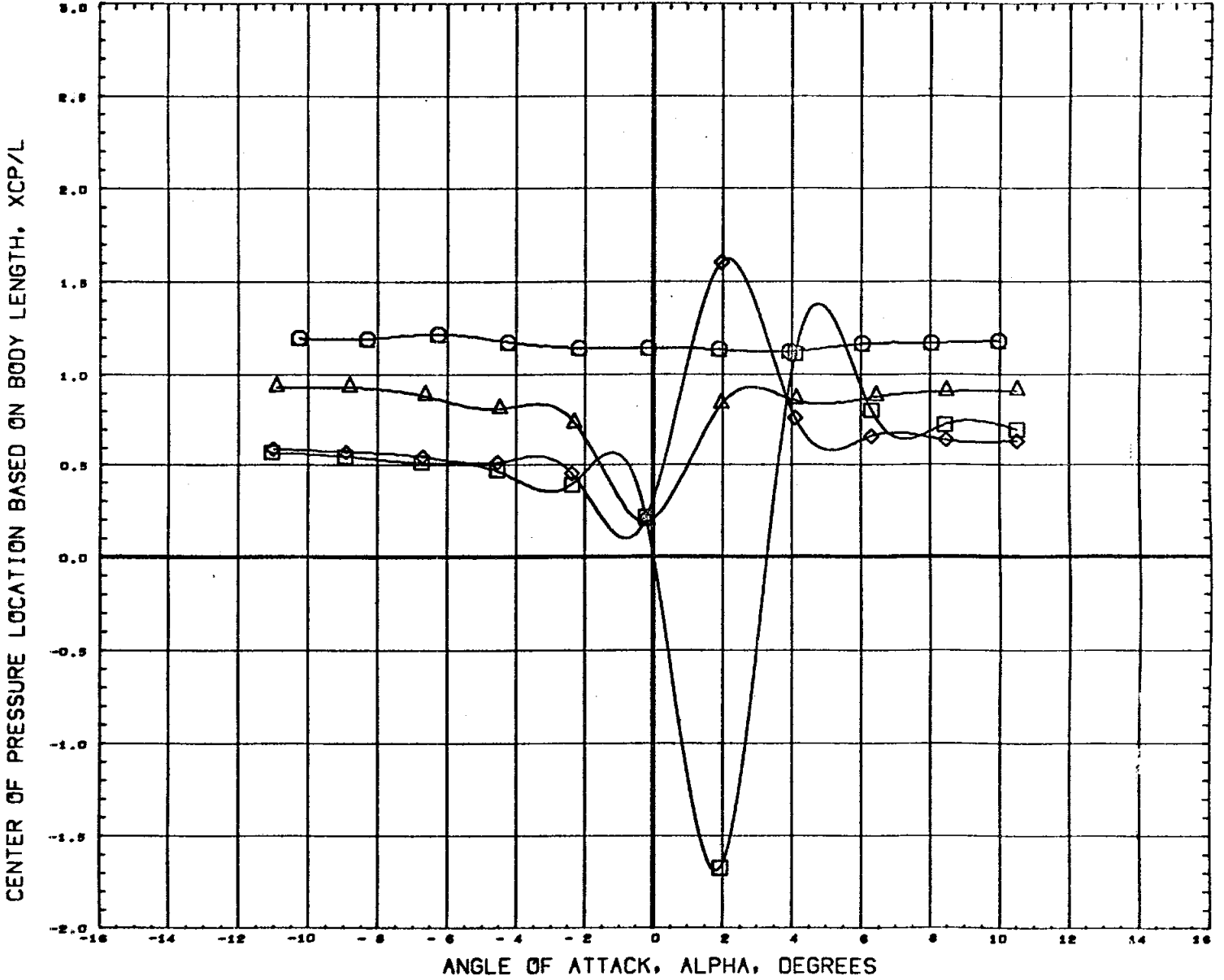
STABILITY CHARACTERISTICS ON BODY BUILD-UP



DATA SET SYMBOL	CONFIGURATION DESCRIPTION	PHI	ORBINC	RUDDER	AILRON	REFERENCE INFORMATION	
(677001)	DATA NOT AVAILABLE FOR ALL CONDITIONS					SREF	7.4190 39 IN.
(677002)	DATA NOT AVAILABLE FOR ALL CONDITIONS	80.000				LREF	5.3120 IN.
(677006)	M556 (IA1) NAR ATP BL LV (O1) (T3) (S1)	80.000	0.000	0.000	0.000	BREF	5.3120 IN.
(677008)	M556 (IA1) NAR ATP BL LV (O2) (T3) (S1)	80.000	0.000	0.000	0.000	XMRP	4.6200 IN.
						YMRP	0.0000 IN.
						ZMRP	0.0000 IN.
						SCALE	0.0040

MACH .80

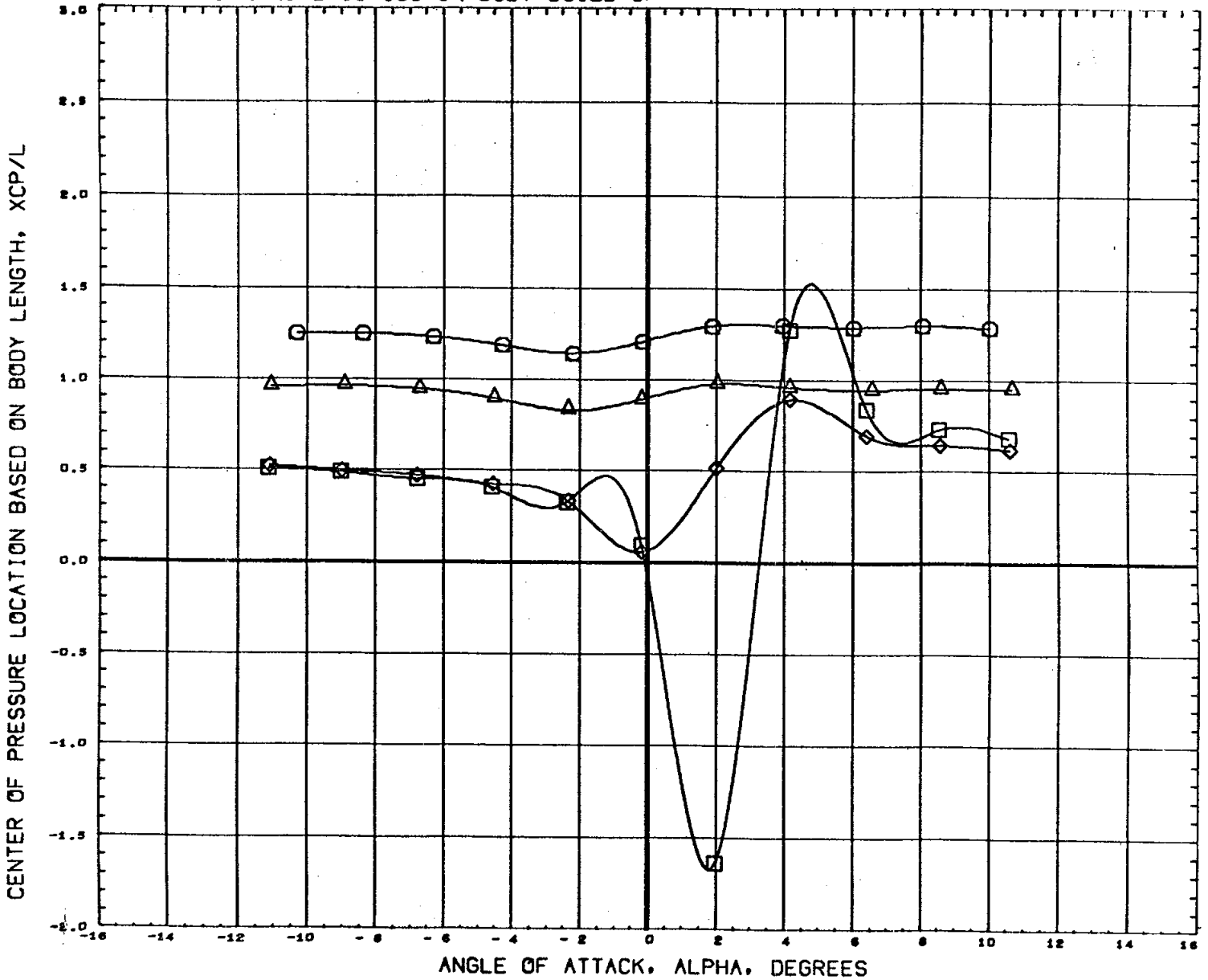
STABILITY CHARACTERISTICS ON BODY BUILD-UP



DATA SET SYMBOL	CONFIGURATION DESCRIPTION	PHI	ORBINC	RUDDER	AILRON	REFERENCE INFORMATION
(677001)	M556 (IA1) NAR ATP BL LV (T3)	80.000				SREF 7.4190 sq. in.
(677002)	M556 (IA1) NAR ATP BL LV (T3) (S1)	80.000				LREF 5.3120 in.
(677006)	M556 (IA1) NAR ATP BL LV (O1) (T3) (S1)	80.000	0.000	0.000	0.000	BREF 5.3120 in.
(677008)	M556 (IA1) NAR ATP BL LV (O2) (T3) (S1)	80.000	0.000	0.000	0.000	XMRP 4.8200 in.
						YMRP 0.0000 in.
						ZMRP 0.0000 in.
						SCALE 0.0040

MACH .90

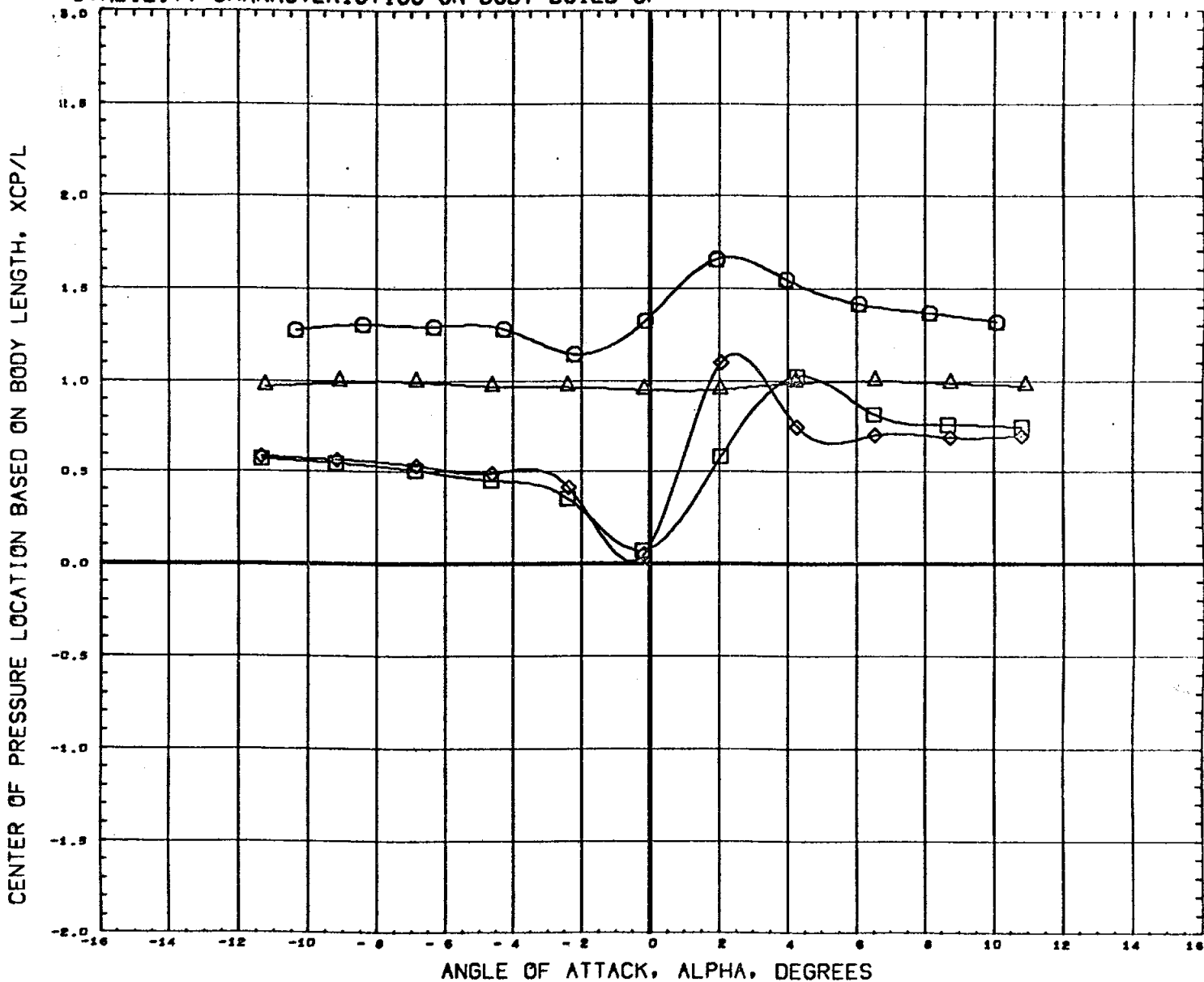
STABILITY CHARACTERISTICS ON BODY BUILD-UP



DATA SET SYMBOL	CONFIGURATION DESCRIPTION	PHI	ORBINC	RUDDER	AILRON	REFERENCE INFORMATION
(677001)	M556 (IA1) NAR ATP BL LV (T3)					SREF 7.4190 SQ. IN.
(677002)	M556 (IA1) NAR ATP BL LV (T3) (S1)	80.000				LREF 5.3120 IN.
(677006)	M556 (IA1) NAR ATP BL LV (O1) (T3) (S1)	80.000	0.000	0.000	0.000	BREF 5.3120 IN.
(677008)	M556 (IA1) NAR ATP BL LV (O2) (T3) (S1)	80.000	0.000	0.000	0.000	XMRP 4.6200 IN.
						YMRP 0.0000 IN.
						ZMRP 0.0000 IN.
						SCALE 0.0040

MACH 1.00

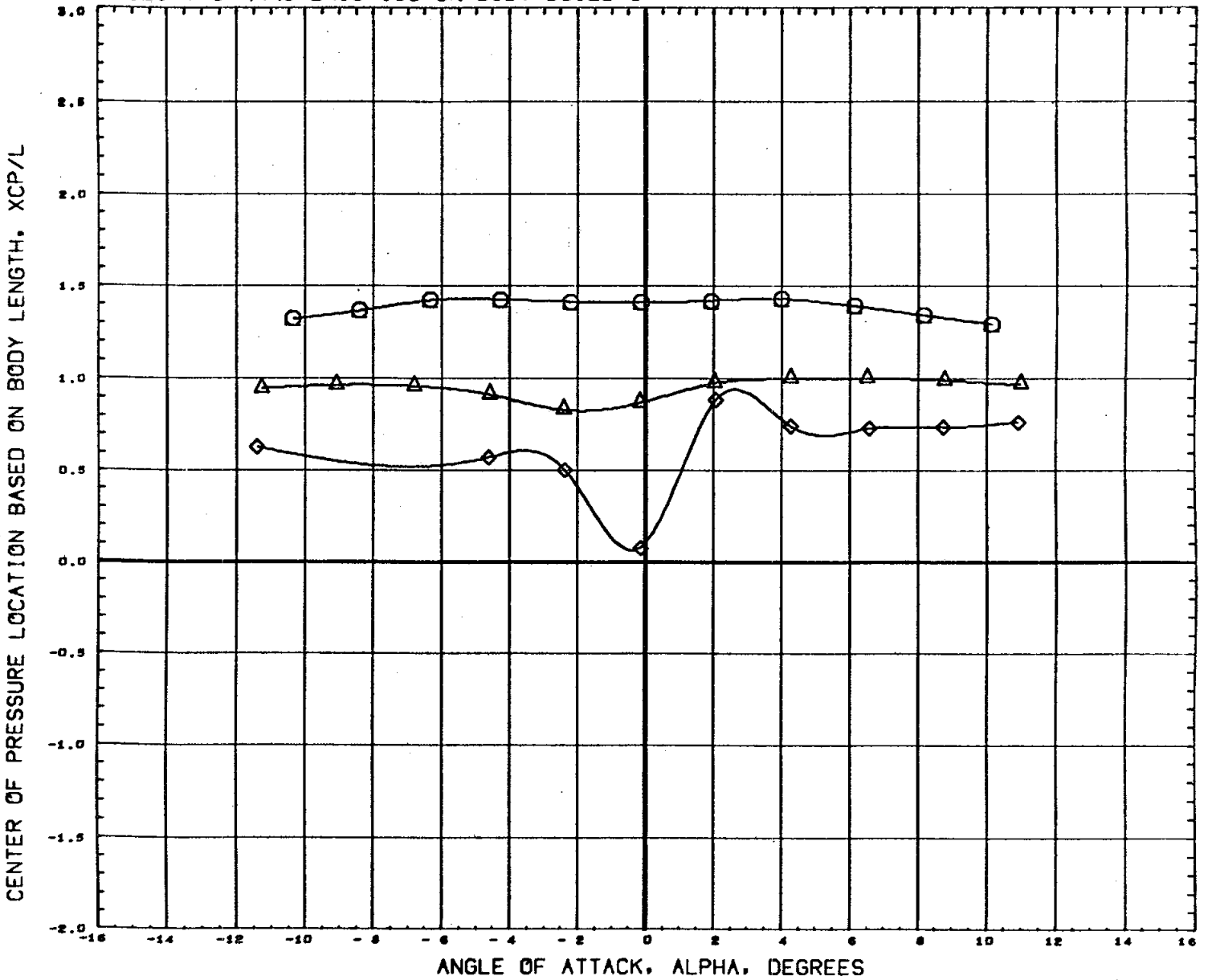
STABILITY CHARACTERISTICS ON BODY BUILD-UP



DATA SET SYMBOL	CONFIGURATION DESCRIPTION	PHI	ORBINC	RUDDER	AILRON	REFERENCE INFORMATION
(G77001)	M556 (IA1) NAR ATP BL LV (T3)	80.000				SREF 7.4190 SQ. IN.
(G77002)	M556 (IA1) NAR ATP BL LV (T3) (S1)	80.000				LREF 5.3120 IN.
(G77006)	M556 (IA1) NAR ATP BL LV (O1) (T3) (S1)	80.000	0.000	0.000	0.000	BREF 5.3120 IN.
(G77008)	M556 (IA1) NAR ATP BL LV (O2) (T3) (S1)	80.000	0.000	0.000	0.000	XMRP 4.8200 IN.
						YMRP 0.0000 IN.
						ZMRP 0.0000 IN.
						SCALE 0.0040

MACH 1.20

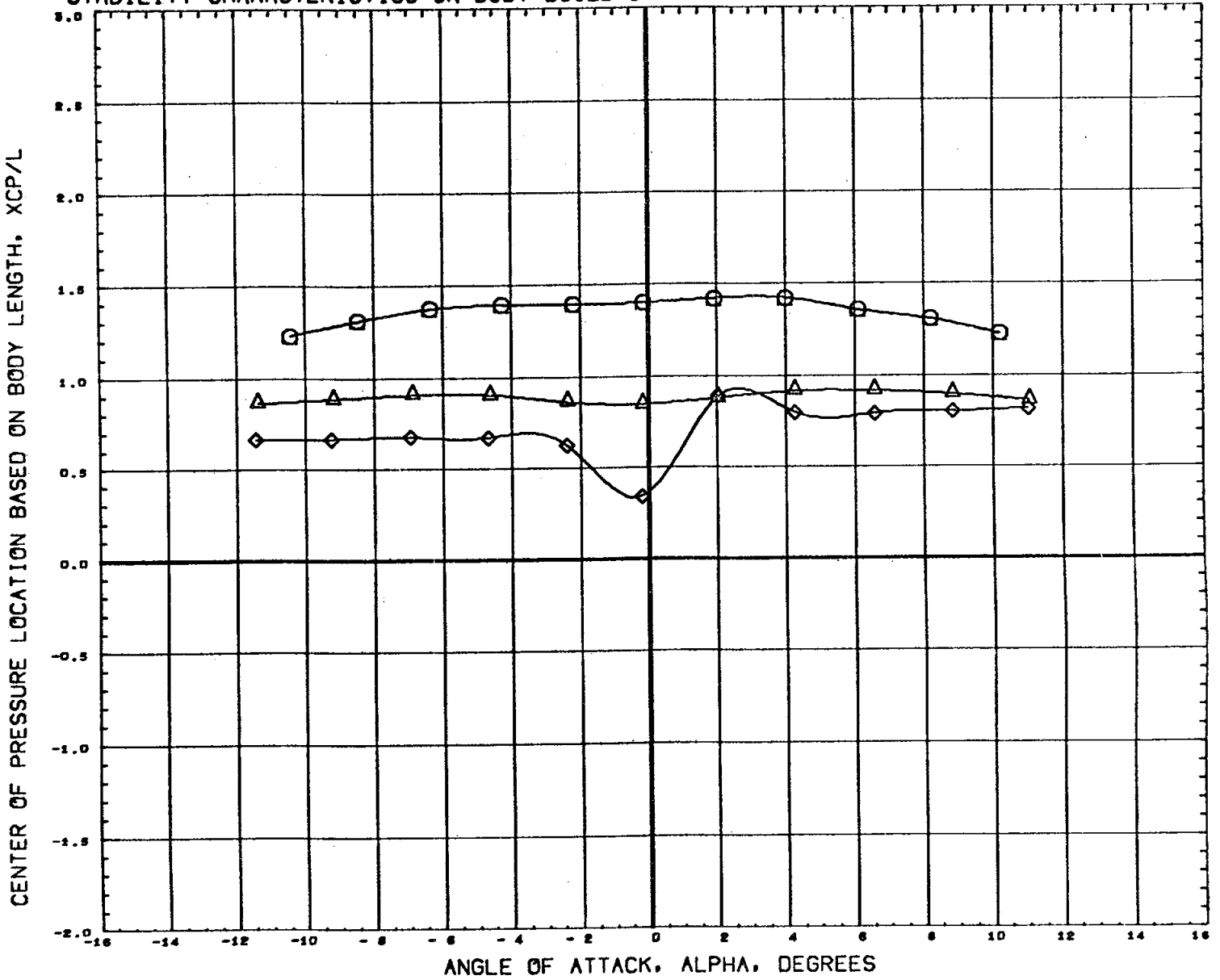
STABILITY CHARACTERISTICS ON BODY BUILD-UP



DATA SET SYMBOL	CONFIGURATION DESCRIPTION	PHI	ORBINC	RUDDER	AILRON	REFERENCE INFORMATION
(677001)	M556 (IA1) NAR ATP BL LV (T3)					SREF 7.4190 SQ. IN.
(677002)	M556 (IA1) NAR ATP BL LV (T3) (S1)	80.000				LREF 5.3120 IN.
(677006)	M556 (IA1) NAR ATP BL LV (O1) (T3) (S1)	80.000	0.000	0.000	0.000	BREF 5.3120 IN.
(677008)	DATA NOT AVAILABLE FOR ALL CONDITIONS	80.000	0.000	0.000	0.000	XMRP 4.6200 IN.
						YMRP 0.0000 IN.
						ZMRP 0.0000 IN.
						SCALE 0.0040

MACH 1.46

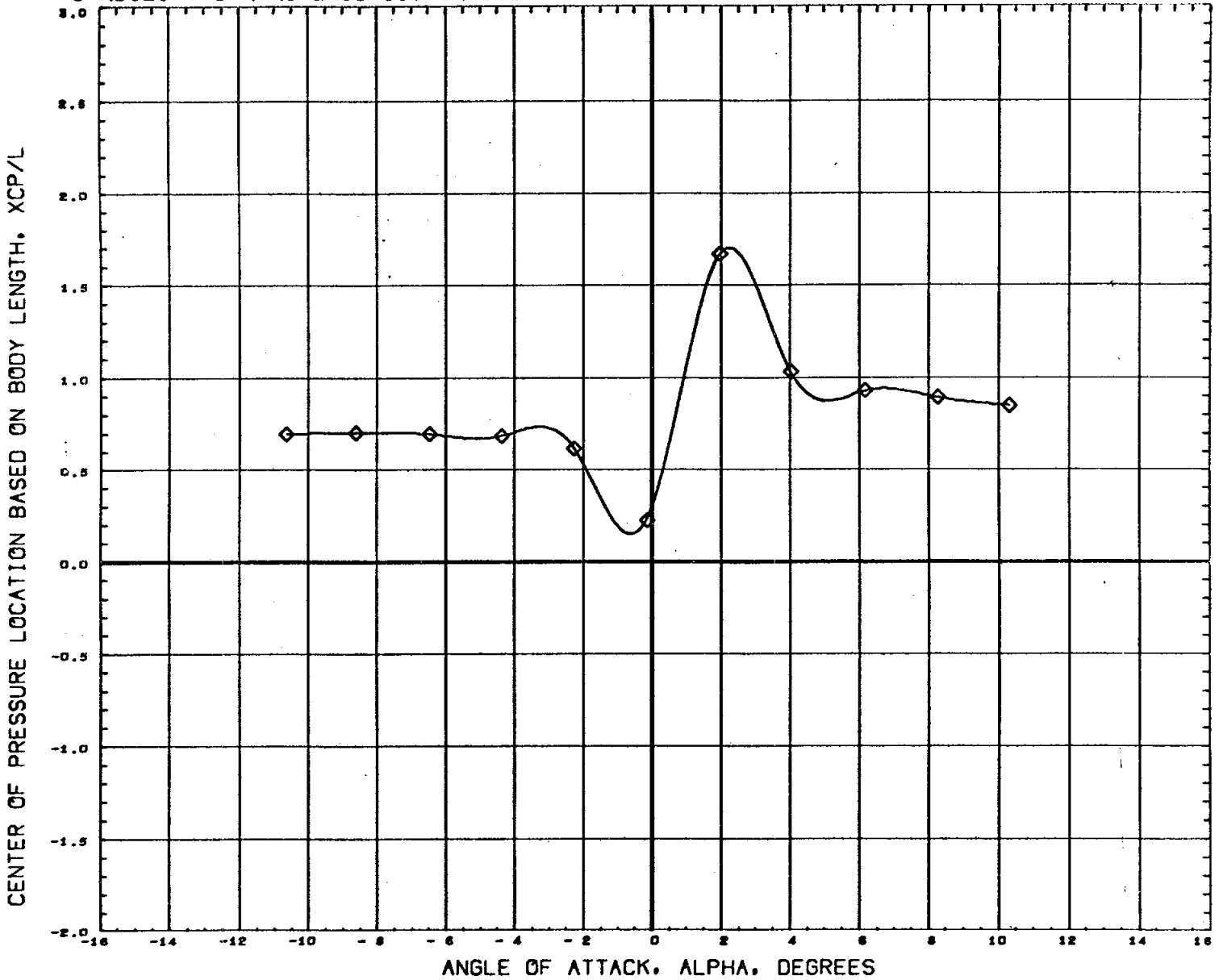
STABILITY CHARACTERISTICS ON BODY BUILD-UP



DATA SET SYMBOL	CONFIGURATION DESCRIPTION	PHI	ORBINC	RUDDER	AILRON	REFERENCE INFORMATION
(677001)	M556 (IA1) NAR ATP BL LV (T3)	80.000				SREF 7.4190 SQ. IN.
(677002)	M556 (IA1) NAR ATP BL LV (T3) (S1)	80.000	0.000	0.000	0.000	LREF 5.3120 IN.
(677006)	M556 (IA1) NAR ATP BL LV (O1) (T3) (S1)	80.000	0.000	0.000	0.000	BREF 5.3120 IN.
(677006)	DATA NOT AVAILABLE FOR ALL CONDITIONS					XMRP 4.8200 IN.
						YMRP 0.0000 IN.
						ZMRP 0.0000 IN.
						SCALE 0.0040

MACH 1.96

STABILITY CHARACTERISTICS ON BODY BUILD-UP

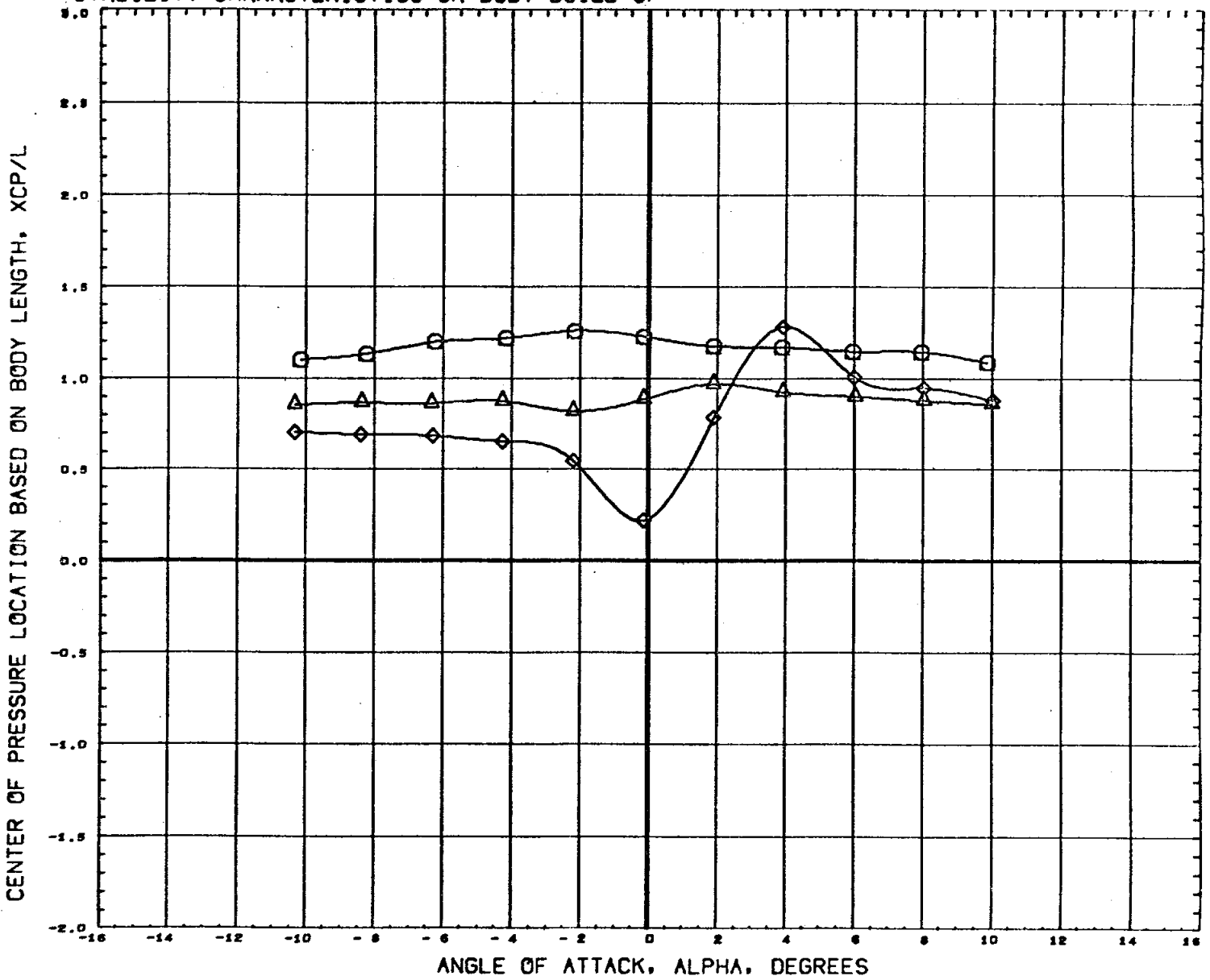


DATA SET SYMBOL	CONFIGURATION DESCRIPTION	PHI	ORBINC	RUDDER	AILRON	REFERENCE INFORMATION
(677001)	DATA NOT AVAILABLE FOR ALL CONDITIONS	80.000				SREF 7.4190 SQ. IN.
(677002)	DATA NOT AVAILABLE FOR ALL CONDITIONS	80.000	0.000	0.000	0.000	LREF 5.3120 IN.
(677006)	M556(IA1) NAR ATP BL LV (O1) (T3) (S1)	80.000	0.000	0.000	0.000	BREF 5.3120 IN.
(677008)	DATA NOT AVAILABLE FOR ALL CONDITIONS	80.000	0.000	0.000	0.000	XMRP 4.8200 IN.
						YMRP 0.0000 IN.
						ZMRP 0.0000 IN.
						SCALE 0.0040

MACH 2.99

PAGE 53

STABILITY CHARACTERISTICS ON BODY BUILD-UP

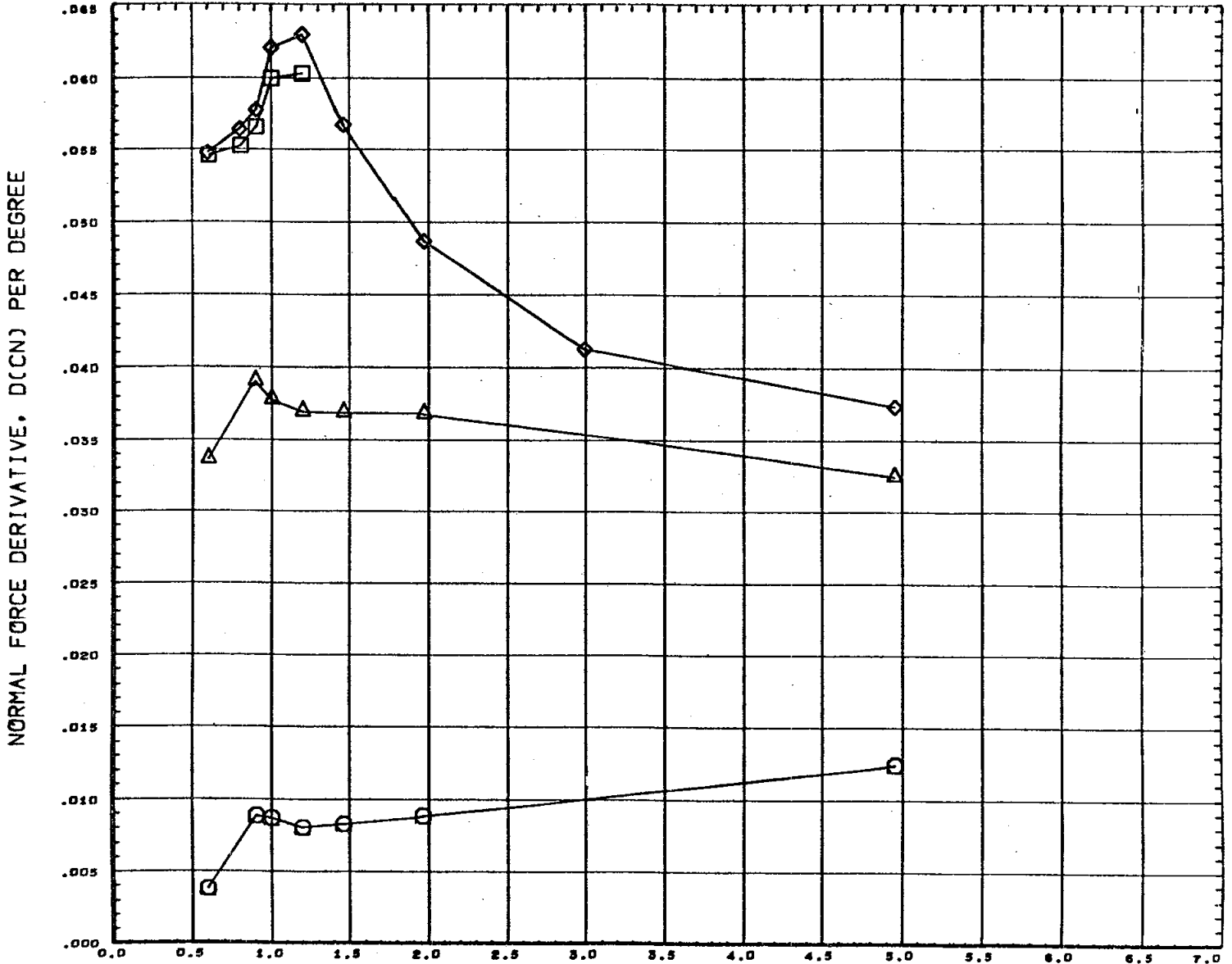


DATA SET SYMBOL	CONFIGURATION DESCRIPTION	PHI	ORBINC	RUDDER	AILRON	REFERENCE INFORMATION
(677001)	M556 (IA1) NAR ATP BL LV (T3)	80.000	0.000	0.000	0.000	SREF 7.4190 30. IN.
(677002)	M556 (IA1) NAR ATP BL LV (T3) (S1)	80.000	0.000	0.000	0.000	LREF 5.3120 IN.
(677006)	M556 (IA1) NAR ATP BL LV (O1) (T3) (S1)	80.000	0.000	0.000	0.000	BREF 5.3120 IN.
(677008)	DATA NOT AVAILABLE FOR ALL CONDITIONS	80.000	0.000	0.000	0.000	XMRP 4.8200 IN.
						YMRP 0.0000 IN.
						ZMRP 0.0000 IN.
						SCALE 0.0040

MACH 4.96

PAGE 54

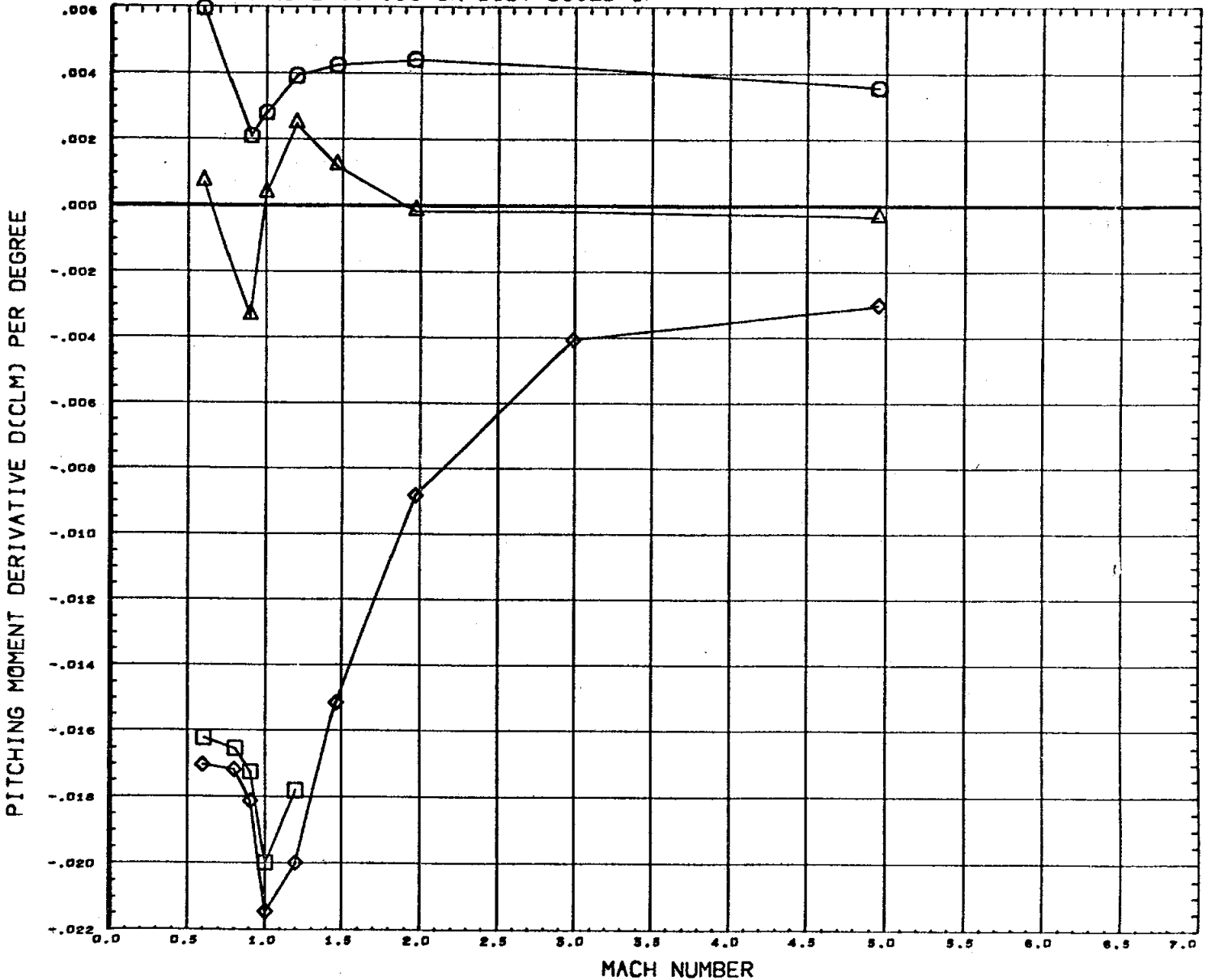
STABILITY CHARACTERISTICS ON BODY BUILD-UP



MACH NUMBER

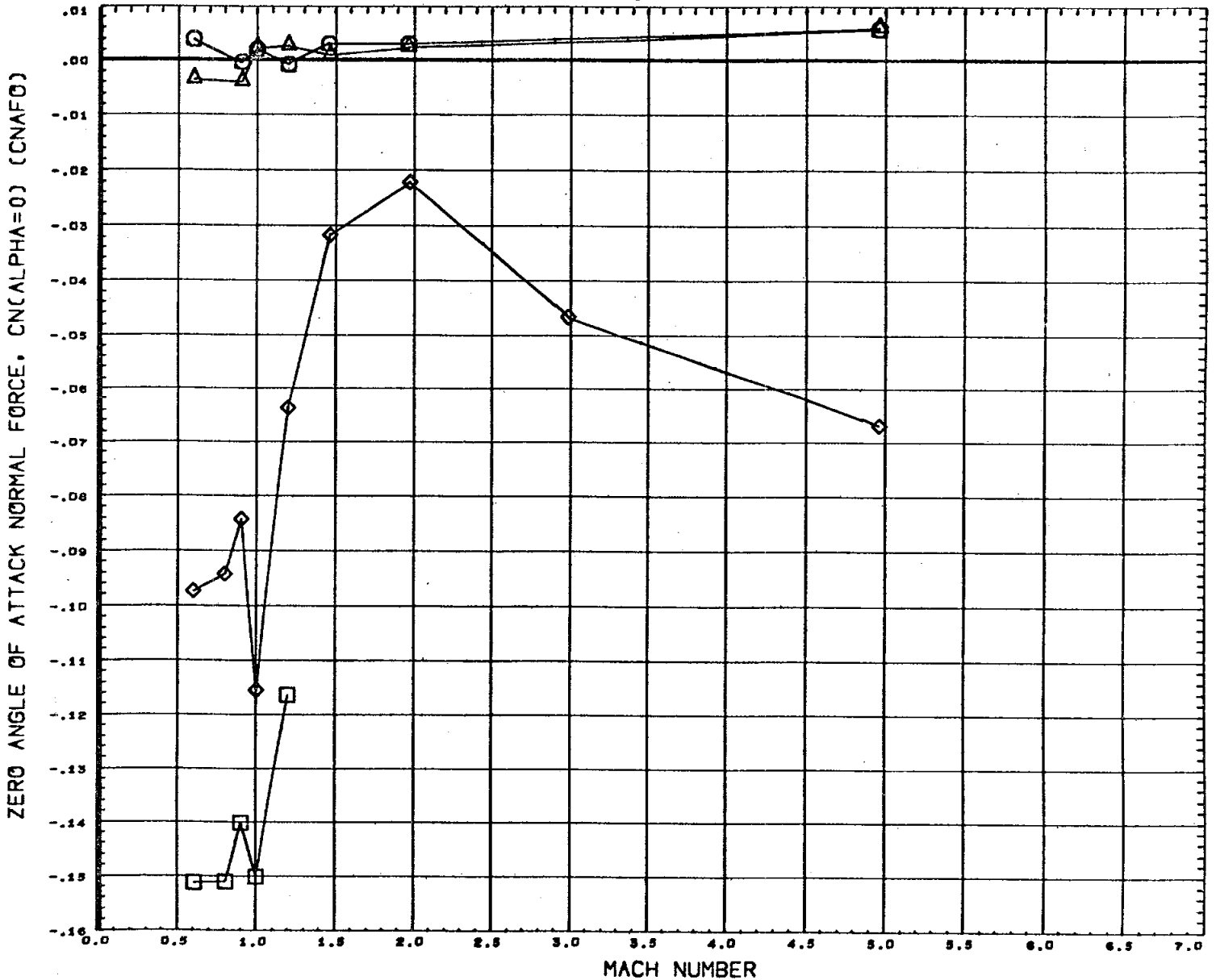
DATA SET SYMBOL	CONFIGURATION DESCRIPTION	PHI	ORBINC	RUDDER	AILRON	REFERENCE INFORMATION
(677001)	M556 (IA1) NAR ATP BL LV (T3)	80,000				SREF 7.4190 SQ. IN.
(677002)	M556 (IA1) NAR ATP BL LV (T3) (S1)	80,000	0.000	0.000	0.000	LREF 5.3120 IN.
(677006)	M556 (IA1) NAR ATP BL LV (O1) (T3) (S1)	80,000	0.000	0.000	0.000	BREF 5.3120 IN.
(677008)	M556 (IA1) NAR ATP BL LV (O2) (T3) (S1)	80,000	0.000	0.000	0.000	XMRP 4.6200 IN.
						YMRP 0.0000 IN.
						ZMRP 0.0000 IN.
						SCALE 0.0040

STABILITY CHARACTERISTICS ON BODY BUILD-UP



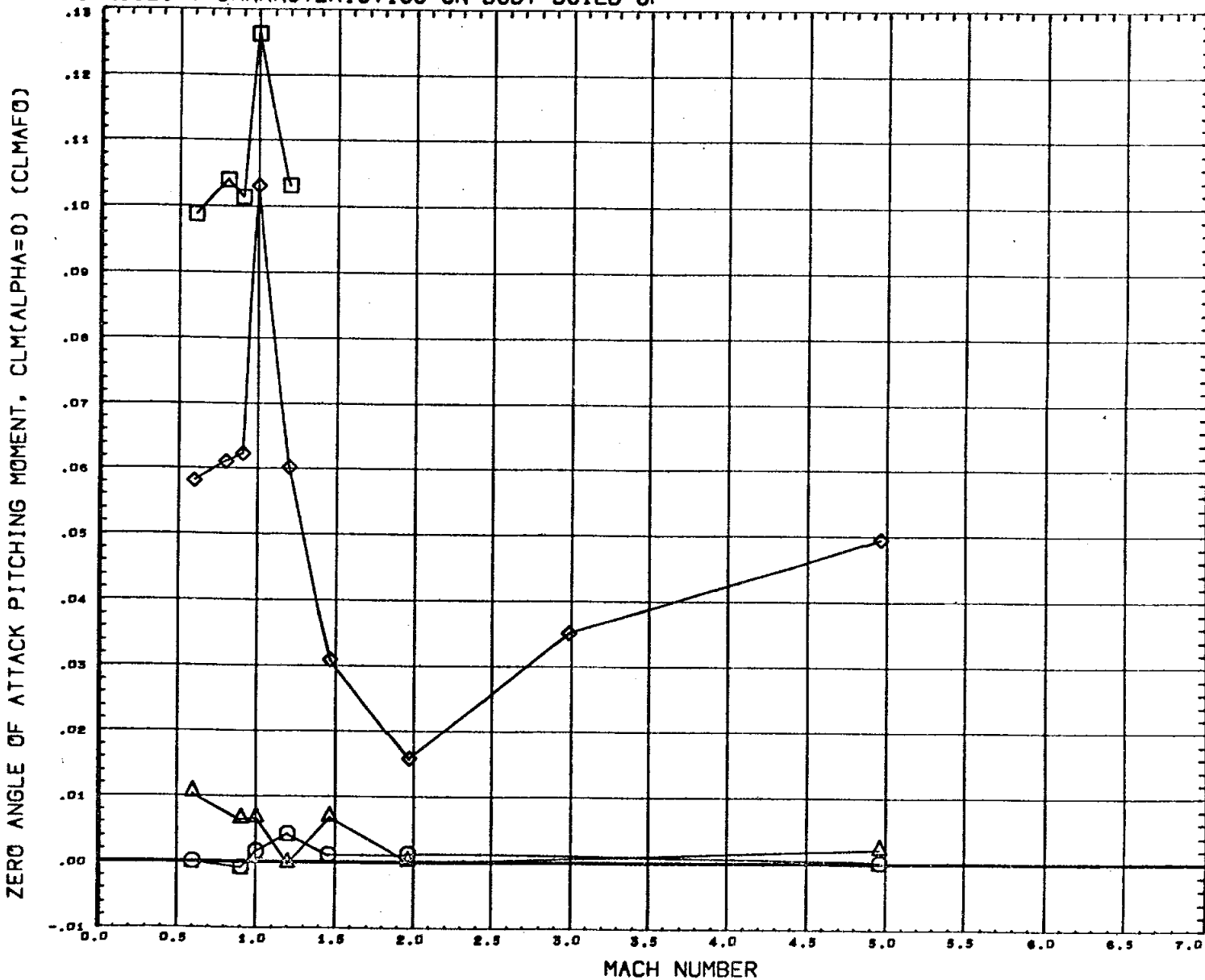
DATA SET SYMBOL	CONFIGURATION DESCRIPTION	PHI	ORBINC	RUDDER	AILRON	REFERENCE INFORMATION
(C77001)	M596 (IA1) NAR ATP BL LV (T3)	80.000				BREF 7.4190 SQ. IN.
(C77002)	M596 (IA1) NAR ATP BL LV (T3) (S1)	80.000				LREF 5.3120 IN.
(C77006)	M596 (IA1) NAR ATP BL LV (O1) (T3) (S1)	80.000	0.000	0.000	0.000	BREF 5.3120 IN.
(C77008)	M596 (IA1) NAR ATP BL LV (O2) (T3) (S1)	80.000	0.000	0.000	0.000	XMRP 4.8200 IN.
						VMRP 0.0000 IN.
						ZMRP 0.0000 IN.
						SCALE 0.0040

STABILITY CHARACTERISTICS ON BODY BUILD-UP



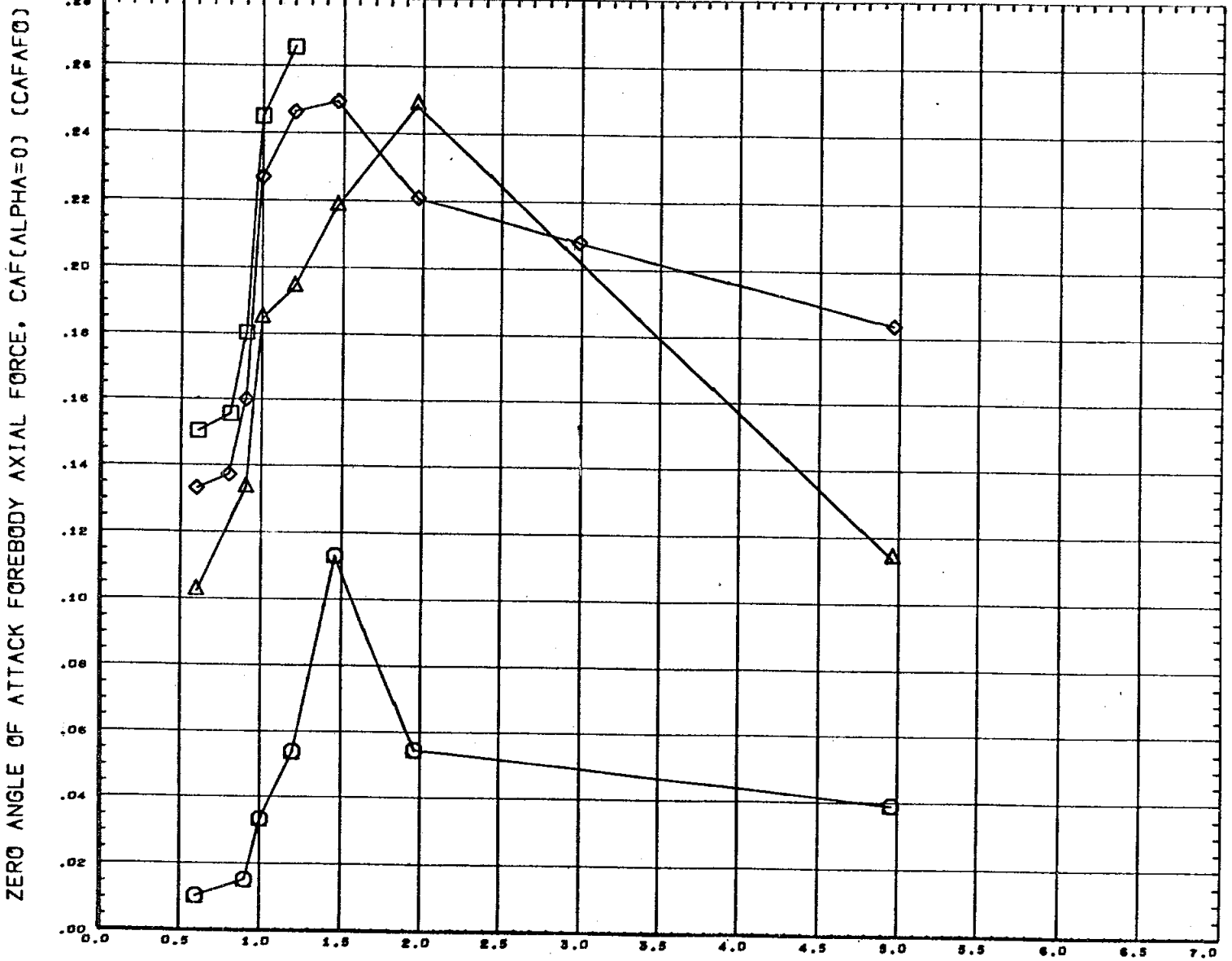
DATA SET SYMBOL	CONFIGURATION DESCRIPTION	PHI	ORBINC	RUDDER	AILRON	REFERENCE INFORMATION
(677001)	M556 (IA1) NAR ATP BL LV (T3)					SREF 7.4190 SQ. IN.
(677002)	M556 (IA1) NAR ATP BL LV (T3) (S1)	60.000				LREF 5.3120 IN.
(677006)	M556 (IA1) NAR ATP BL LV (O1) (T3) (S1)	60.000	0.000	0.000	0.000	BREF 5.3120 IN.
(677008)	M556 (IA1) NAR ATP BL LV (O2) (T3) (S1)	60.000	0.000	0.000	0.000	XMRP 4.8200 IN.
						YMRP 0.0000 IN.
						ZMRP 0.0000 IN.
						SCALE 0.0040

STABILITY CHARACTERISTICS ON BODY BUILD-UP



DATA SET SYMBOL	CONFIGURATION DESCRIPTION	PHI	ORBINC	RUDDER	AILRON	REFERENCE INFORMATION
(677001)	M556 (IA1) NAR ATP BL LV (T3)	80.000				SREF 7.4190 30. IN.
(677002)	M556 (IA1) NAR ATP BL LV (T3) (S1)	80.000				LREF 5.3120 IN.
(677006)	M556 (IA1) NAR ATP BL LV (O1) (T3) (S1)	80.000	0.000	0.000	0.000	BREF 5.3120 IN.
(677008)	M556 (IA1) NAR ATP BL LV (O2) (T3) (S1)	80.000	0.000	0.000	0.000	XHRP 4.6200 IN.
						YHRP 0.0000 IN.
						ZHRP 0.0000 IN.
						SCALE 0.0040

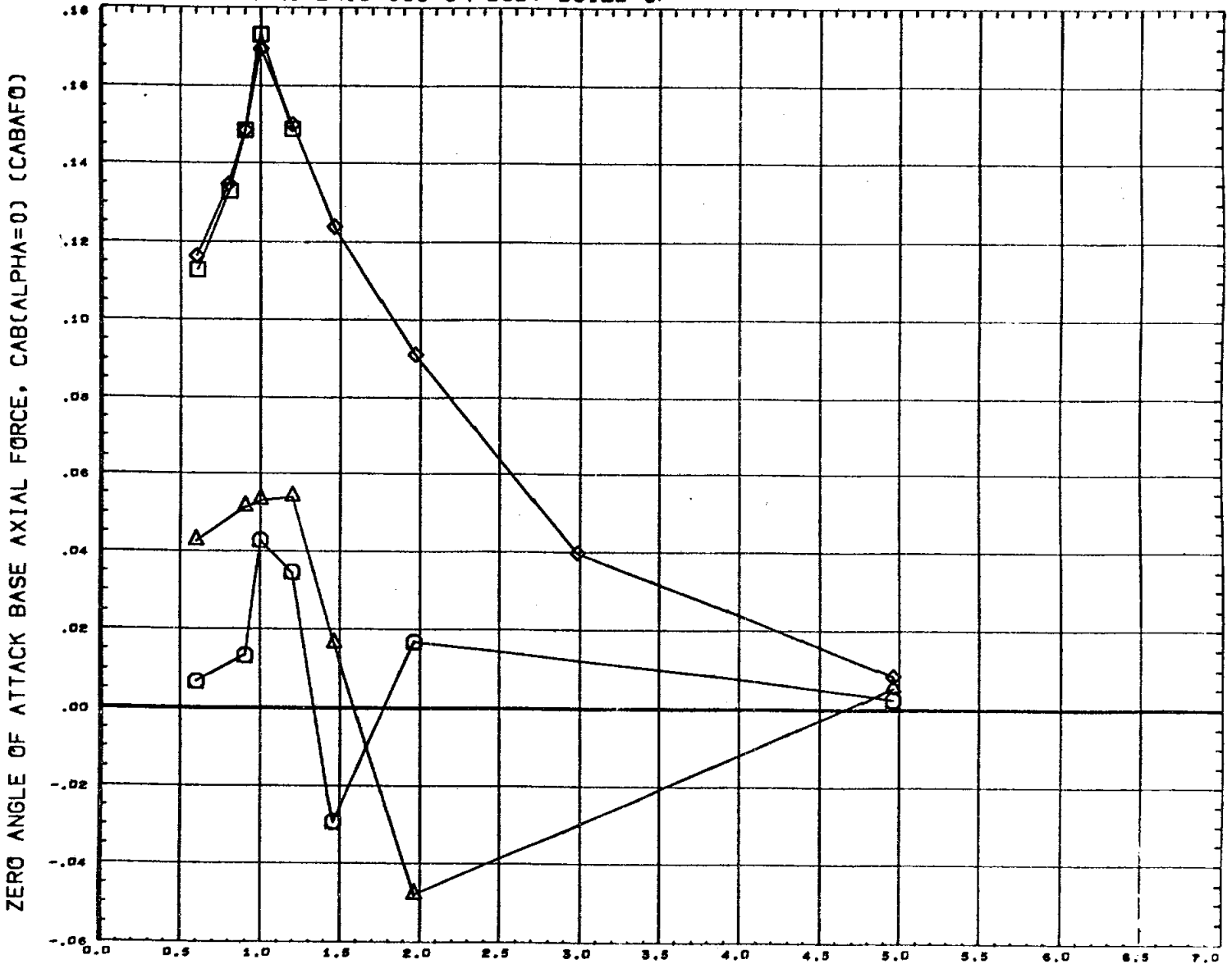
STABILITY CHARACTERISTICS ON BODY BUILD-UP



MACH NUMBER

DATA SET SYMBOL	CONFIGURATION DESCRIPTION	PHI	ORBINC	RUDDER	AILRON	REFERENCE INFORMATION
(677001)	M556 (IA1) NAR ATP BL LV (T3)					SREF 7.4190 SQ. IN.
(677002)	M556 (IA1) NAR ATP BL LV (T3) (S1)	80.000				LREF 5.3120 IN.
(677006)	M556 (IA1) NAR ATP BL LV (O1) (T3) (S1)	80.000	0.000	0.000	0.000	BREF 5.3120 IN.
(677008)	M556 (IA1) NAR ATP BL LV (O2) (T3) (S1)	80.000	0.000	0.000	0.000	XHRP 4.8200 IN.
						YMRP 0.0000 IN.
						ZMRP 0.0000 IN.
						SCALE 0.0040

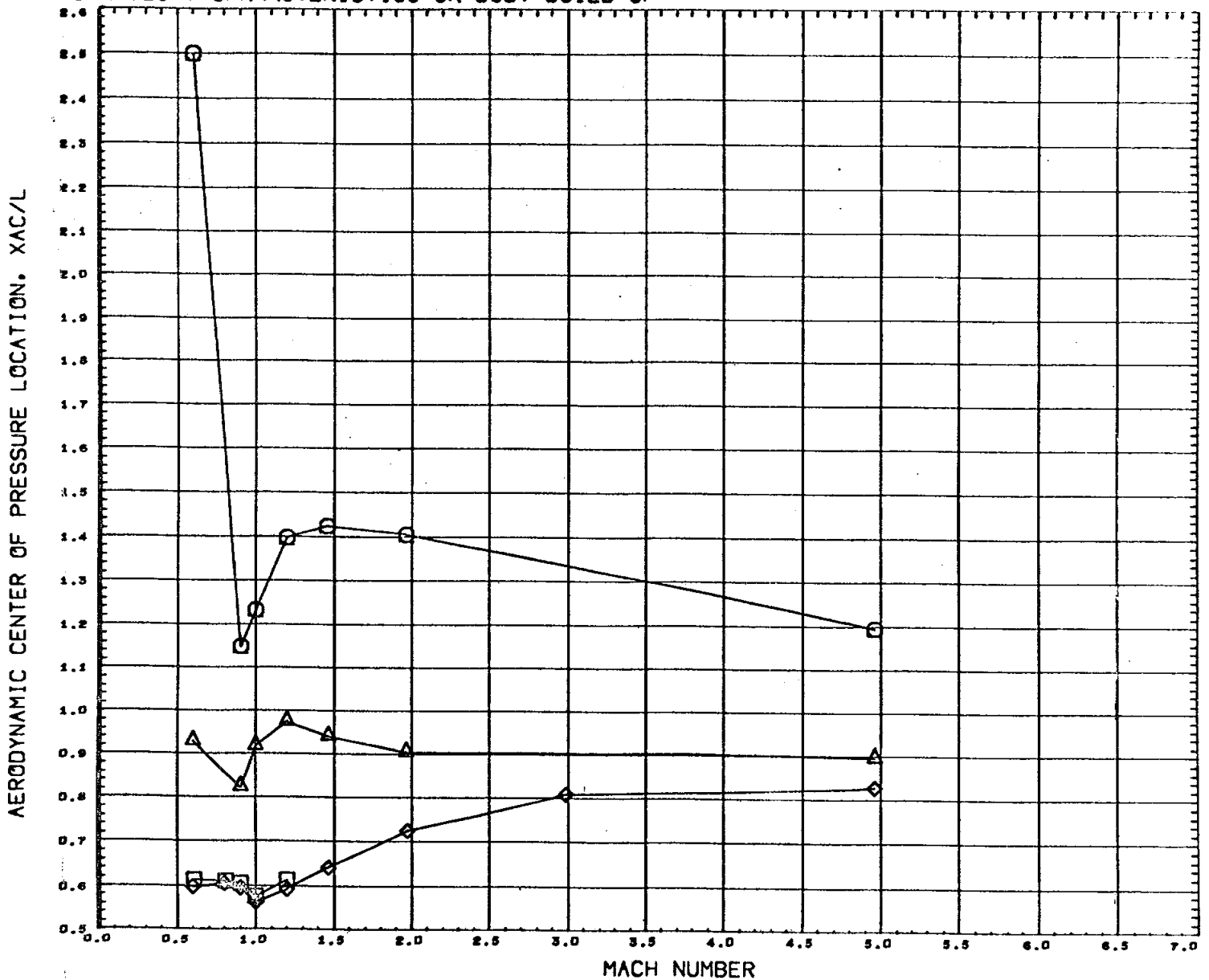
STABILITY CHARACTERISTICS ON BODY BUILD-UP



MACH NUMBER

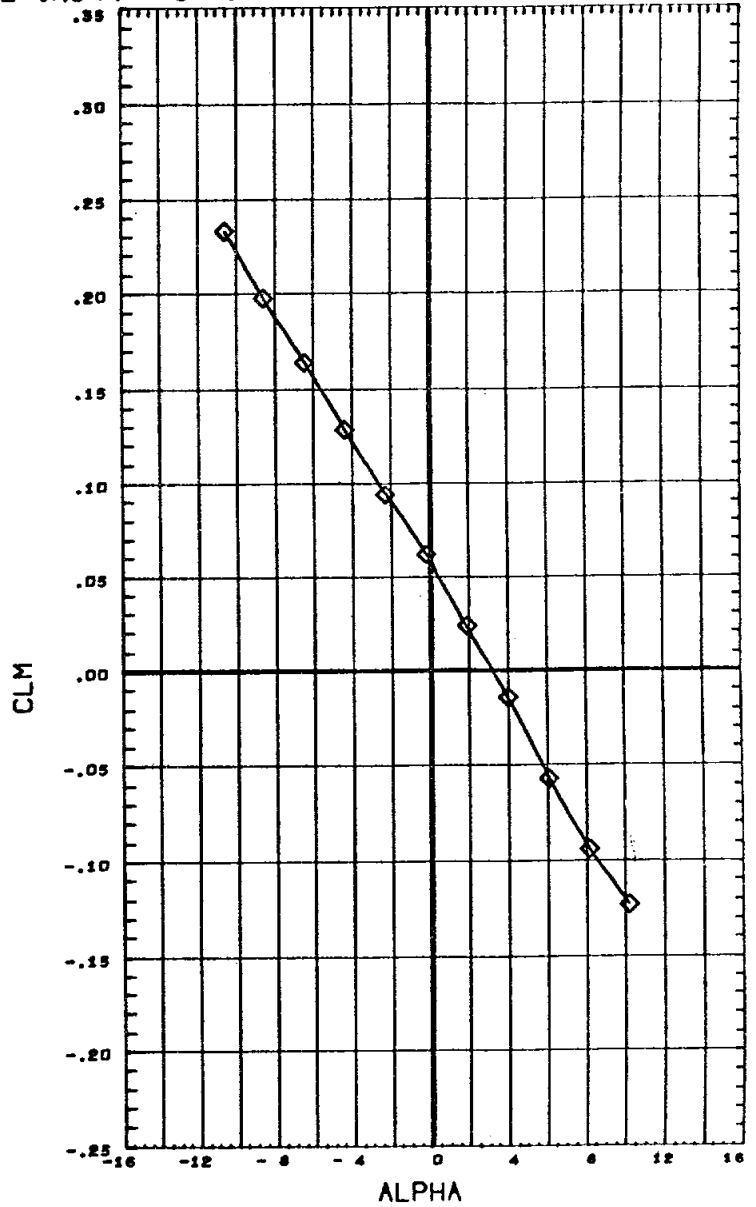
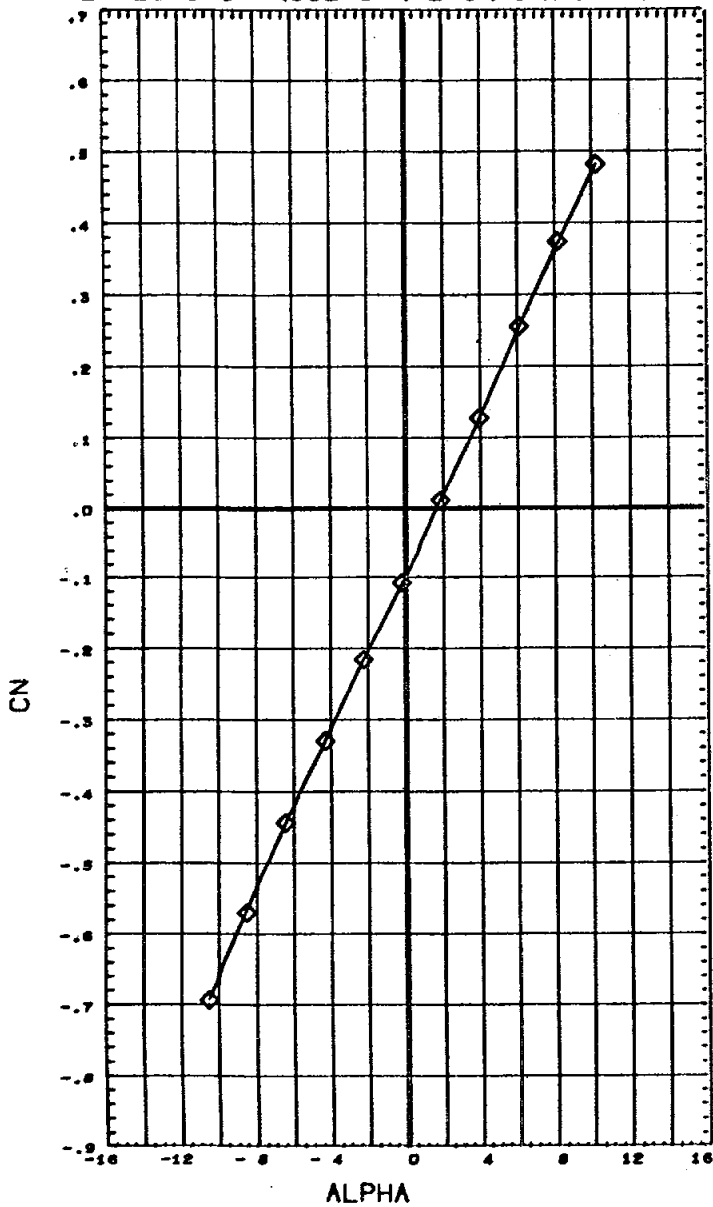
DATA SET SYMBOL	CONFIGURATION DESCRIPTION	PHI	ORBINC	RUDDER	AILRON	REFERENCE INFORMATION
(677001)	M556 (IA1) NAR ATP BL LV (T3)	80.000				SREF 7.4190 sq. in.
(677002)	M556 (IA1) NAR ATP BL LV (T3) (S1)	80.000				LREF 5.3120 in.
(677006)	M556 (IA1) NAR ATP BL LV (O1) (T3) (S1)	80.000	0.000	0.000	0.000	BREF 5.3120 in.
(677008)	M556 (IA1) NAR ATP BL LV (O2) (T3) (S1)	80.000	0.000	0.000	0.000	XMRP 4.8200 in.
						YMRP 0.0000 in.
						ZMRP 0.0000 in.
						SCALE 0.0040

STABILITY CHARACTERISTICS ON BODY BUILD-UP



DATA SET SYMBOL	CONFIGURATION DESCRIPTION	PHI	ORBINC	RUDDER	AILRON	REFERENCE INFORMATION
(677001)	M556 (IA1) NAR ATP BL LV (T3)					SREF 7.4190 sq. IN.
(677002)	M556 (IA1) NAR ATP BL LV (T3) (S1)	80.000				LREF 5.3120 IN.
(677006)	M556 (IA1) NAR ATP BL LV (O1) (T3) (S1)	80.000	0.000	0.000	0.000	BREF 5.3120 IN.
(677008)	M556 (IA1) NAR ATP BL LV (O2) (T3) (S1)	80.000	0.000	0.000	0.000	XMRP 4.8200 IN.
						YMRP 0.0000 IN.
						ZMRP 0.0000 IN.
						SCALE 0.0040

EFFECTS OF NOSE SHAPE ON LAUNCH VEHICLE (ASRM - OFF)

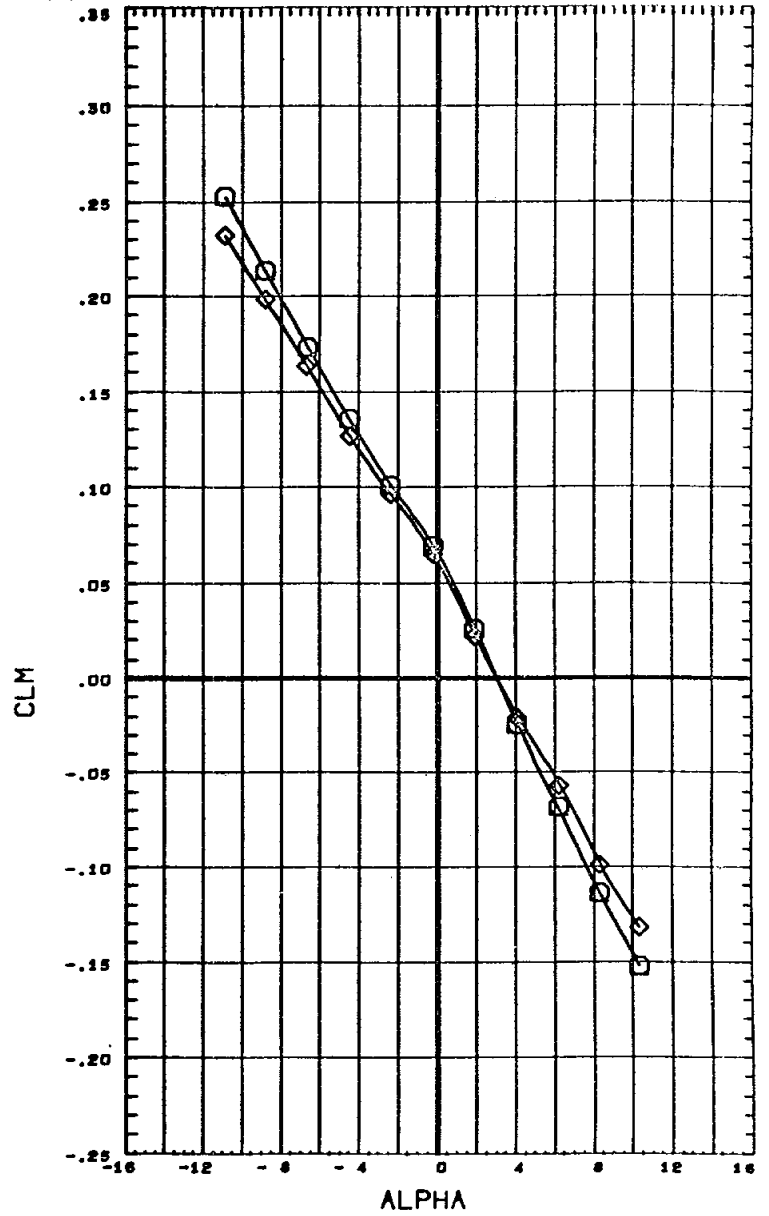
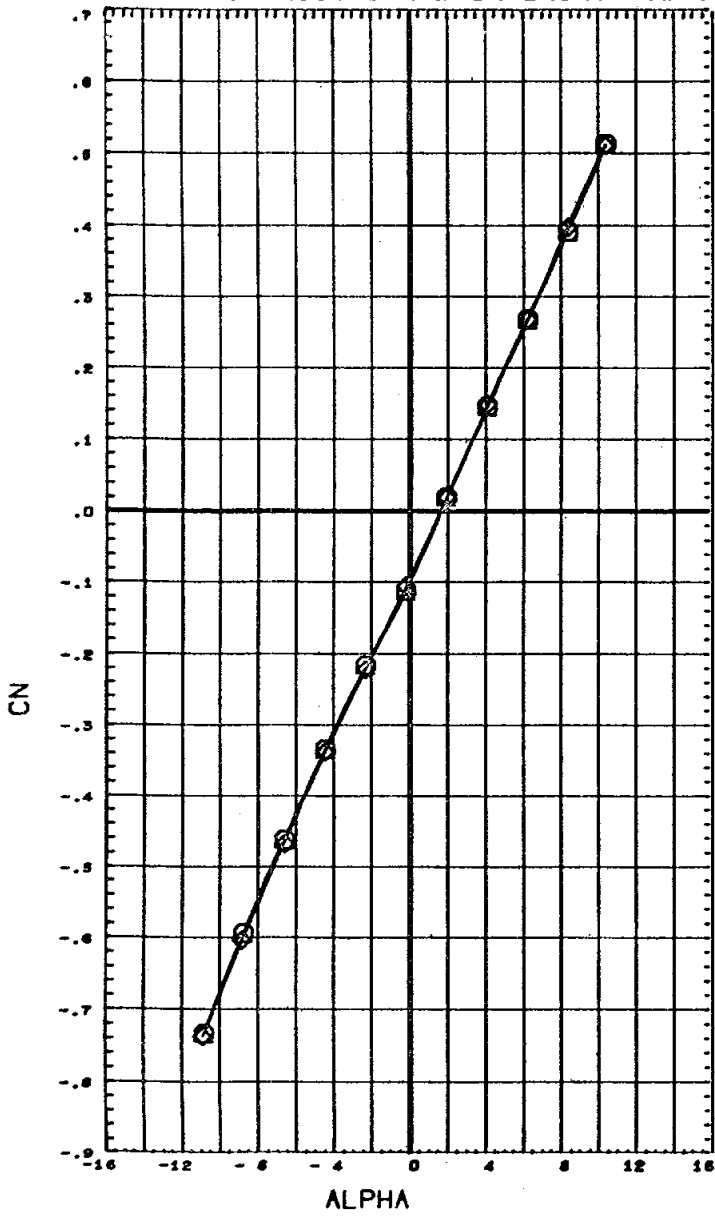


DATA SET SYMBOL CONFIGURATION DESCRIPTION
 (677014) ○ DATA NOT AVAILABLE FOR ALL CONDITIONS
 (677010) △ DATA NOT AVAILABLE FOR ALL CONDITIONS
 (677008) ◇ M556 (IA1) NAR ATP BL LV (01) (T3) (S1)

PHI	ORBINC	RUDDER	AILRON	REFERENCE INFORMATION
80.000	0.000	0.000	0.000	SREF 7.4190 SQ. IN.
80.000	0.000	0.000	0.000	LREF 5.3120 IN.
80.000	0.000	0.000	0.000	BREF 5.3120 IN.
				XMRP 4.8200 IN.
				YMRP 0.0000 IN.
				ZMRP 0.0000 IN.
				SCALE 0.0040

MACH .60

EFFECTS OF NOSE SHAPE ON LAUNCH VEHICLE (ASRM - OFF)

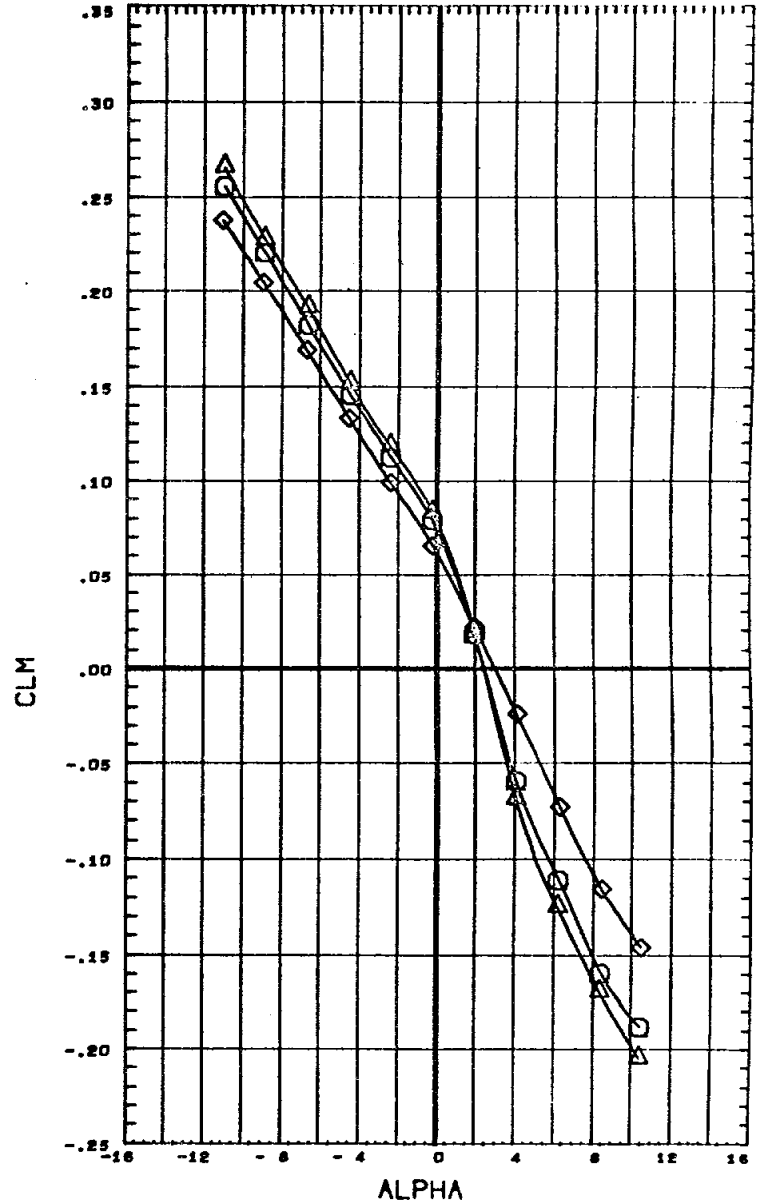
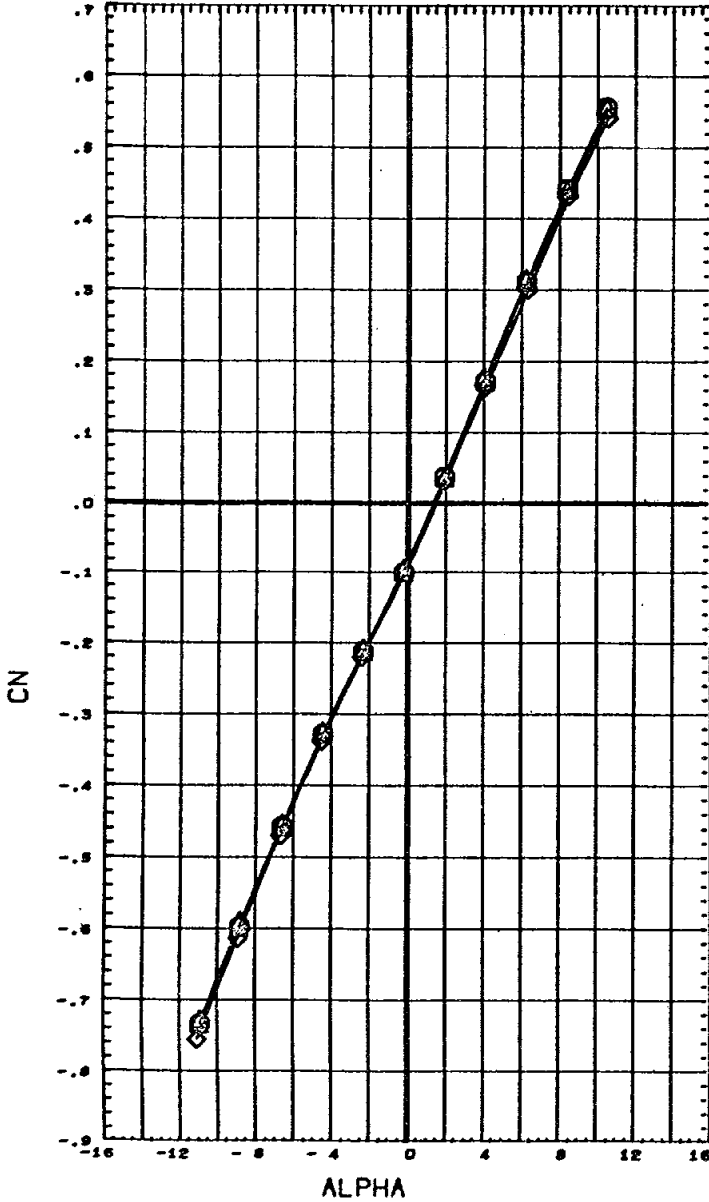


DATA SET SYMBOL CONFIGURATION DESCRIPTION
 (677014) ○ M556 (IA1) NAR ATP BL LV (O1) (T1) (S1)
 (677010) △ DATA NOT AVAILABLE FOR ALL CONDITIONS
 (677008) ◇ M556 (IA1) NAR ATP BL LV (O1) (T3) (S1)

PHI	ORBINC	RUDDER	AILRON	REFERENCE INFORMATION
80.000	0.000	0.000	0.000	SREF 7.4190 SQ. IN.
80.000	0.000	0.000	0.000	LREF 5.3120 IN.
80.000	0.000	0.000	0.000	BREF 5.3120 IN.
				XMRP 4.8200 IN.
				YMRP 0.0000 IN.
				ZMRP 0.0000 IN.
				SCALE 0.0040

MACH .80

EFFECTS OF NOSE SHAPE ON LAUNCH VEHICLE (ASRM - OFF)

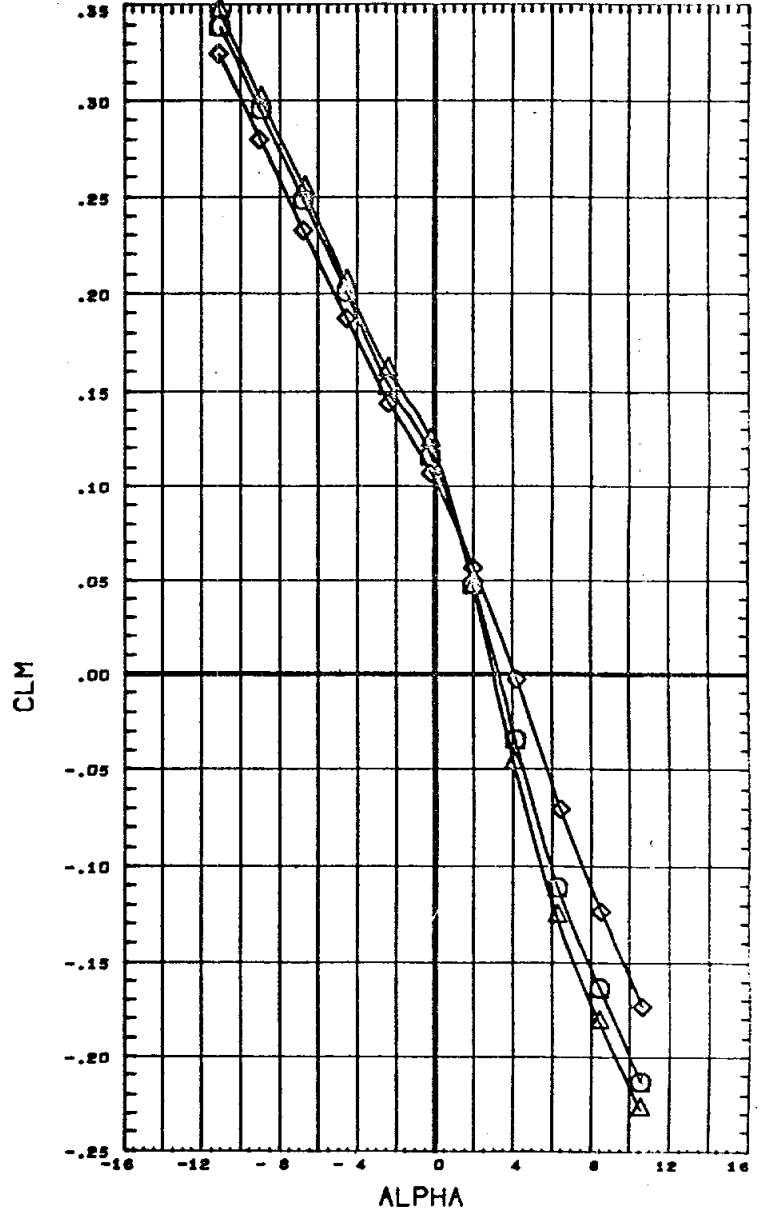
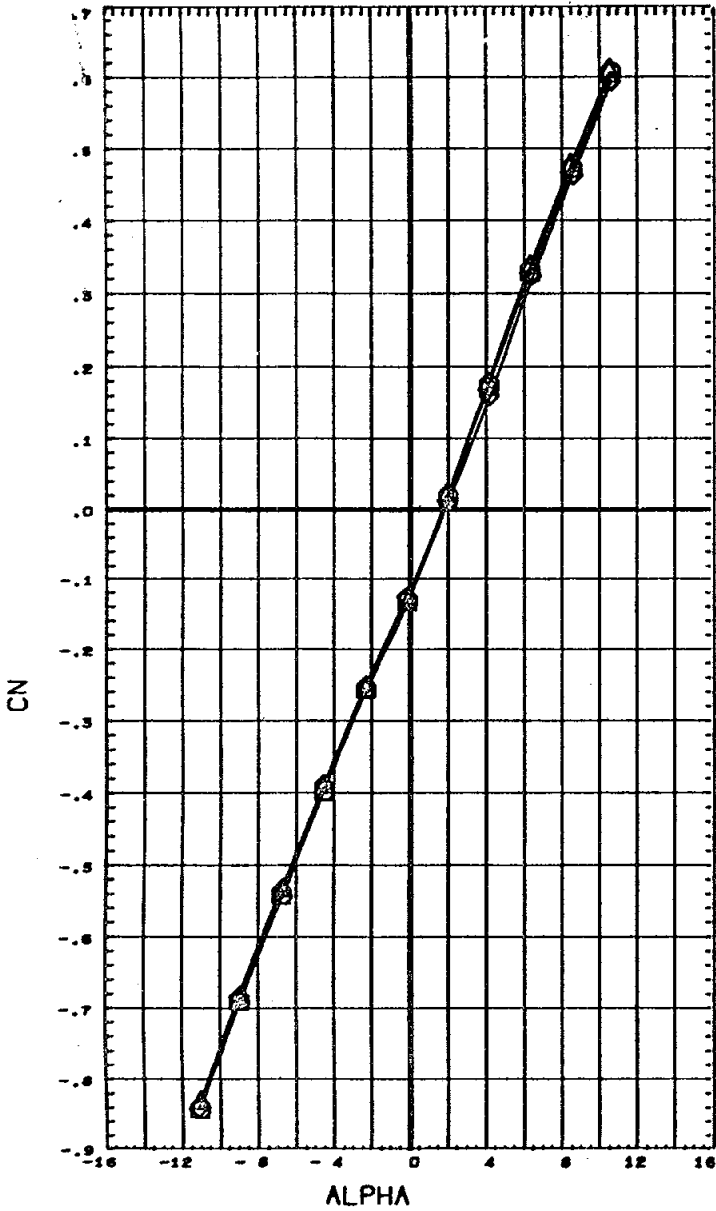


DATA SET SYMBOL	CONFIGURATION DESCRIPTION
(677014)	M556 (IA1) NAR ATP BL LV (O1) (T1) (S1)
(677010)	M556 (IA1) NAR ATP BL LV (O1) (T2) (S1)
(677006)	M556 (IA1) NAR ATP BL LV (O1) (T3) (S1)

PHI	ORBINC	RUDDER	AILRON	REFERENCE INFORMATION
80.000	0.000	0.000	0.000	SREF 7.4190 SQ. IN.
80.000	0.000	0.000	0.000	LREF 9.3120 IN.
80.000	0.000	0.000	0.000	BREF 9.3120 IN.
				XMRP 4.8200 IN.
				YMRP 0.0000 IN.
				ZMRP 0.0000 IN.
				SCALE 0.0040

MACH .90

EFFECTS OF NOSE SHAPE ON LAUNCH VEHICLE (ASRM - OFF)



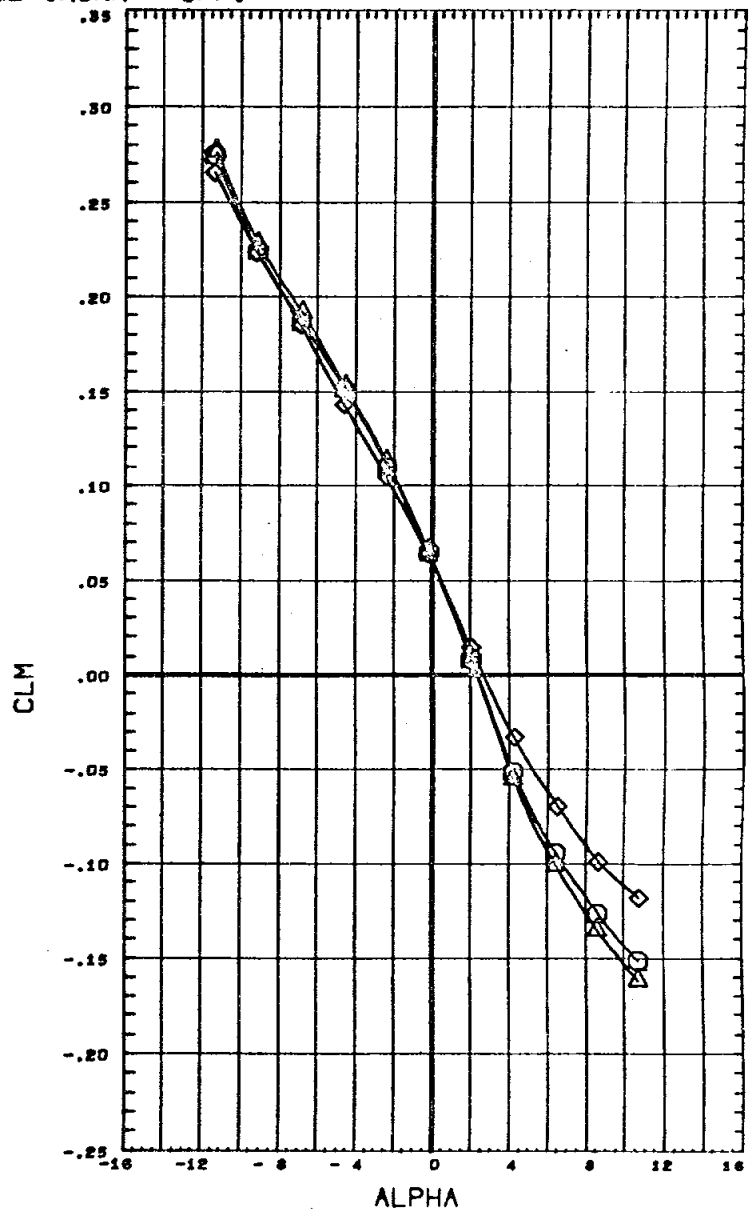
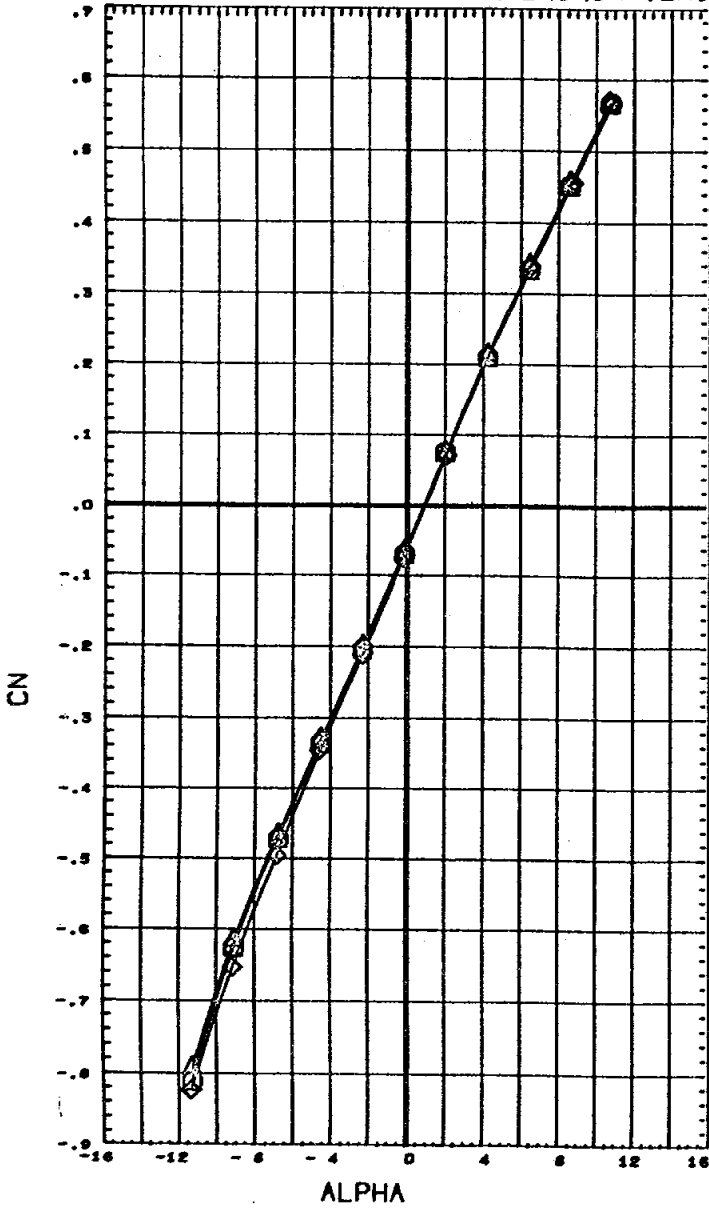
DATA SET SYMBOL	CONFIGURATION DESCRIPTION
(677014)	M556 (IA1) NAR ATP BL LV (O1) (T1) (S1)
(677010)	M556 (IA1) NAR ATP BL LV (O1) (T2) (S1)
(677006)	M556 (IA1) NAR ATP BL LV (O1) (T3) (S1)

PHI	ORBINC	RUDDER	AILRON	REFERENCE INFORMATION
80.000	0.000	0.000	0.000	SREF 7.4190 SQ. IN.
80.000	0.000	0.000	0.000	LREF 5.3120 IN.
80.000	0.000	0.000	0.000	BREF 5.3120 IN.
				XMRP 4.8200 IN.
				YMRP 0.0000 IN.
				ZMRP 0.0000 IN.
				SCALE 0.0040

MACH 1.00

PAGE 65

EFFECTS OF NOSE SHAPE ON LAUNCH VEHICLE (ASRM - OFF)

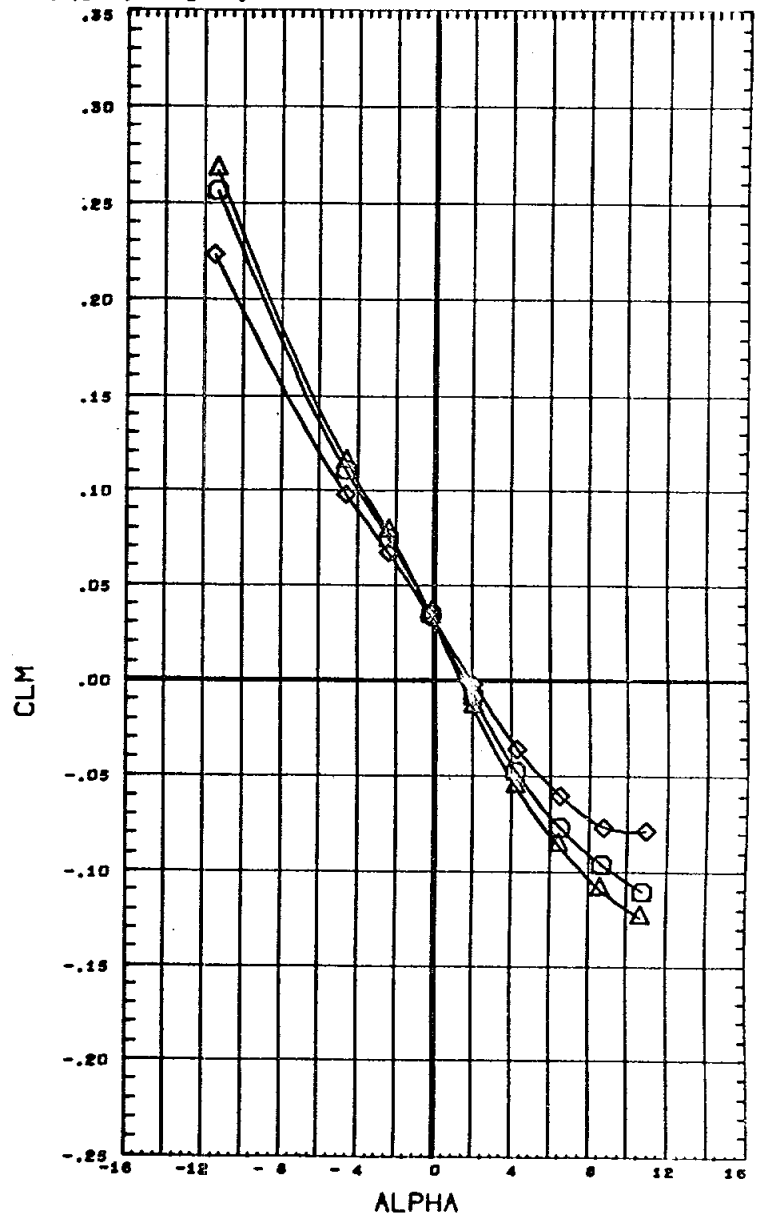
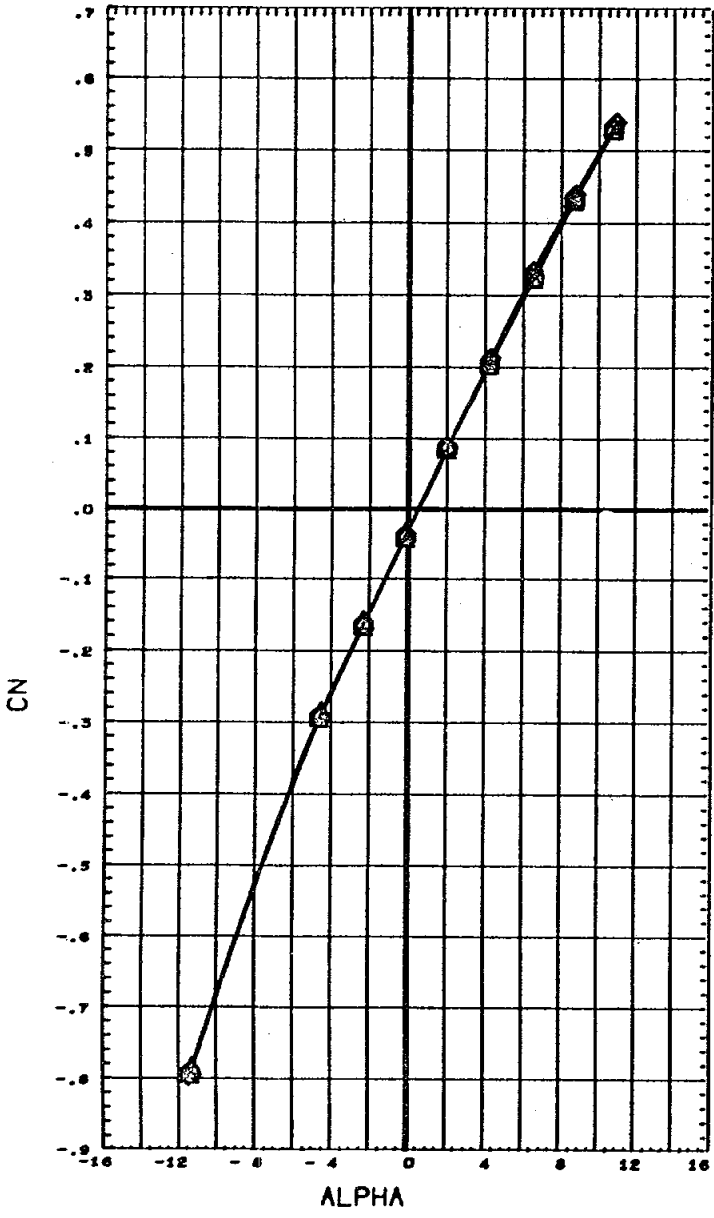


DATA SET SYMBOL	CONFIGURATION DESCRIPTION
(677014)	M556 (IA1) NAR ATP BL LV (O1) (T1) (S1)
(677010)	M556 (IA1) NAR ATP BL LV (O1) (T2) (S1)
(677006)	M556 (IA1) NAR ATP BL LV (O1) (T3) (S1)

PHI	ORBINC	RUDDER	AILRON	REFERENCE INFORMATION
80.000	0.000	0.000	0.000	SREF 7.4190 30. IN.
80.000	0.000	0.000	0.000	LREF 5.3120 IN.
80.000	0.000	0.000	0.000	BREF 5.3120 IN.
				XMRP 4.8200 IN.
				YMRP 0.0000 IN.
				ZMRP 0.0000 IN.
				SCALE 0.0040

MACH 1.20

EFFECTS OF NOSE SHAPE ON LAUNCH VEHICLE (ASRM - OFF)

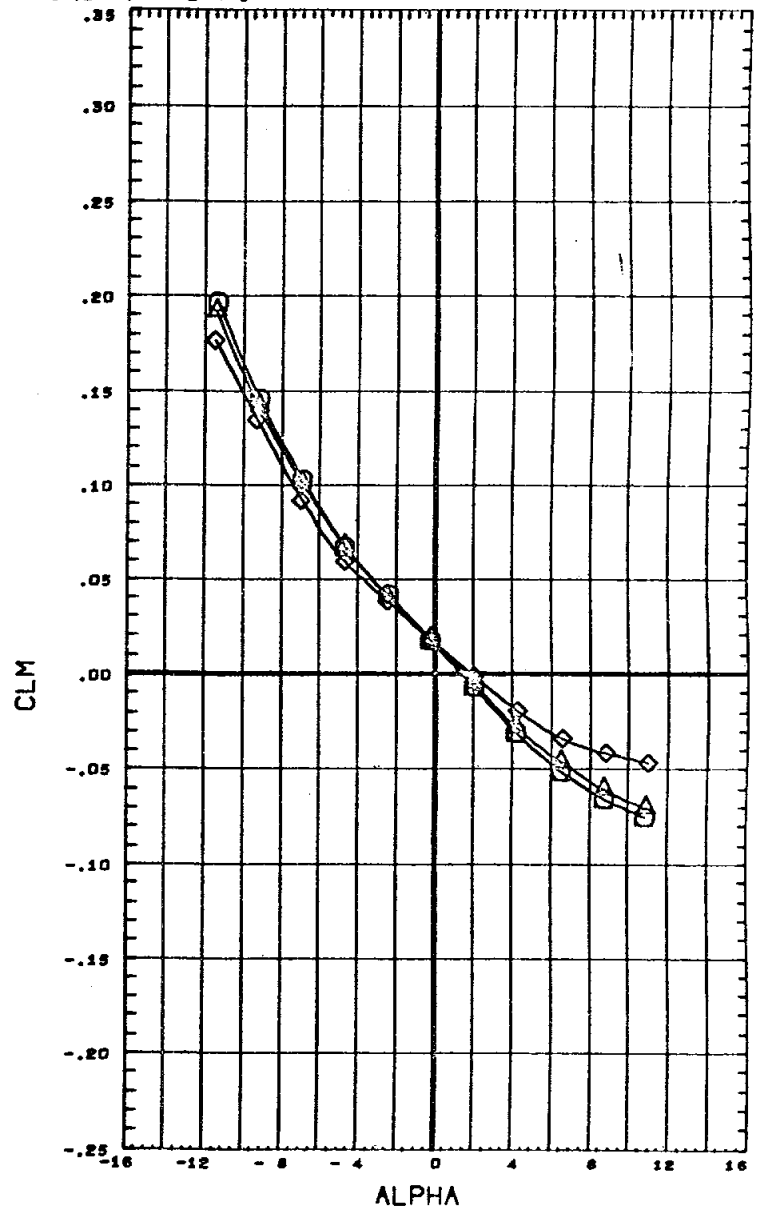
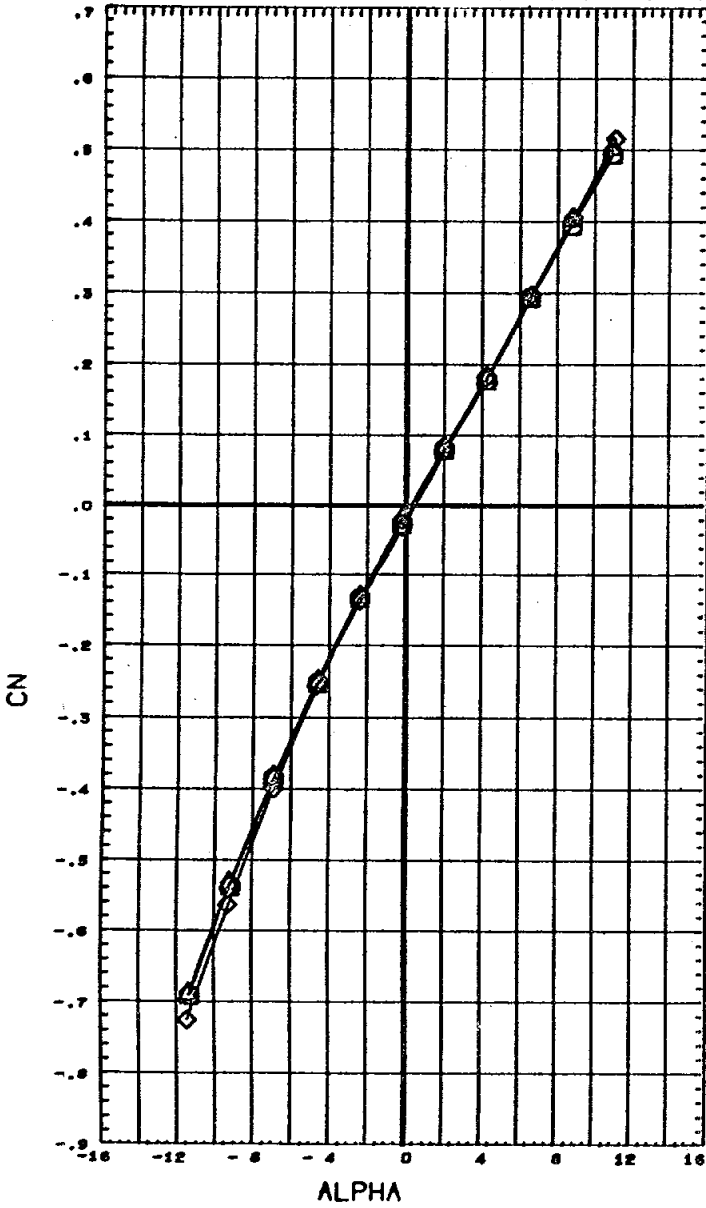


DATA SET SYMBOL	CONFIGURATION DESCRIPTION
(G77014)	M556 (IA1) NAR ATP BL LV (O1) (T1) (S1)
(G77010)	M556 (IA1) NAR ATP BL LV (O1) (T2) (S1)
(G77006)	M556 (IA1) NAR ATP BL LV (O1) (T3) (S1)

PHI	ORBINC	RUDDER	AILRON	REFERENCE INFORMATION
80.000	0.000	0.000	0.000	SREF 7.4190 30. IN.
80.000	0.000	0.000	0.000	LREF 5.3120 IN.
80.000	0.000	0.000	0.000	BREF 5.3120 IN.
				XMRP 4.8200 IN.
				YMRP 0.0000 IN.
				ZMRP 0.0000 IN.
				SCALE 0.0040

MACH 1.46

EFFECTS OF NOSE SHAPE ON LAUNCH VEHICLE (ASRM - OFF)

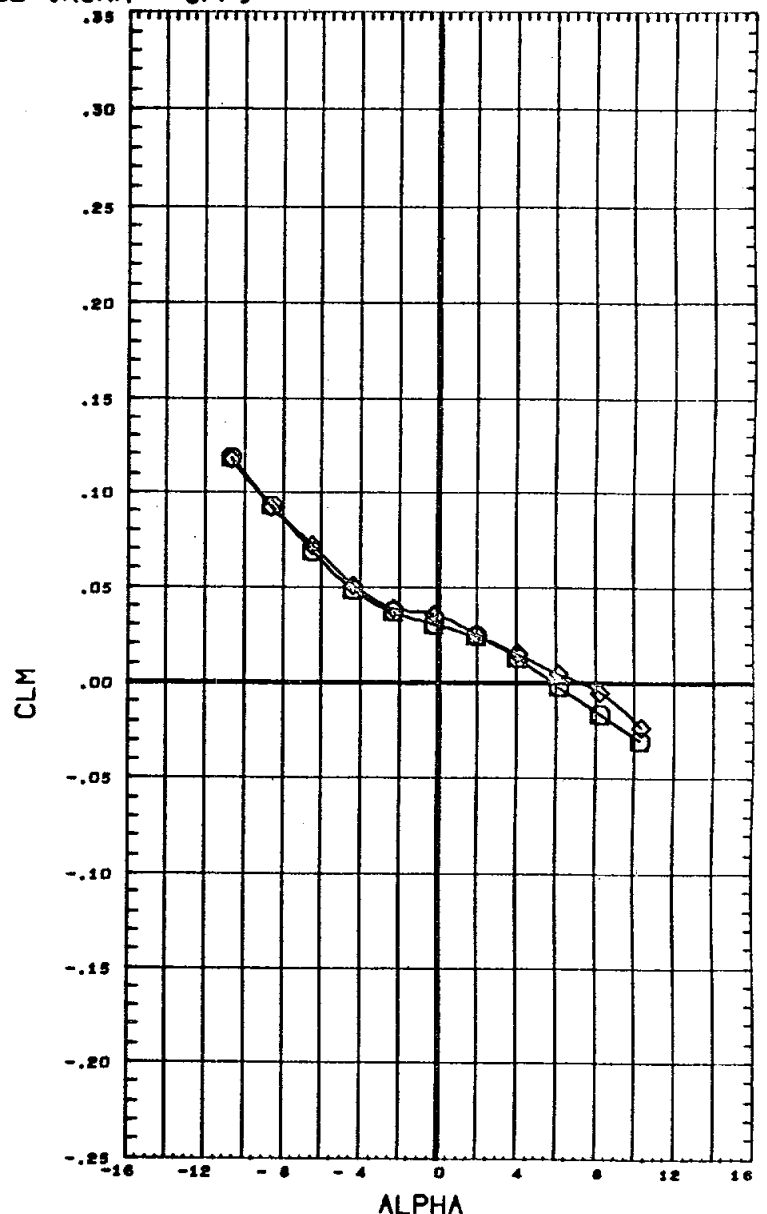
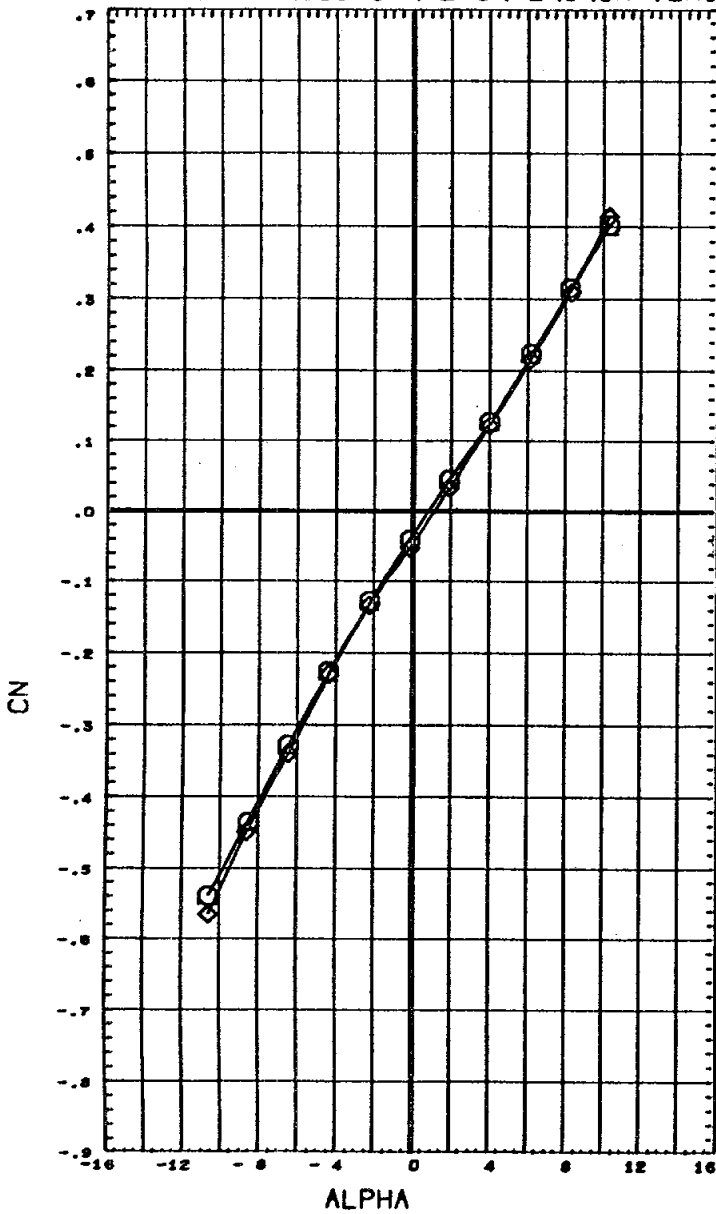


DATA SET SYMBOL	CONFIGURATION DESCRIPTION
(677014)	M556 (IA1) NAR ATP BL LV (O1) (T1) (S1)
(677010)	M556 (IA1) NAR ATP BL LV (O1) (T2) (S1)
(677006)	M556 (IA1) NAR ATP BL LV (O1) (T3) (S1)

PHI	ORBINC	RUDDER	AILRON	REFERENCE INFORMATION
80.000	0.000	0.000	0.000	SREF 7.4190 SQ. IN.
80.000	0.000	0.000	0.000	LREF 5.3120 IN.
80.000	0.000	0.000	0.000	BREF 5.3120 IN.
				XMRP 4.8200 IN.
				YMRP 0.0000 IN.
				ZMRP 0.0000 IN.
				SCALE 0.0040

MACH 1.96

EFFECTS OF NOSE SHAPE ON LAUNCH VEHICLE (ASRM - OFF)

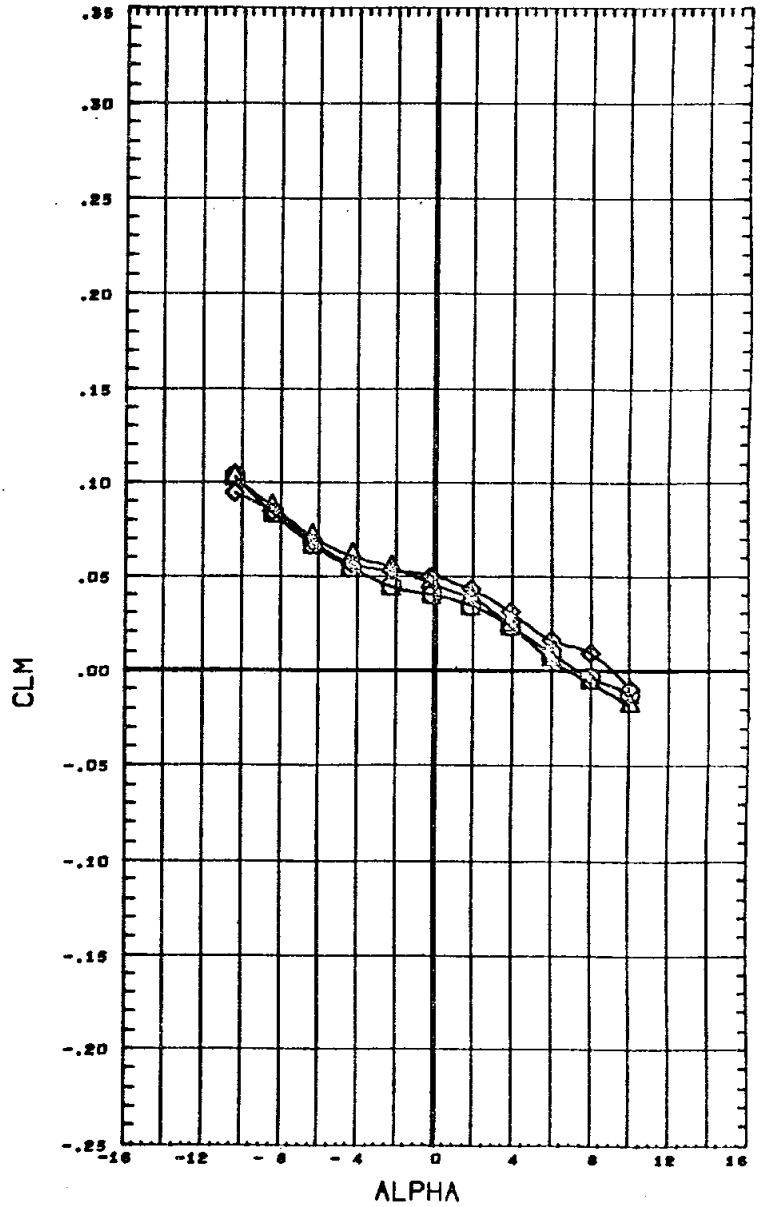
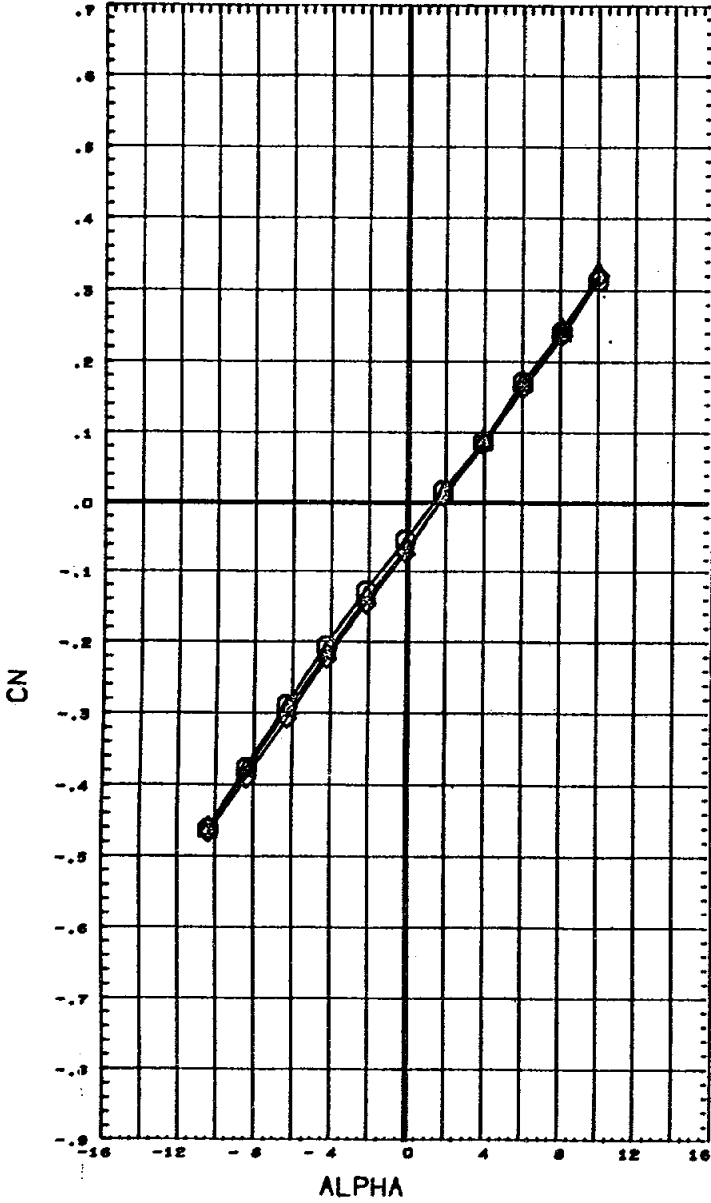


DATA SET SYMBOL	CONFIGURATION DESCRIPTION
(G77014)	M556 (IA1) NAR ATP BL LV (O1) (T1) (S1)
(G77010)	DATA NOT AVAILABLE FOR ALL CONDITIONS
(G77006)	M556 (IA1) NAR ATP BL LV (O1) (T3) (S1)

PHI	ORBINC	RUDDER	AILRON	REFERENCE INFORMATION
80.000	0.000	0.000	0.000	SREF 7.4190 sq. in.
80.000	0.000	0.000	0.000	LREF 5.3120 in.
80.000	0.000	0.000	0.000	BREF 5.3120 in.
				XMRP 4.8200 in.
				YMRP 0.0000 in.
				ZMRP 0.0000 in.
				SCALE 0.0040

MACH 2.99

EFFECTS OF NOSE SHAPE ON LAUNCH VEHICLE (ASRM - OFF)

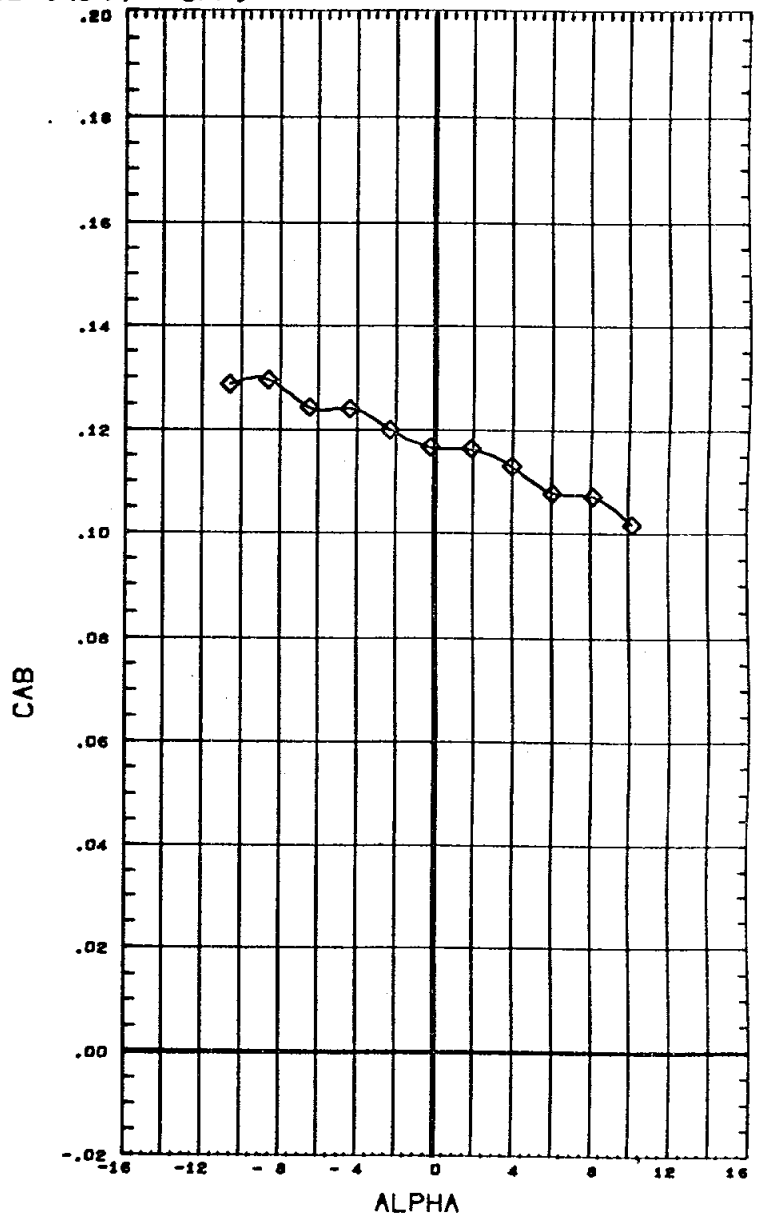
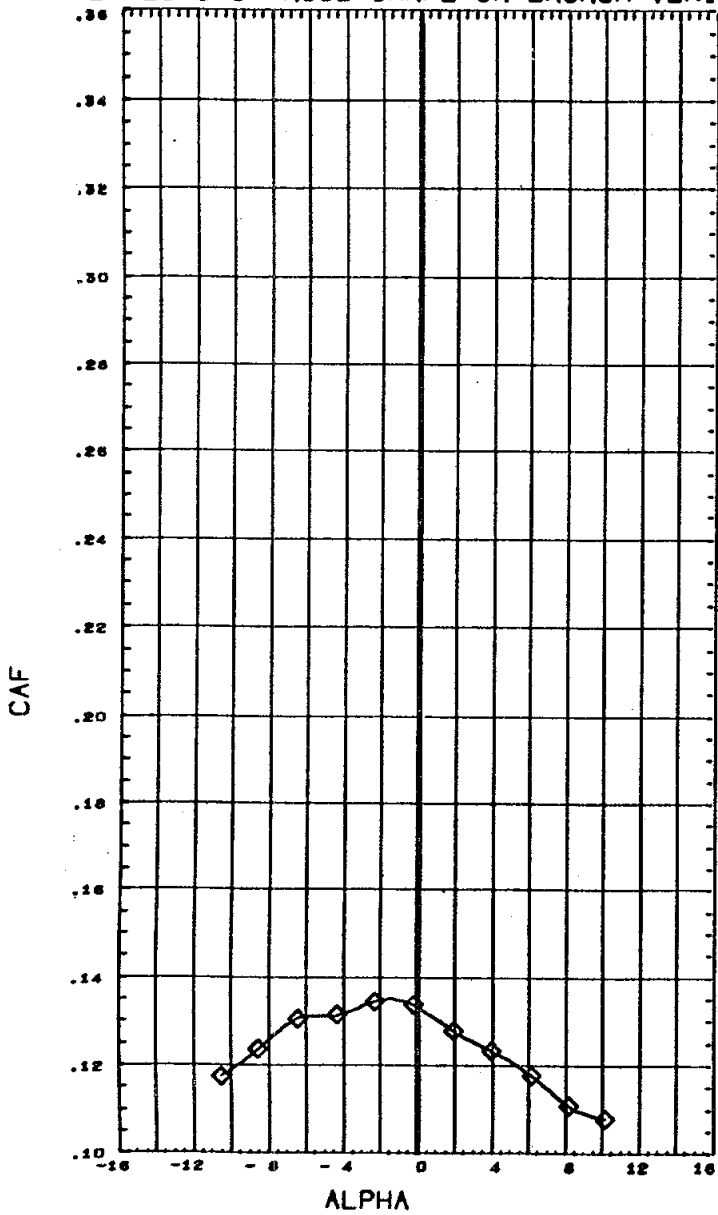


DATA SET SYMBOL	CONFIGURATION DESCRIPTION
(G77014) \square	N556 (IA1) NAR ATP BL LV (O1) (T1) (S1)
(G77010) \square	N556 (IA1) NAR ATP BL LV (O1) (T2) (S1)
(G77006) \diamond	N556 (IA1) NAR ATP BL LV (O1) (T3) (S1)

PHI	ORBINC	RUDDER	AILRON	REFERENCE INFORMATION
80.000	0.000	0.000	0.000	SREF 7.4190 SQ. IN.
80.000	0.000	0.000	0.000	LREF 5.3120 IN.
80.000	0.000	0.000	0.000	BREF 5.3120 IN.
				XMRP 4.8200 IN.
				YMRP 0.0000 IN.
				ZMRP 0.0000 IN.
				SCALE 0.0040

MACH 4.96

EFFECTS OF NOSE SHAPE ON LAUNCH VEHICLE (ASRM - OFF)

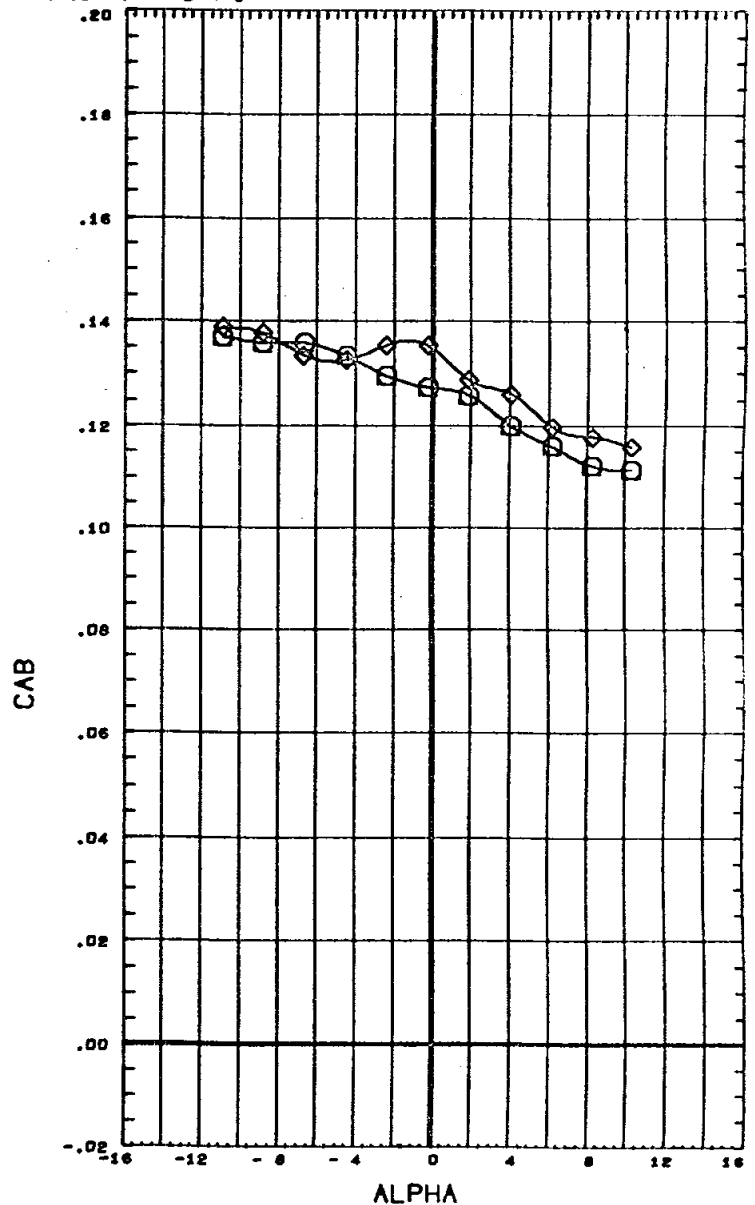
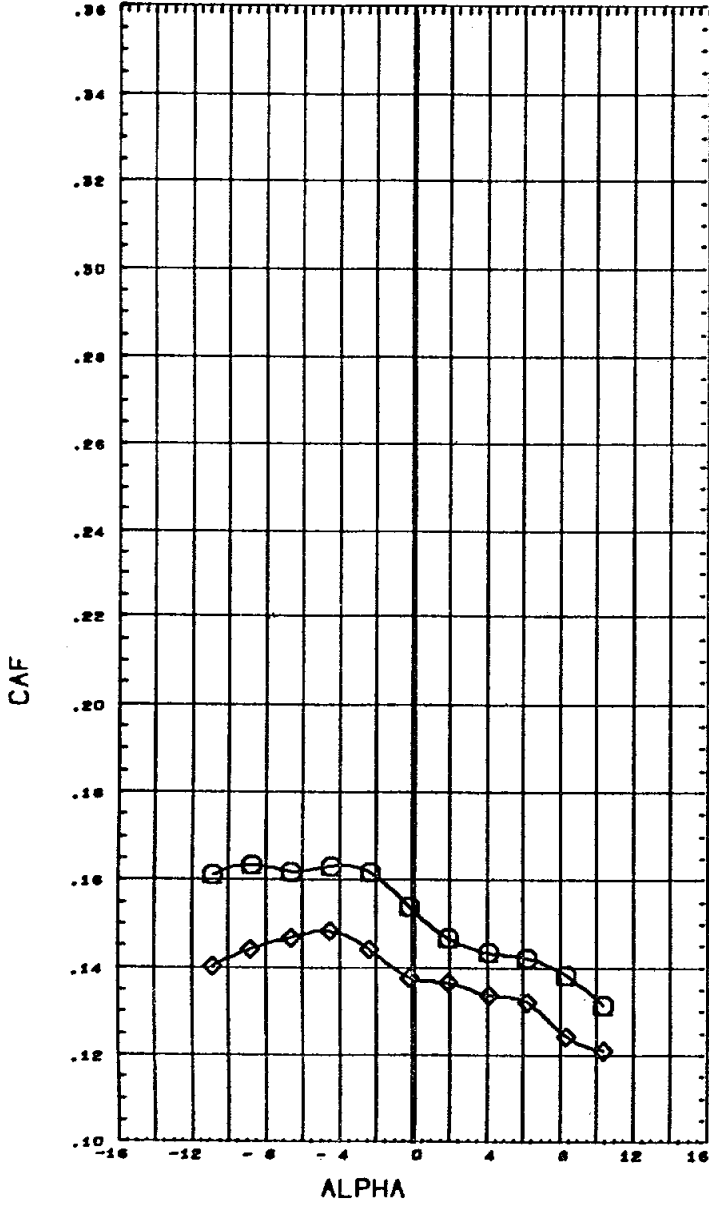


DATA SET SYMBOL CONFIGURATION DESCRIPTION
 (677014) □ DATA NOT AVAILABLE FOR ALL CONDITIONS
 (677010) △ DATA NOT AVAILABLE FOR ALL CONDITIONS
 (677006) ◇ M556(1A1) NAR ATP BL LV (01) (73) (S1)

PHI	ORBINC	RUDDER	AILRON	REFERENCE INFORMATION
80.000	0.000	0.000	0.000	SREF 7.4190 sq. IN.
80.000	0.000	0.000	0.000	LREF 5.3120 IN.
80.000	0.000	0.000	0.000	BREF 5.3120 IN.
				XWRP 4.8200 IN.
				YWRP 0.0000 IN.
				ZWRP 0.0000 IN.
				SCALE 0.0040

MACH .60

EFFECTS OF NOSE SHAPE ON LAUNCH VEHICLE (ASRM - OFF)

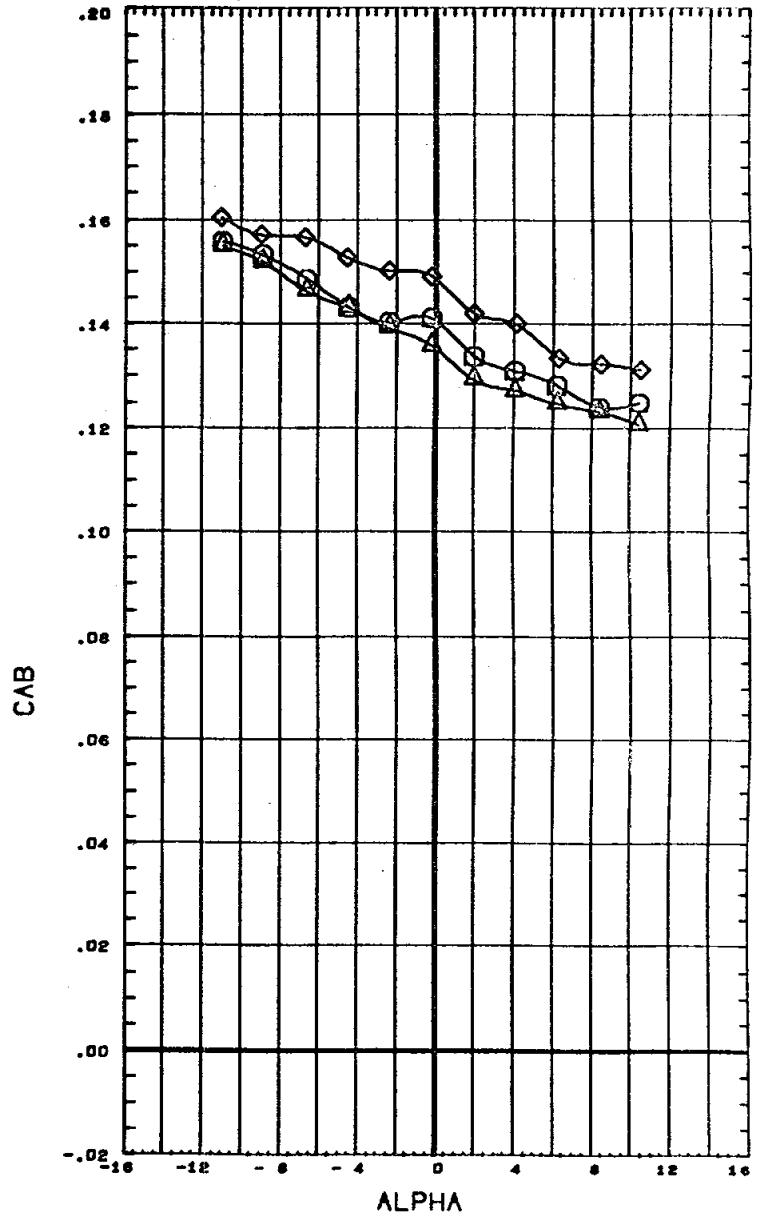
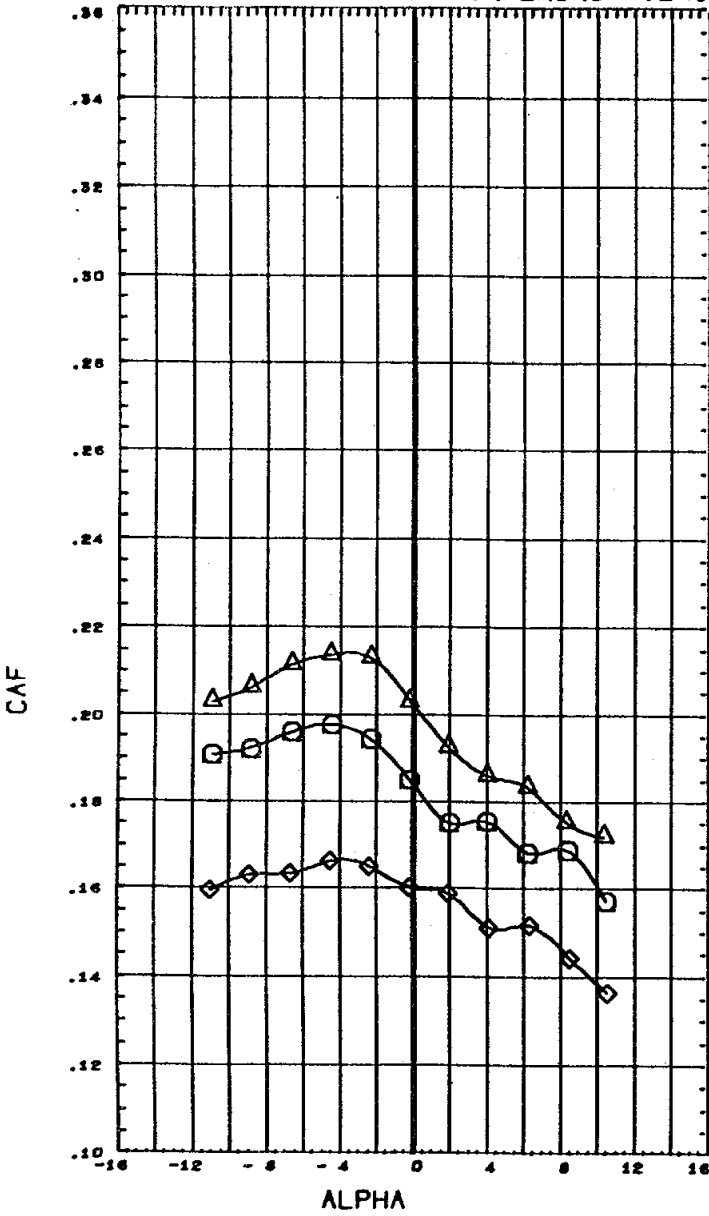


DATA SET SYMBOL CONFIGURATION DESCRIPTION
 (677014) ○ M556 (IA1) NAR ATP BL LV (O1) (T1) (S1)
 (677010) △ DATA NOT AVAILABLE FOR ALL CONDITIONS
 (677006) ◇ M556 (IA1) NAR ATP BL LV (O1) (T3) (S1)

PHI	ORBINC	RUDDER	AILRON	REFERENCE INFORMATION
80.000	0.000	0.000	0.000	SREF 7.4190 30. IN.
80.000	0.000	0.000	0.000	LREF 5.3120 IN.
80.000	0.000	0.000	0.000	BREF 5.3120 IN.
				XMRP 4.8200 IN.
				YMRP 0.0000 IN.
				ZMRP 0.0000 IN.
				SCALE 0.0040

MACH .80

EFFECTS OF NOSE SHAPE ON LAUNCH VEHICLE (ASRM - OFF)

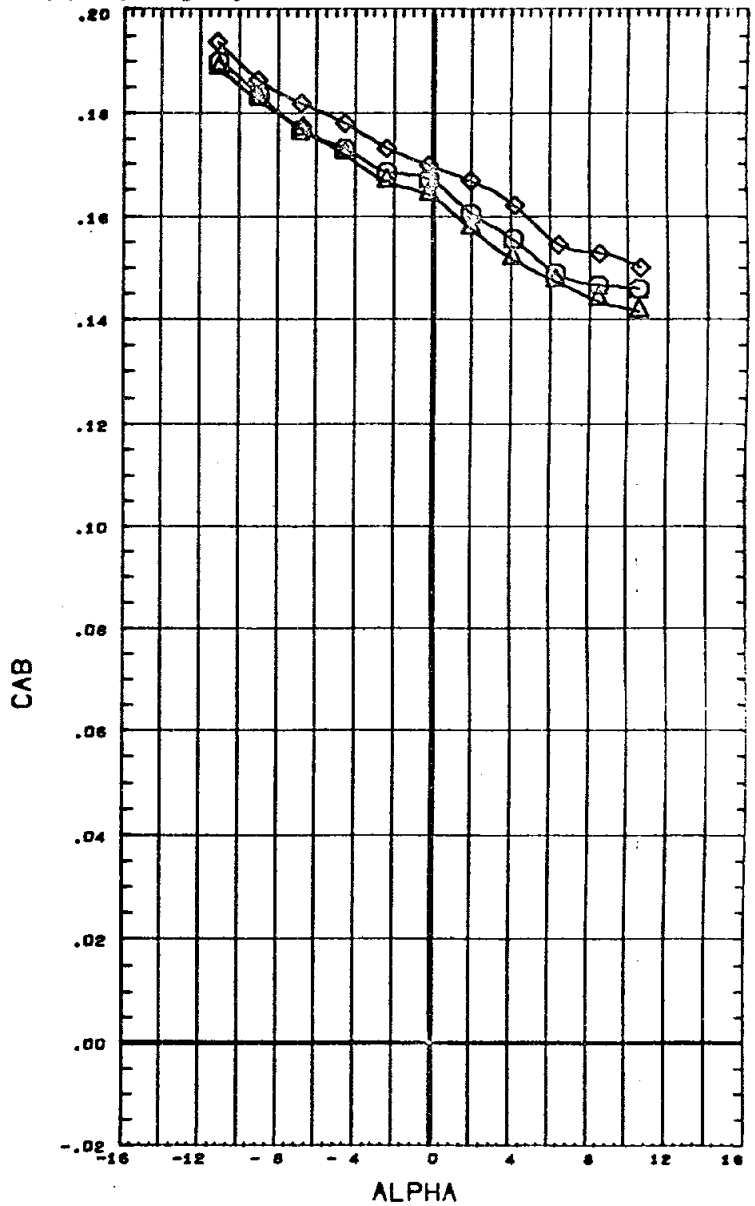
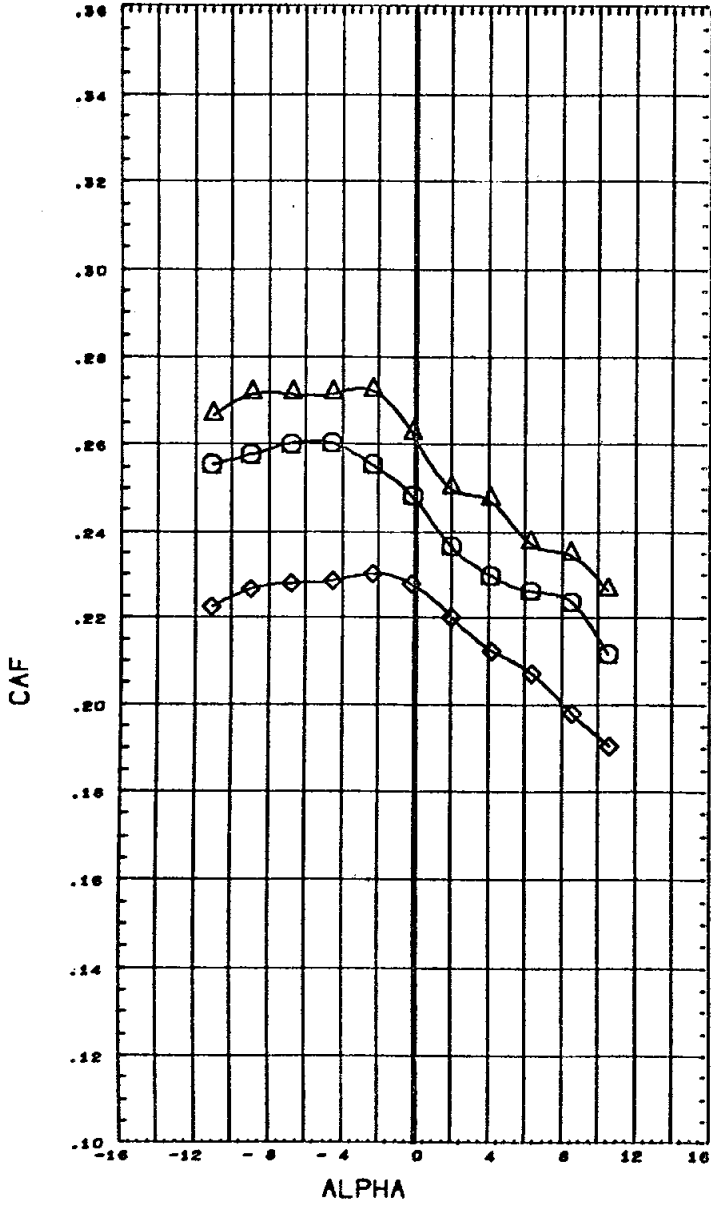


DATA SET SYMBOL	CONFIGURATION DESCRIPTION
(677014)	M556 (IA1) NAR ATP BL LV (O1) (T1) (S1)
(677010)	M556 (IA1) NAR ATP BL LV (O1) (T2) (S1)
(677006)	M556 (IA1) NAR ATP BL LV (O1) (T3) (S1)

PHI	ORBINC	RUDDER	AILRON	REFERENCE INFORMATION
80.000	0.000	0.000	0.000	SREF 7.4190 sq. IN.
80.000	0.000	0.000	0.000	LREF 5.3120 IN.
80.000	0.000	0.000	0.000	BREF 5.3120 IN.
				XMRP 4.8200 IN.
				YMRP 0.0000 IN.
				ZMRP 0.0000 IN.
				SCALE 0.0040

MACH .90

EFFECTS OF NOSE SHAPE ON LAUNCH VEHICLE (ASRM - OFF)

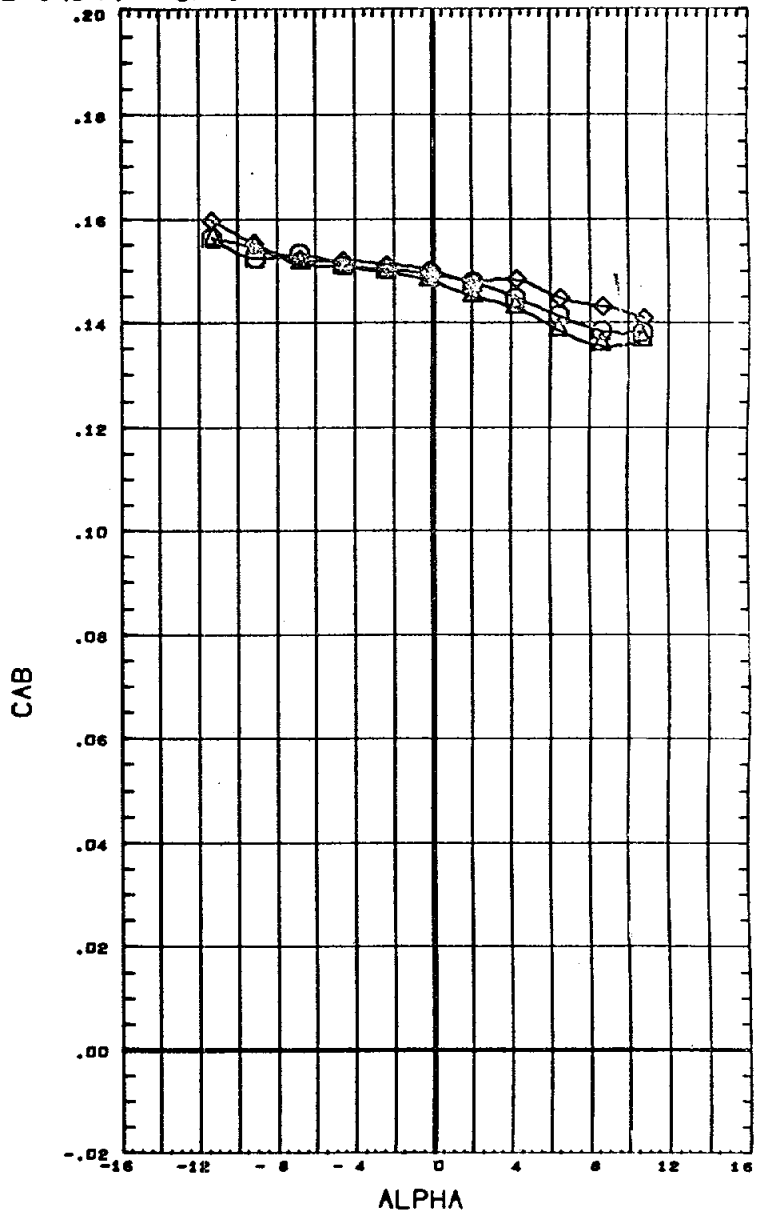
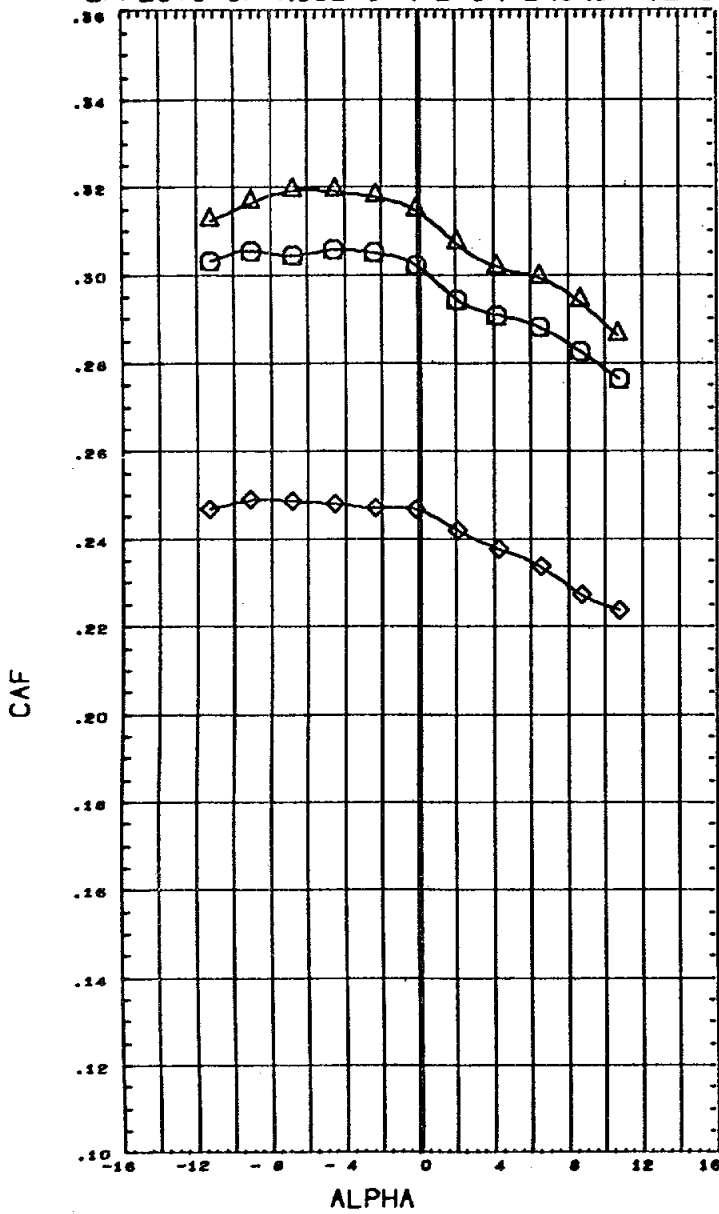


DATA SET SYMBOL	CONFIGURATION DESCRIPTION
(677014)	M556 (IA1) NAR ATP BL LV (O1) (T1) (S1)
(677010)	M556 (IA1) NAR ATP BL LV (O1) (T2) (S1)
(677006)	M556 (IA1) NAR ATP BL LV (O1) (T3) (S1)

PHI	ORBINC	RUDDER	AILRON	REFERENCE INFORMATION
80.000	0.000	0.000	0.000	SREF 7.4190 SQ. IN.
80.000	0.000	0.000	0.000	LREF 5.3120 IN.
80.000	0.000	0.000	0.000	BREF 5.3120 IN.
				XMRP 4.8200 IN.
				YMRP 0.0000 IN.
				ZMRP 0.0000 IN.
				SCALE 0.0040

MACH 1.00

EFFECTS OF NOSE SHAPE ON LAUNCH VEHICLE (ASRM - OFF)

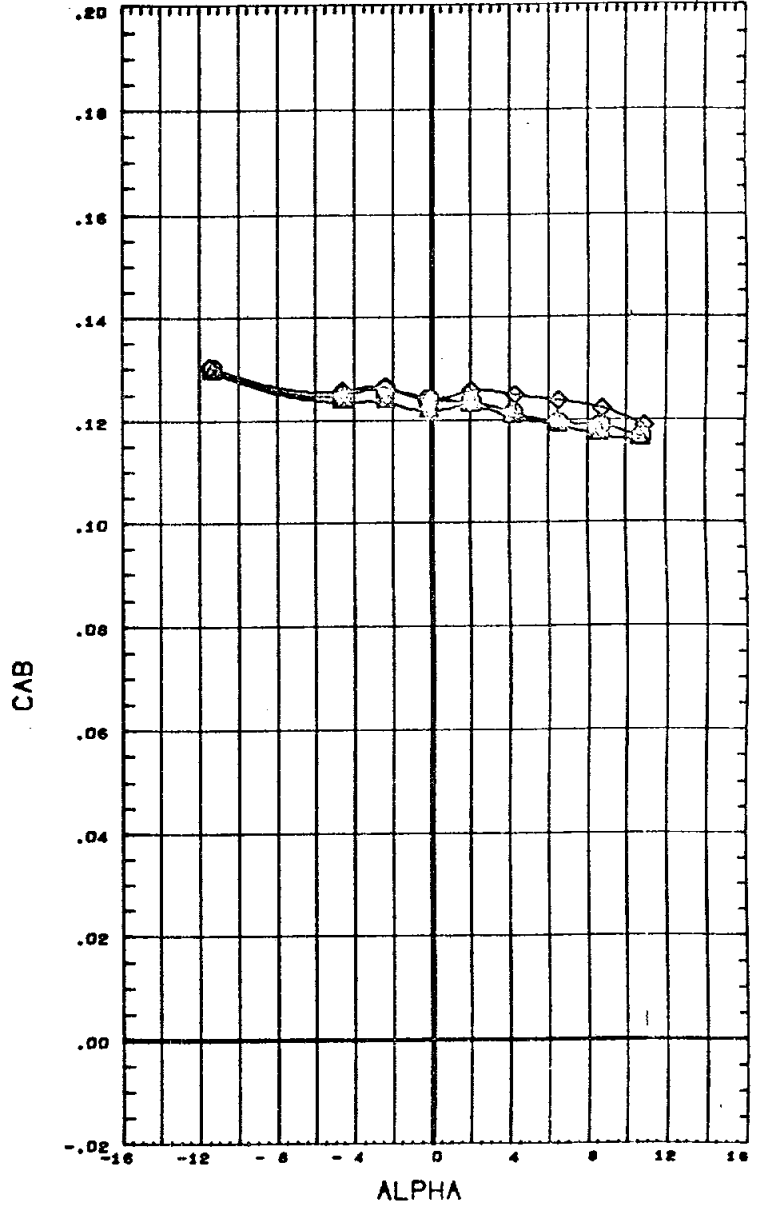
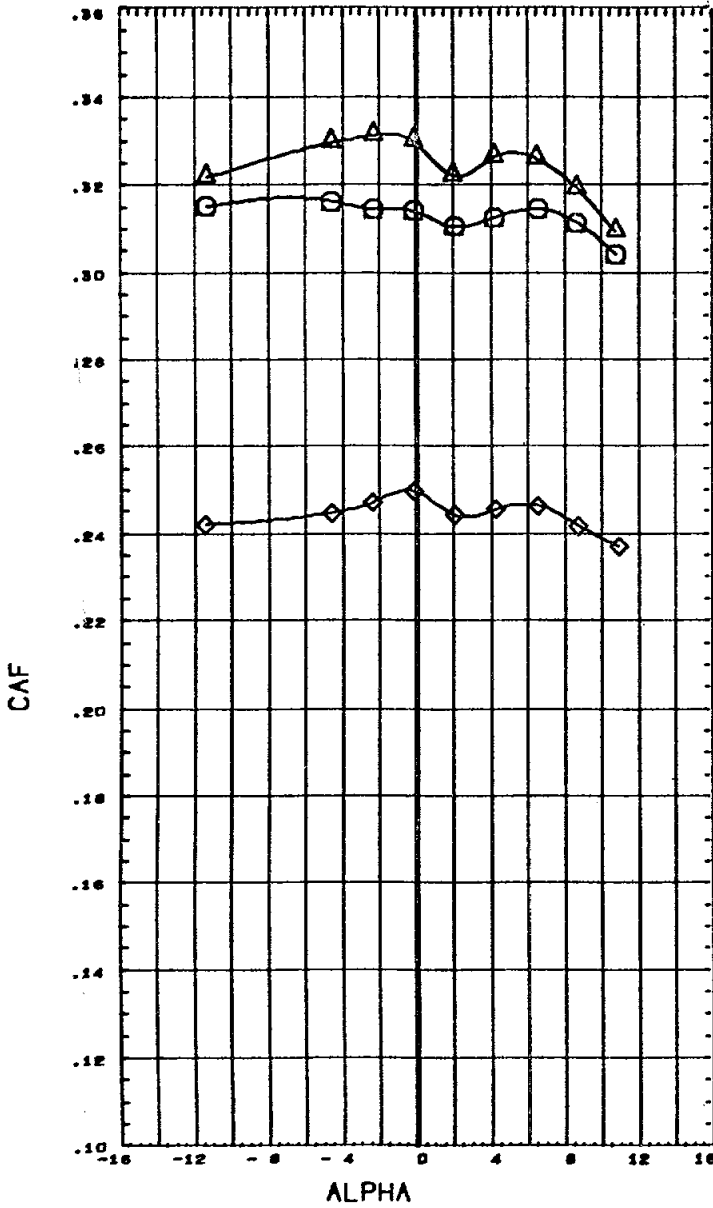


DATA SET SYMBOL	CONFIGURATION DESCRIPTION
(G77014)	M556 (IA1) NAR ATP BL LV (O1) (T1) (S1)
(G77010)	M556 (IA1) NAR ATP BL LV (O1) (T2) (S1)
(G77006)	M556 (IA1) NAR ATP BL LV (O1) (T3) (S1)

PHI	ORBINC	RUDDER	AILRON	REFERENCE INFORMATION
80.000	0.000	0.000	0.000	SREF 7.4190 SQ. IN.
80.000	0.000	0.000	0.000	LREF 5.3120 IN.
80.000	0.000	0.000	0.000	BREF 5.3120 IN.
				XMRP 4.8200 IN.
				YMRP 0.0000 IN.
				ZMRP 0.0000 IN.
				SCALE 0.0040

MACH 1.20

EFFECTS OF NOSE SHAPE ON LAUNCH VEHICLE (ASRM - OFF)



DATA SET SYMBOL	CONFIGURATION DESCRIPTION
(677014)	M556 (IA1) NAR ATP BL LV (O1) (T1) (S1)
(677010)	M556 (IA1) NAR ATP BL LV (O1) (T2) (S1)
(677006)	M556 (IA1) NAR ATP BL LV (O1) (T3) (S1)

PHI	ORBINC	RUDDER	AILRON	REFERENCE INFORMATION
60.000	0.000	0.000	0.000	SREF 7.4190 SQ. IN.
60.000	0.000	0.000	0.000	LREF 5.3120 IN.
60.000	0.000	0.000	0.000	BREF 5.3120 IN.
				XMRP 4.6200 IN.
				YMRP 0.0000 IN.
				ZMRP 0.0000 IN.
				SCALE 0.0040

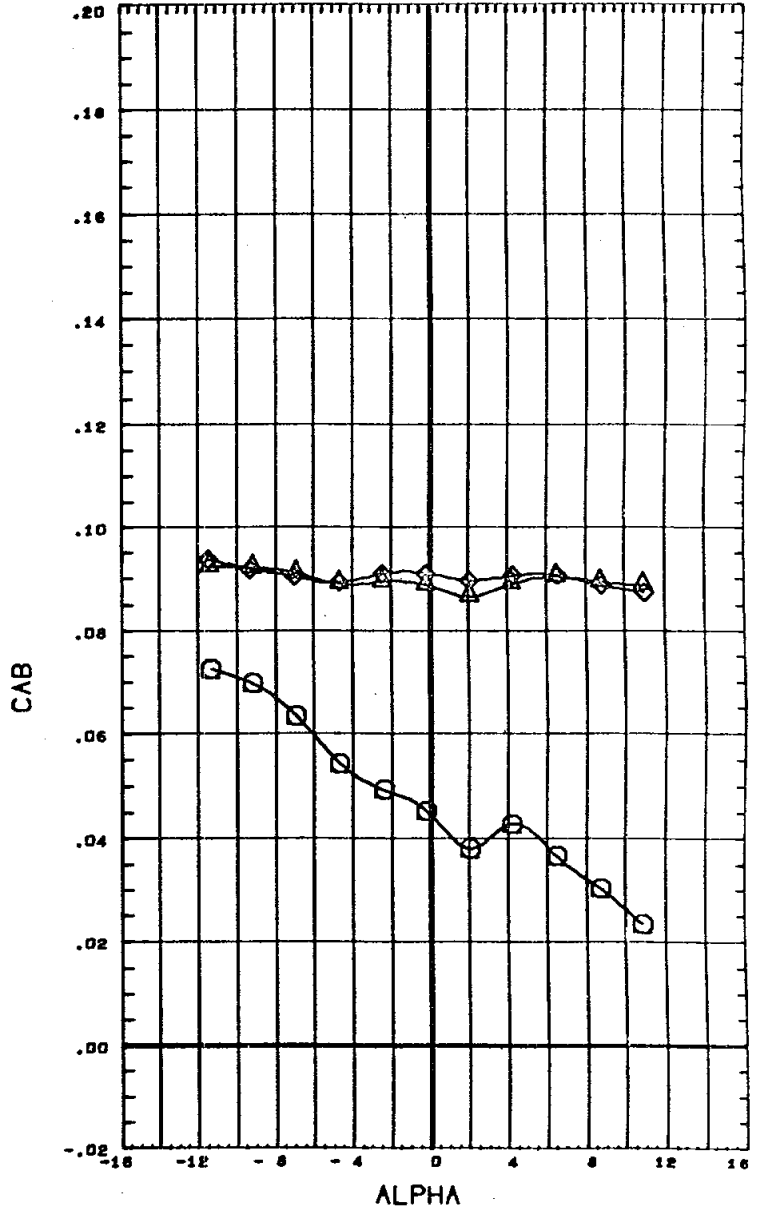
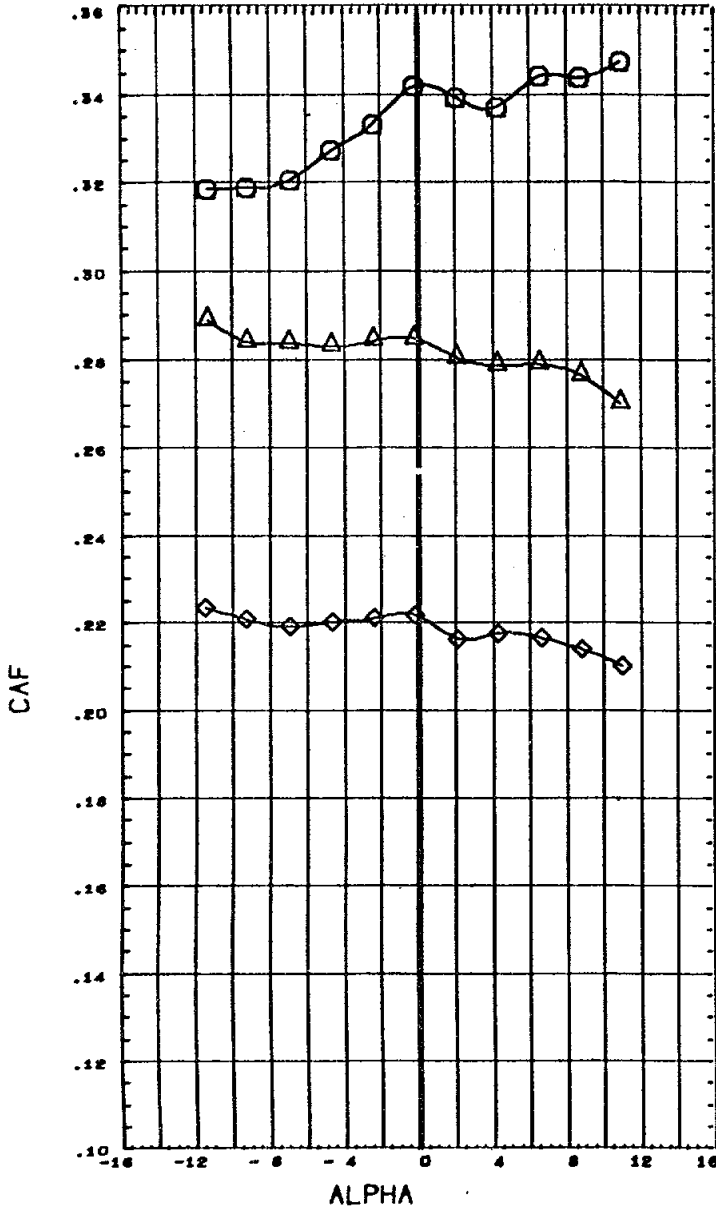
MACH

1.46

PAGE

76

EFFECTS OF NOSE SHAPE ON LAUNCH VEHICLE (ASRM - OFF)



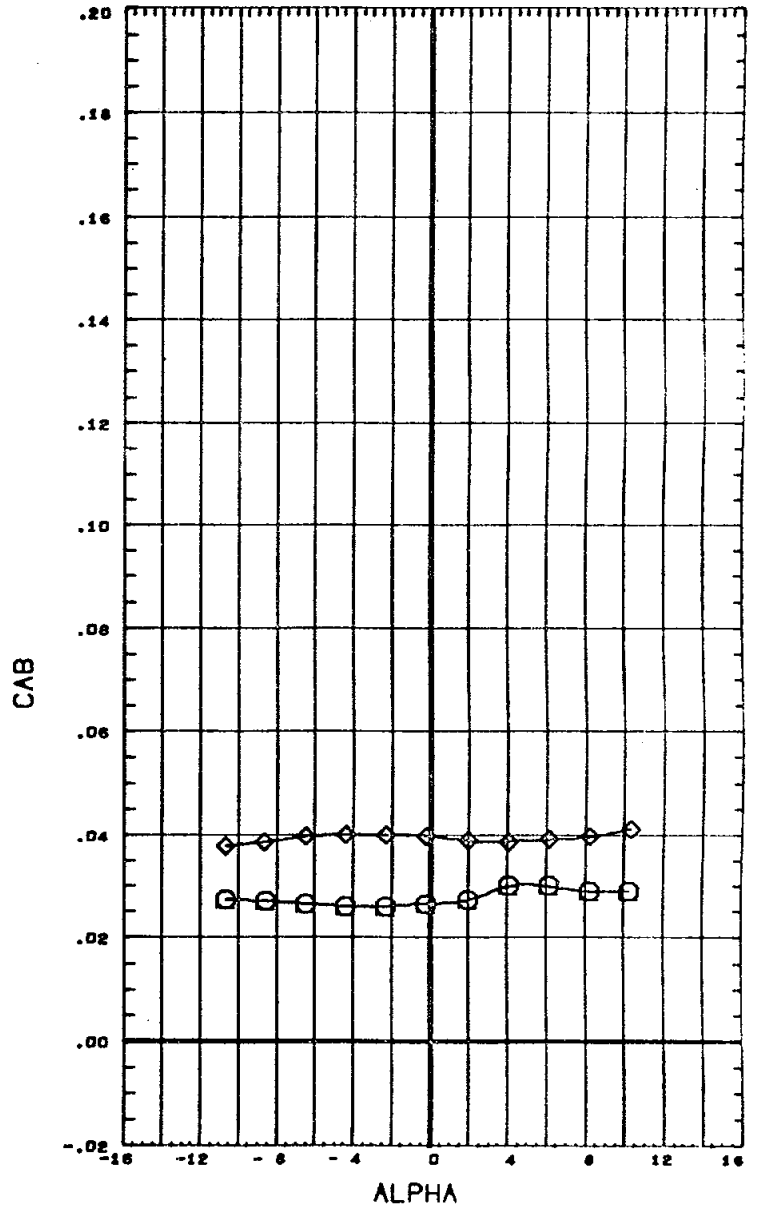
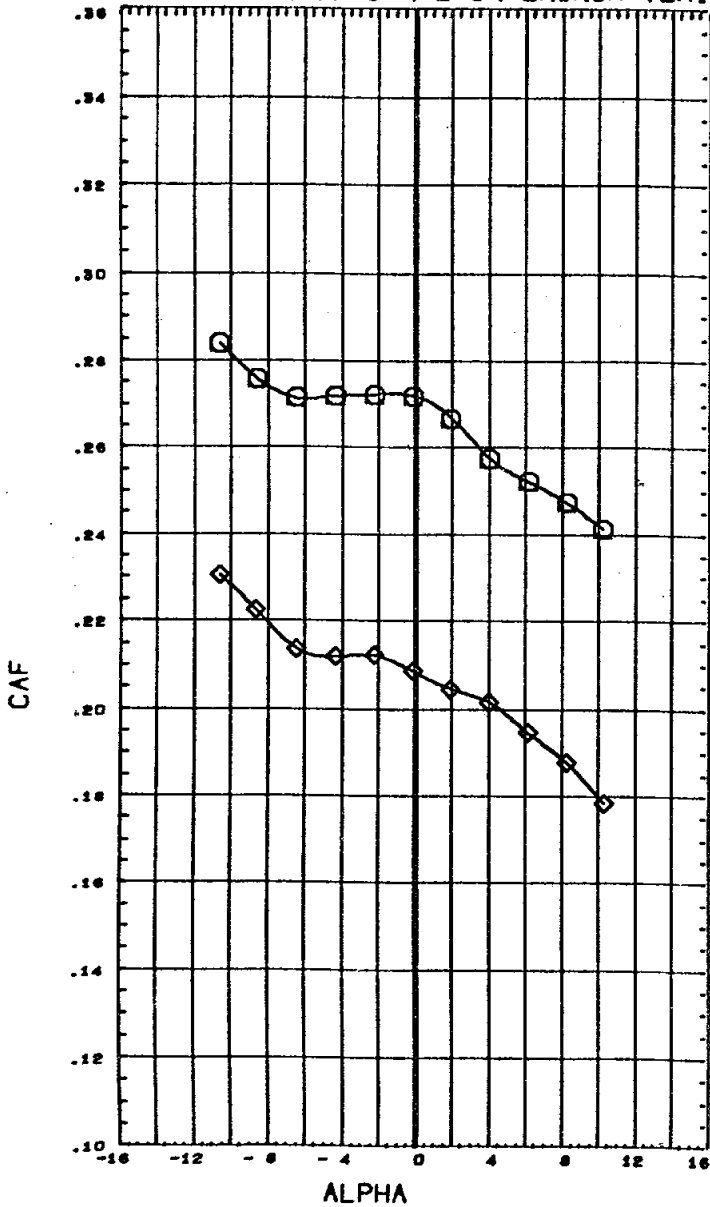
DATA SET SYMBOL	CONFIGURATION DESCRIPTION
(G77014)	M556 (IA1) NAR ATP BL LV (O1) (T1) (S1)
(G77010)	M556 (IA1) NAR ATP BL LV (O1) (T2) (S1)
(G77008)	M556 (IA1) NAR ATP BL LV (O1) (T3) (S1)

PHI	ORBINC	RUDDER	AILRON	REFERENCE INFORMATION
80.000	0.000	0.000	0.000	SREF 7.4190 SQ. IN.
80.000	0.000	0.000	0.000	LREF 5.3120 IN.
80.000	0.000	0.000	0.000	BREF 5.3120 IN.
				XMRP 4.8200 IN.
				YMRP 0.0000 IN.
				ZMRP 0.0000 IN.
				SCALE 0.0040

MACH 1.96

PAGE 77

EFFECTS OF NOSE SHAPE ON LAUNCH VEHICLE (ASRM - OFF)

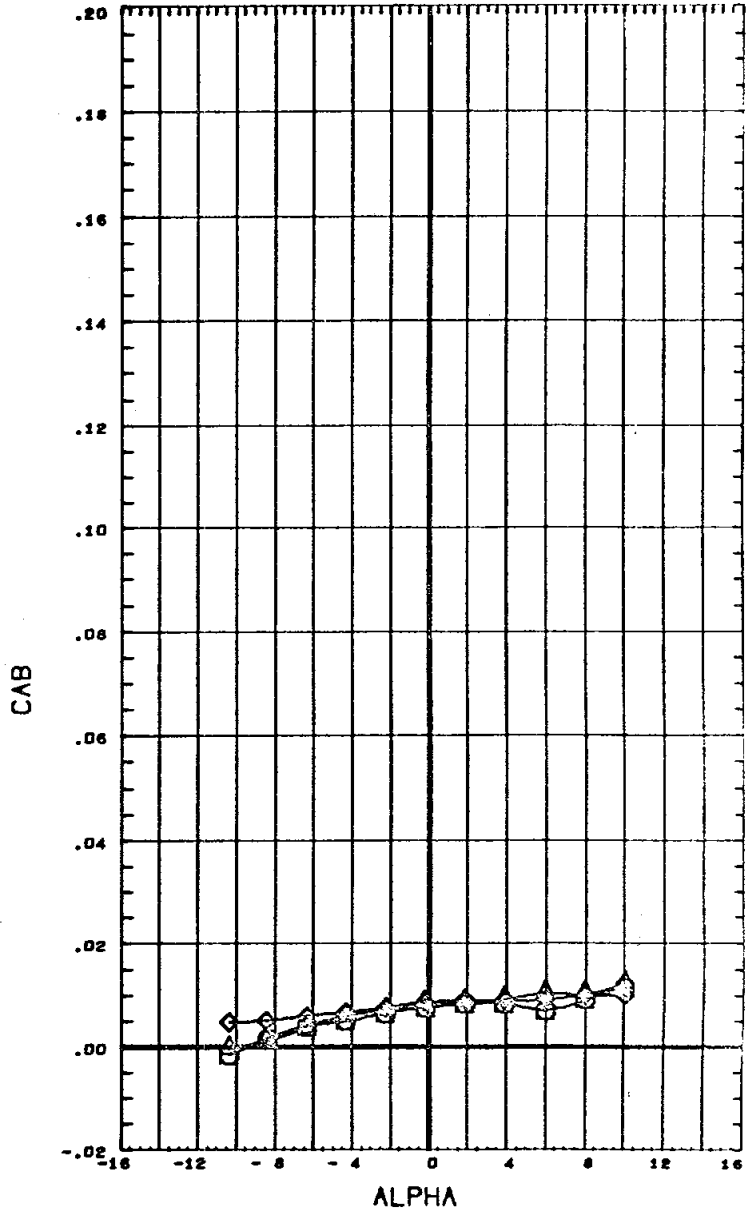
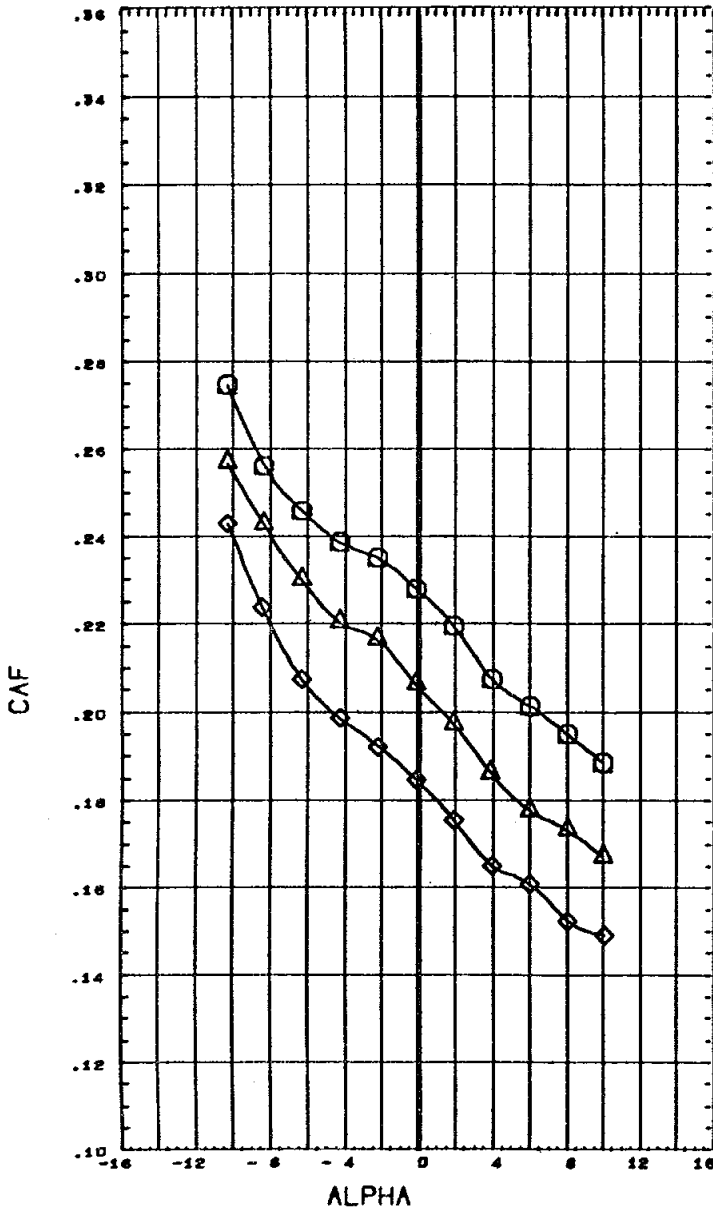


DATA SET SYMBOL	CONFIGURATION DESCRIPTION
(677014)	M556 (IA1) NAR ATP BL LV (O1) (T1) (S1)
(677010)	DATA NOT AVAILABLE FOR ALL CONDITIONS
(677006)	M556 (IA1) NAR ATP BL LV (O1) (T3) (S1)

PHI	ORBINC	RUDDER	AILRON	REFERENCE INFORMATION
80.000	0.000	0.000	0.000	SREF 7.4190 SQ. IN.
80.000	0.000	0.000	0.000	LREF 5.3120 IN.
80.000	0.000	0.000	0.000	BREF 5.3120 IN.
				XMRP 4.8200 IN.
				YMRP 0.0000 IN.
				ZMRP 0.0000 IN.
				SCALE 0.0040

MACH 2.99

EFFECTS OF NOSE SHAPE ON LAUNCH VEHICLE (ASRM - OFF)

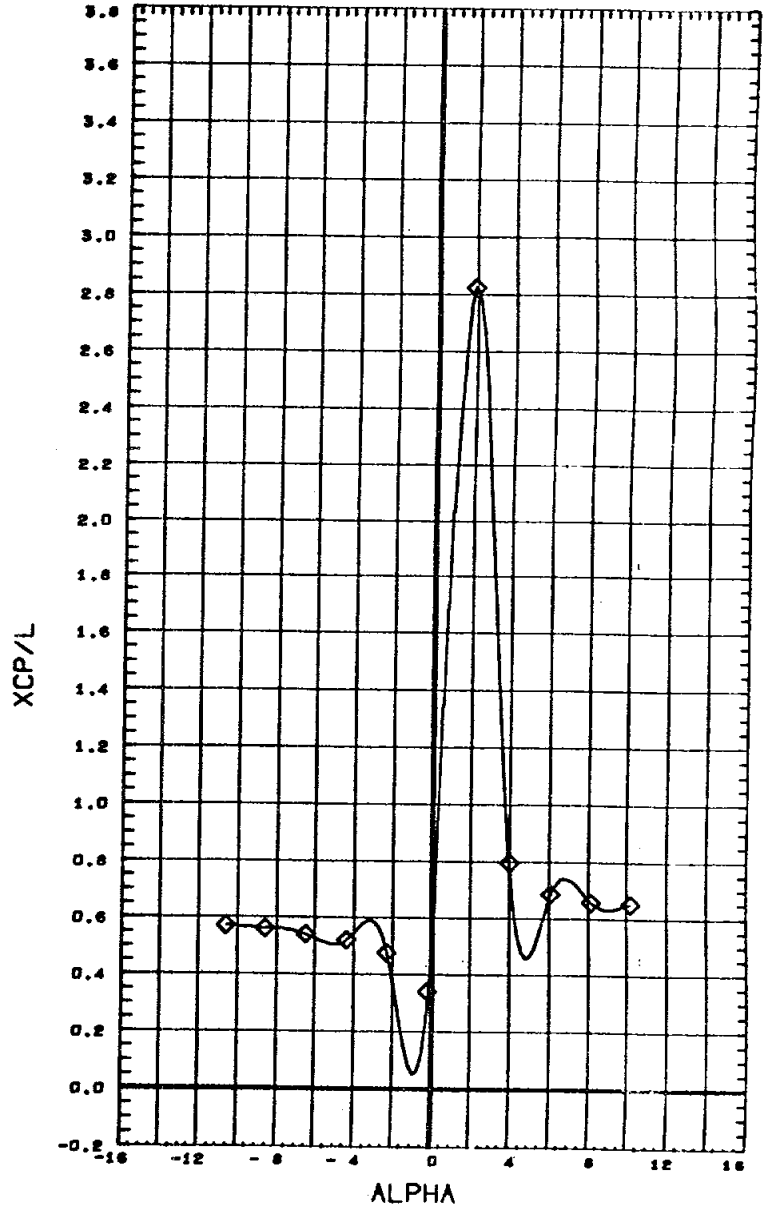
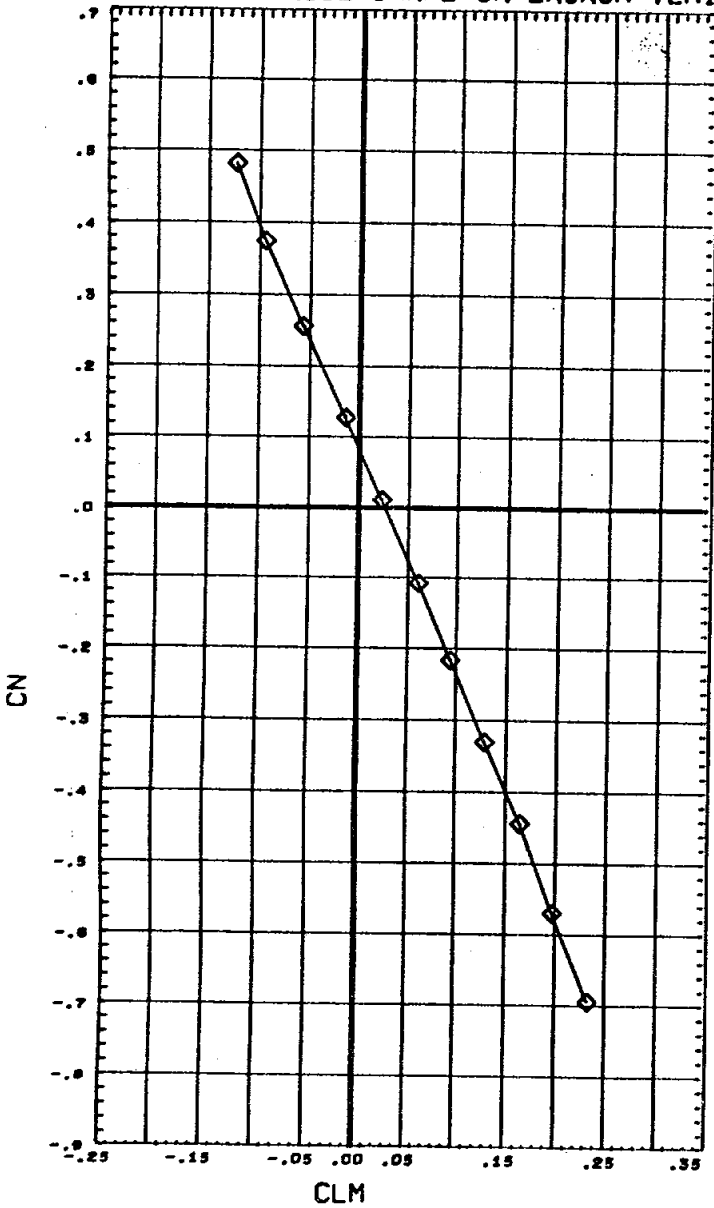


DATA SET SYMBOL	CONFIGURATION DESCRIPTION
(G77014)	M556 (IA1) NAR ATP BL LV (O1) (T1) (S1)
(G77010)	M556 (IA1) NAR ATP BL LV (O1) (T2) (S1)
(G77006)	M556 (IA1) NAR ATP BL LV (O1) (T3) (S1)

PHI	ORBINC	RUDDER	AILRON	REFERENCE INFORMATION
80.000	0.000	0.000	0.000	SREF 7.4190 sq. IN.
80.000	0.000	0.000	0.000	LREF 5.3120 IN.
80.000	0.000	0.000	0.000	BREF 5.3120 IN.
				XMRP 4.8200 IN.
				YMRP 0.0000 IN.
				ZMRP 0.0000 IN.
				SCALE 0.0040

MACH 4.96

EFFECTS OF NOSE SHAPE ON LAUNCH VEHICLE (ASRM - OFF)

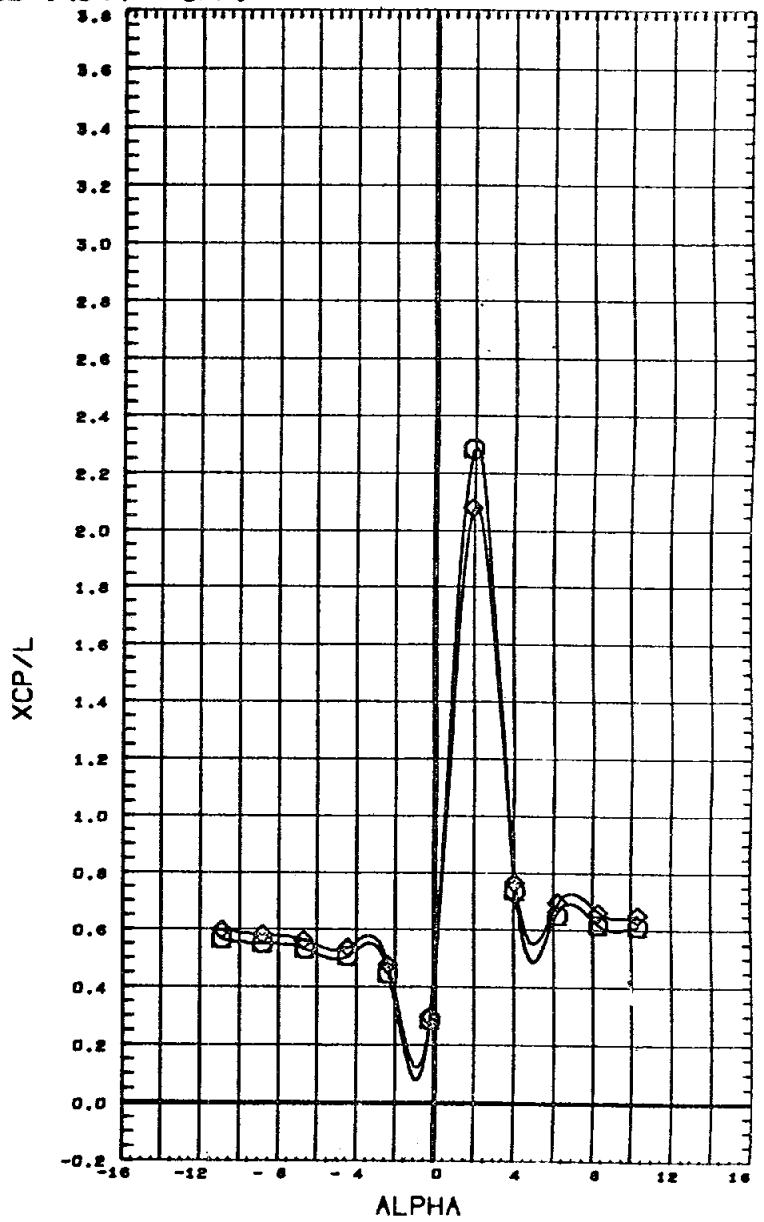
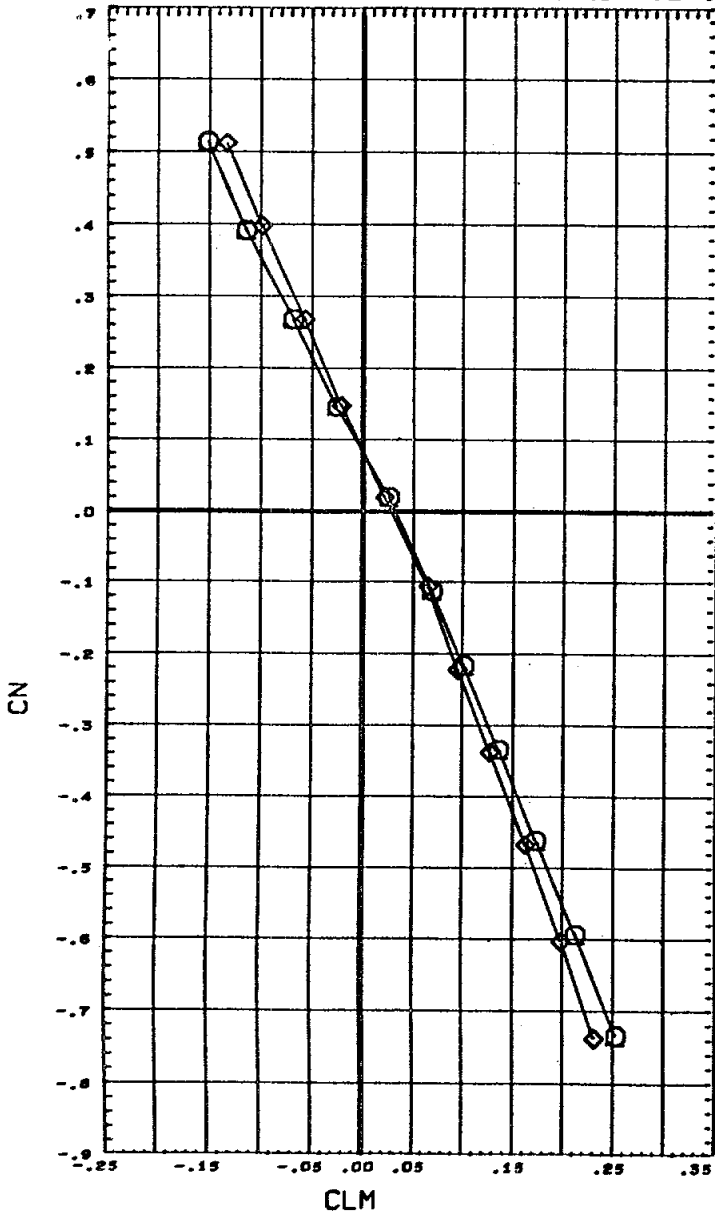


DATA SET SYMBOL CONFIGURATION DESCRIPTION
 (G77014) ○ DATA NOT AVAILABLE FOR ALL CONDITIONS
 (G77010) △ DATA NOT AVAILABLE FOR ALL CONDITIONS
 (G77006) ◇ M556 (IA1) NAR ATP BL LV (O1) (T3) (S1)

PHI	ORBINC	RUDDER	AILRON	REFERENCE INFORMATION	
80.000	0.000	0.000	0.000	SREF	7.4190 sq. in.
80.000	0.000	0.000	0.000	LREF	5.3120 in.
80.000	0.000	0.000	0.000	BREF	5.3120 in.
				XMRP	4.8200 in.
				YMRP	0.0000 in.
				ZMRP	0.0000 in.
				SCALE	0.0040

MACH .60

EFFECTS OF NOSE SHAPE ON LAUNCH VEHICLE (ASRM - OFF)

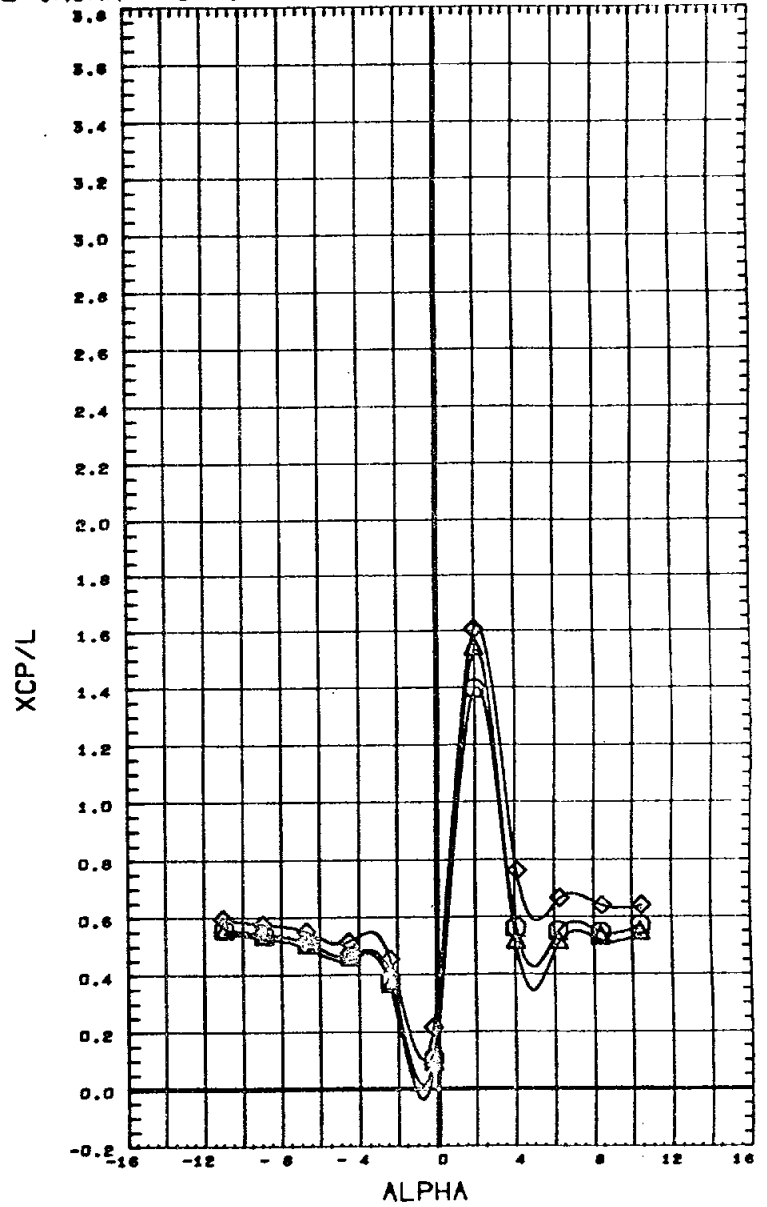
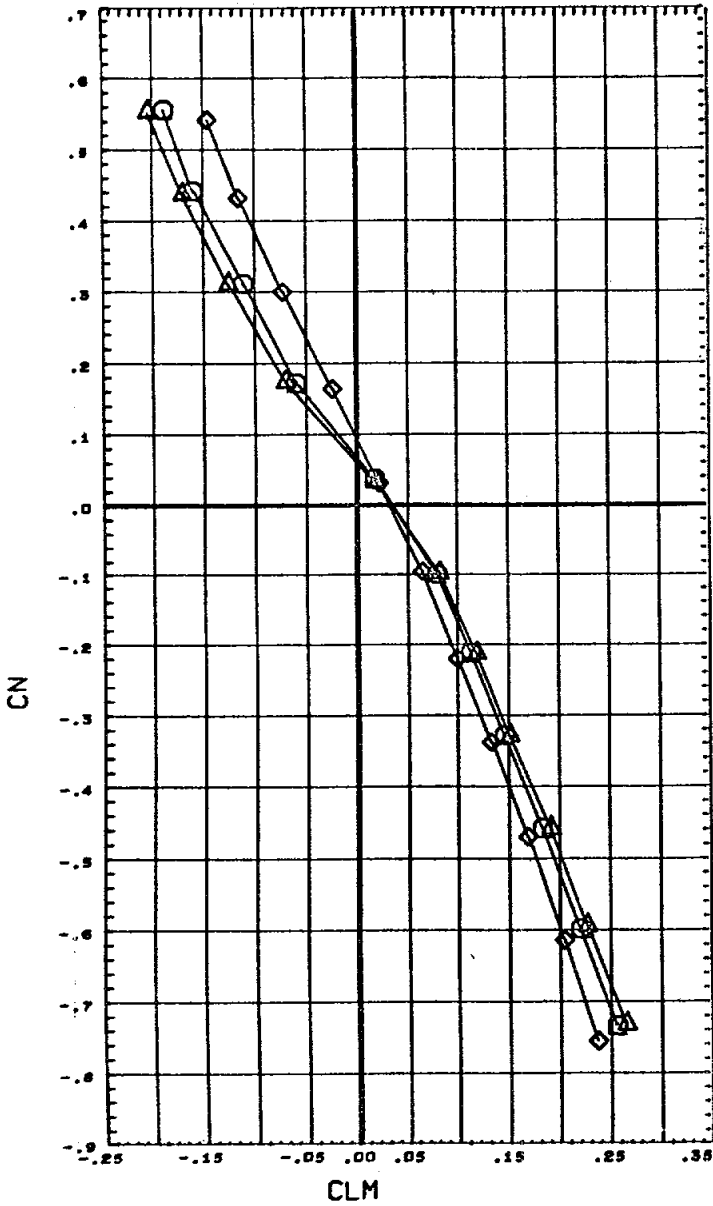


DATA SET SYMBOL CONFIGURATION DESCRIPTION
 (677014) ◯ M556 (IA1) NAR ATP BL LV (O1) (T1) (S1)
 (677010) ◻ DATA NOT AVAILABLE FOR ALL CONDITIONS
 (677006) ◊ M556 (IA1) NAR ATP BL LV (O1) (T3) (S1)

PHI	ORBINC	RUDDER	AILRON	REFERENCE INFORMATION	
80.000	0.000	0.000	0.000	SREF	7.4190 SQ. IN.
80.000	0.000	0.000	0.000	LREF	5.3120 IN.
80.000	0.000	0.000	0.000	BREF	5.3120 IN.
				XMRP	4.8200 IN.
				YMRP	0.0000 IN.
				ZMRP	0.0000 IN.
				SCALE	0.0040

MACH .80

EFFECTS OF NOSE SHAPE ON LAUNCH VEHICLE (ASRM - OFF)

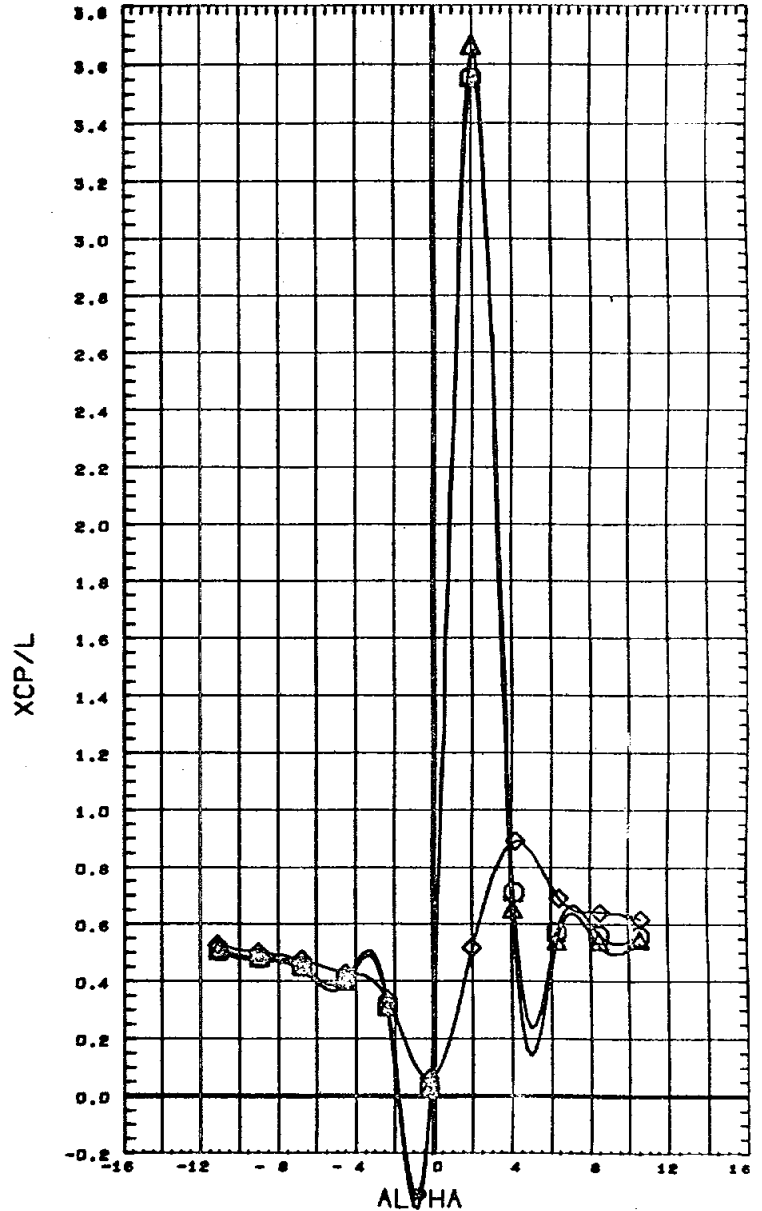
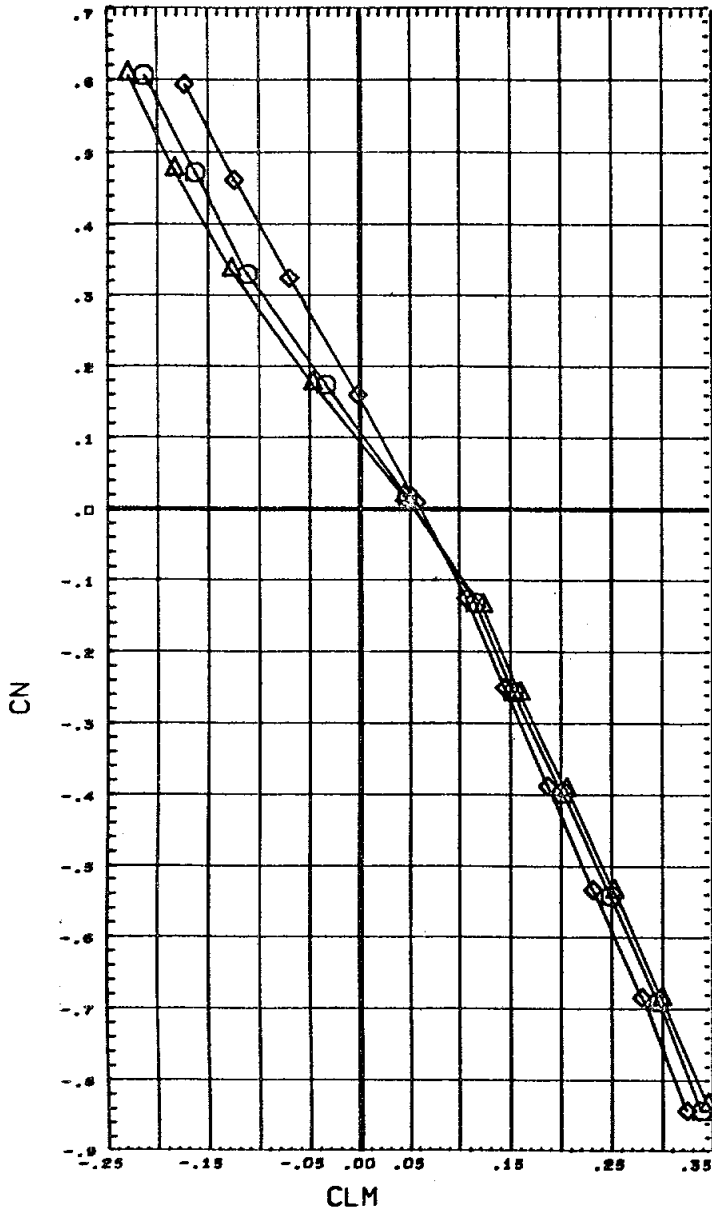


DATA SET SYMBOL	CONFIGURATION DESCRIPTION
(G77014)	M556 (IA1) NAR ATP BL LV (O1) (T1) (S1)
(G77010)	M556 (IA1) NAR ATP BL LV (O1) (T2) (S1)
(G77006)	M556 (IA1) NAR ATP BL LV (O1) (T3) (S1)

PHI	ORBINC	RUDDER	AILRON	REFERENCE INFORMATION
80.000	0.000	0.000	0.000	SREF 7.4190 80. IN.
80.000	0.000	0.000	0.000	LREF 5.3120 IN.
80.000	0.000	0.000	0.000	BREF 5.3120 IN.
				XMRP 4.8200 IN.
				YMRP 0.0000 IN.
				ZMRP 0.0000 IN.
				SCALE 0.0040

MACH .90

EFFECTS OF NOSE SHAPE ON LAUNCH VEHICLE (ASRM - OFF)

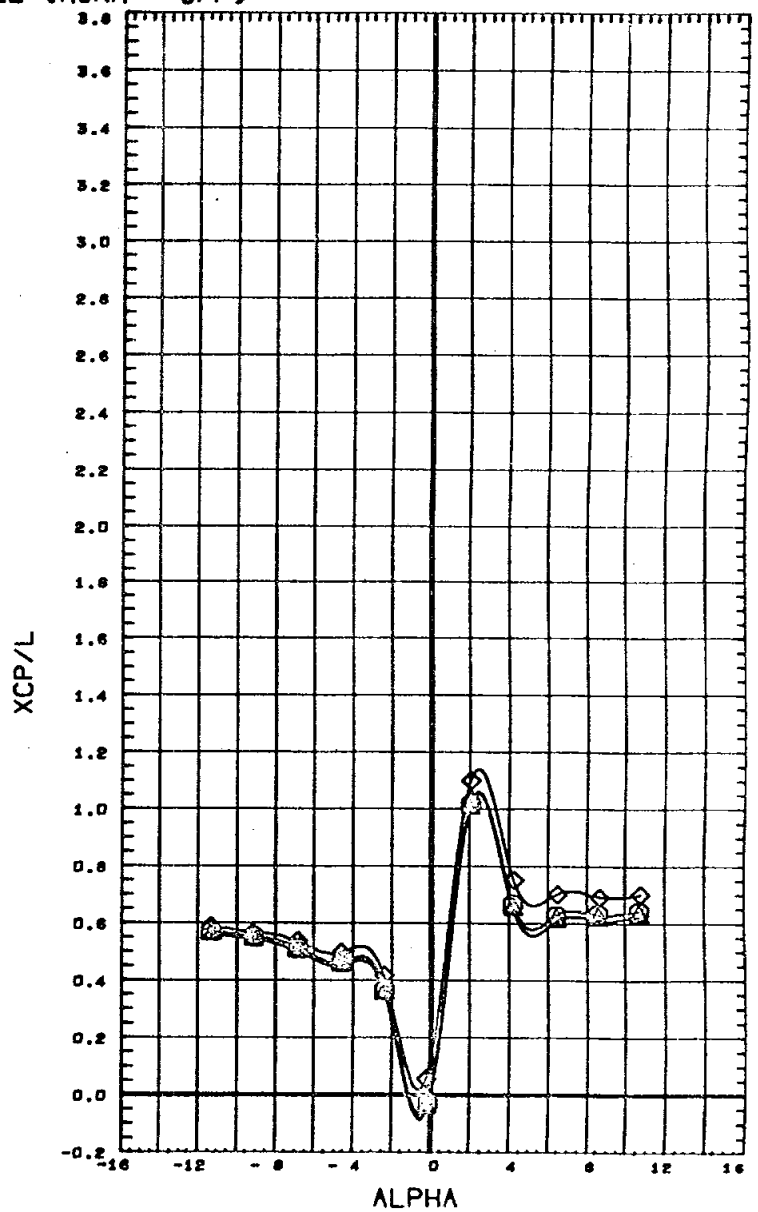
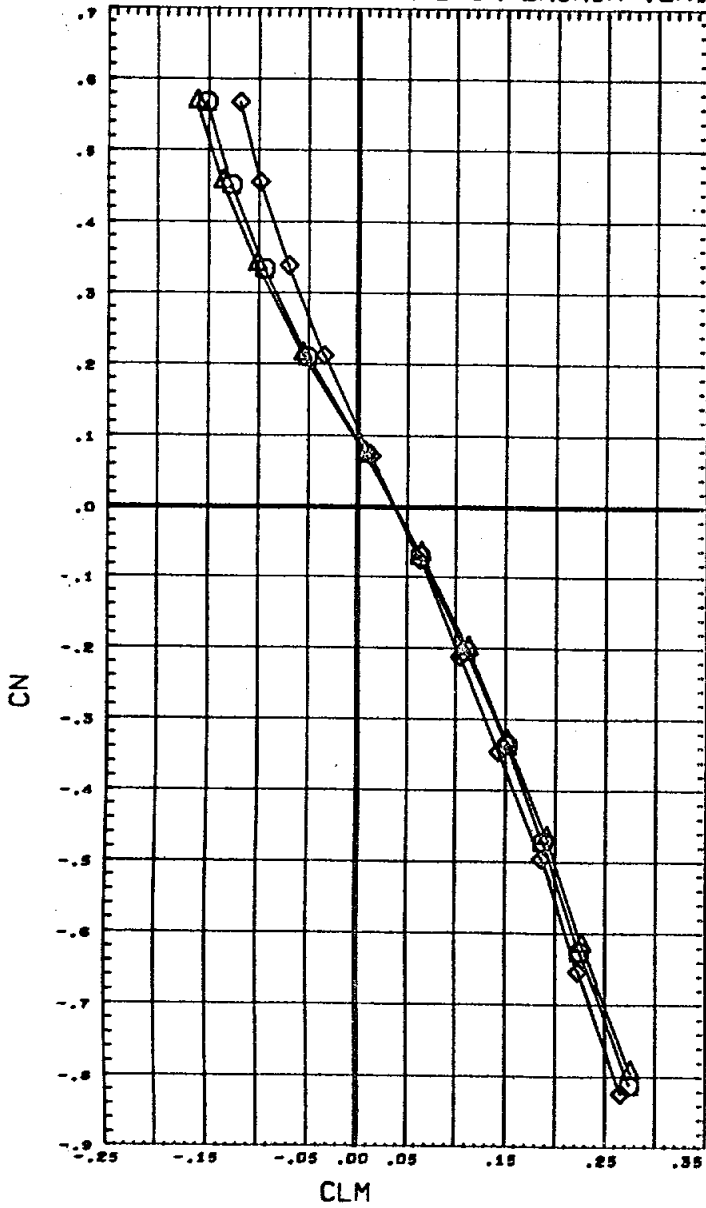


DATA SET SYMBOL	CONFIGURATION DESCRIPTION
(677014)	M556 (IA1) NAR ATP BL LV (O1) (T1) (S1)
(677010)	M556 (IA1) NAR ATP BL LV (O1) (T2) (S1)
(677008)	M556 (IA1) NAR ATP BL LV (O1) (T3) (S1)

PHI	ORBINC	RUDDER	AILRON	REFERENCE INFORMATION
90.000	0.000	0.000	0.000	SREF 7.4190 SQ. IN.
90.000	0.000	0.000	0.000	LREF 5.3120 IN.
90.000	0.000	0.000	0.000	BREF 5.3120 IN.
				XMRP 4.8200 IN.
				YMRP 0.0000 IN.
				ZMRP 0.0000 IN.
				SCALE 0.0040

MACH 1.00

EFFECTS OF NOSE SHAPE ON LAUNCH VEHICLE (ASRM - OFF)

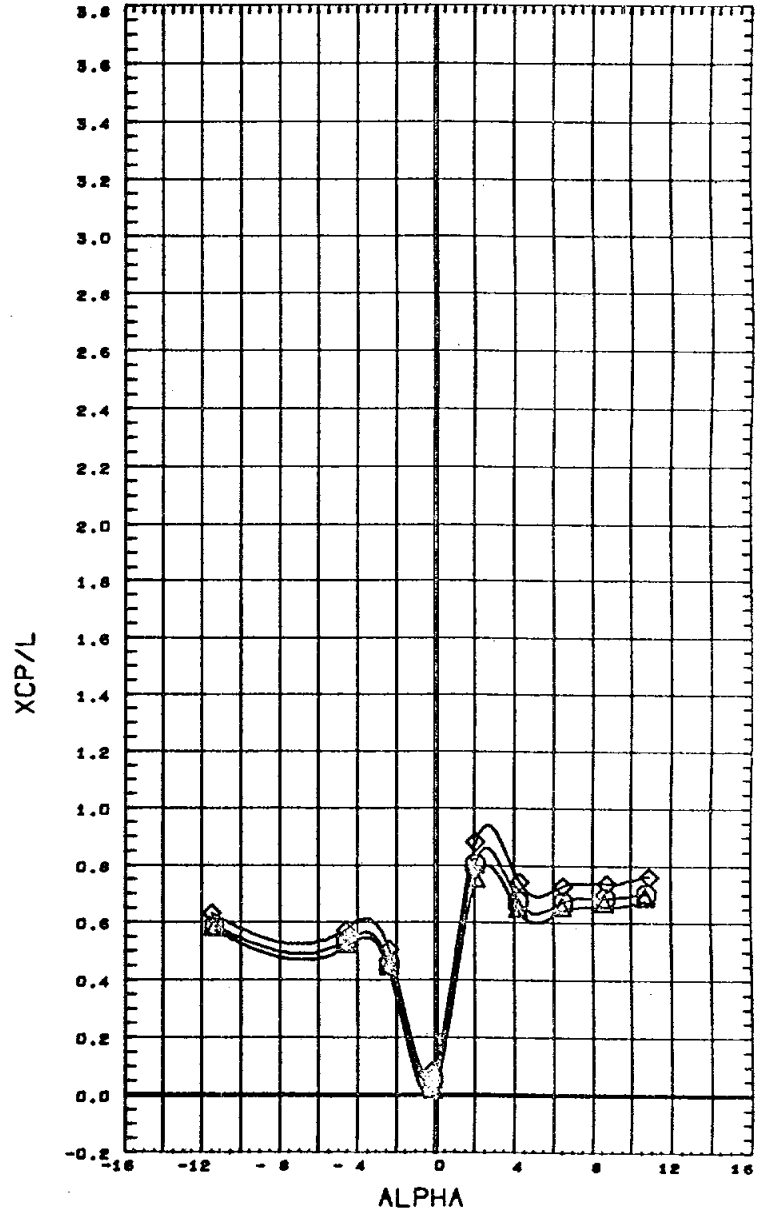
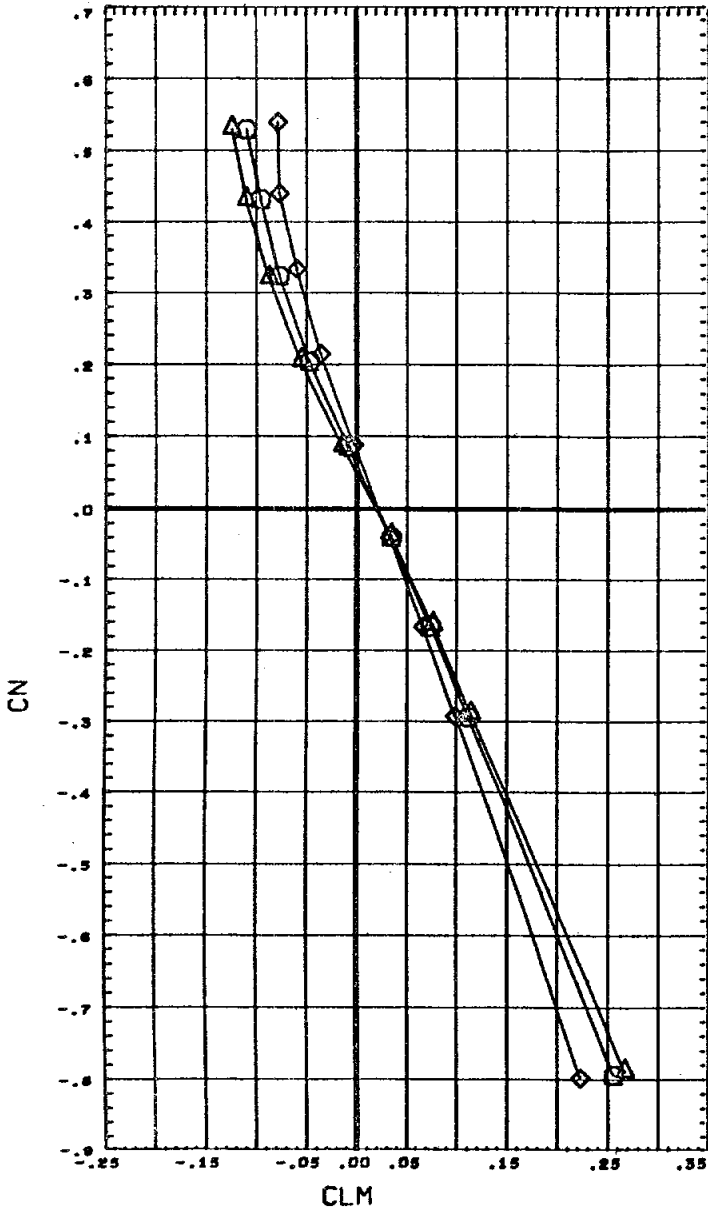


DATA SET SYMBOL	CONFIGURATION DESCRIPTION
(677014)	M556 (IA1) NAR ATP BL LV (O1) (T1) (S1)
(677010)	M556 (IA1) NAR ATP BL LV (O1) (T2) (S1)
(677006)	M556 (IA1) NAR ATP BL LV (O1) (T3) (S1)

PHI	ORBINC	RUDDER	AILRON	REFERENCE INFORMATION
80.000	0.000	0.000	0.000	SREF 7.4190 SQ. IN.
80.000	0.000	0.000	0.000	LREF 5.3120 IN.
80.000	0.000	0.000	0.000	BREF 5.3120 IN.
				XHRP 4.6200 IN.
				YHRP 0.0000 IN.
				ZHRP 0.0000 IN.
				SCALE 0.0040

MACH 1.20

EFFECTS OF NOSE SHAPE ON LAUNCH VEHICLE (ASRM - OFF)

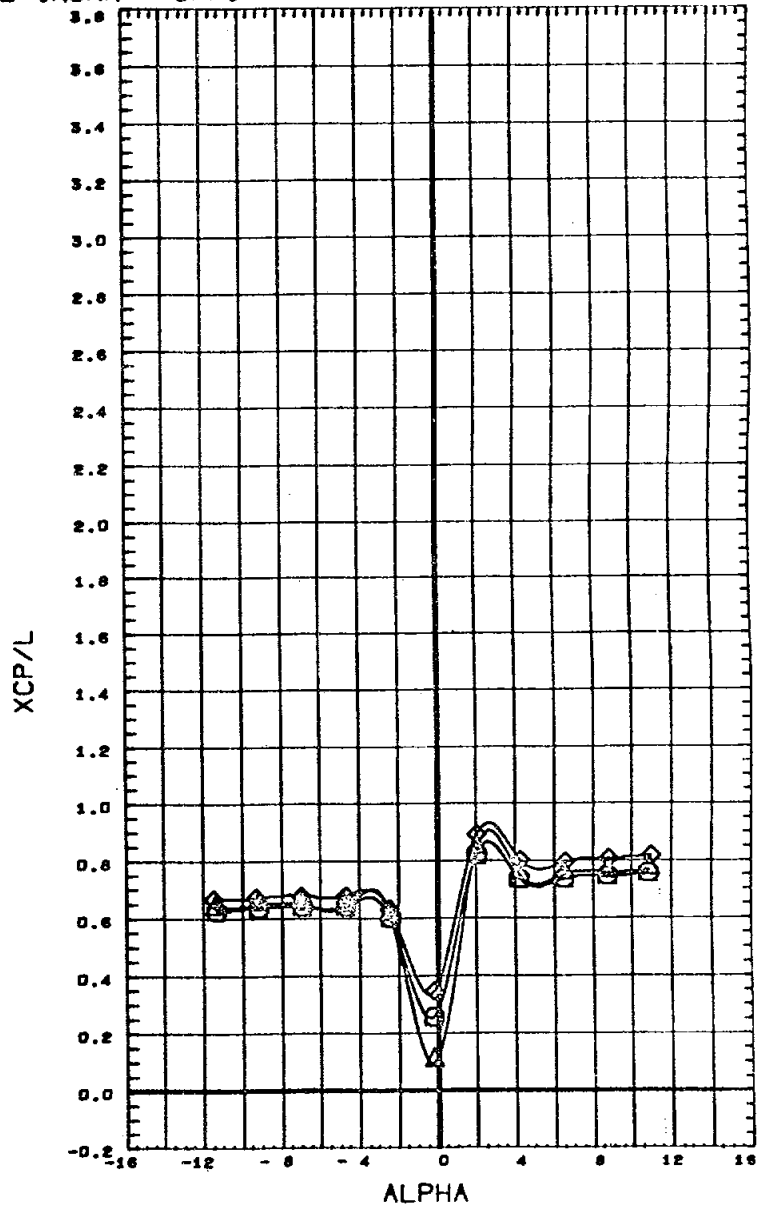
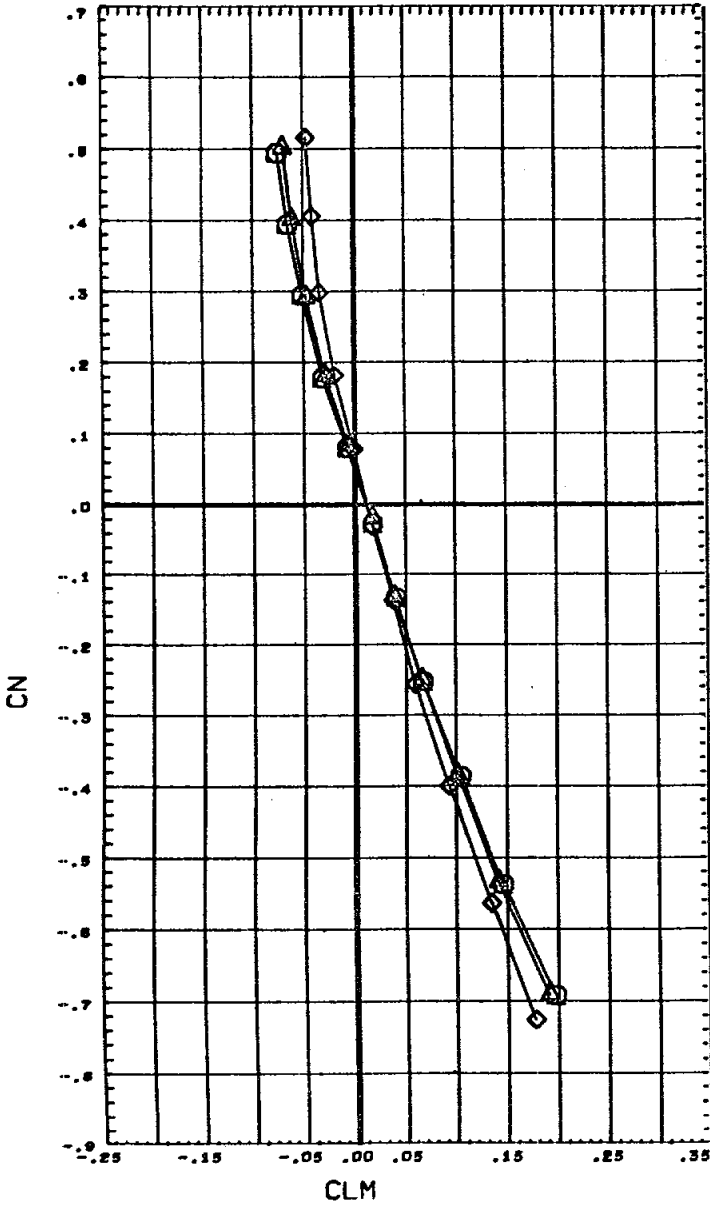


DATA SET SYMBOL	CONFIGURATION DESCRIPTION
(677014)	M556 (IA1) NAR ATP BL LV (O1) (T1) (S1)
(677010)	M556 (IA1) NAR ATP BL LV (O1) (T2) (S1)
(677006)	M556 (IA1) NAR ATP BL LV (O1) (T3) (S1)

PHI	ORBINC	RUDDER	AILRON	REFERENCE INFORMATION
80.000	0.000	0.000	0.000	SREF 7.4190 SQ. IN.
80.000	0.000	0.000	0.000	LREF 5.3120 IN.
80.000	0.000	0.000	0.000	BREF 5.3120 IN.
				XMRP 4.8200 IN.
				YMRP 0.0000 IN.
				ZMRP 0.0000 IN.
				SCALE 0.0040

MACH 1.46

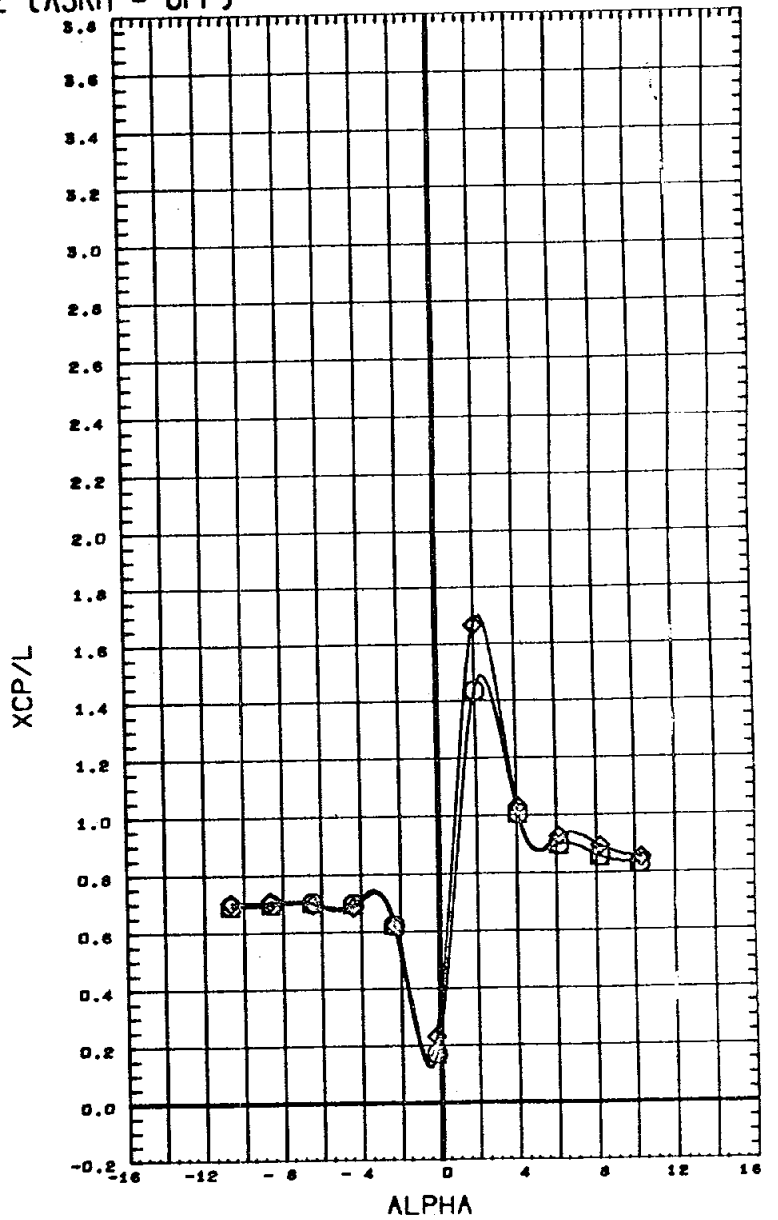
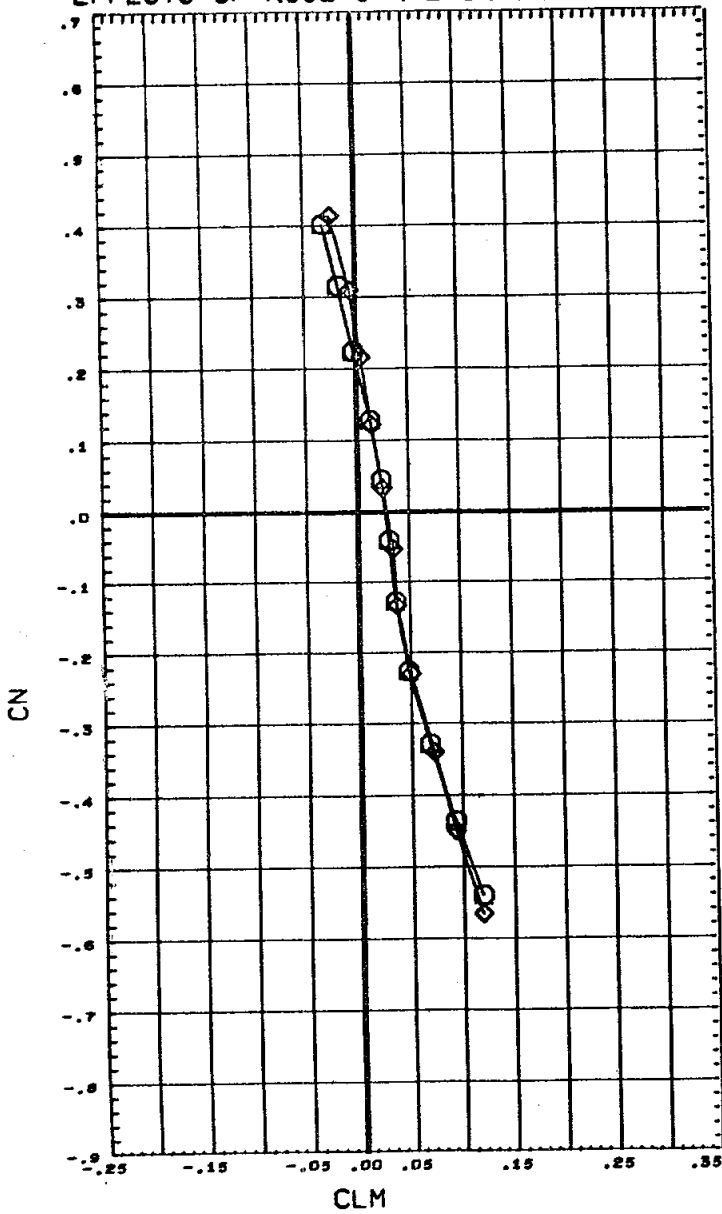
EFFECTS OF NOSE SHAPE ON LAUNCH VEHICLE (ASRM - OFF)



DATA SET SYMBOL	CONFIGURATION DESCRIPTION
(677014)	M556 (IA1) NAR ATP BL LV (O1) (T1) (S1)
(677010)	M556 (IA1) NAR ATP BL LV (O1) (T2) (S1)
(677006)	M556 (IA1) NAR ATP BL LV (O1) (T3) (S1)

PHI	ORBINC	RUDDER	AILRON	REFERENCE INFORMATION
80.000	0.000	0.000	0.000	SREF 7.4190 90. IN.
80.000	0.000	0.000	0.000	LREF 5.3120 IN.
80.000	0.000	0.000	0.000	BREF 5.3120 IN.
				XMRP 4.8200 IN.
				YMRP 0.0000 IN.
				ZMRP 0.0000 IN.
				SCALE 0.0040

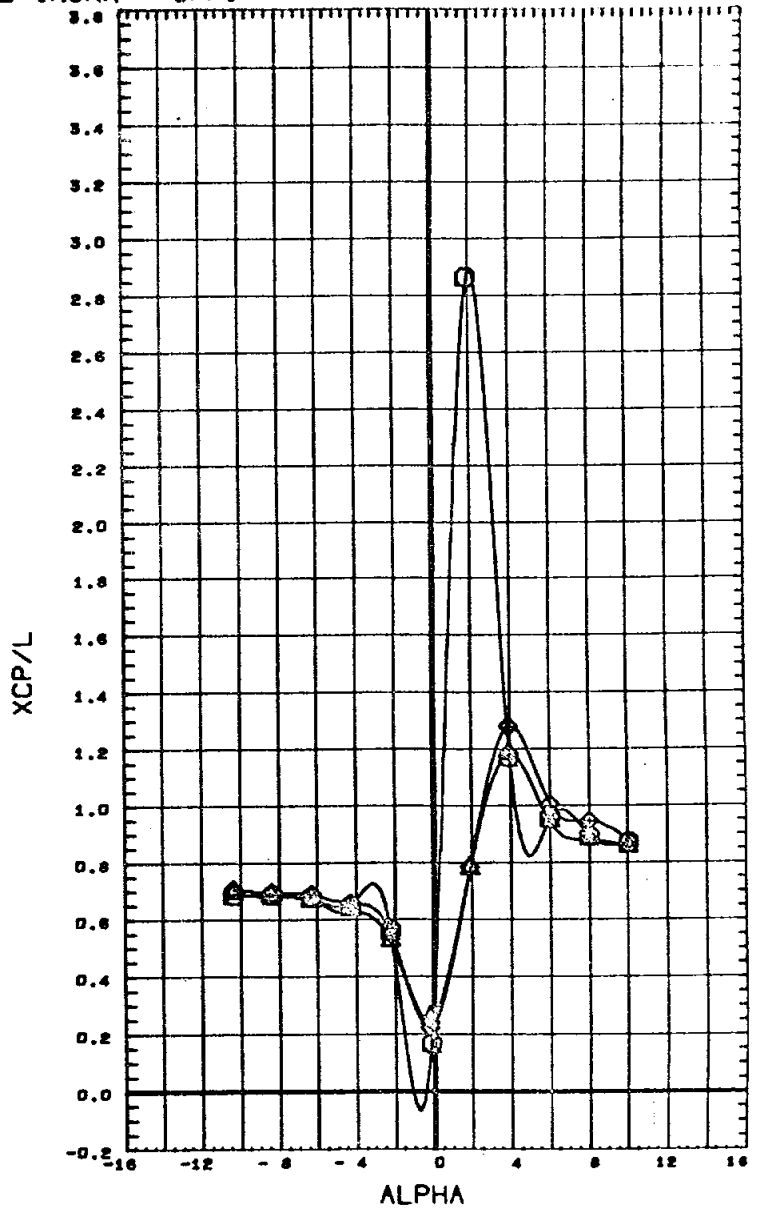
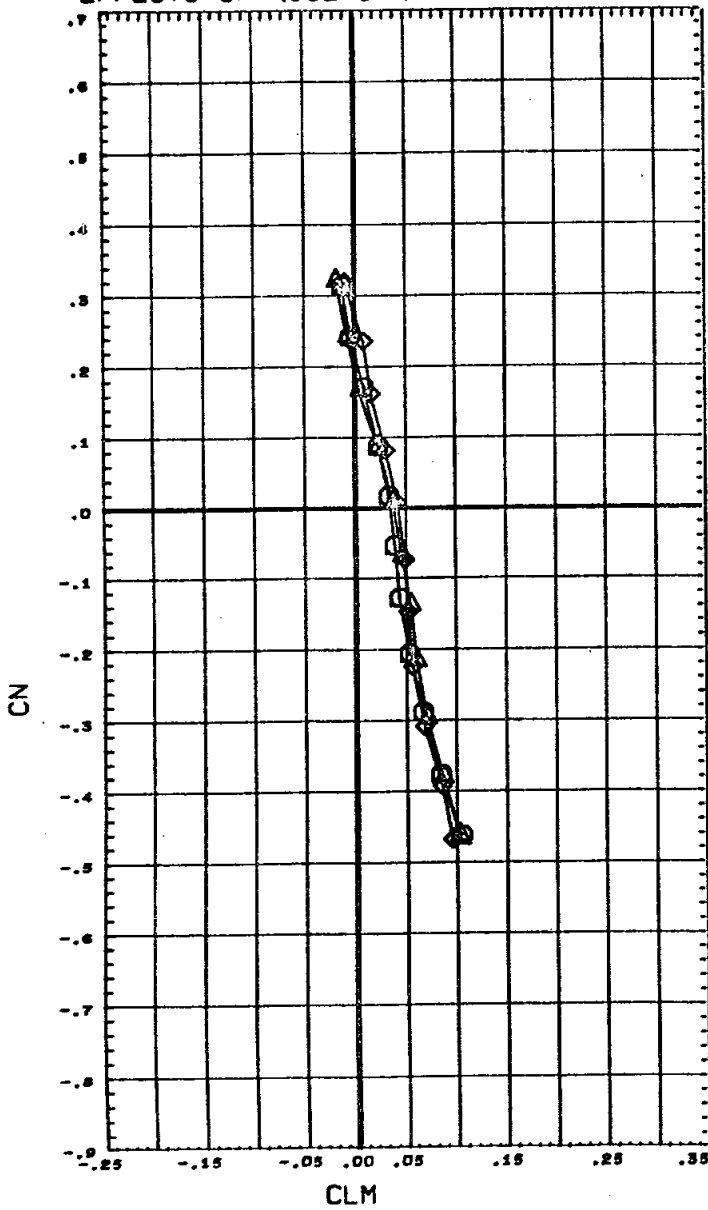
EFFECTS OF NOSE SHAPE ON LAUNCH VEHICLE (ASRM - OFF)



DATA SET SYMBOL CONFIGURATION DESCRIPTION
 (677014) M556(1A1) NAR ATP BL LV (O1) (T1) (S1)
 (677010) DATA NOT AVAILABLE FOR ALL CONDITIONS
 (677006) M556(1A1) NAR ATP BL LV (O1) (T3) (S1)

PHI	ORBINC	RUDDER	AILRON	REFERENCE INFORMATION	
80.000	0.000	0.000	0.000	SREF	7.4190 SQ. IN.
80.000	0.000	0.000	0.000	LREF	5.3120 IN.
80.000	0.000	0.000	0.000	BREF	5.3120 IN.
				XMRP	4.8200 IN.
				YMRP	0.0000 IN.
				ZMRP	0.0000 IN.
				SCALE	0.0040

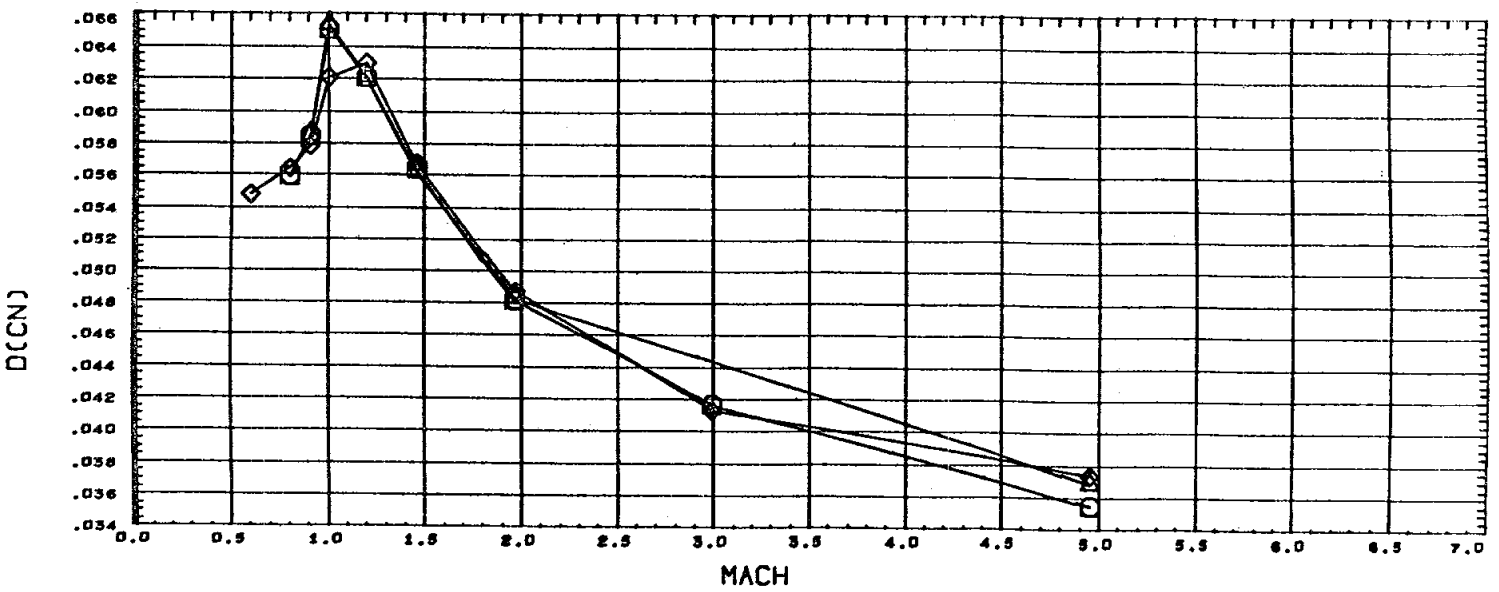
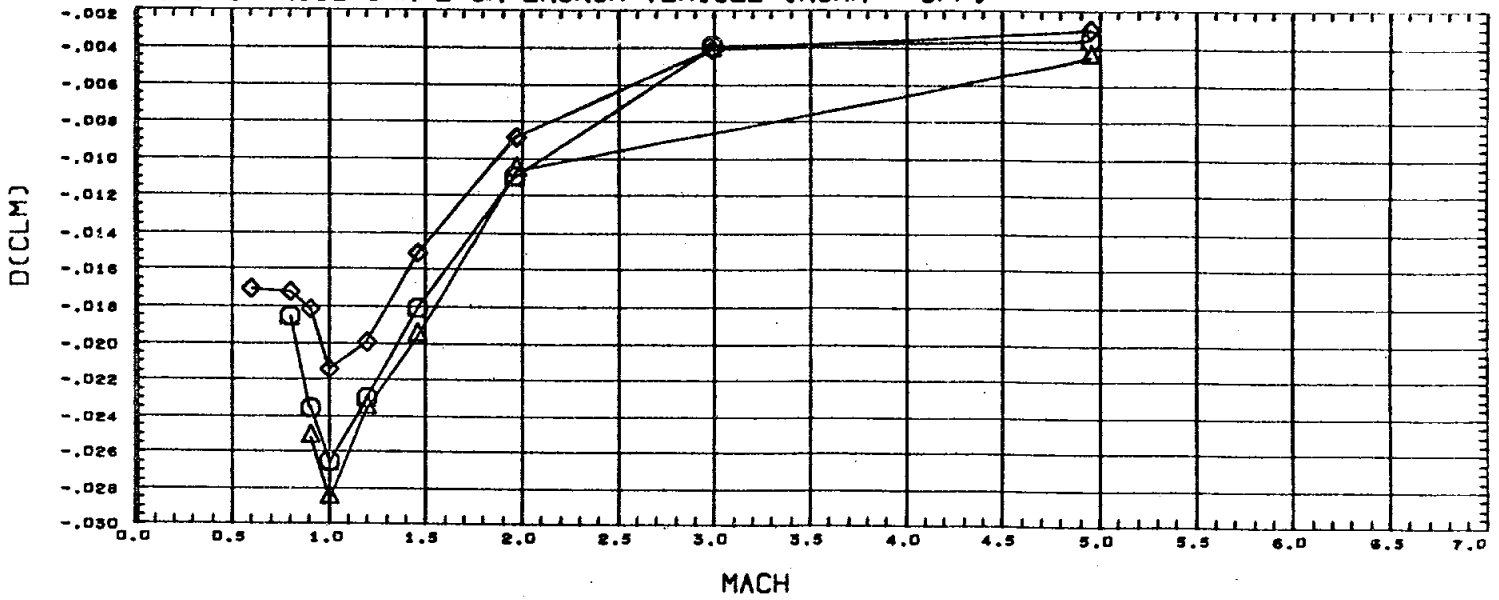
EFFECTS OF NOSE SHAPE ON LAUNCH VEHICLE (ASRM - OFF)



DATA SET SYMBOL	CONFIGURATION DESCRIPTION
(C77014)	M556 (IA1) NAR ATP BL LV (O1) (T1) (S1)
(C77010)	M556 (IA1) NAR ATP BL LV (O1) (T2) (S1)
(C77006)	M556 (IA1) NAR ATP BL LV (O1) (T3) (S1)

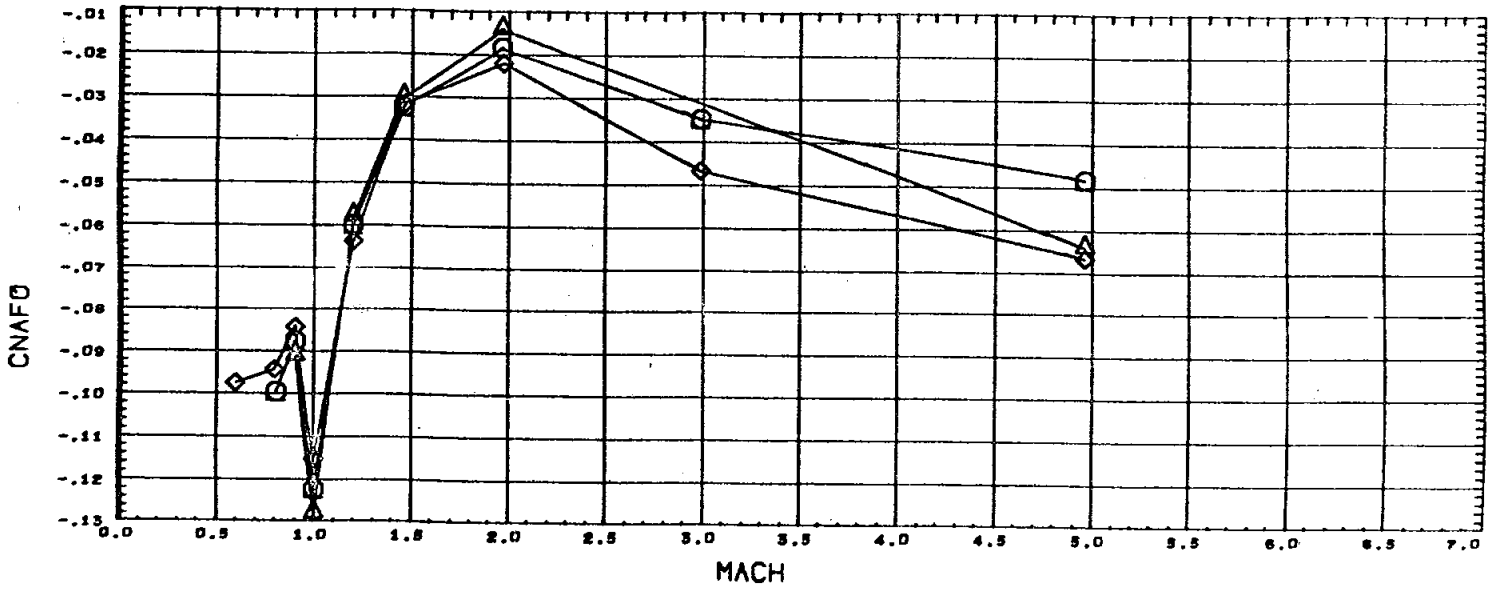
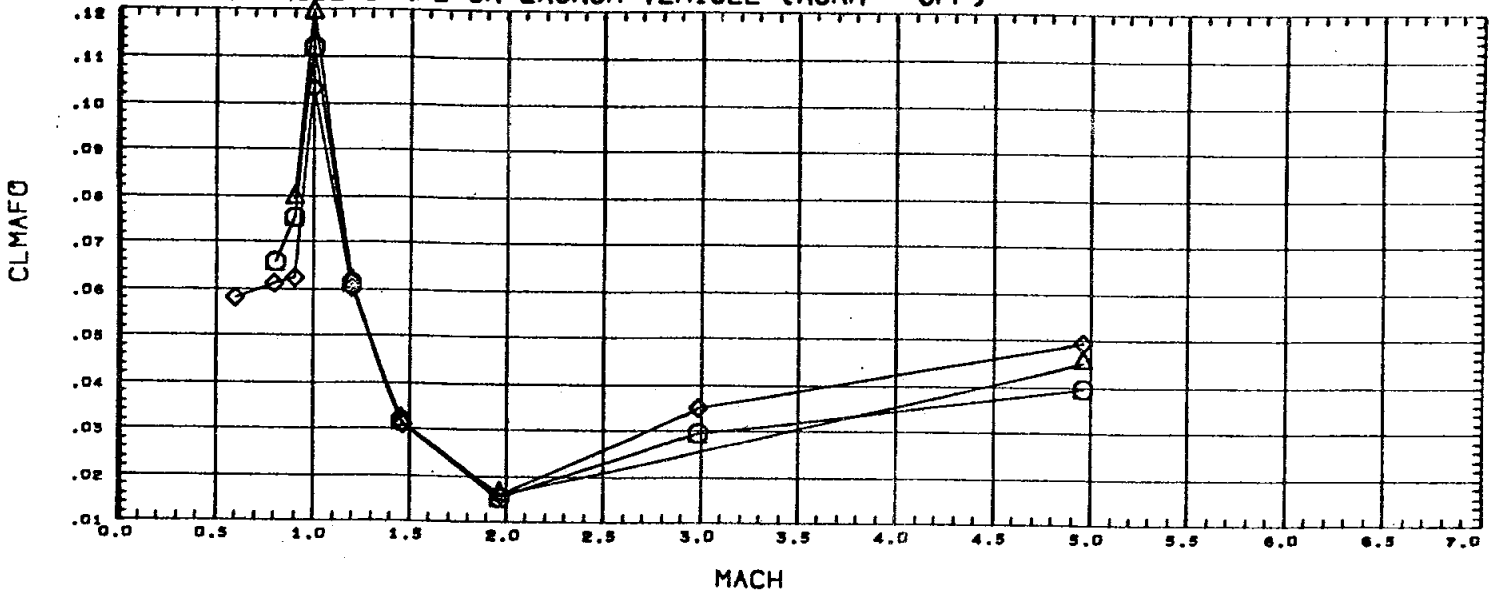
PHI	ORBINC	RUDDER	AILRON	REFERENCE INFORMATION
80.000	0.000	0.000	0.000	SREF 7.4190 SQ. IN.
80.000	0.000	0.000	0.000	LREF 9.3120 IN.
80.000	0.000	0.000	0.000	BREF 9.3120 IN.
				XHRP 4.8200 IN.
				YHRP 0.0000 IN.
				ZHRP 0.0000 IN.
				SCALE 0.0040

EFFECTS OF NOSE SHAPE ON LAUNCH VEHICLE (ASRM - OFF)



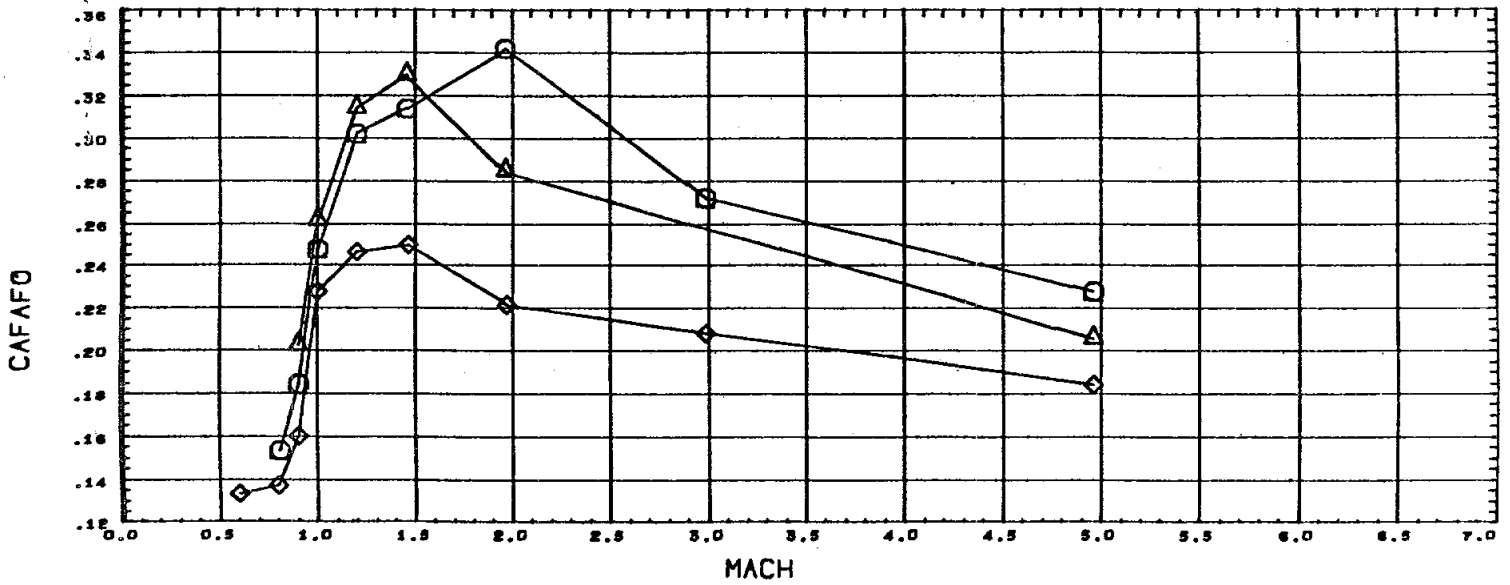
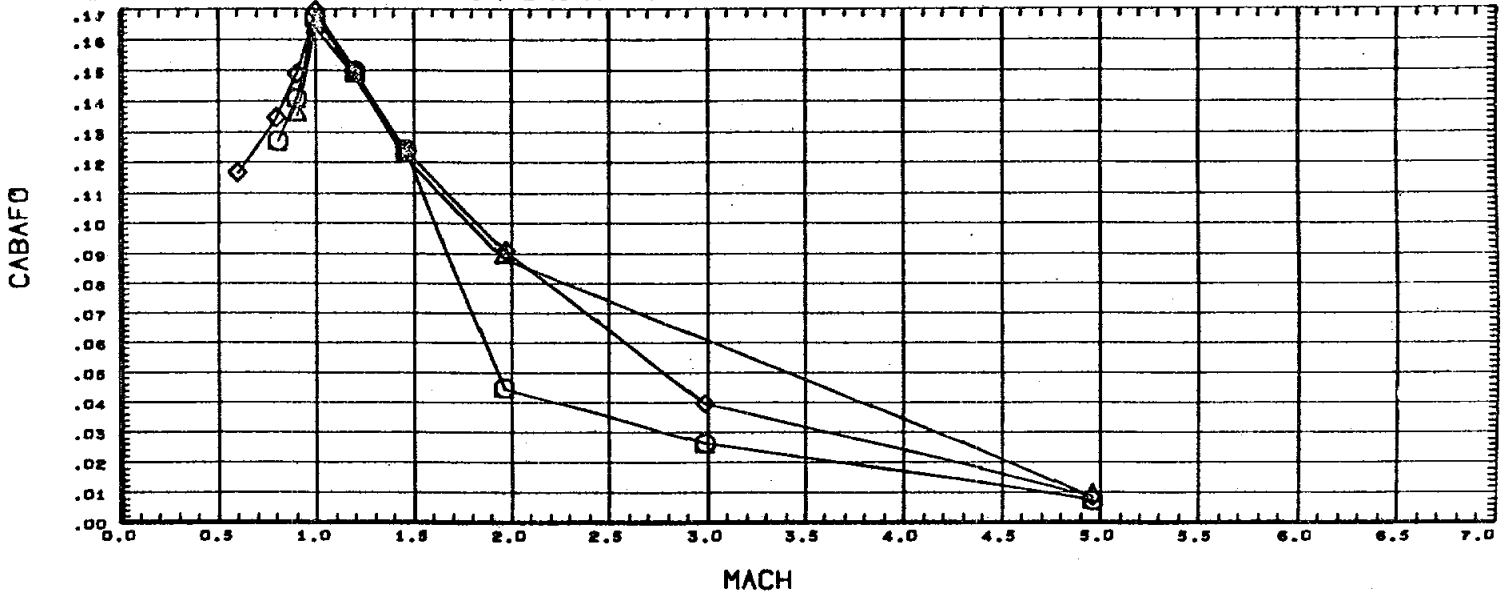
DATA SET SYMBOL	CONFIGURATION DESCRIPTION	PHI	ORBINC	RUDDER	AILRON	REFERENCE INFORMATION
(677014)	M556 (IA1) NAR ATP BL LV (O1) (T1) (S1)	80.000	0.000	0.000	0.000	SREF 7.4190 sq. IN.
(677010)	M556 (IA1) NAR ATP BL LV (O1) (T2) (S1)	80.000	0.000	0.000	0.000	LREF 5.3120 IN.
(677006)	M556 (IA1) NAR ATP BL LV (O1) (T3) (S1)	80.000	0.000	0.000	0.000	BREF 5.3120 IN.
						XMRP 4.8200 IN.
						YMRP 0.0000 IN.
						ZMRP 0.0000 IN.
						SCALE 0.0040

EFFECTS OF NOSE SHAPE ON LAUNCH VEHICLE (ASRM - OFF)



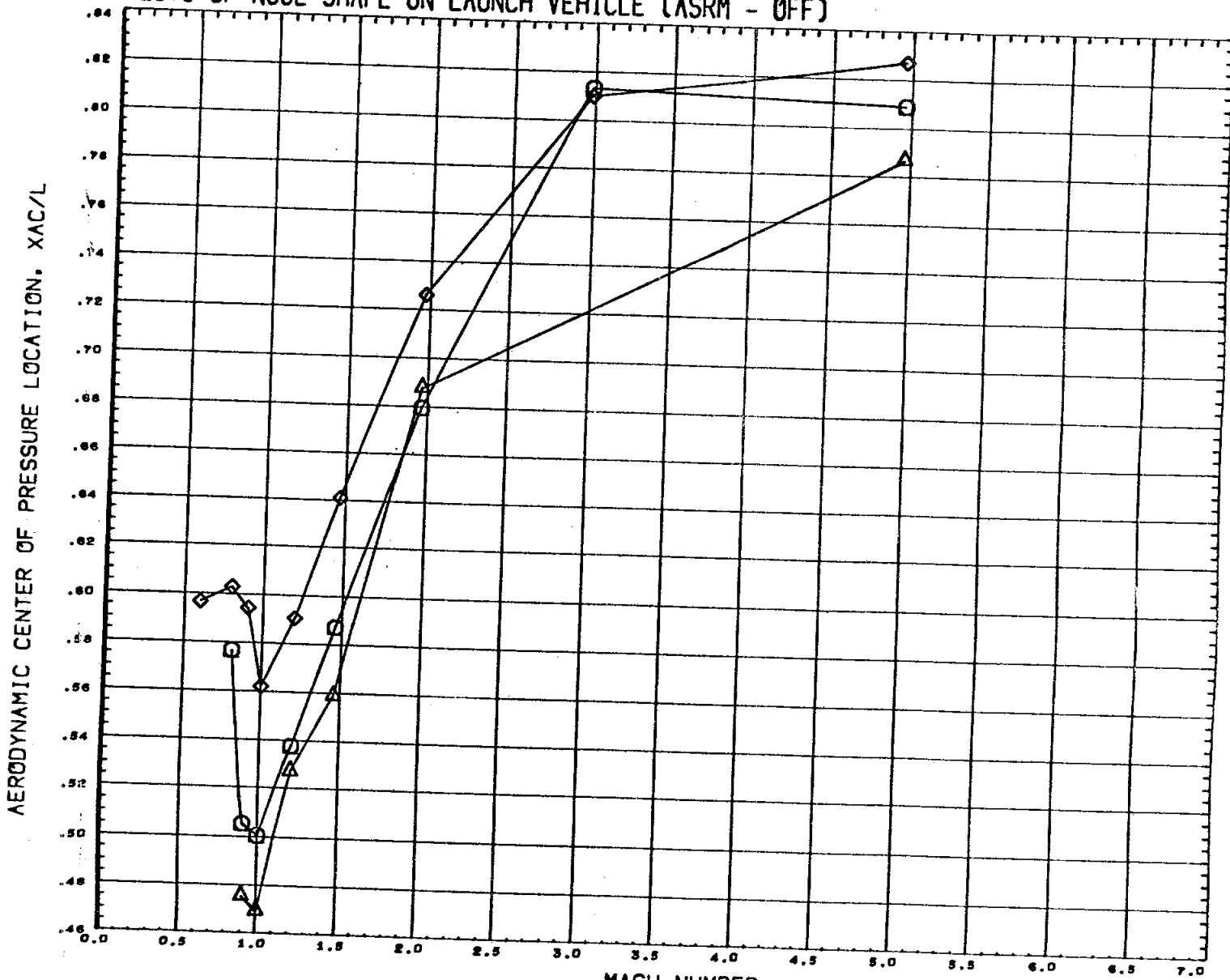
DATA SET SYMBOL	CONFIGURATION DESCRIPTION	PHI	ORBINC	RUDDER	AILRON	REFERENCE INFORMATION
(677014)	M556 (IA1) NAR ATP BL LV (O1) (T1) (S1)	80.000	0.000	0.000	0.000	SREF 7.4190 38. IN.
(677010)	M556 (IA1) NAR ATP BL LV (O1) (T2) (S1)	80.000	0.000	0.000	0.000	LREF 5.3120 IN.
(677006)	M556 (IA1) NAR ATP BL LV (O1) (T3) (S1)	80.000	0.000	0.000	0.000	BREF 5.3120 IN. XMRP 4.8200 IN. YMRP 0.0000 IN. ZMRP 0.0000 IN. SCALE 0.0040

EFFECTS OF NOSE SHAPE ON LAUNCH VEHICLE (ASRM - OFF)



DATA SET SYMBOL	CONFIGURATION DESCRIPTION	PHI	ORBINC	RUDDER	AILRON	REFERENCE INFORMATION
(677D14)	M556 (IA1) NAR ATP BL LV (O1) (T1) (S1)	80.000	0.000	0.000	0.000	SREF 7.4190 SQ. IN.
(677D10)	M556 (IA1) NAR ATP BL LV (O1) (T2) (S1)	80.000	0.000	0.000	0.000	LREF 5.3120 IN.
(677D06)	M556 (IA1) NAR ATP BL LV (O1) (T3) (S1)	80.000	0.000	0.000	0.000	BREF 5.3120 IN. XMRP 4.8200 IN. YMRP 0.0000 IN. ZMRP 0.0000 IN. SCALE 0.0040

EFFECTS OF NOSE SHAPE ON LAUNCH VEHICLE (ASRM - OFF)

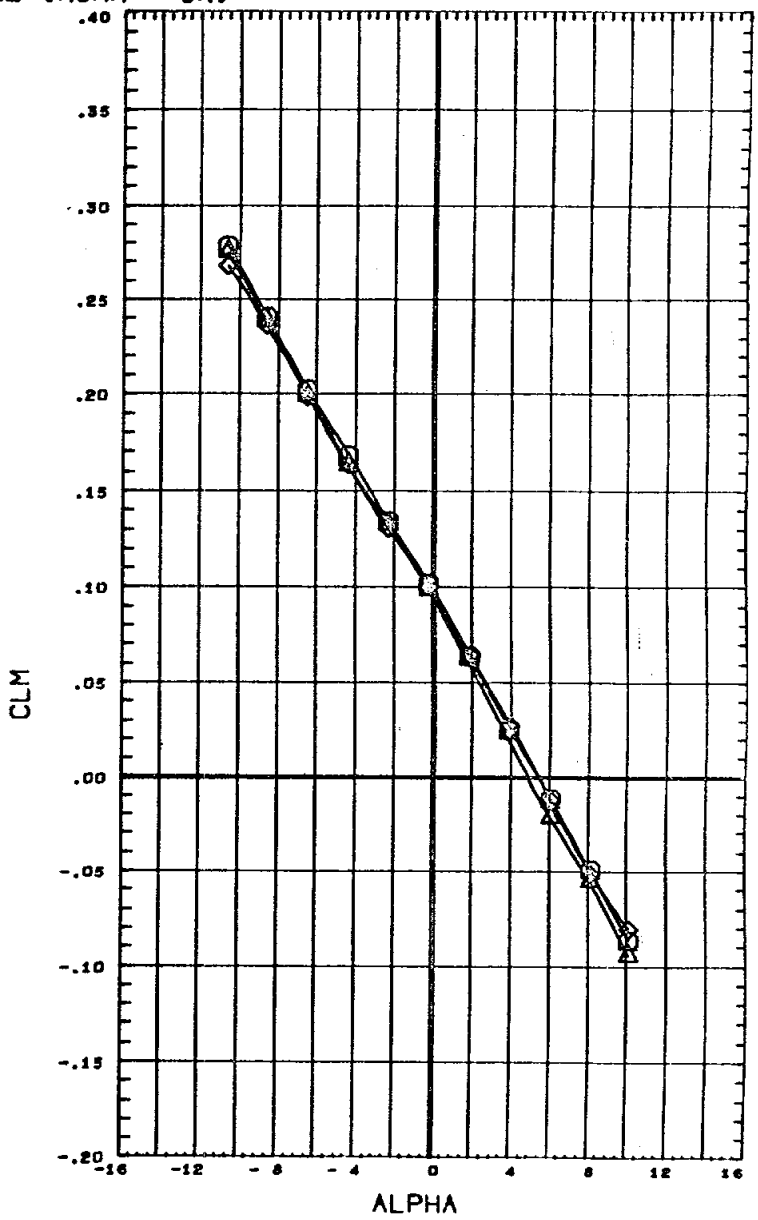
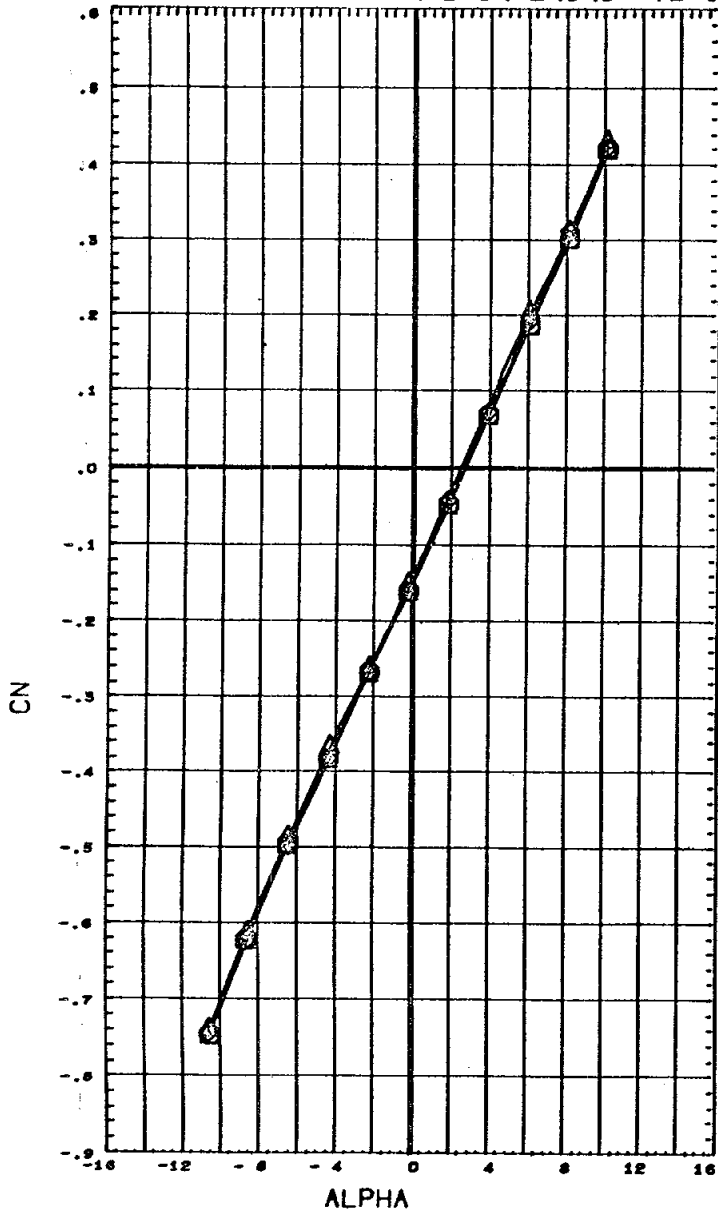


DATA SET SYMBOL	CONFIGURATION DESCRIPTION
(677014)	M556 (IA1) NAR ATP BL LV (O1) (T1) (S1)
(677010)	M556 (IA1) NAR ATP BL LV (O1) (T2) (S1)
(677006)	M556 (IA1) NAR ATP BL LV (O1) (T3) (S1)

MACH NUMBER

PHI	ORBINC	RUDDER	AILRON	REFERENCE INFORMATION
80.000	0.000	0.000	0.000	SREF 7.4190 SQ. IN.
80.000	0.000	0.000	0.000	LREF 5.3120 IN.
80.000	0.000	0.000	0.000	BREF 5.3120 IN.
				XMRP 4.6200 IN.
				YMRP 0.0000 IN.
				ZMRP 0.0000 IN.
				SCALE 0.0040

EFFECTS OF NOSE SHAPE ON LAUNCH VEHICLE (ASRM - ON)

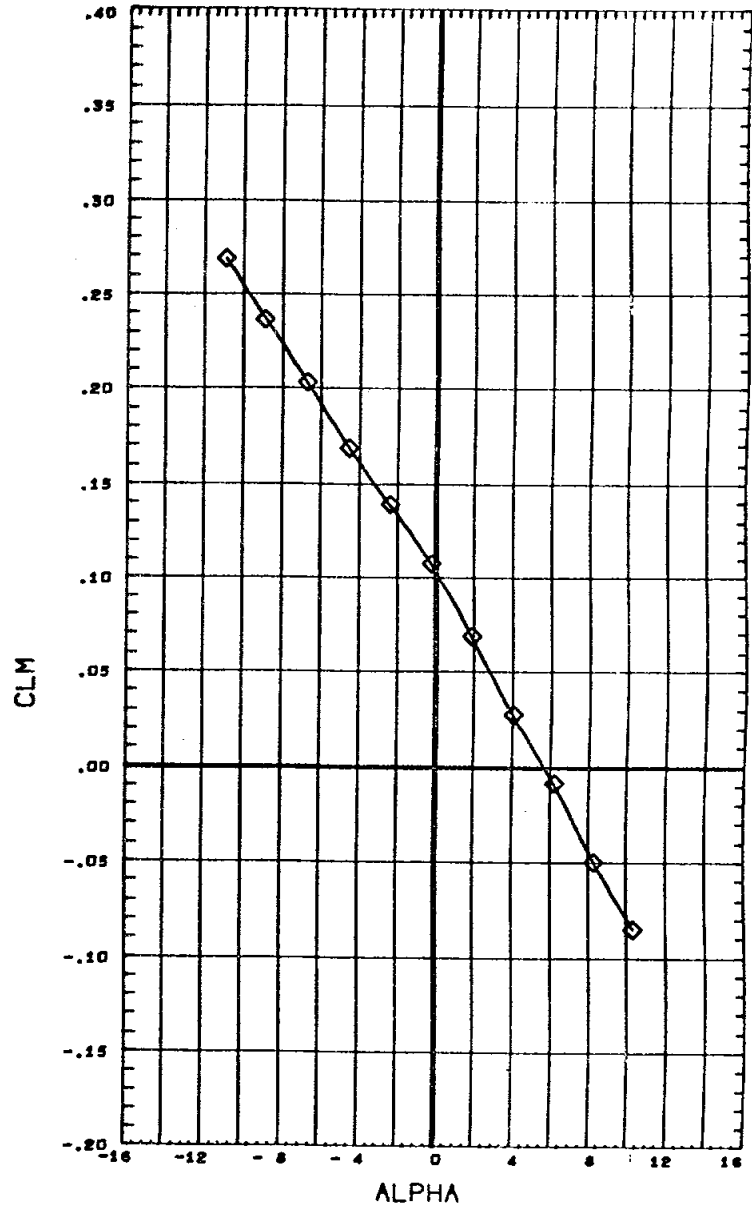
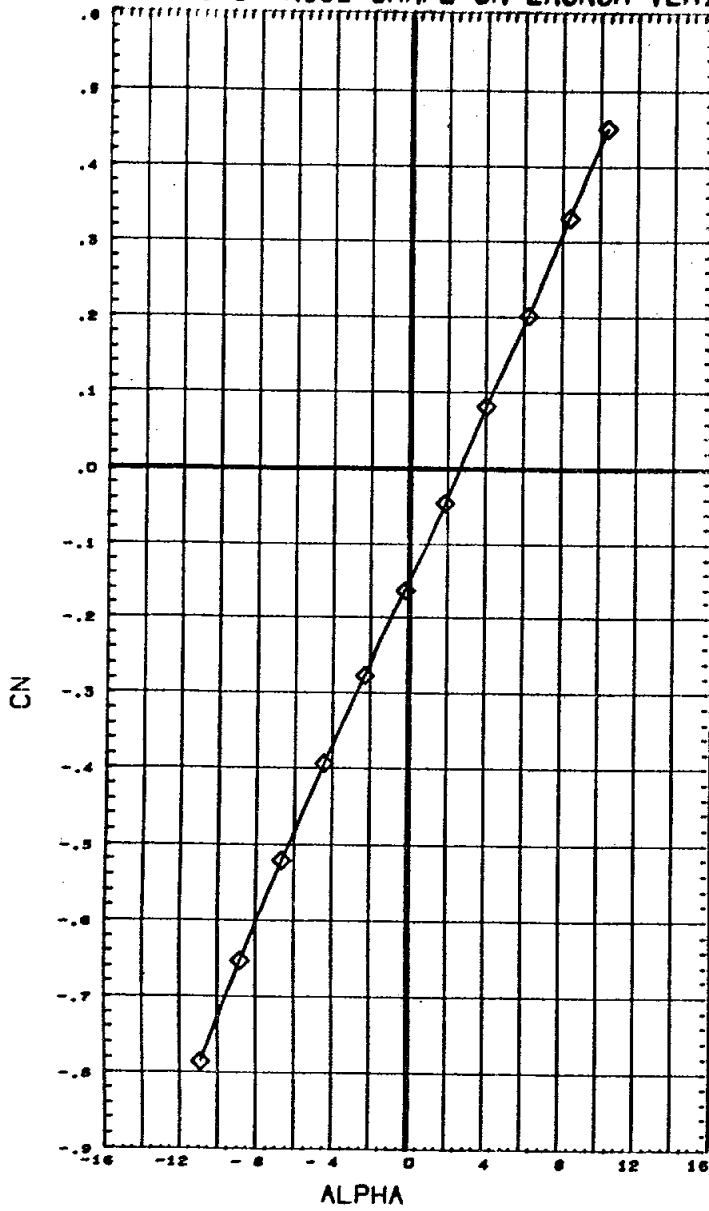


DATA SET SYMBOL	CONFIGURATION DESCRIPTION
(677016)	M556 (IA1) NAR ATP BL LV (O2) (T1) (S1)
(677012)	M556 (IA1) NAR ATP BL LV (O2) (T2) (S1)
(677008)	M556 (IA1) NAR ATP BL LV (O2) (T3) (S1)

PHI	ORBINC	RUDDER	AILRON	REFERENCE INFORMATION
80.000	0.000	0.000	0.000	SREF 7.4190 30. IN.
80.000	0.000	0.000	0.000	LREF 5.3120 IN.
80.000	0.000	0.000	0.000	SREF 5.3120 IN.
				XMRP 4.8200 IN.
				YMRP 0.0000 IN.
				ZMRP 0.0000 IN.
				SCALE 0.0040

MACH .60

EFFECTS OF NOSE SHAPE ON LAUNCH VEHICLE (ASRM - 0N)

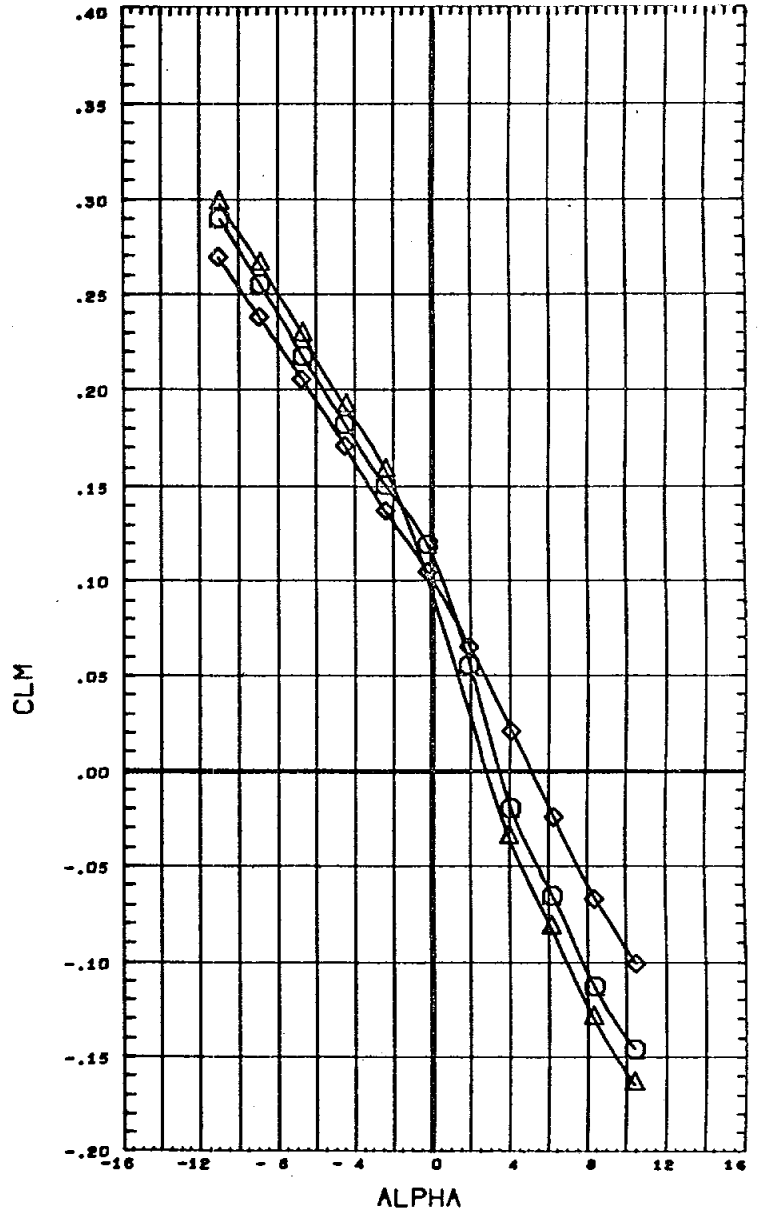
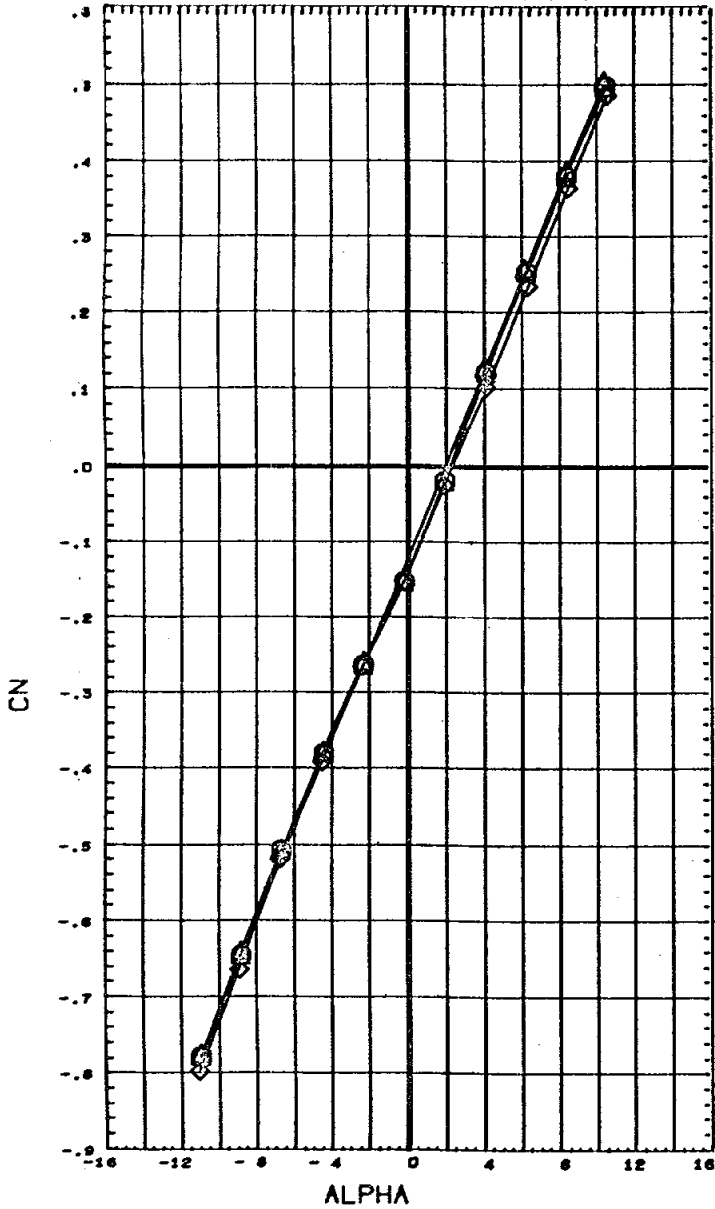


DATA SET SYMBOL CONFIGURATION DESCRIPTION
 (077016) ○ DATA NOT AVAILABLE FOR ALL CONDITIONS
 (077012) △ DATA NOT AVAILABLE FOR ALL CONDITIONS
 (077008) ◇ M556 (IA1) NAR ATP BL LV (02) (T3) (S1)

PHI	ORBINC	RUDDER	AILRON	REFERENCE INFORMATION	
80.000	0.000	0.000	0.000	SREF	7.4190 sq. IN.
80.000	0.000	0.000	0.000	LREF	5.3120 IN.
80.000	0.000	0.000	0.000	BREF	5.3120 IN.
				XMRP	4.8200 IN.
				YMRP	0.0000 IN.
				ZMRP	0.0000 IN.
				SCALE	0.0040

MACH .80

EFFECTS OF NOSE SHAPE ON LAUNCH VEHICLE (ASRM - ON)

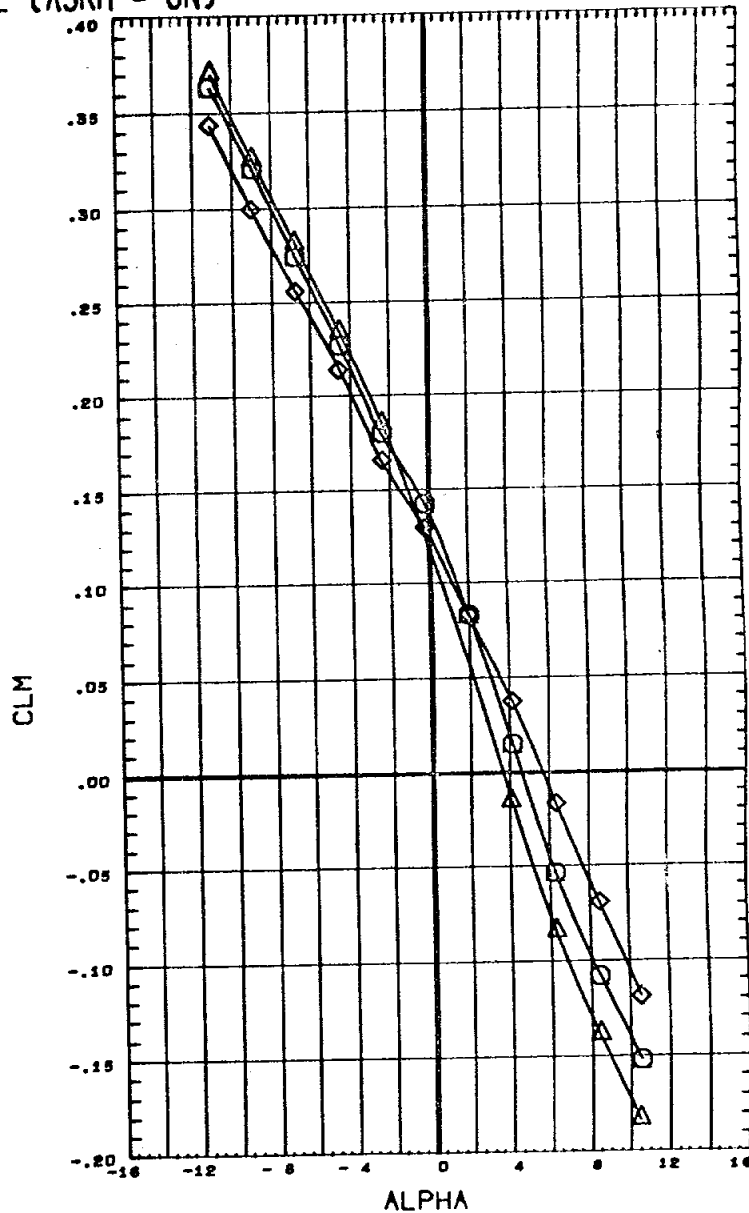
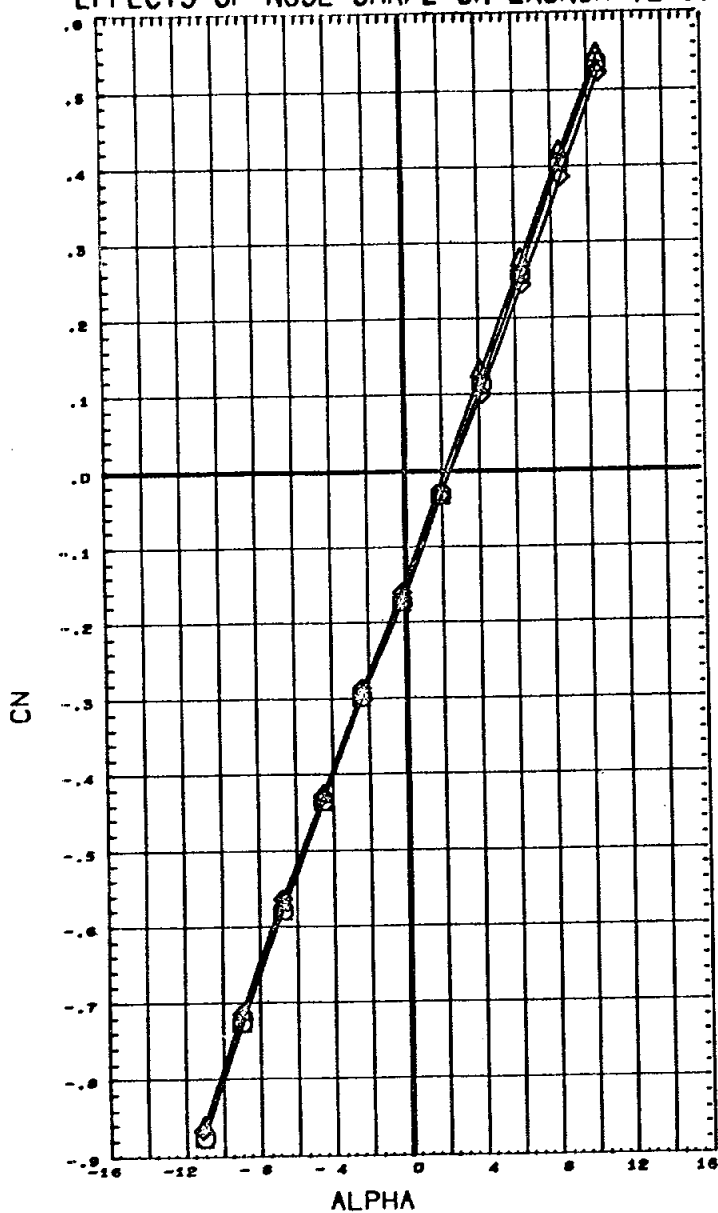


DATA SET SYMBOL	CONFIGURATION DESCRIPTION
(G77016)	M556 (IA1) NAR ATP BL LV (O2) (T1) (S1)
(G77012)	M556 (IA1) NAR ATP BL LV (O2) (T2) (S1)
(G77008)	M556 (IA1) NAR ATP BL LV (O2) (T3) (S1)

PHI	ORBINC	RUDDER	AILRON	REFERENCE INFORMATION
80.000	0.000	0.000	0.000	SREF 7.4190 30. IN.
80.000	0.000	0.000	0.000	LREF 5.3120 IN.
80.000	0.000	0.000	0.000	BREF 5.3120 IN.
				XMRP 4.8200 IN.
				YMRP 0.0000 IN.
				ZMRP 0.0000 IN.
				SCALE 0.0040

MACH .90

EFFECTS OF NOSE SHAPE ON LAUNCH VEHICLE (ASRM - ON)

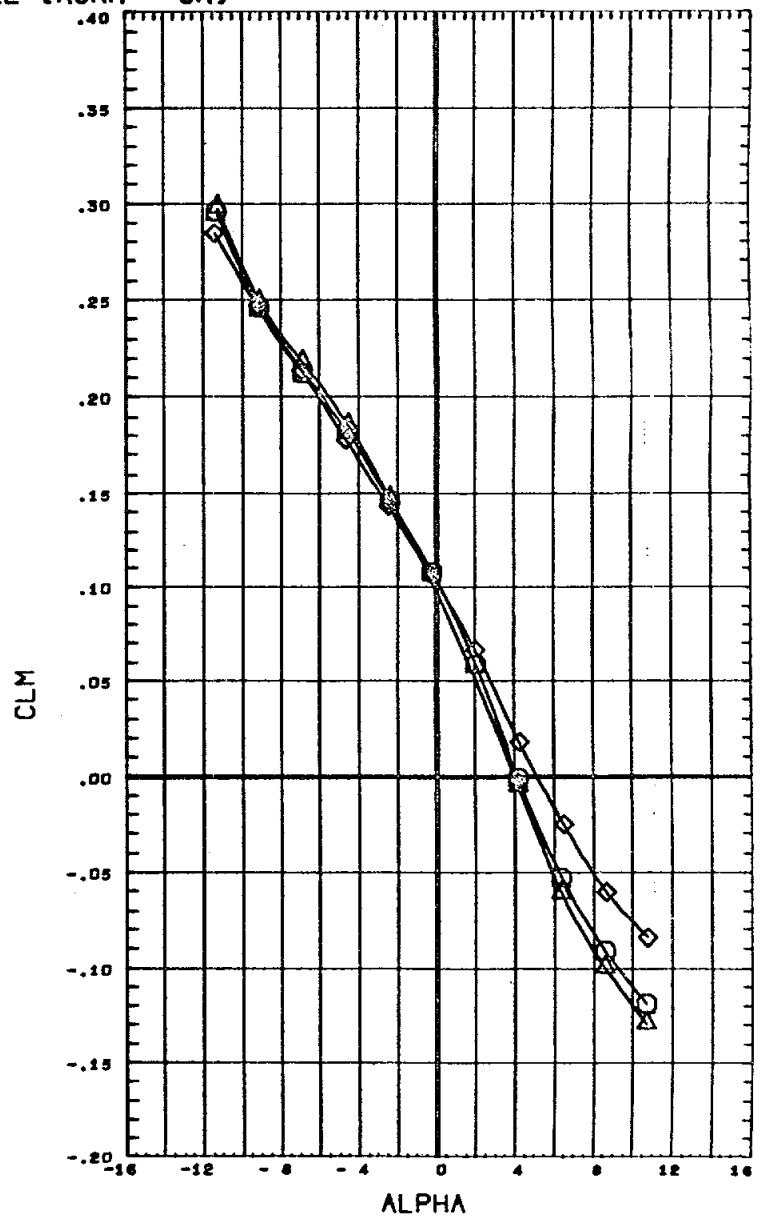
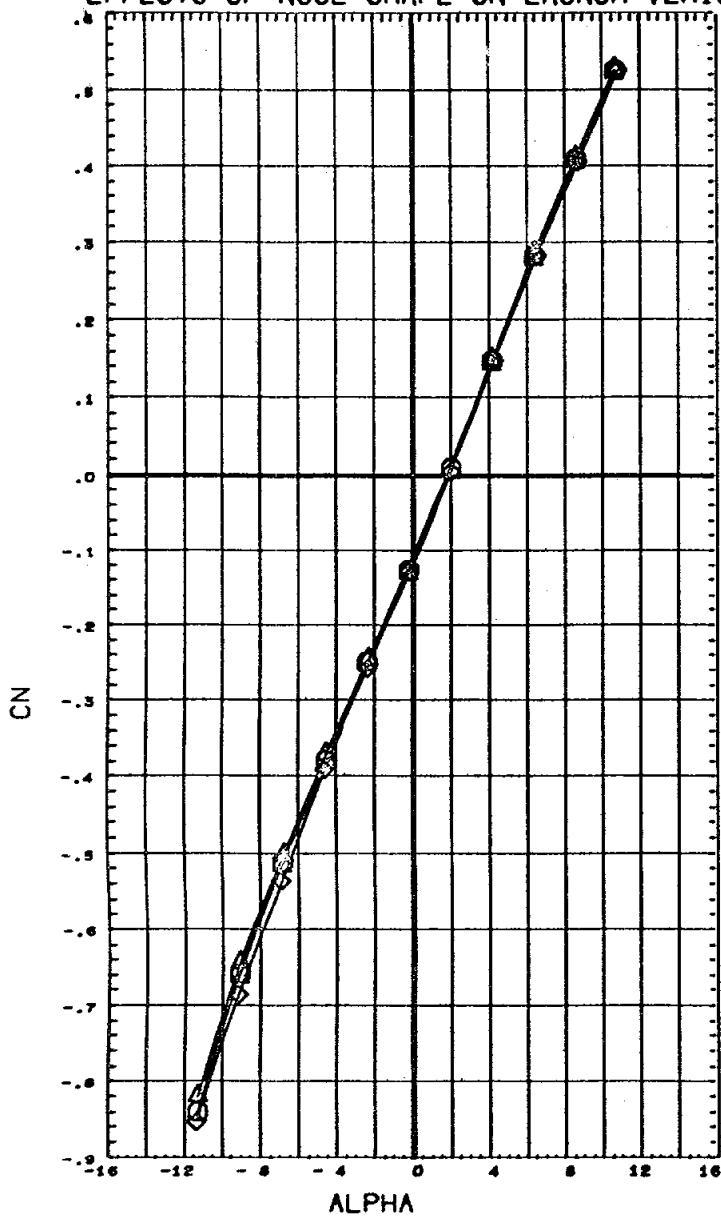


DATA SET SYMBOL	CONFIGURATION DESCRIPTION
(677016)	M556 (IA1) NAR ATP BL LV (O2) (T1) (S1)
(677012)	M556 (IA1) NAR ATP BL LV (O2) (T2) (S1)
(677008)	M556 (IA1) NAR ATP BL LV (O2) (T3) (S1)

PHI	ORBINC	RUDDER	AILRON	REFERENCE INFORMATION
80.000	0.000	0.000	0.000	SREF 7.4190 56 IN.
80.000	0.000	0.000	0.000	LREF 5.3120 IN.
80.000	0.000	0.000	0.000	BREF 5.3120 IN.
				XMRP 4.8200 IN.
				YMRP 0.0000 IN.
				ZMRP 0.0000 IN.
				SCALE 0.0040

MACH 1.00

EFFECTS OF NOSE SHAPE ON LAUNCH VEHICLE (ASRM - 0N)

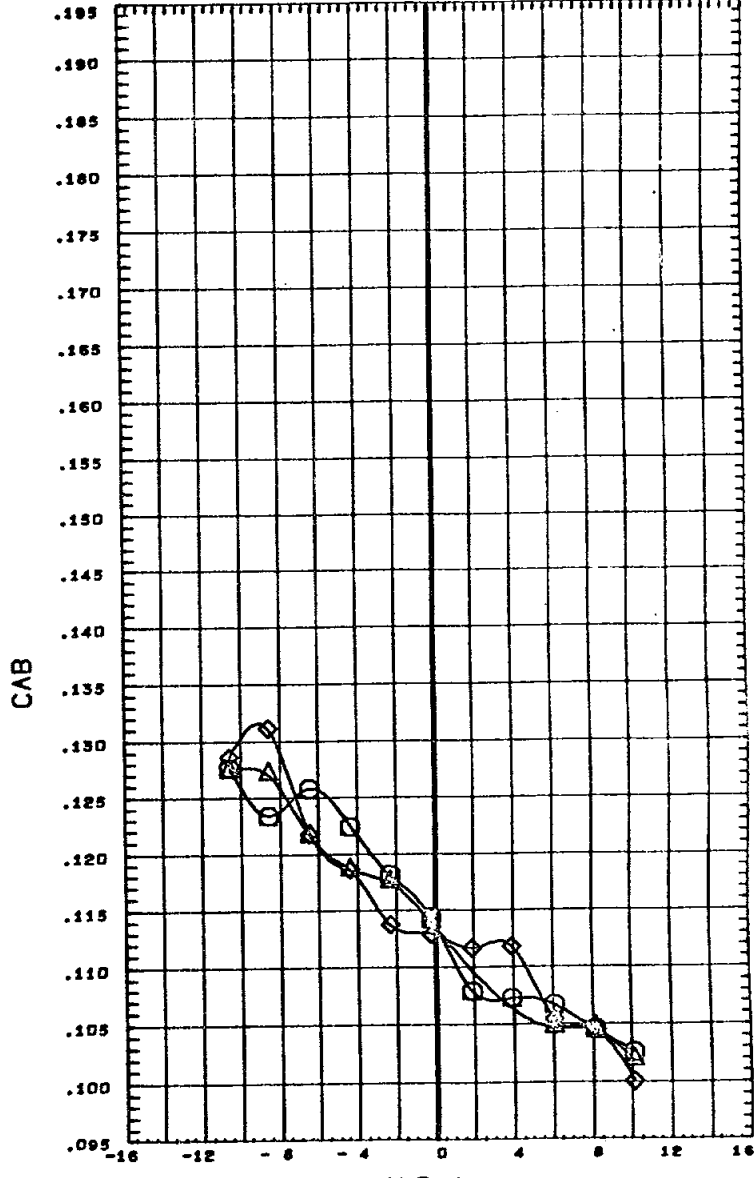
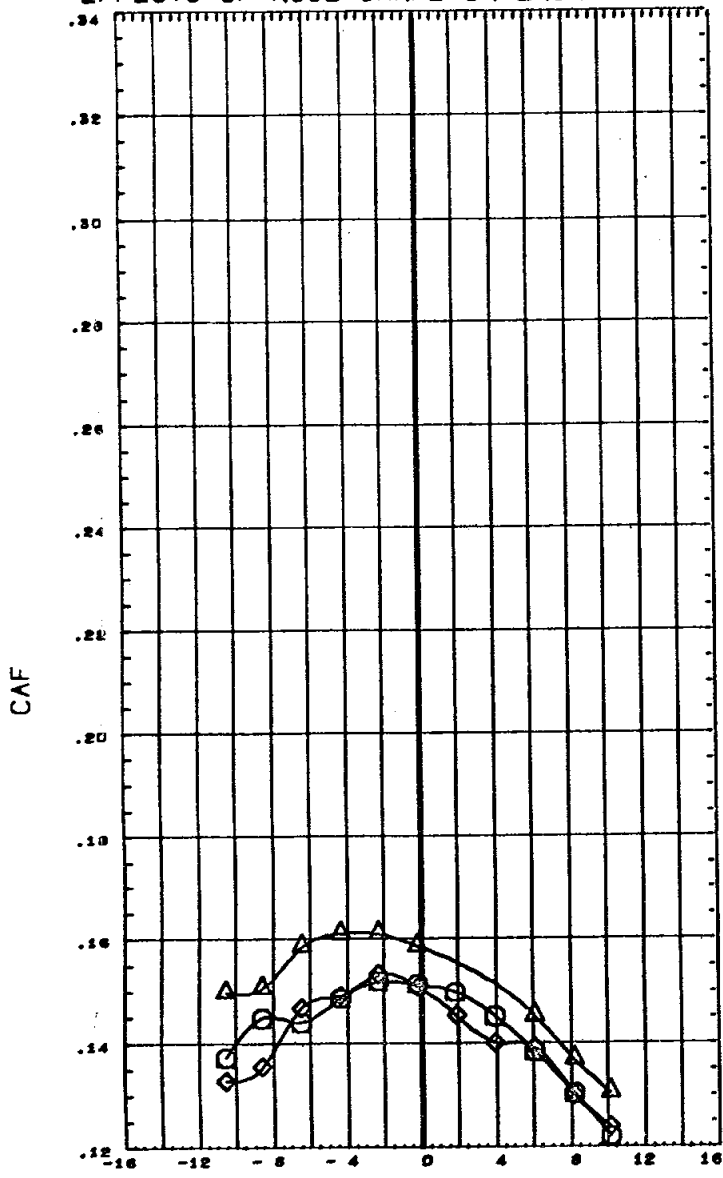


DATA SET SYMBOL	CONFIGURATION DESCRIPTION
(677016)	M556 (IA1) NAR ATP BL LV (O2) (T1) (S1)
(677012)	M556 (IA1) NAR ATP BL LV (O2) (T2) (S1)
(677008)	M556 (IA1) NAR ATP BL LV (O2) (T3) (S1)

PHI	ORBINC	RUDDER	AILRON	REFERENCE INFORMATION
80.000	0.000	0.000	0.000	SREF 7.4190 SQ. IN.
80.000	0.000	0.000	0.000	LREF 5.3120 IN.
80.000	0.000	0.000	0.000	BREF 5.3120 IN.
				XMRP 4.8200 IN.
				YMRP 0.0000 IN.
				ZMRP 0.0000 IN.
				SCALE 0.0040

MACH 1.20

EFFECTS OF NOSE SHAPE ON LAUNCH VEHICLE (ASRM - ON)

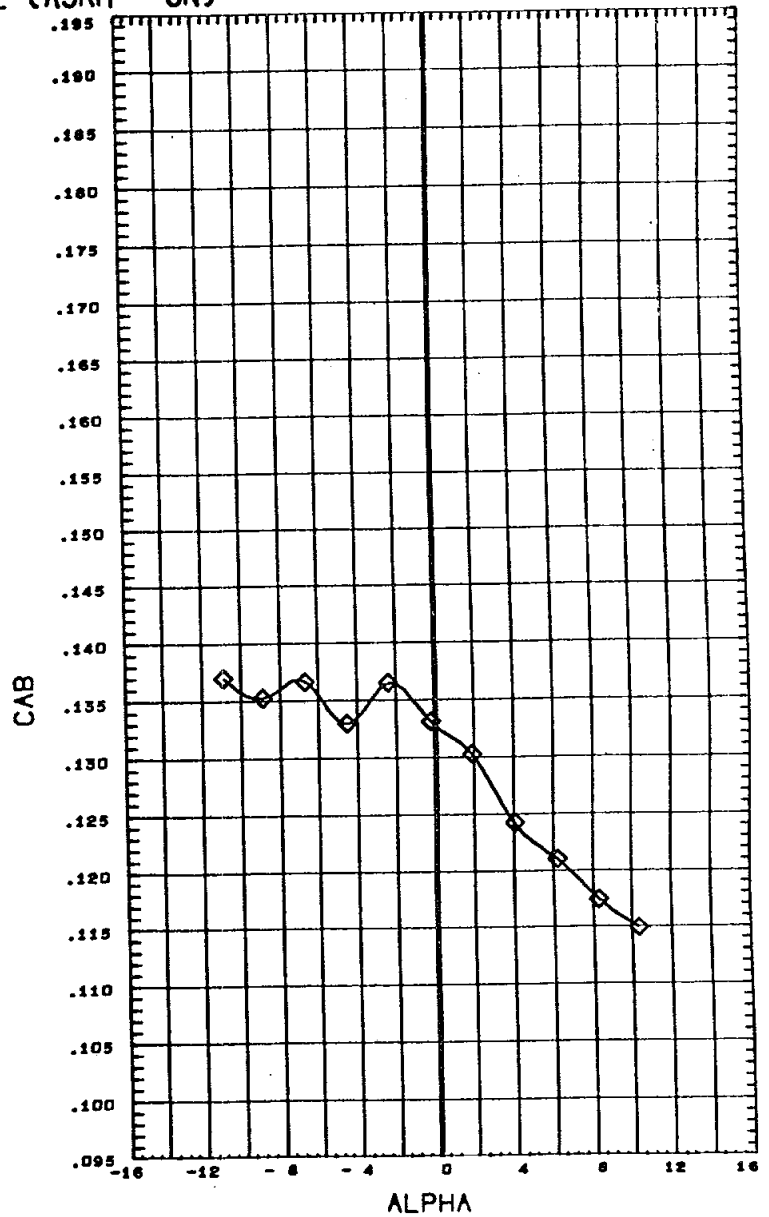
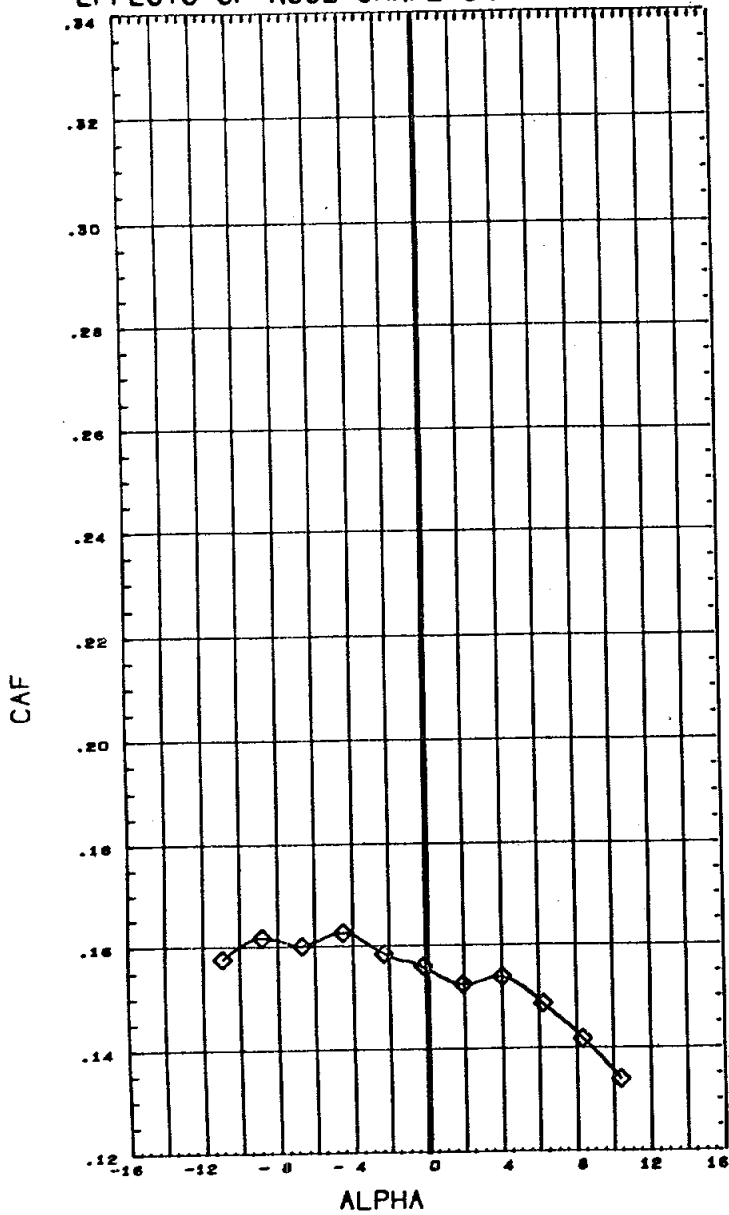


DATA SET SYMBOL	CONFIGURATION DESCRIPTION
(677016)	M556 (IA1) NAR ATP BL LV (O2) (T1) (S1)
(677012)	M556 (IA1) NAR ATP BL LV (O2) (T2) (S1)
(677008)	M556 (IA1) NAR ATP BL LV (O2) (T3) (S1)

PHI	ORBINC	RUDDER	AILRON	REFERENCE INFORMATION
80.000	0.000	0.000	0.000	SREF 7.4190 SQ. IN.
80.000	0.000	0.000	0.000	LREF 5.3120 IN.
80.000	0.000	0.000	0.000	BREF 5.3120 IN.
				XMRP 4.8200 IN.
				YMRP 0.0000 IN.
				ZMRP 0.0000 IN.
				SCALE 0.0040

MACH .60

EFFECTS OF NOSE SHAPE ON LAUNCH VEHICLE (ASRM - ON)

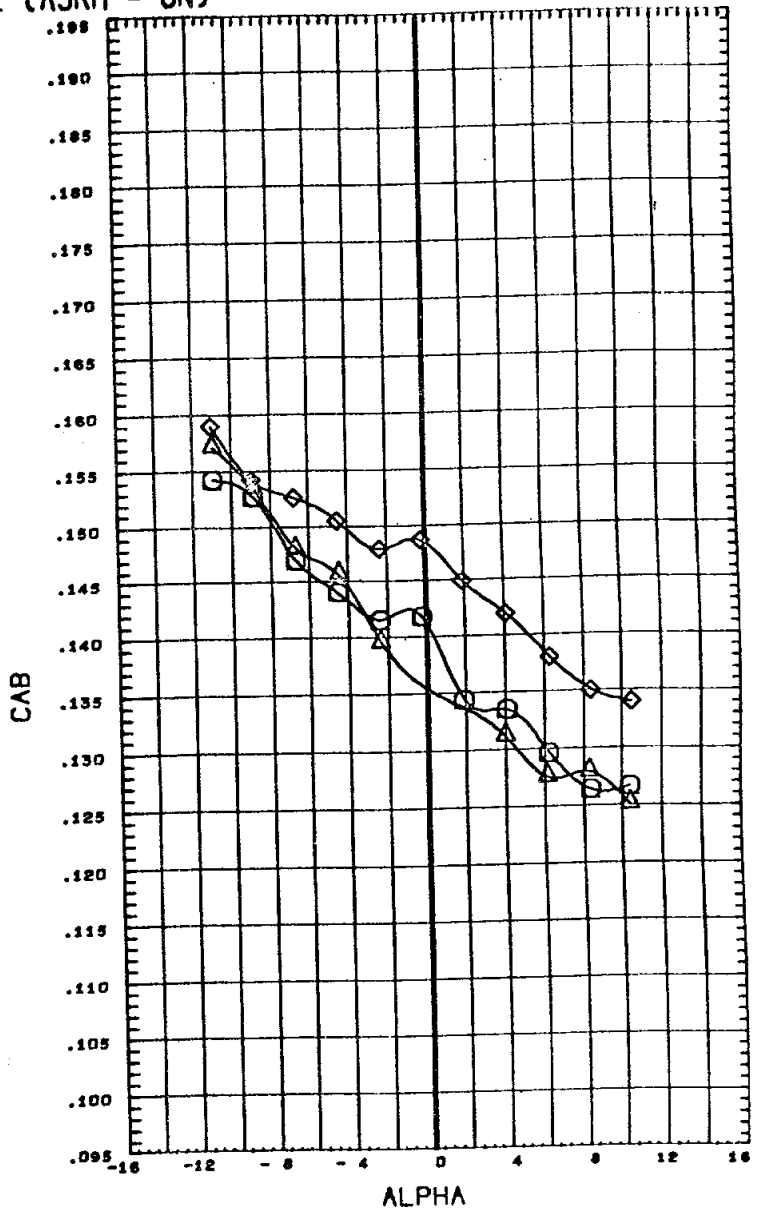
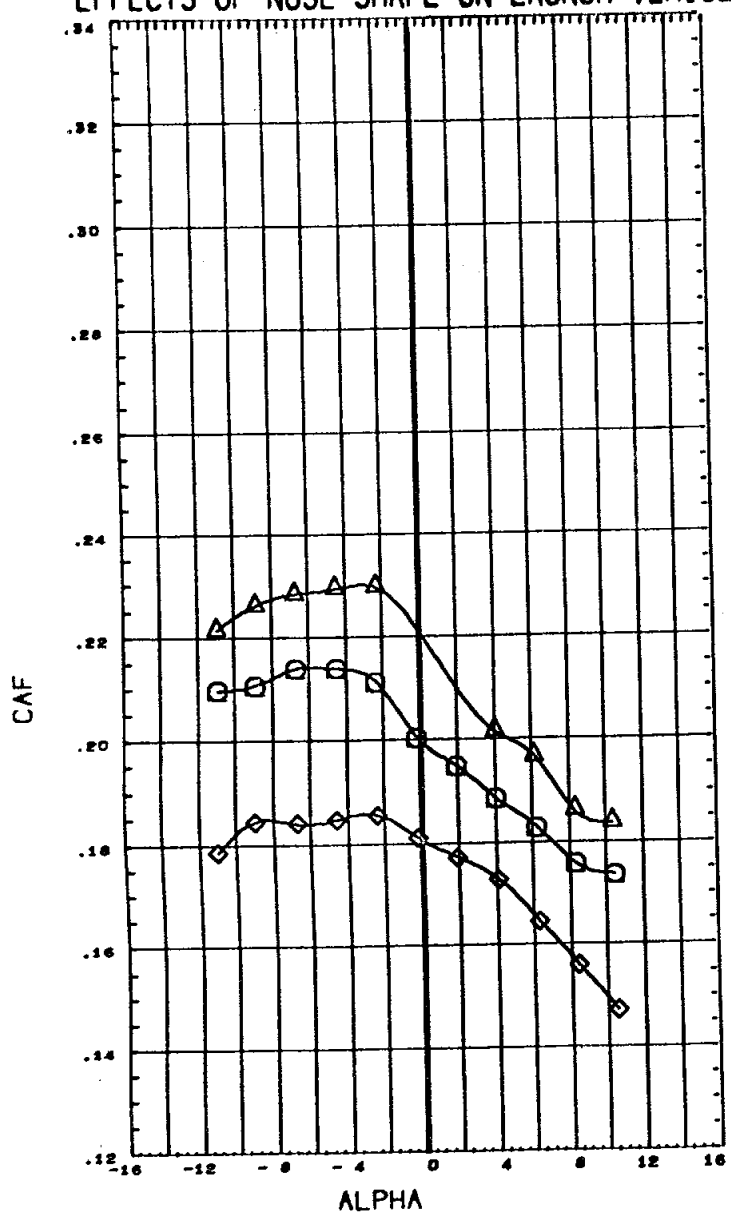


DATA SET SYMBOL CONFIGURATION DESCRIPTION
 (677016) ○ DATA NOT AVAILABLE FOR ALL CONDITIONS
 (677012) △ DATA NOT AVAILABLE FOR ALL CONDITIONS
 (677008) ◇ M556 (IA1) NAR ATP BL LV (O2) (T5) (S1)

PHI	ORBINC	RUDDER	AILRON	REFERENCE INFORMATION
80.000	0.000	0.000	0.000	SREF 7.4190 SQ. IN.
80.000	0.000	0.000	0.000	LREF 5.3120 IN.
80.000	0.000	0.000	0.000	BREF 5.3120 IN.
				XMRP 4.8200 IN.
				YMRP 0.0000 IN.
				ZMRP 0.0000 IN.
				SCALE 0.0040

MACH .80

EFFECTS OF NOSE SHAPE ON LAUNCH VEHICLE (ASRM - ON)

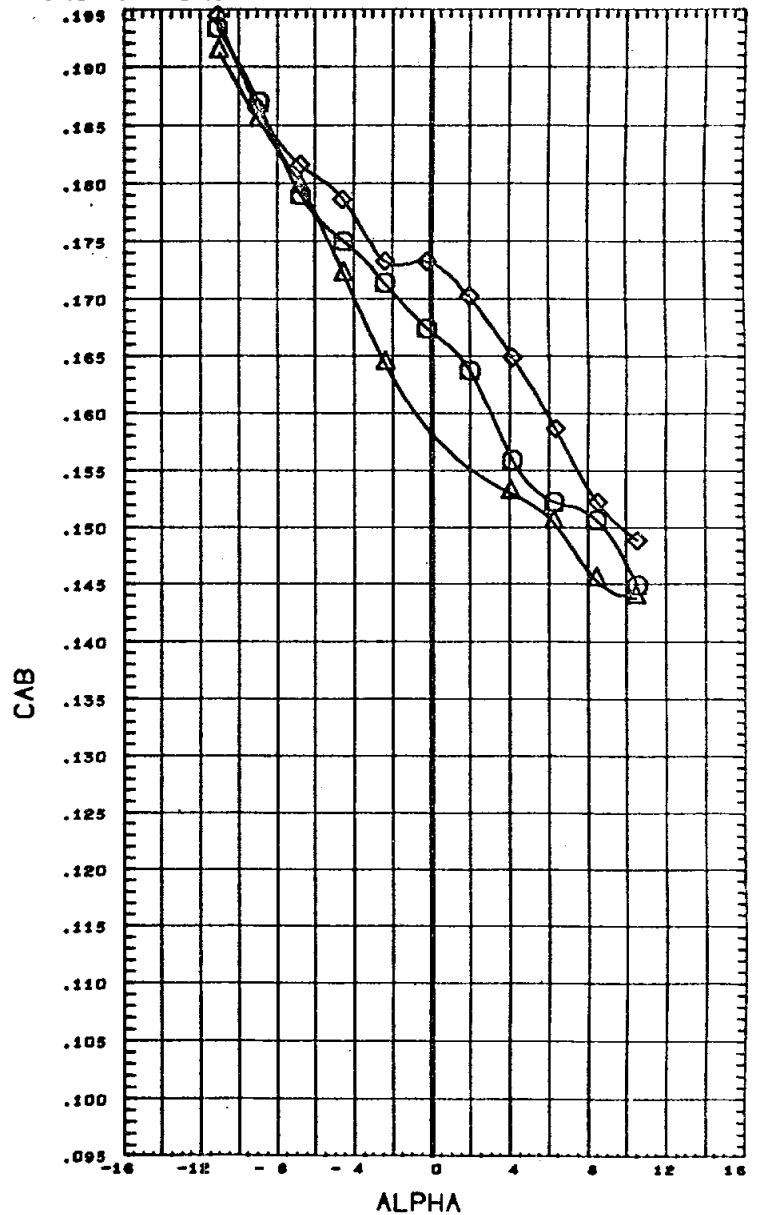
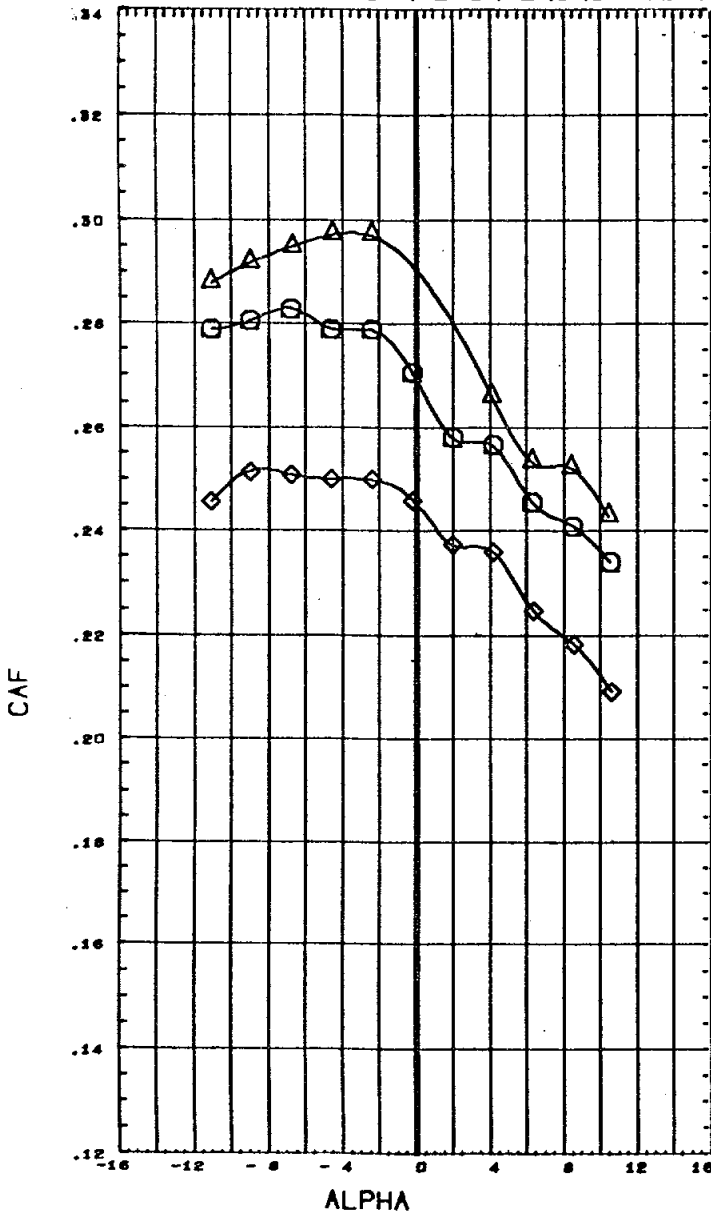


DATA SET SYMBOL	CONFIGURATION DESCRIPTION
(677016)	M556 (IA1) NAR ATP BL LV (O2) (T1) (S1)
(677012)	M556 (IA1) NAR ATP BL LV (O2) (T2) (S1)
(677008)	M556 (IA1) NAR ATP BL LV (O2) (T3) (S1)

PHI	ORBINC	RUDDER	AILRON	REFERENCE INFORMATION	
80.000	0.000	0.000	0.000	SREF	7.4190 30. IN.
80.000	0.000	0.000	0.000	LREF	5.3120 IN.
80.000	0.000	0.000	0.000	BREF	5.3120 IN.
				XMRP	4.8200 IN.
				YMRP	0.0000 IN.
				ZMRP	0.0000 IN.
				SCALE	0.0040

MACH .90

EFFECTS OF NOSE SHAPE ON LAUNCH VEHICLE (ASRM - ON)

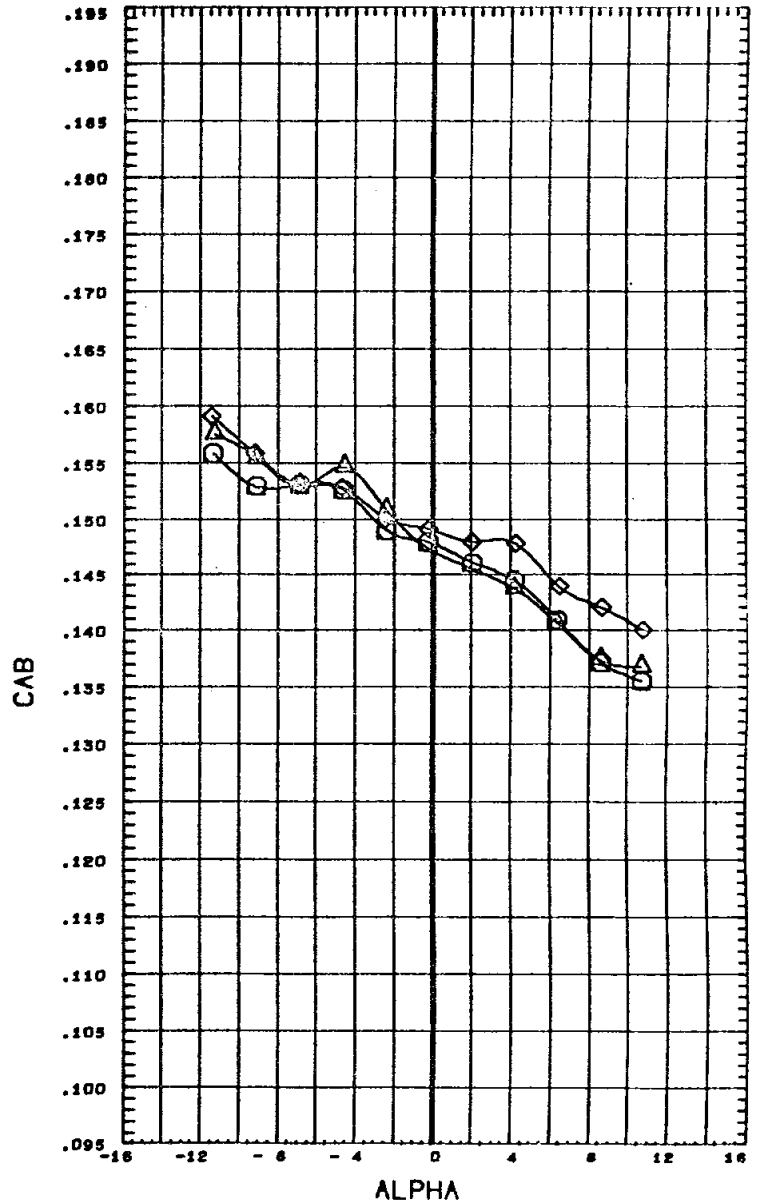
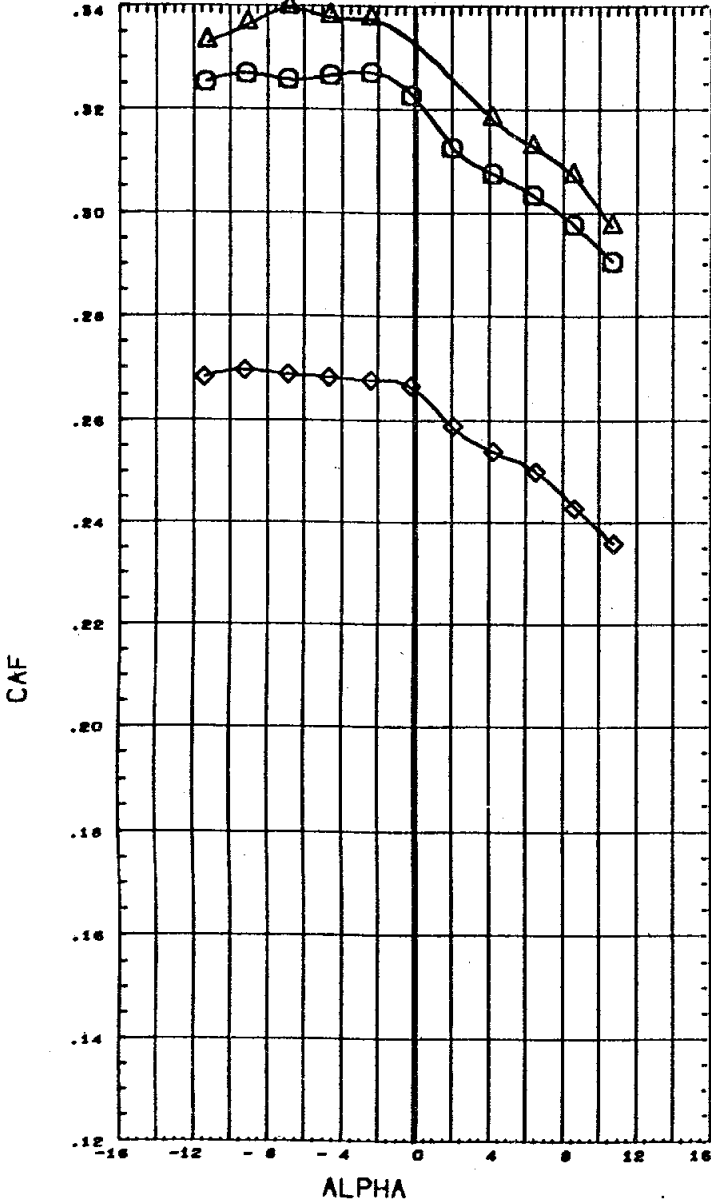


DATA SET SYMBOL	CONFIGURATION DESCRIPTION
(G77016)	M556 (IA1) NAR ATP BL LV (O2) (T1) (S1)
(G77012)	M556 (IA1) NAR ATP BL LV (O2) (T2) (S1)
(G77008)	M556 (IA1) NAR ATP BL LV (O2) (T3) (S1)

PHI	ORBINC	RUDDER	AILRON	REFERENCE INFORMATION
80.000	0.000	0.000	0.000	SREF 7.4190 SQ. IN.
80.000	0.000	0.000	0.000	LREF 5.3120 IN.
80.000	0.000	0.000	0.000	BREF 5.3120 IN.
				XMRP 4.8200 IN.
				YMRP 0.0000 IN.
				ZMRP 0.0000 IN.
				SCALE 0.0040

MACH 1.00

EFFECTS OF NOSE SHAPE ON LAUNCH VEHICLE (ASRM - ON)

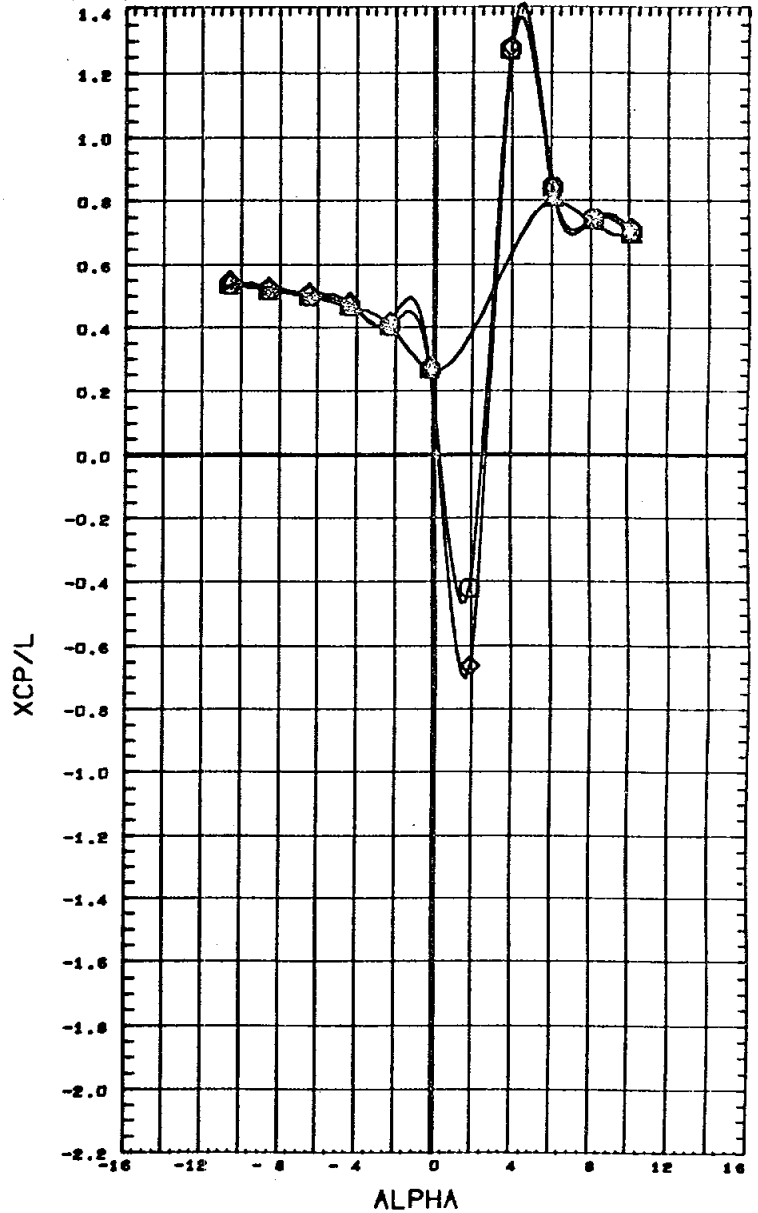
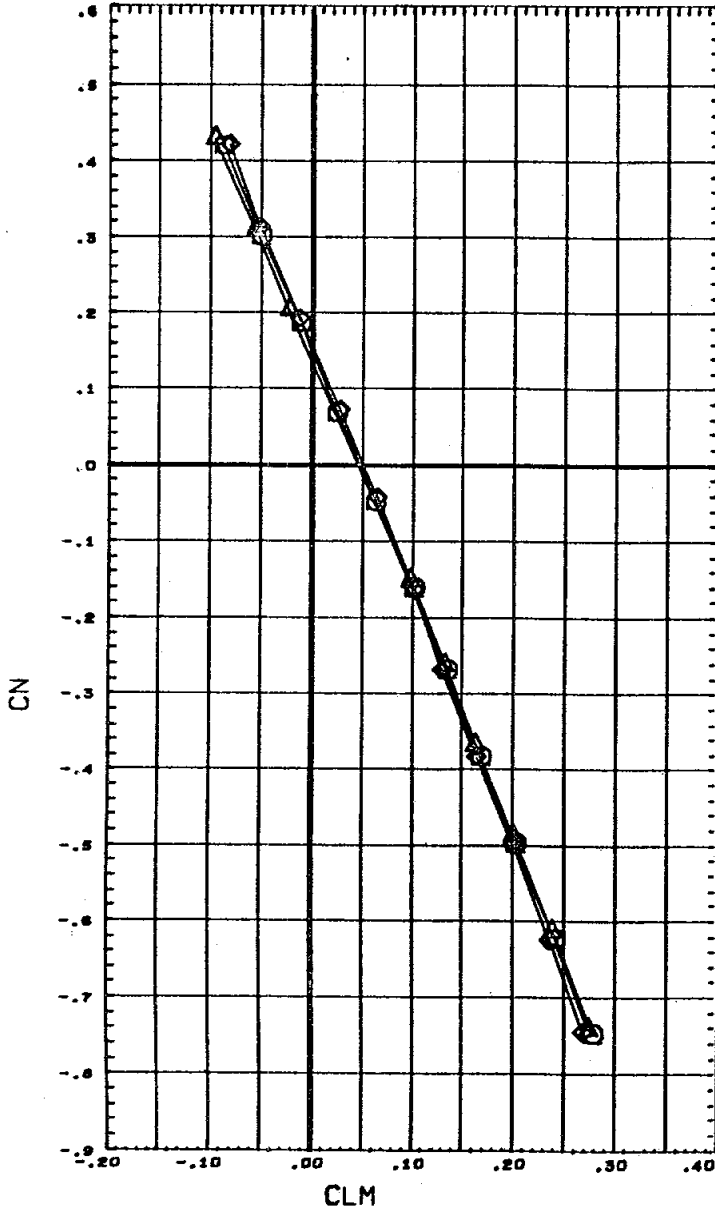


DATA SET SYMBOL	CONFIGURATION DESCRIPTION
(677016) ○	M556 (IA1) NAR ATP BL LV (O2) (T1) (S1)
(677012) △	M556 (IA1) NAR ATP BL LV (O2) (T2) (S1)
(677008) ◇	M556 (IA1) NAR ATP BL LV (O2) (T3) (S1)

PHI	ORBINC	RUDDER	AILRON	REFERENCE INFORMATION
60.000	0.000	0.000	0.000	SREF 7.4190 39. IN.
60.000	0.000	0.000	0.000	LREF 5.3120 IN.
60.000	0.000	0.000	0.000	BREF 5.3120 IN.
				XMRP 4.8200 IN.
				YMRP 0.0000 IN.
				ZMRP 0.0000 IN.
				SCALE 0.0040

MACH 1.20

EFFECTS OF NOSE SHAPE ON LAUNCH VEHICLE (ASRM - 0N)

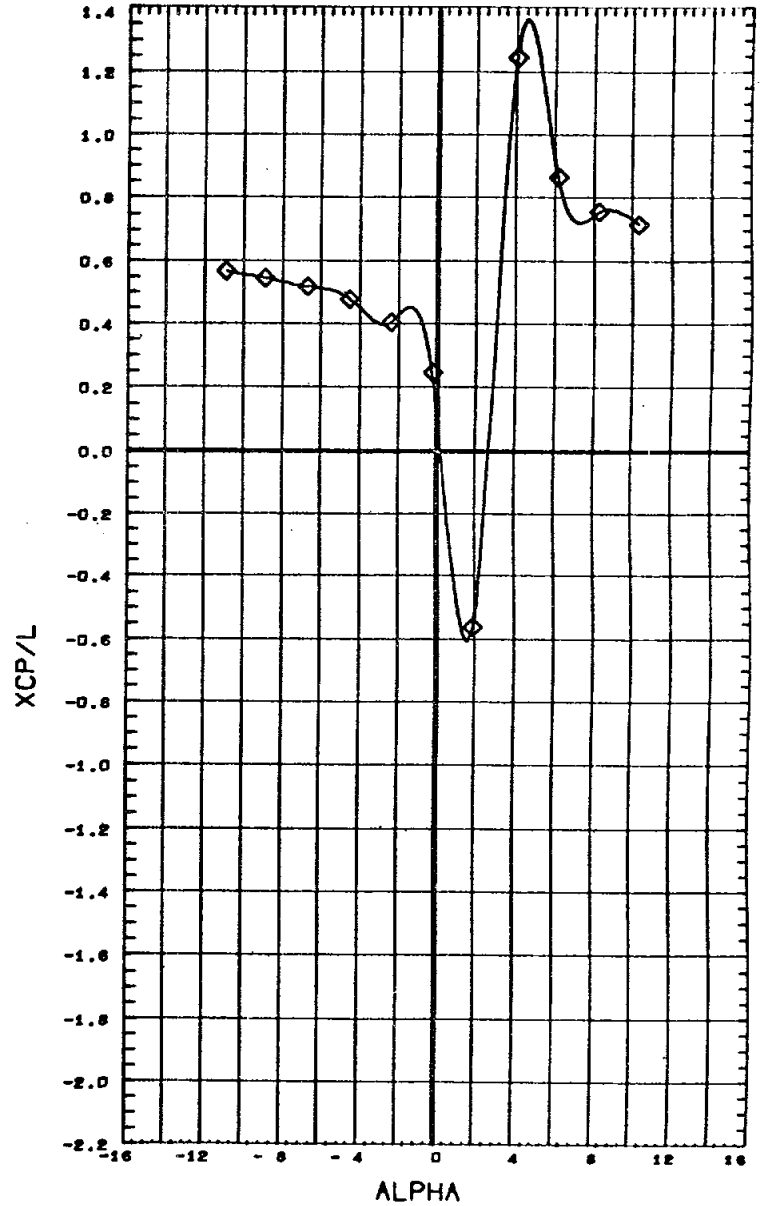
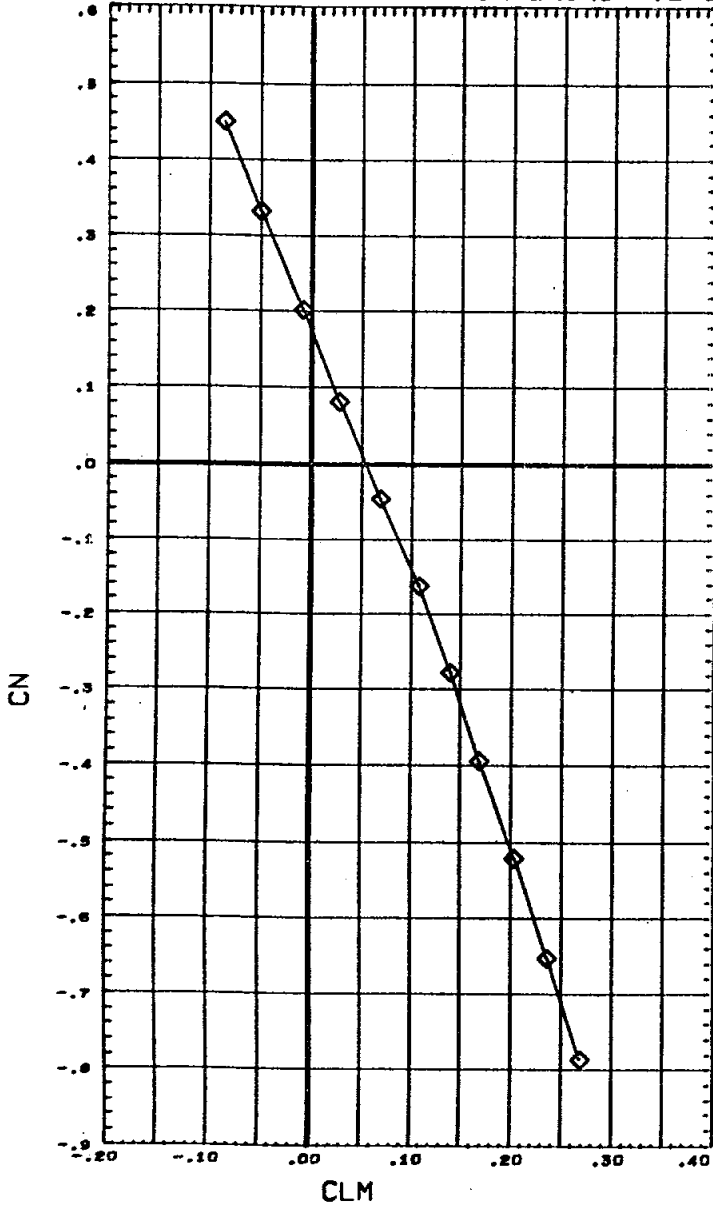


DATA SET SYMBOL	CONFIGURATION DESCRIPTION
(677016)	M556 (IA1) NAR ATP BL LV (O2) (T1) (S1)
(677012)	M556 (IA1) NAR ATP BL LV (O2) (T2) (S1)
(677008)	M556 (IA1) NAR ATP BL LV (O2) (T3) (S1)

PHI	ORBINC	RUDDER	AILRON	REFERENCE INFORMATION
60.000	0.000	0.000	0.000	SREF 7.4190 SQ. IN.
60.000	0.000	0.000	0.000	LREF 5.3120 IN.
60.000	0.000	0.000	0.000	BREF 5.3120 IN.
				XMRP 4.6200 IN.
				YMRP 0.0000 IN.
				ZMRP 0.0000 IN.
				SCALE 0.0040

MACH .60

EFFECTS OF NOSE SHAPE ON LAUNCH VEHICLE (ASRM - 0N)

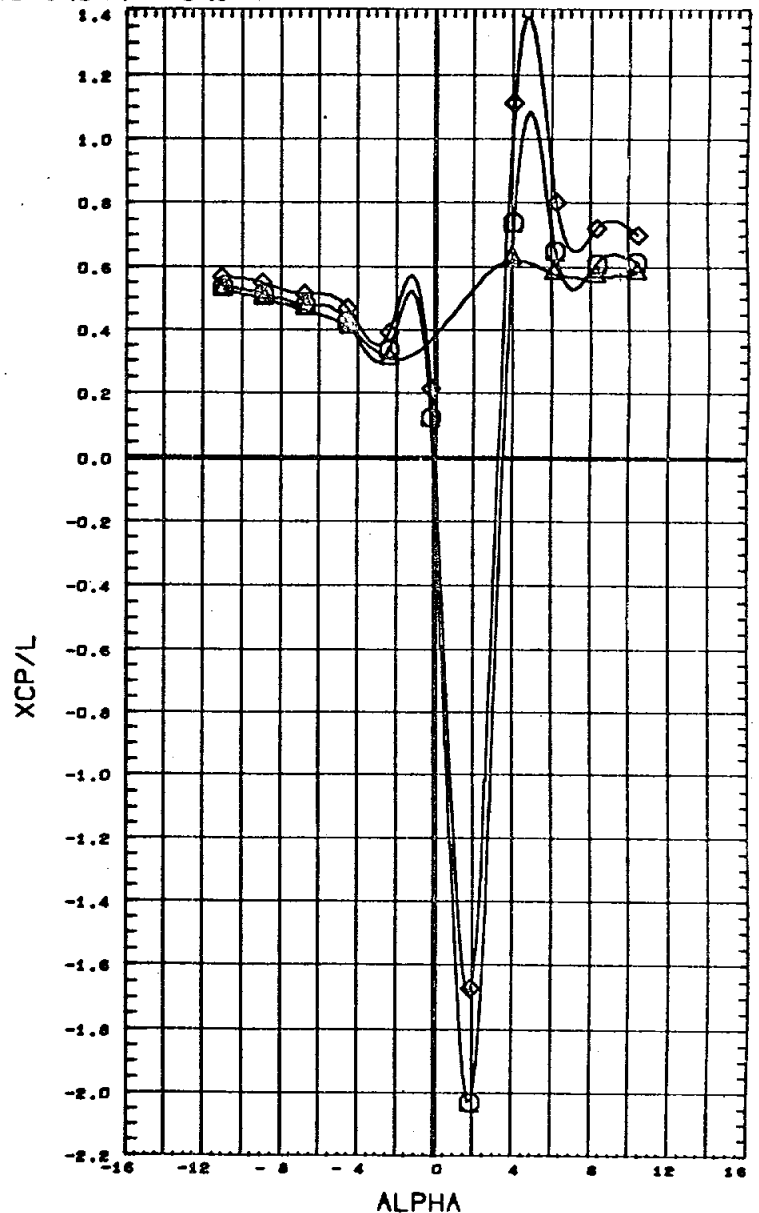
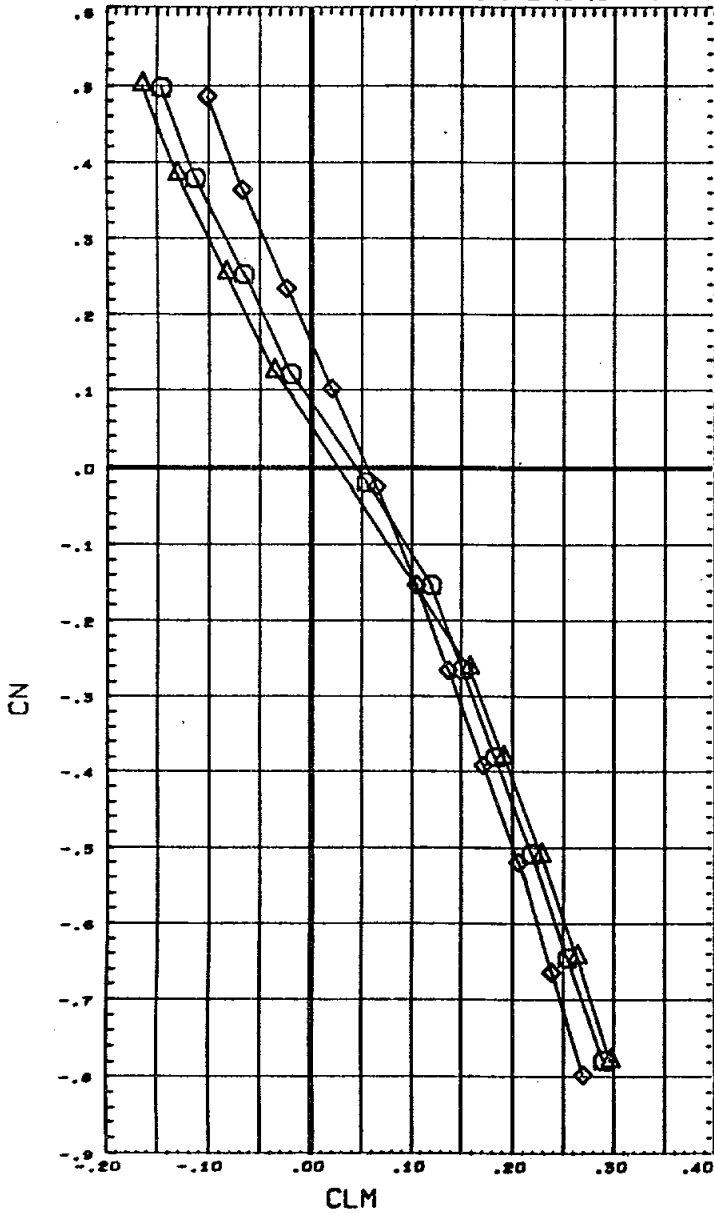


DATA SET SYMBOL CONFIGURATION DESCRIPTION
 (677016) □ DATA NOT AVAILABLE FOR ALL CONDITIONS
 (677012) △ DATA NOT AVAILABLE FOR ALL CONDITIONS
 (677008) ◇ M556 (IA1) NAR ATP BL LV (O2) (T3) (S1)

PHI	ORBINC	RUDDER	AILRON	REFERENCE INFORMATION
80.000	0.000	0.000	0.000	SREF 7.4190 sq. in.
80.000	0.000	0.000	0.000	LREF 5.3120 in.
80.000	0.000	0.000	0.000	BREF 5.3120 in.
				XMRP 4.6200 in.
				YMRP 0.0000 in.
				ZMRP 0.0000 in.
				SCALE 0.0040

MACH .80

EFFECTS OF NOSE SHAPE ON LAUNCH VEHICLE (ASRM - ON)

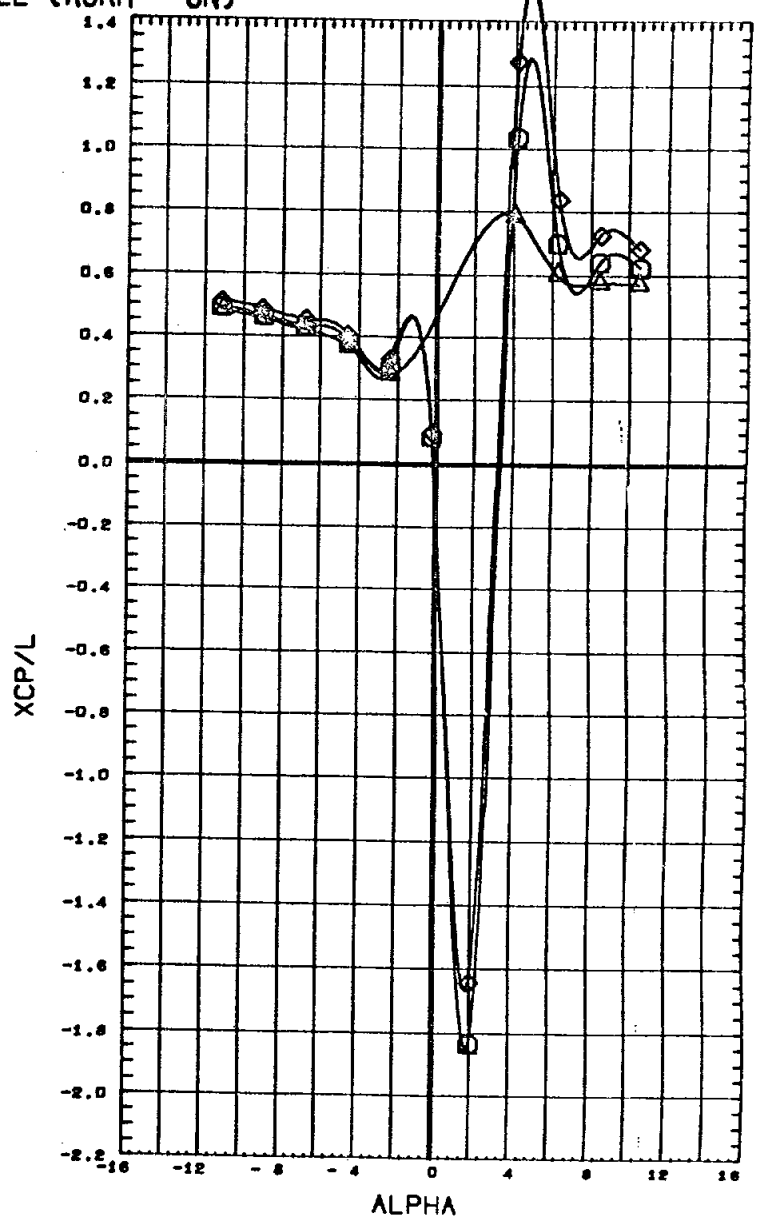
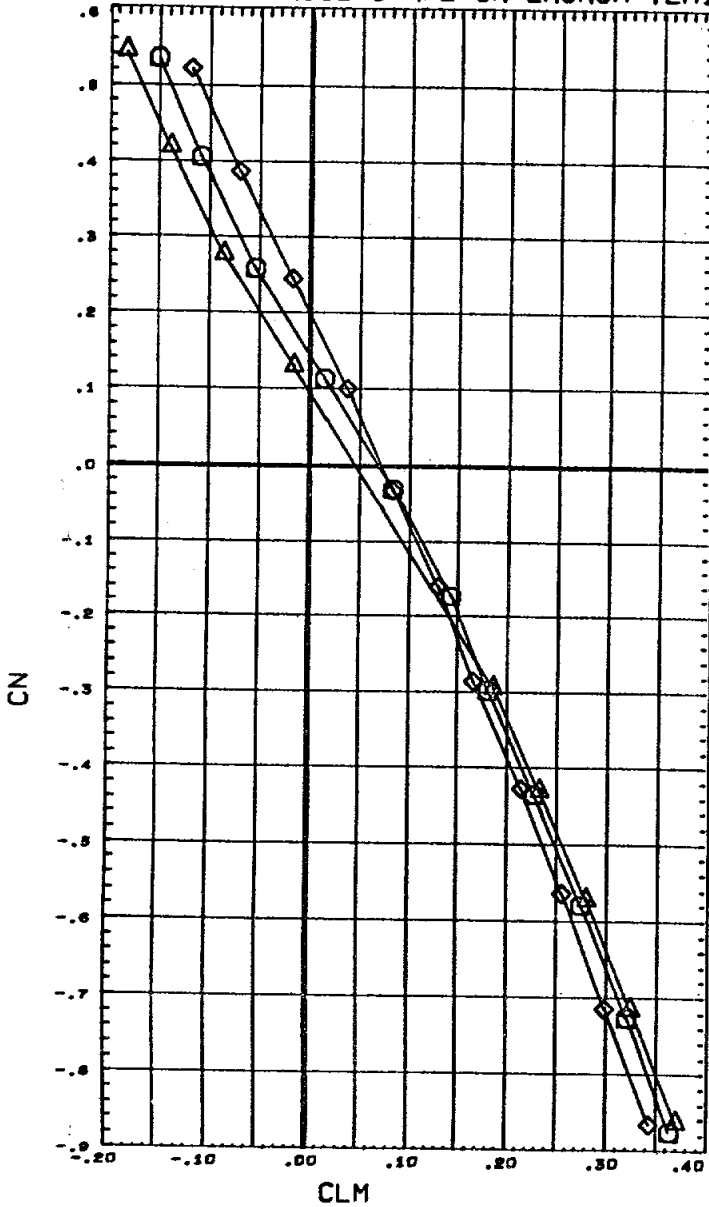


DATA SET SYMBOL	CONFIGURATION DESCRIPTION
(677016)	M556 (IA1) NAR ATP BL LV (O2) (T1) (S1)
(677012)	M556 (IA1) NAR ATP BL LV (O2) (T2) (S1)
(677008)	M556 (IA1) NAR ATP BL LV (O2) (T3) (S1)

PHI	ORBINC	RUDDER	AILRON	REFERENCE INFORMATION
80.000	0.000	0.000	0.000	SREF 7.4190 30. IN.
80.000	0.000	0.000	0.000	LREF 5.3120 IN.
80.000	0.000	0.000	0.000	BREF 5.3120 IN.
				XMRP 4.0200 IN.
				YMRP 0.0000 IN.
				ZMRP 0.0000 IN.
				SCALE 0.0040

MACH .90

EFFECTS OF NOSE SHAPE ON LAUNCH VEHICLE (ASRM - ON)

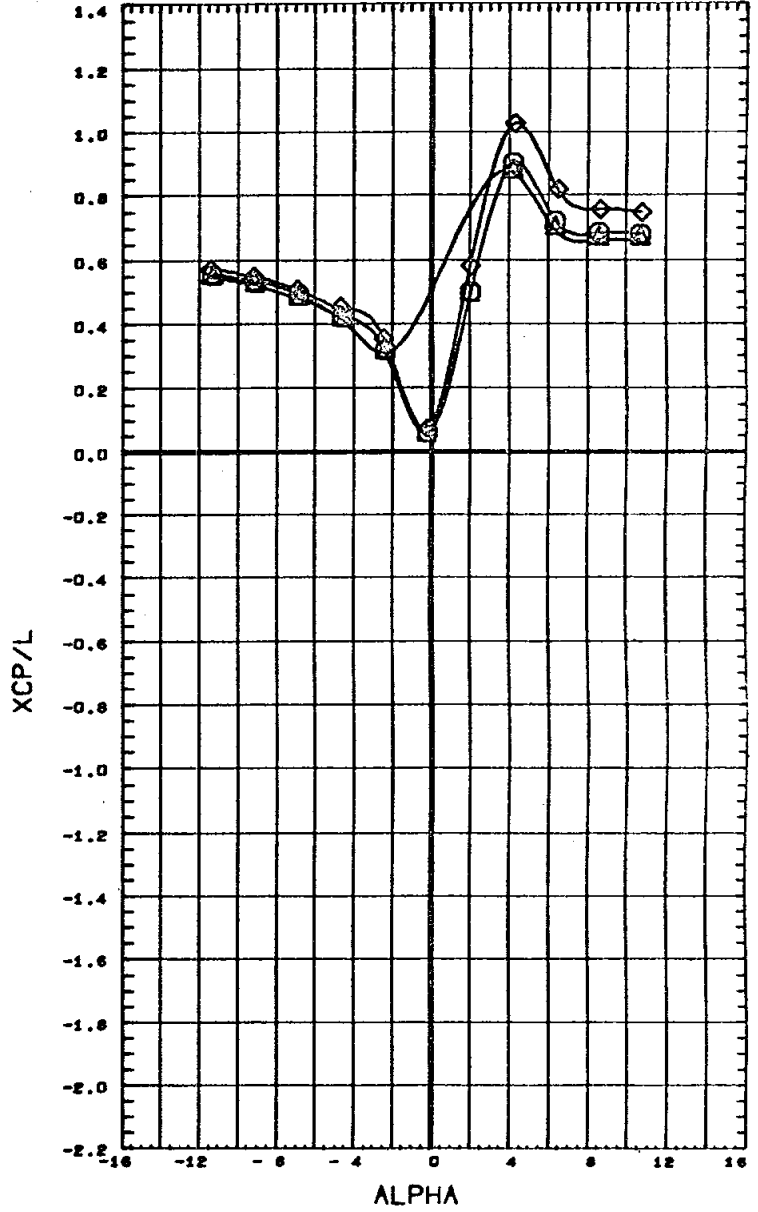
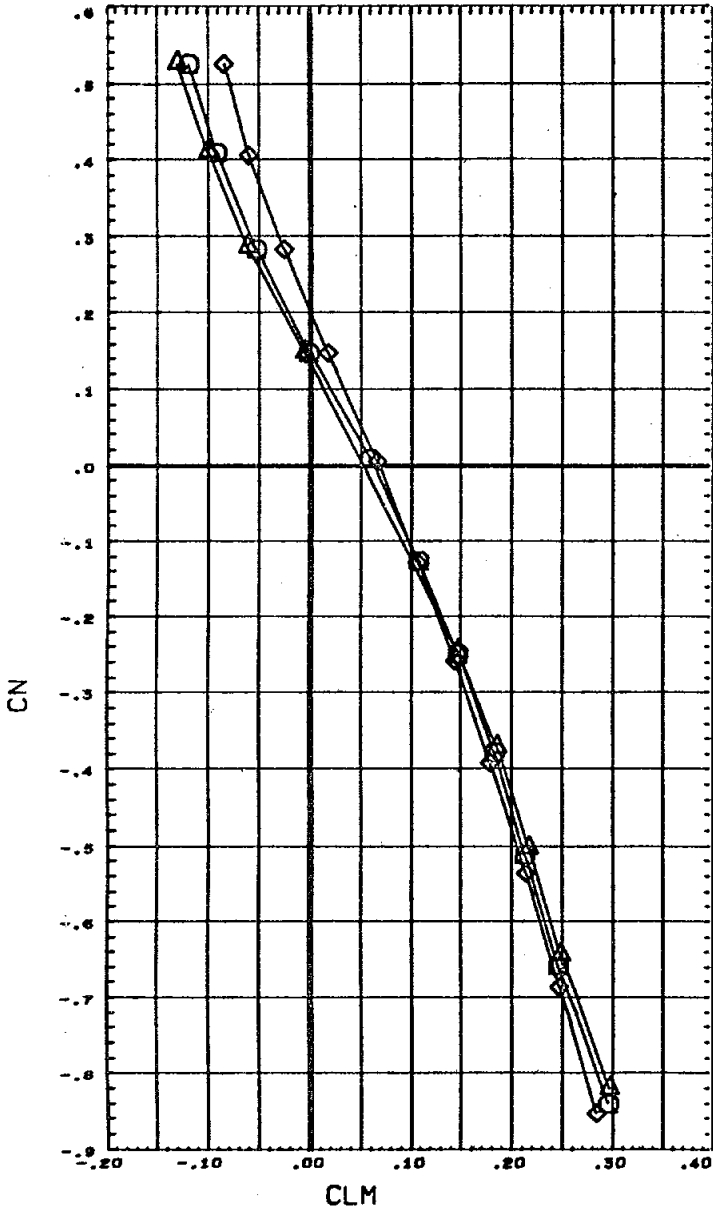


DATA SET SYMBOL	CONFIGURATION DESCRIPTION
(677016)	M556(IA1) NAR ATP BL LV (O2) (T1) (S1)
(677012)	M556(IA1) NAR ATP BL LV (O2) (T2) (S1)
(677008)	M556(IA1) NAR ATP BL LV (O2) (T3) (S1)

PHI	ORBINC	RUDDER	AILRON	REFERENCE INFORMATION
80.000	0.000	0.000	0.000	SREF 7.4190 sq. IN.
80.000	0.000	0.000	0.000	LREF 5.3120 IN.
80.000	0.000	0.000	0.000	BREF 5.3120 IN.
				XMRP 4.8200 IN.
				YMRP 0.0000 IN.
				ZMRP 0.0000 IN.
				SCALE 0.0040

MACH 1.00

EFFECTS OF NOSE SHAPE ON LAUNCH VEHICLE (ASRM - ON)



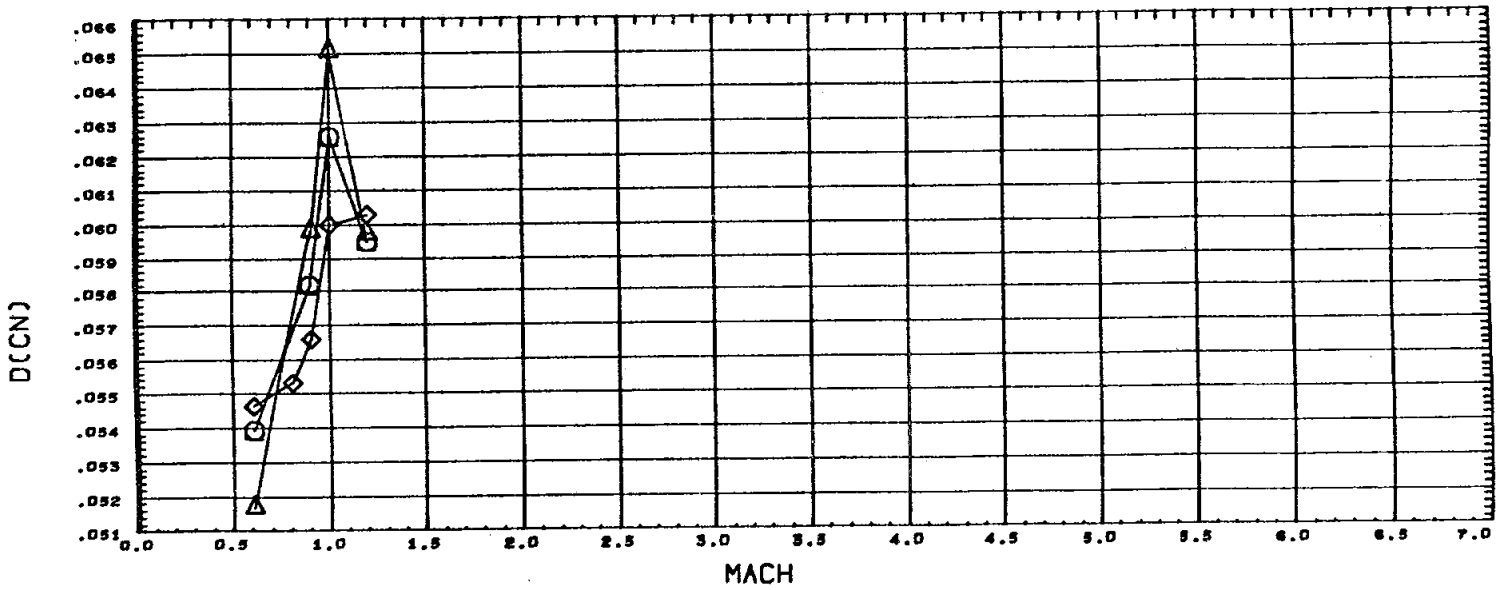
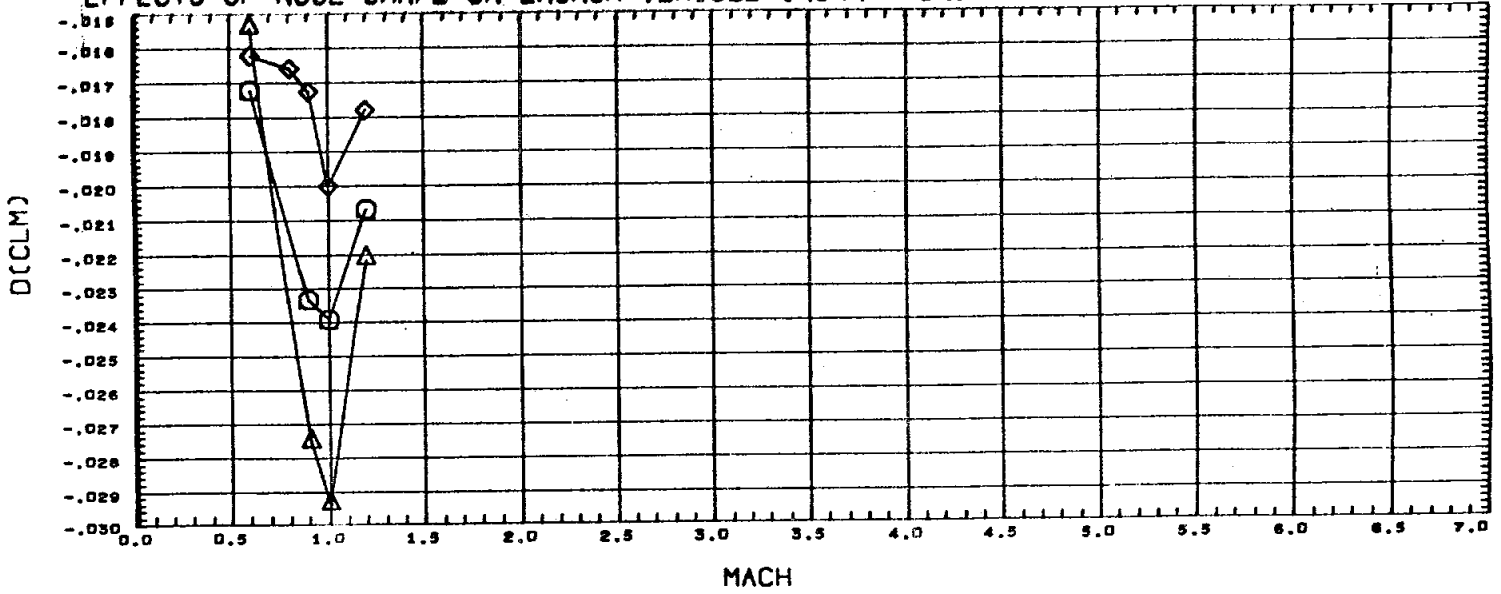
DATA SET SYMBOL	CONFIGURATION DESCRIPTION
(677016) ○	M556 (IA1) NAR ATP BL LV (O2) (T1) (S1)
(677012) △	M556 (IA1) NAR ATP BL LV (O2) (T2) (S1)
(677008) ◇	M556 (IA1) NAR ATP BL LV (O2) (T3) (S1)

PHI	ORBINC	RUDDER	AILRON	REFERENCE INFORMATION
80.000	0.000	0.000	0.000	SREF 7.4190 sq. IN.
80.000	0.000	0.000	0.000	LREF 5.3120 IN.
80.000	0.000	0.000	0.000	BREF 5.3120 IN.
				XMRP 4.8200 IN.
				YMRP 0.0000 IN.
				ZMRP 0.0000 IN.
				SCALE 0.0040

MACH 1.20

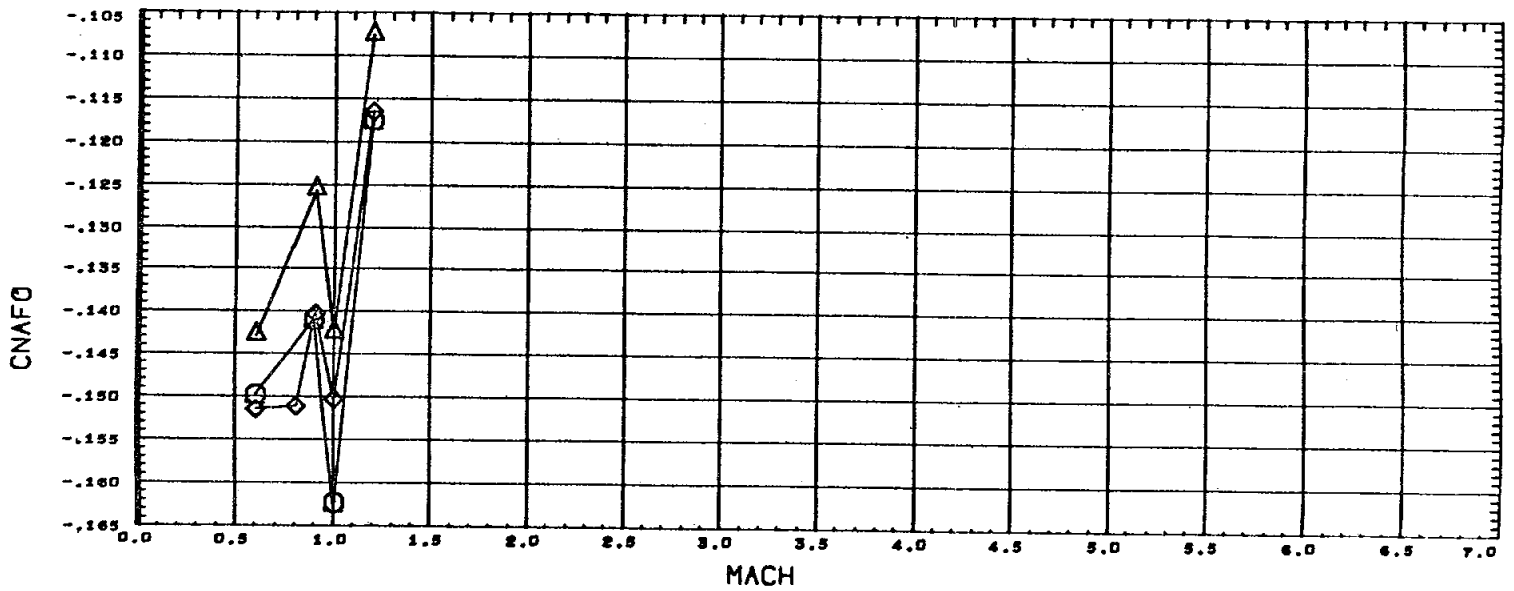
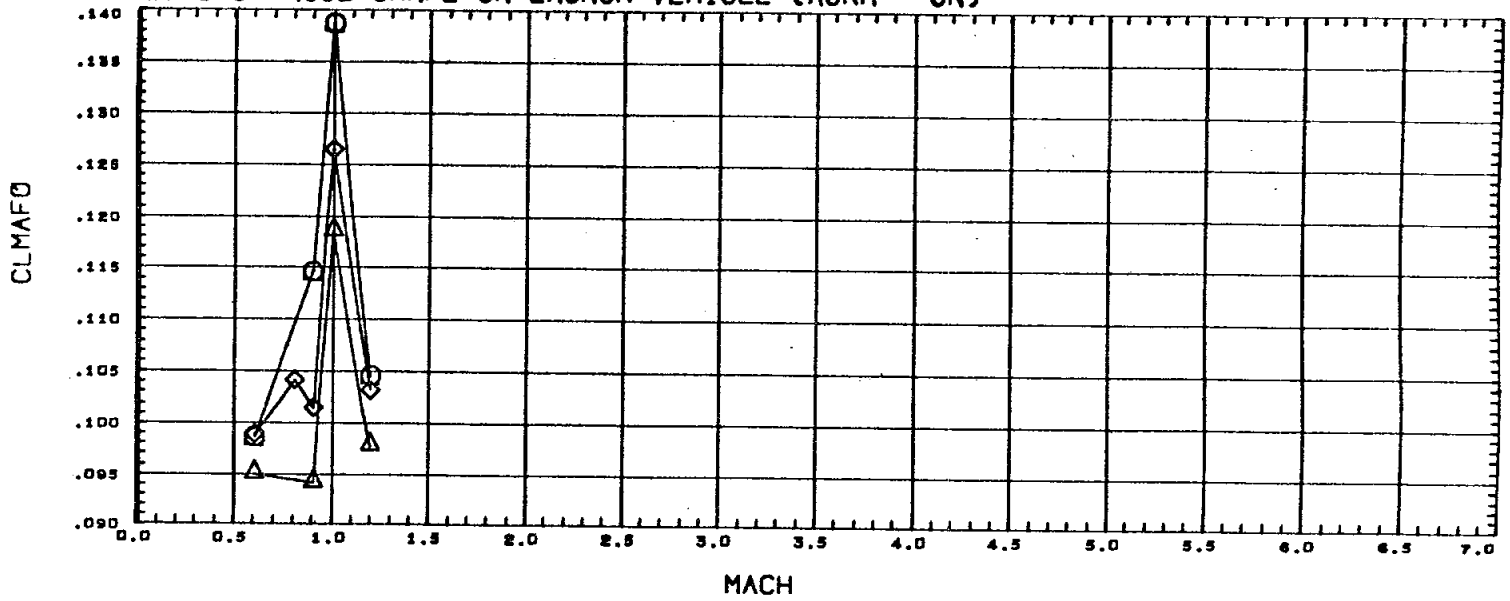
PAGE 107

EFFECTS OF NOSE SHAPE ON LAUNCH VEHICLE (ASRM - ON)



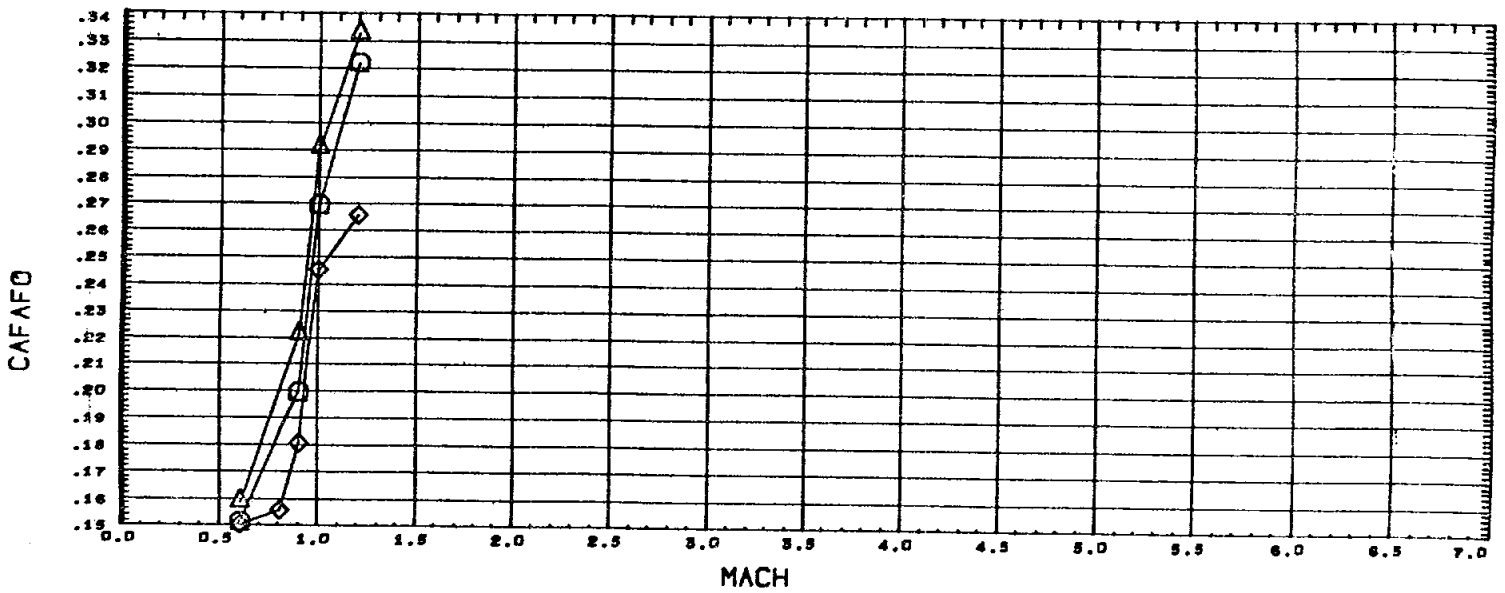
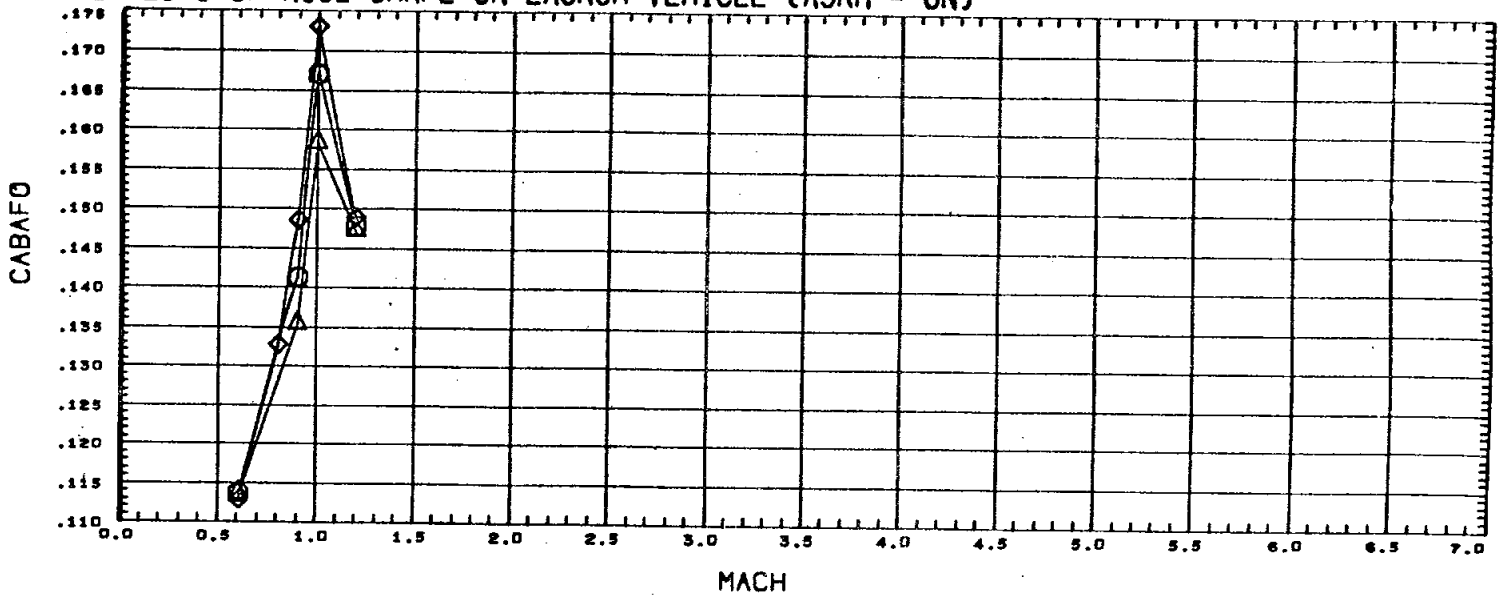
DATA SET SYMBOL	CONFIGURATION DESCRIPTION	PHI	ORBINC	RUDDER	AILRON	REFERENCE INFORMATION
(G77016)	MS56 (IA1) NAR ATP BL LV (O2) (T1) (S1)	80.000	0.000	0.000	0.000	SREF 7.4190 SQ. IN.
(G77012)	MS56 (IA1) NAR ATP BL LV (O2) (T2) (S1)	80.000	0.000	0.000	0.000	LREF 5.3120 IN.
(G77008)	MS56 (IA1) NAR ATP BL LV (O2) (T3) (S1)	80.000	0.000	0.000	0.000	BREF 5.3120 IN.
						XMRP 4.8200 IN.
						YMRP 0.0000 IN.
						ZMRP 0.0000 IN.
						SCALE 0.0040

EFFECTS OF NOSE SHAPE ON LAUNCH VEHICLE (ASRM - 0N)



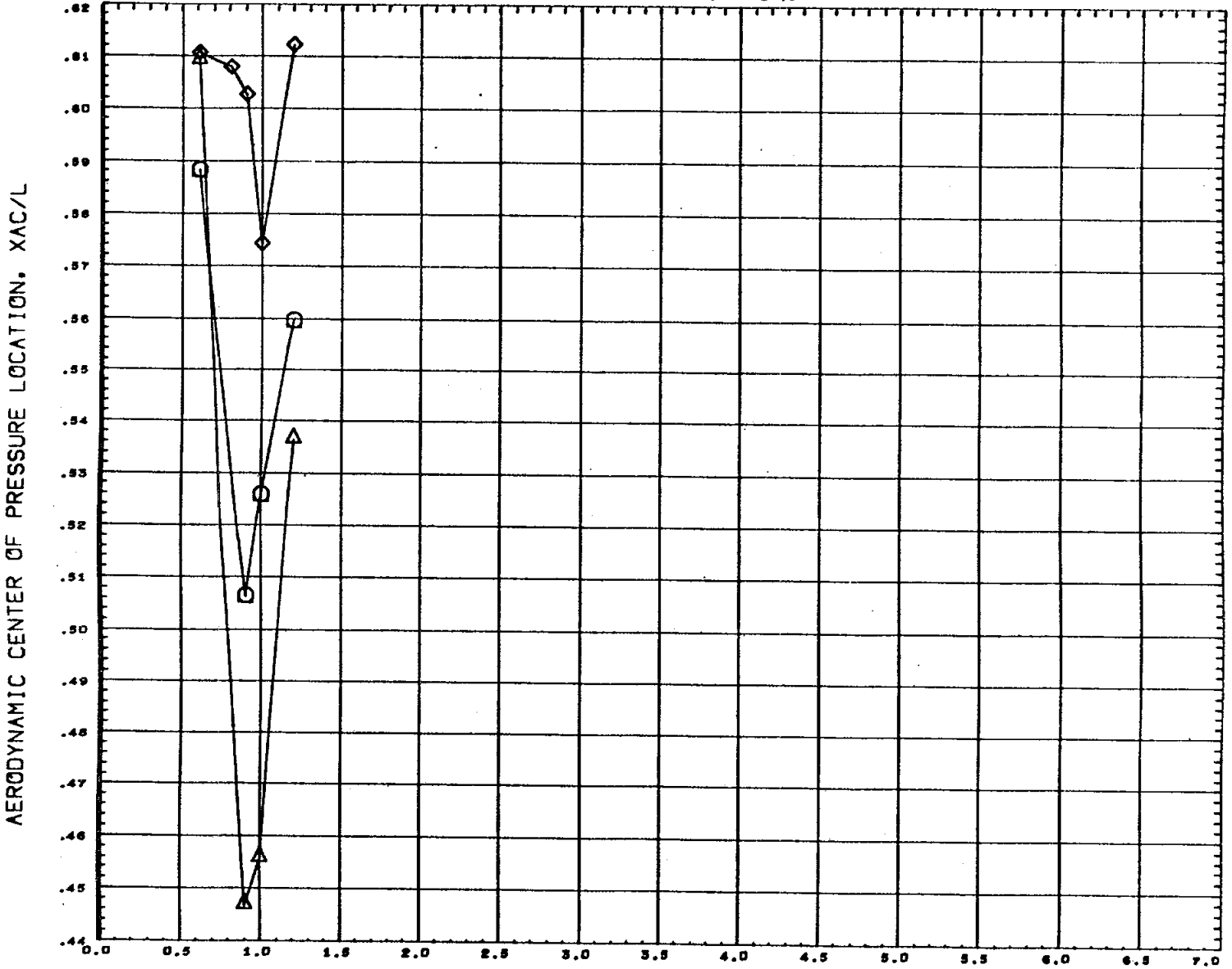
DATA SET SYMBOL	CONFIGURATION DESCRIPTION	PHI	ORBINC	RUDDER	AILRON	REFERENCE INFORMATION
(G77016)	◇ M556 (IA1) NAR ATP BL LV (O2) (T1) (S1)	80.000	0.000	0.000	0.000	SREF 7.4190 SQ. IN.
(G77012)	○ M556 (IA1) NAR ATP BL LV (O2) (T2) (S1)	80.000	0.000	0.000	0.000	LREF 5.3120 IN.
(G77008)	△ M556 (IA1) NAR ATP BL LV (O2) (T3) (S1)	80.000	0.000	0.000	0.000	BREF 5.3120 IN. XMRP 4.8200 IN. YMRP 0.0000 IN. ZMRP 0.0000 IN. SCALE 0.0040

EFFECTS OF NOSE SHAPE ON LAUNCH VEHICLE (ASRM - ON)



DATA SET SYMBOL	CONFIGURATION DESCRIPTION	PHI	ORBINC	RUDDER	AILRON	REFERENCE INFORMATION
(677016)	M556 (IA1) NAR ATP BL LV (O2) (T1) (S1)	80.000	0.000	0.000	0.000	SREF 7.4190 IN.
(677012)	M556 (IA1) NAR ATP BL LV (O2) (T2) (S1)	80.000	0.000	0.000	0.000	LREF 5.3120 IN.
(677008)	M556 (IA1) NAR ATP BL LV (O2) (T3) (S1)	80.000	0.000	0.000	0.000	BREF 5.3120 IN.
						XMRP 4.8200 IN.
						YMRP 0.0000 IN.
						ZMRP 0.0000 IN.
						SCALE 0.0040

EFFECTS OF NOSE SHAPE ON LAUNCH VEHICLE (ASRM - ON)

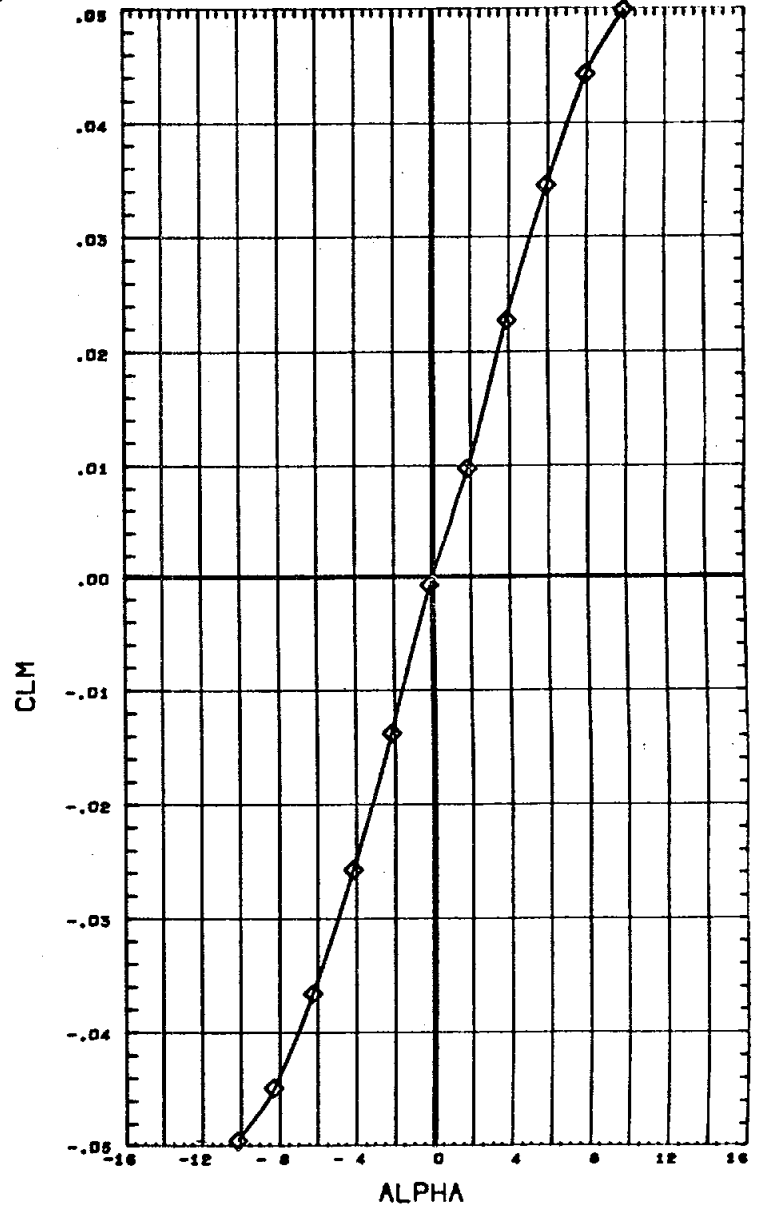
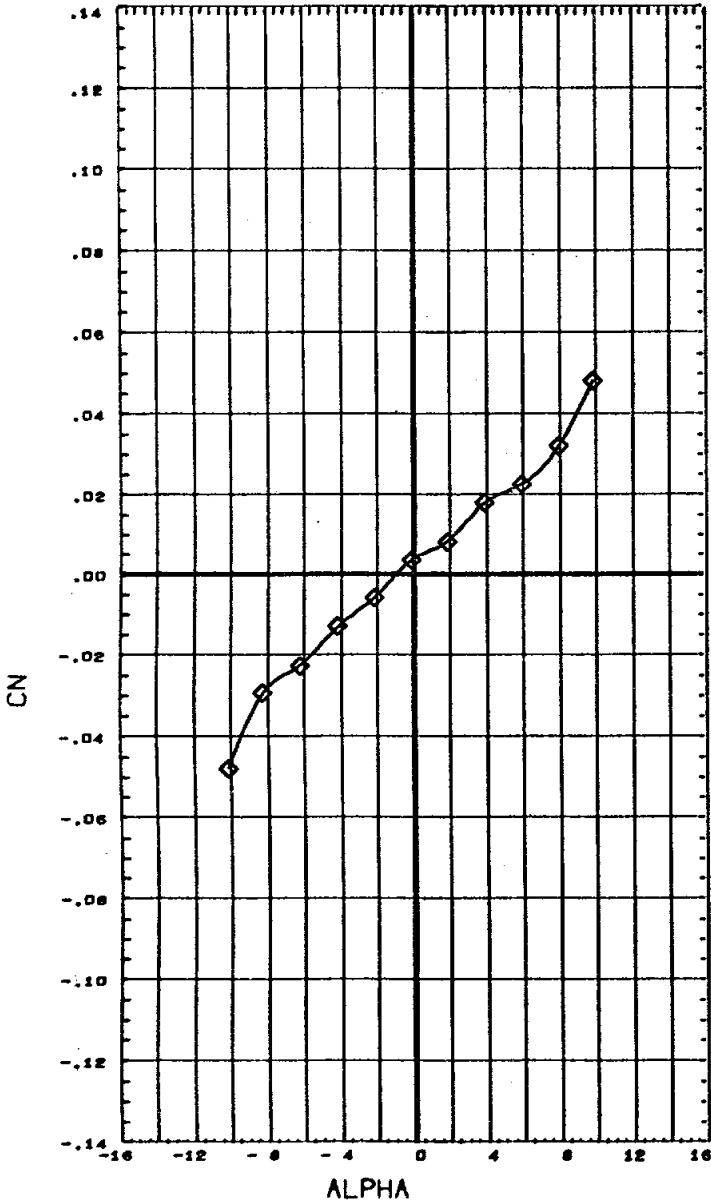


DATA SET SYMBOL	CONFIGURATION DESCRIPTION
(C77016)	M556 (IA1) NAR ATP BL LV (O2) (T1) (S1)
(C77012)	M556 (IA1) NAR ATP BL LV (O2) (T2) (S1)
(C77008)	M556 (IA1) NAR ATP BL LV (O2) (T3) (S1)

MACH NUMBER

PHI	ORBINC	RUDDER	AILRON	REFERENCE INFORMATION
80.000	0.000	0.000	0.000	SREF 7.4190 99 IN.
80.000	0.000	0.000	0.000	LREF 5.3120 IN.
80.000	0.000	0.000	0.000	BREF 5.3120 IN.
				XMRP 4.8200 IN.
				YMRP 0.0000 IN.
				ZMRP 0.0000 IN.
				SCALE 0.0040

EFFECTS OF NOSE SHAPE ON EXTERNAL TANK

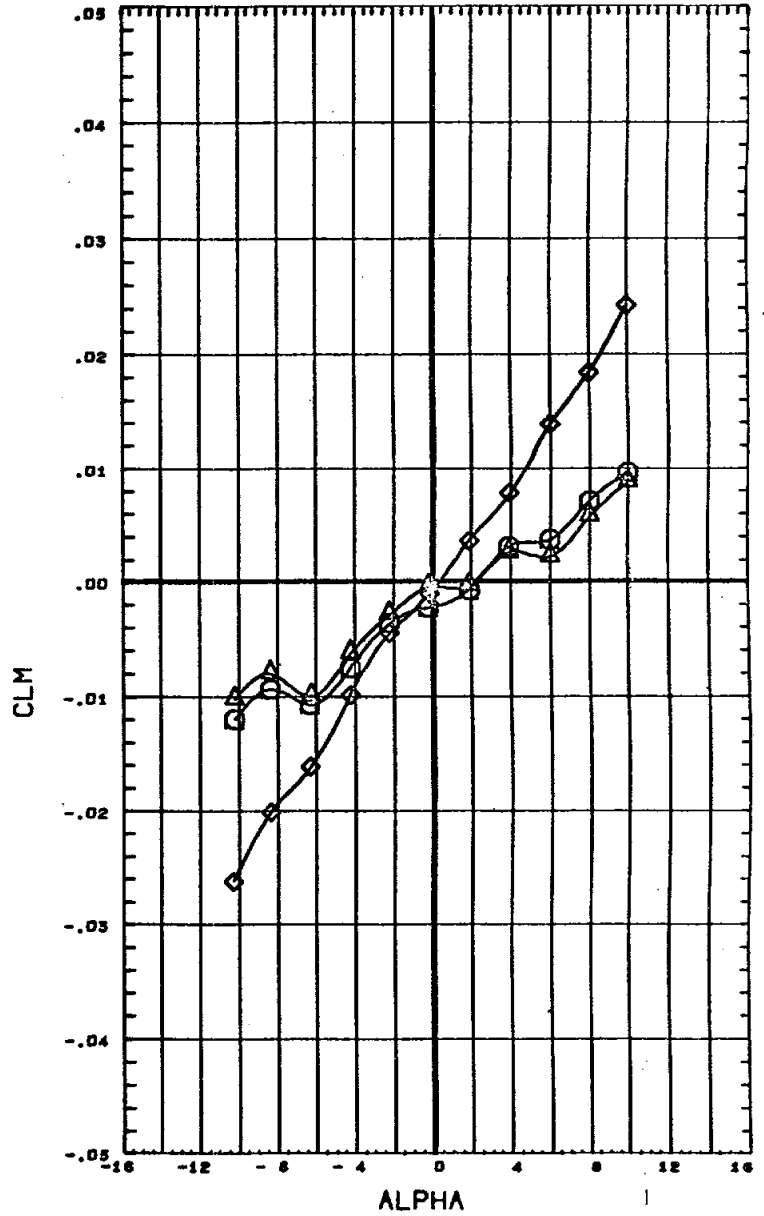
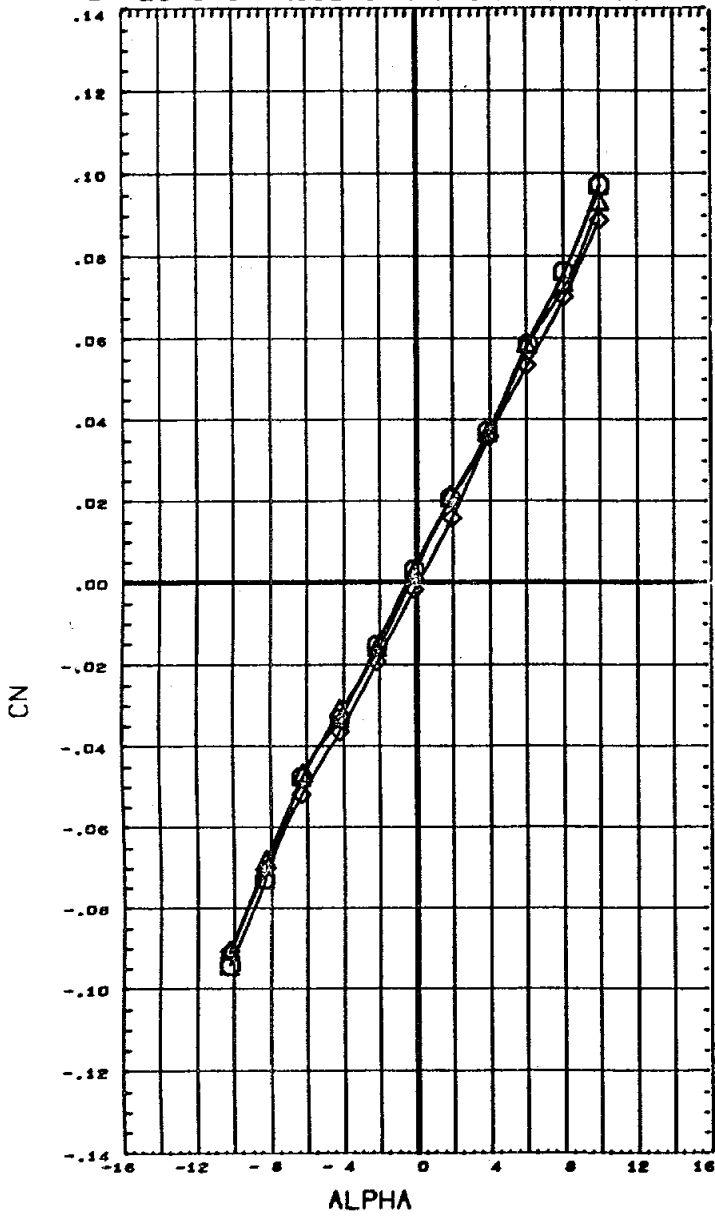


DATA SET SYMBOL CONFIGURATION DESCRIPTION
 (677033) ◯ DATA NOT AVAILABLE FOR ALL CONDITIONS
 (677032) △ DATA NOT AVAILABLE FOR ALL CONDITIONS
 (677001) ◇ M556 (IA1) NAR ATP BL LV (T3)

PHI	ORBINC	RUDDER	AILRON	REFERENCE INFORMATION
				SREF 7.4190 39. IN.
				LREF 5.3120 IN.
				BREF 5.3120 IN.
				XMRP 4.8200 IN.
				YMRP 0.0000 IN.
				ZMRP 0.0000 IN.
				SCALE 0.0040

MACH .60

EFFECTS OF NOSE SHAPE ON EXTERNAL TANK

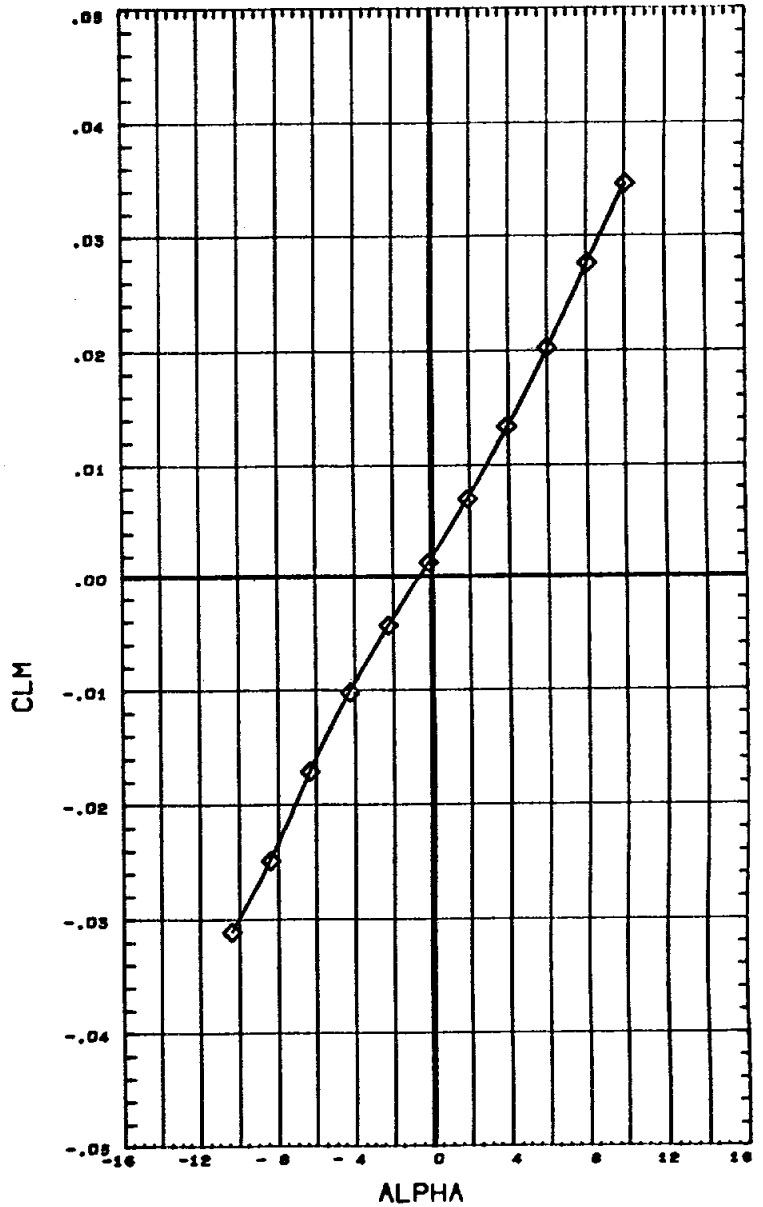
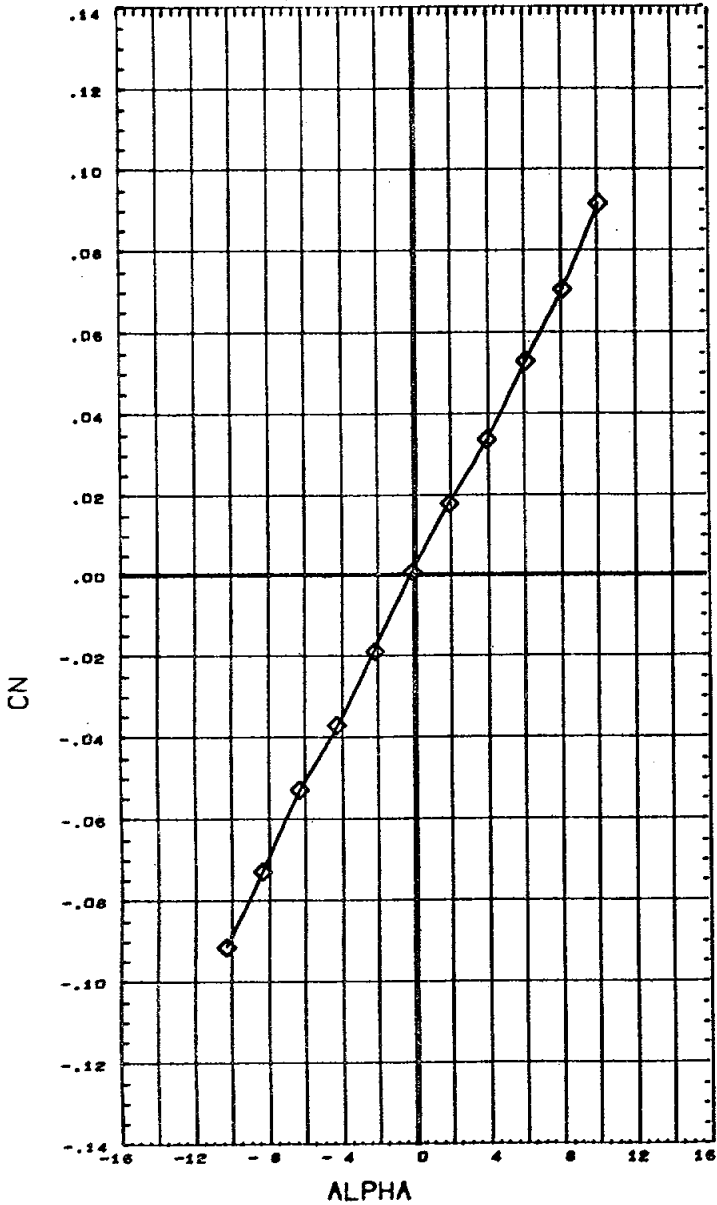


DATA SET SYMBOL	CONFIGURATION DESCRIPTION
(G77033)	M556 (IA1) NAR ATP BL LV (T1)
(G77032)	M556 (IA1) NAR ATP BL LV (T2)
(G77001)	M556 (IA1) NAR ATP BL LV (T3)

PHI	ORBINC	RUDDER	AILRON	REFERENCE INFORMATION
				SREF 7.4190 sq. in.
				LREF 5.3120 in.
				BREF 5.3120 in.
				XMRP 4.8200 in.
				YMRP 0.0000 in.
				ZMRP 0.0000 in.
				SCALE 0.0040

MACH .90

EFFECTS OF NOSE SHAPE ON EXTERNAL TANK

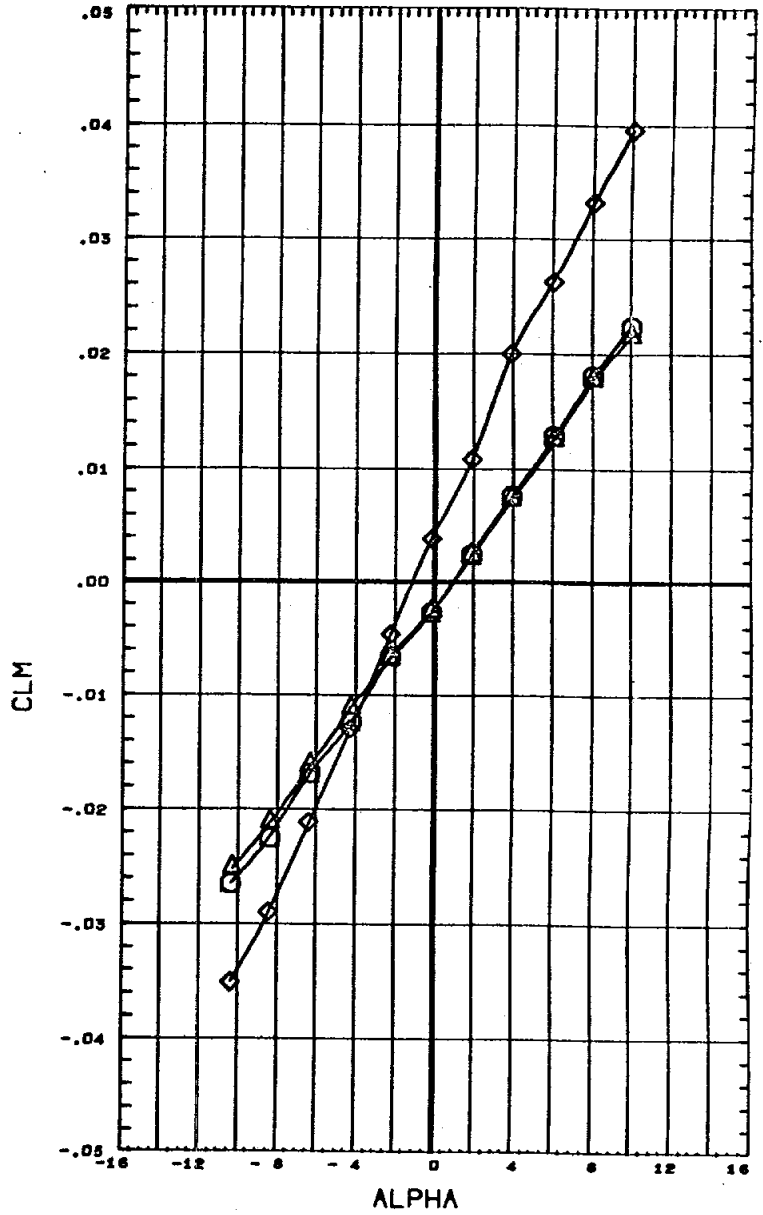
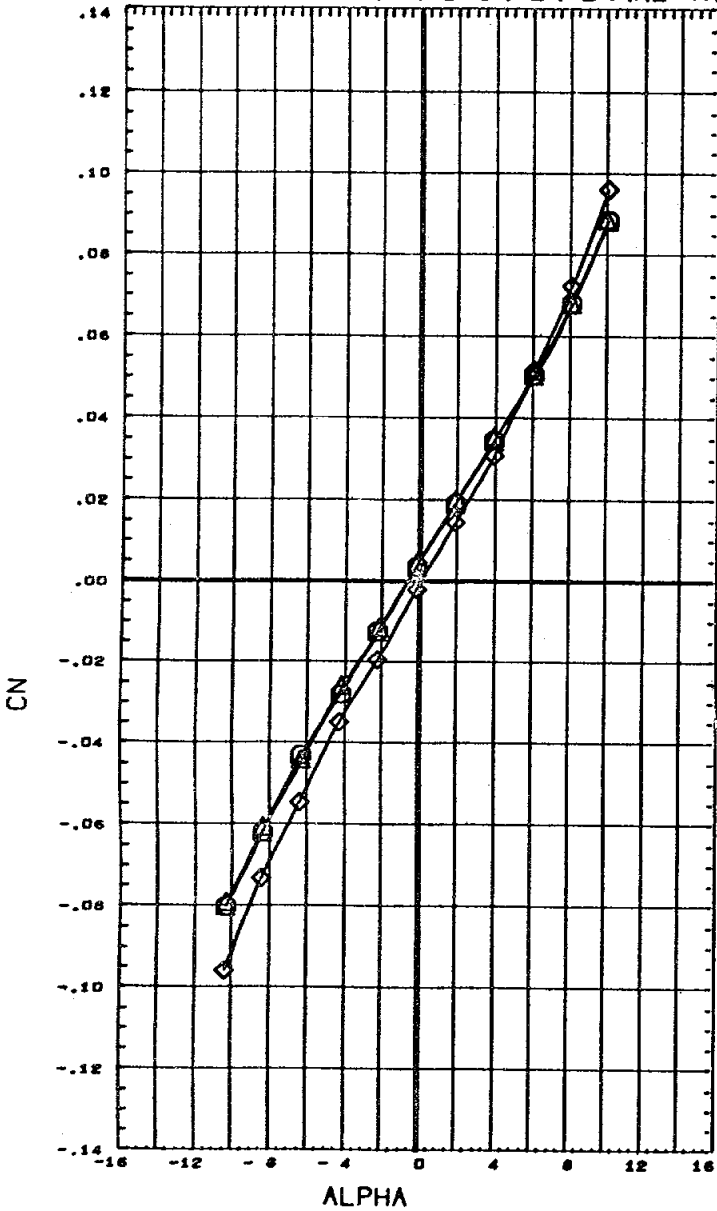


DATA SET SYMBOL CONFIGURATION DESCRIPTION
 (C77035) ○ DATA NOT AVAILABLE FOR ALL CONDITIONS
 (C77032) △ DATA NOT AVAILABLE FOR ALL CONDITIONS
 (C77001) ◇ M556 (IA1) NAR ATP BL LV (75)

PHI	ORBINC	RUDDER	AILRON	REFERENCE INFORMATION
				BREF 7.4190 SQ. IN.
				LREF 5.3120 IN.
				BREF 5.3120 IN.
				XMRP 4.6200 IN.
				YMRP 0.0000 IN.
				ZMRP 0.0000 IN.
				SCALE 0.0040

MACH 1.00

EFFECTS OF NOSE SHAPE ON EXTERNAL TANK

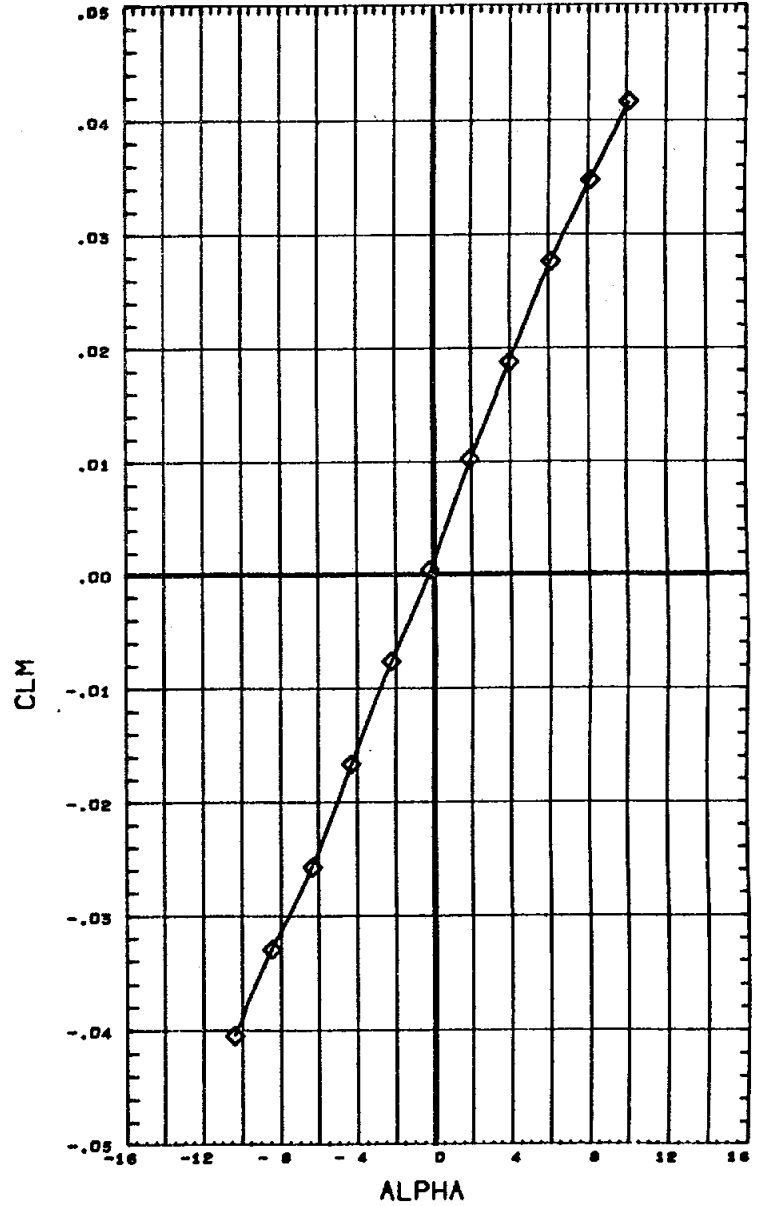
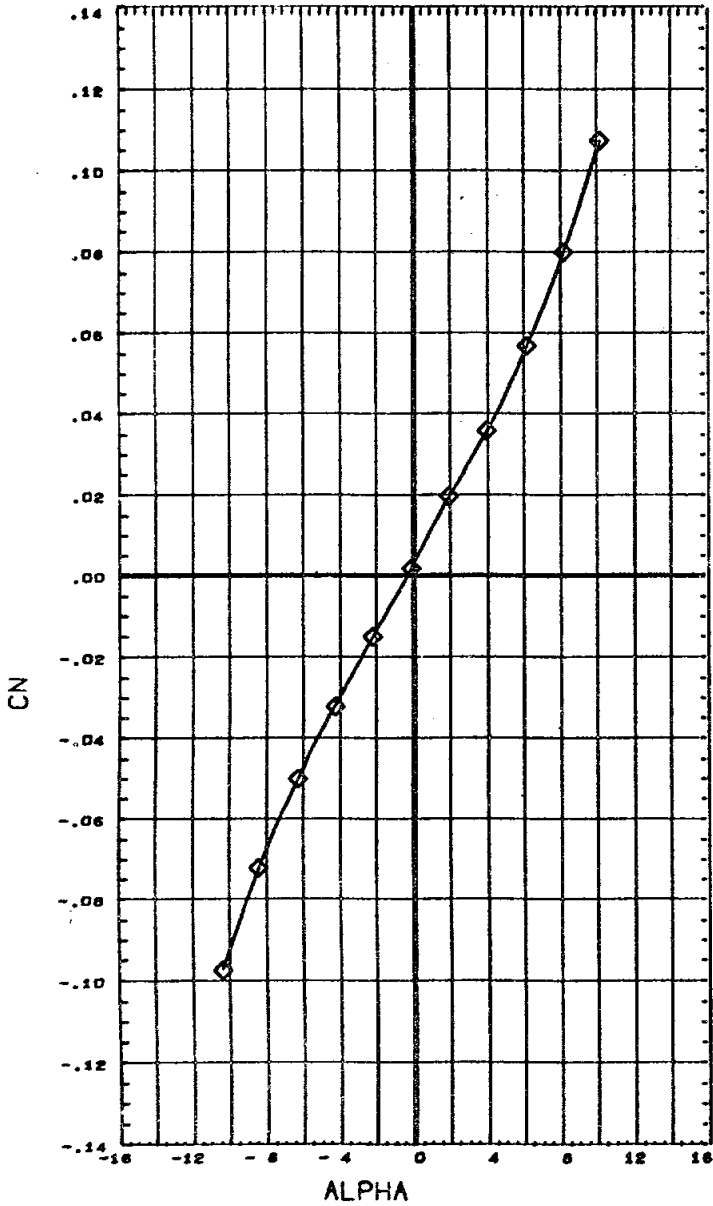


DATA SET SYMBOL	CONFIGURATION DESCRIPTION
(G77033)	M556 (IA1) NAR ATP BL LV (T1)
(G77032)	M556 (IA1) NAR ATP BL LV (T2)
(G77001)	M556 (IA1) NAR ATP BL LV (T3)

PHI	ORBINC	RUDDER	AILRON	REFERENCE INFORMATION
				BREF 7.4190 SQ. IN.
				LREF 3.3120 IN.
				BREF 3.3120 IN.
				XHRP 4.8200 IN.
				YHRP 0.0000 IN.
				ZHRP 0.0000 IN.
				SCALE 0.0040

MACH 1.20

EFFECTS OF NOSE SHAPE ON EXTERNAL TANK

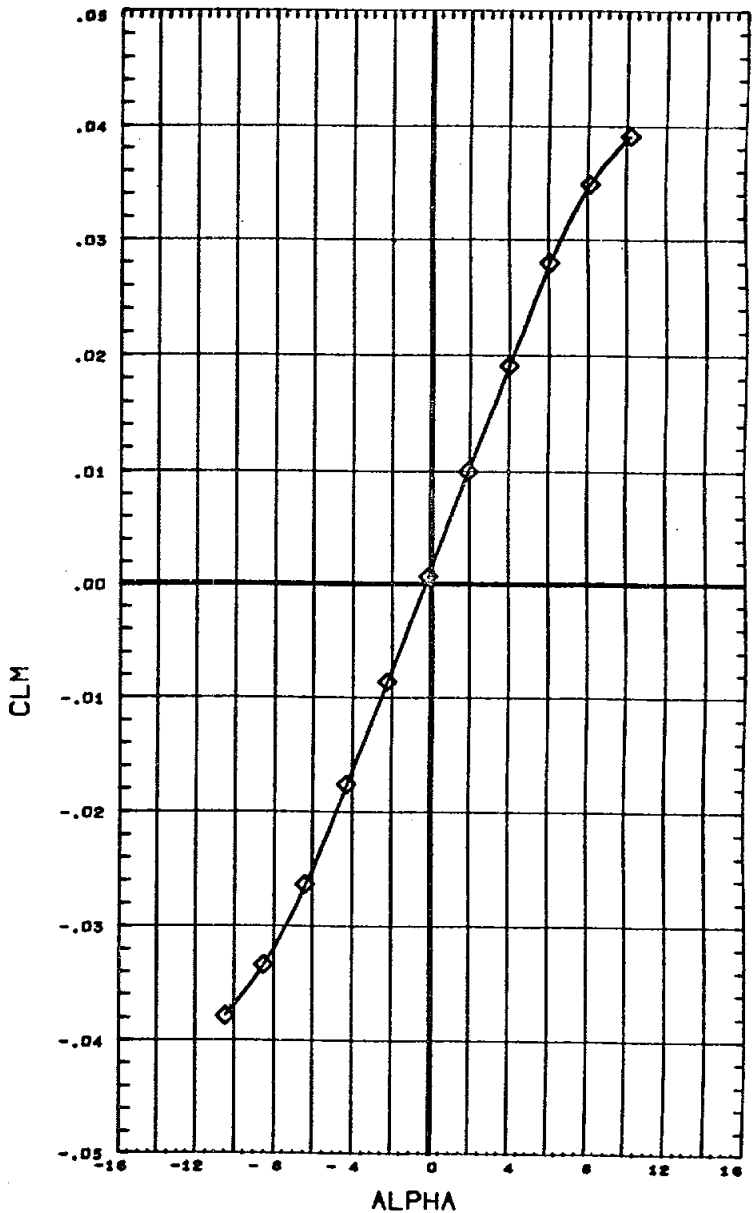
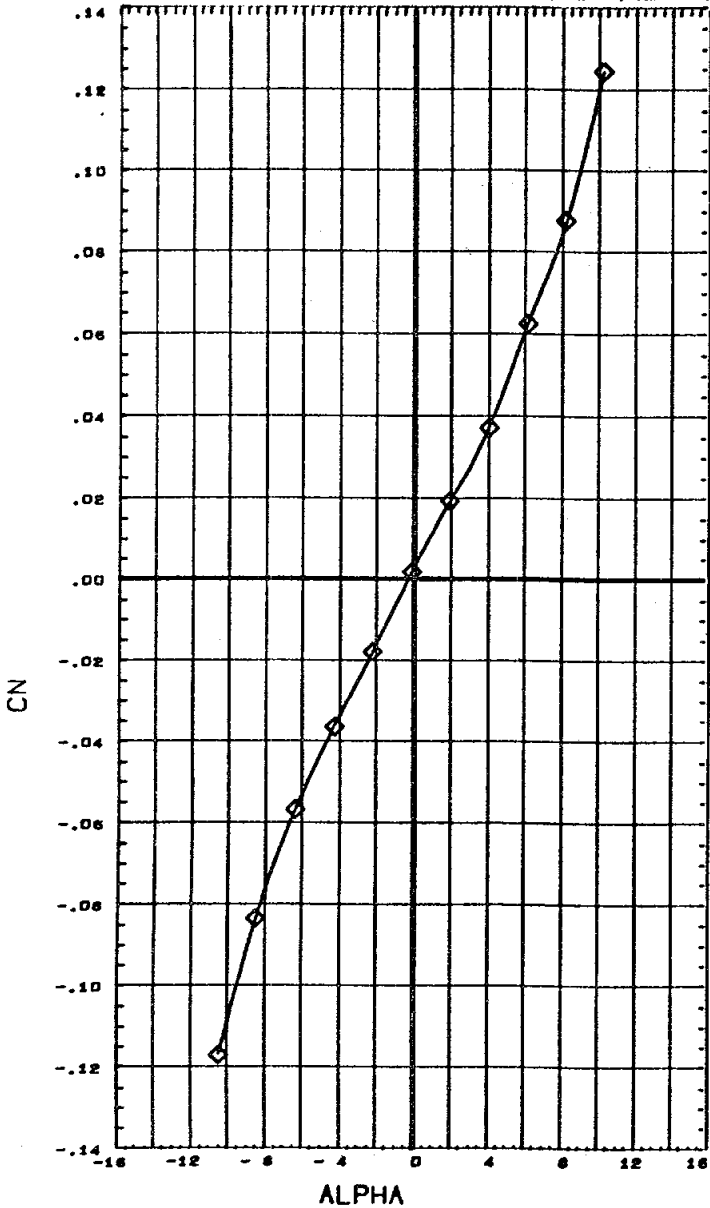


DATA SET SYMBOL CONFIGURATION DESCRIPTION
 (G77033) ◯ DATA NOT AVAILABLE FOR ALL CONDITIONS
 (G77032) △ DATA NOT AVAILABLE FOR ALL CONDITIONS
 (G77001) ◇ M556 (JA1) NAR ATP BL LV (TS)

PHI	ORBINC	RUDDER	AILRON	REFERENCE INFORMATION
				BREF 7.4190 88. IN.
				LREF 5.3120 IN.
				BREF 5.3120 IN.
				XMRP 4.8200 IN.
				YMRP 0.0000 IN.
				ZMRP 0.0000 IN.
				SCALE 0.0040

MACH 1.46

EFFECTS OF NOSE SHAPE ON EXTERNAL TANK

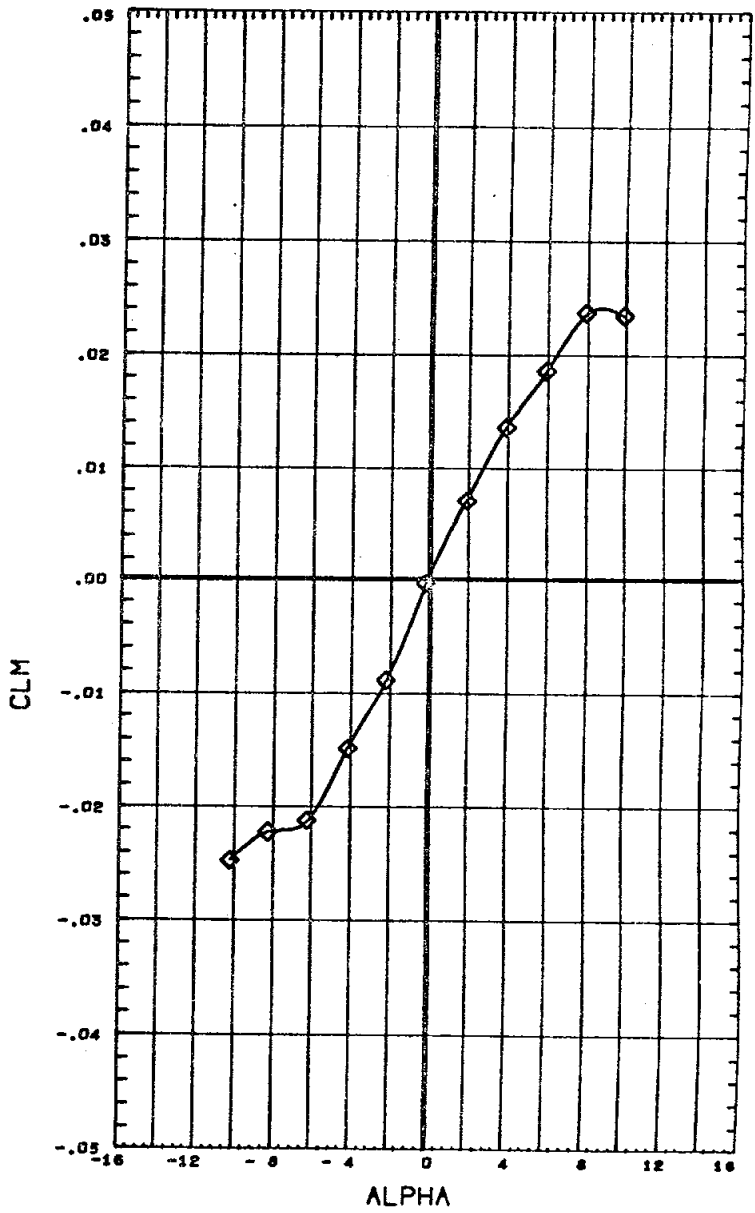
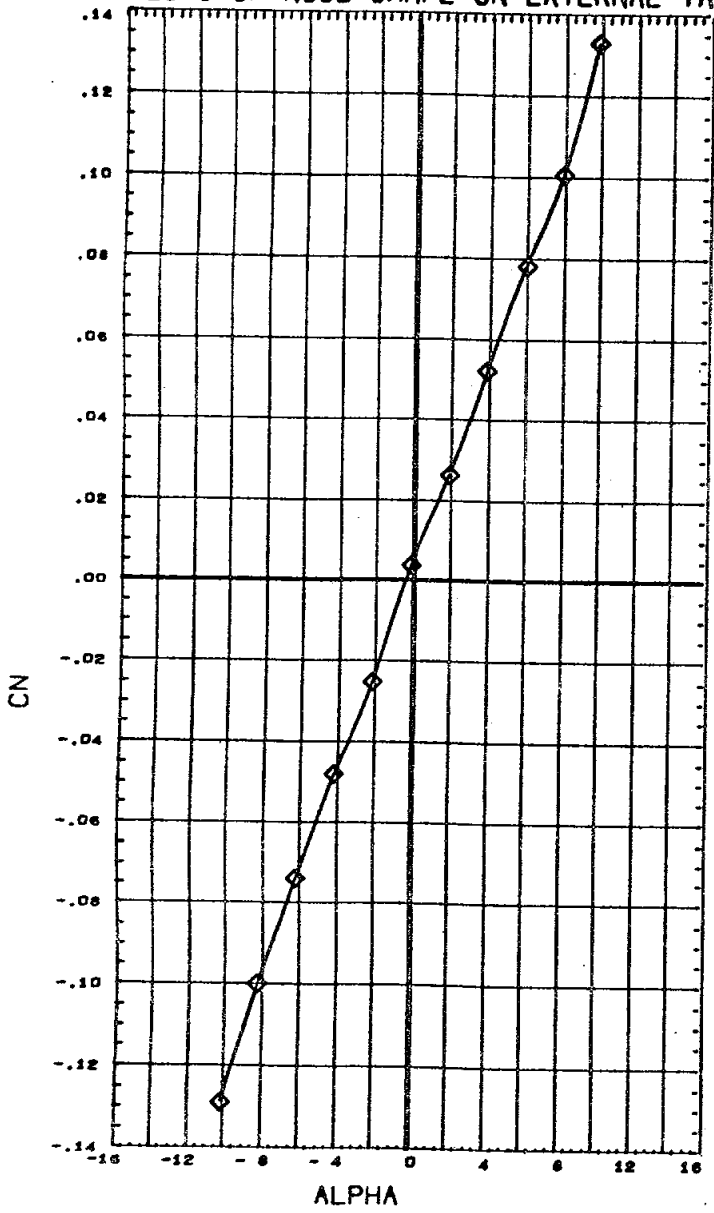


DATA SET SYMBOL CONFIGURATION DESCRIPTION
 (677033) □ DATA NOT AVAILABLE FOR ALL CONDITIONS
 (677032) △ DATA NOT AVAILABLE FOR ALL CONDITIONS
 (677001) ◇ M556 (IA1) NAR ATP BL LV (T3)

PHI	ORBINC	RUDDER	AILRON	REFERENCE INFORMATION
				SREF 7.4190 SQ. IN.
				LREF 5.3120 IN.
				BREF 5.3120 IN.
				XNRP 4.6200 IN.
				YNRP 0.0000 IN.
				ZNRP 0.0000 IN.
				SCALE 0.0040

MACH 1.96

EFFECTS OF NOSE SHAPE ON EXTERNAL TANK

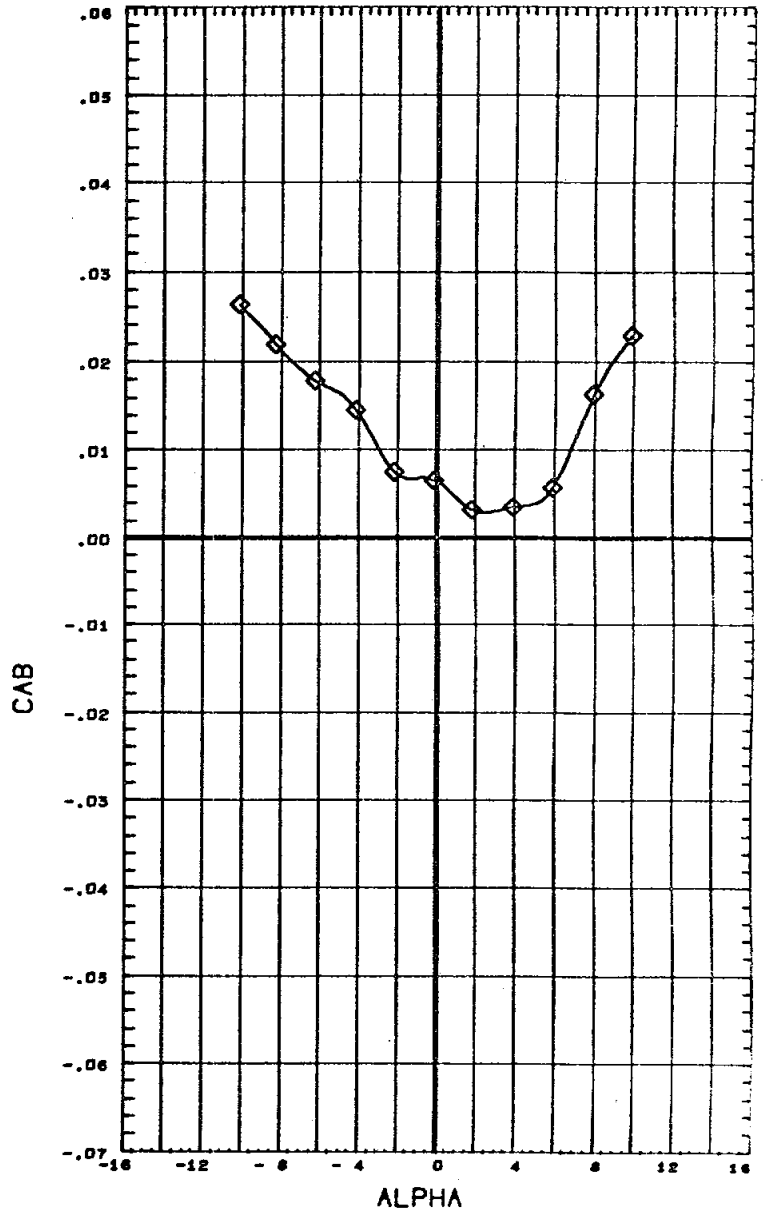
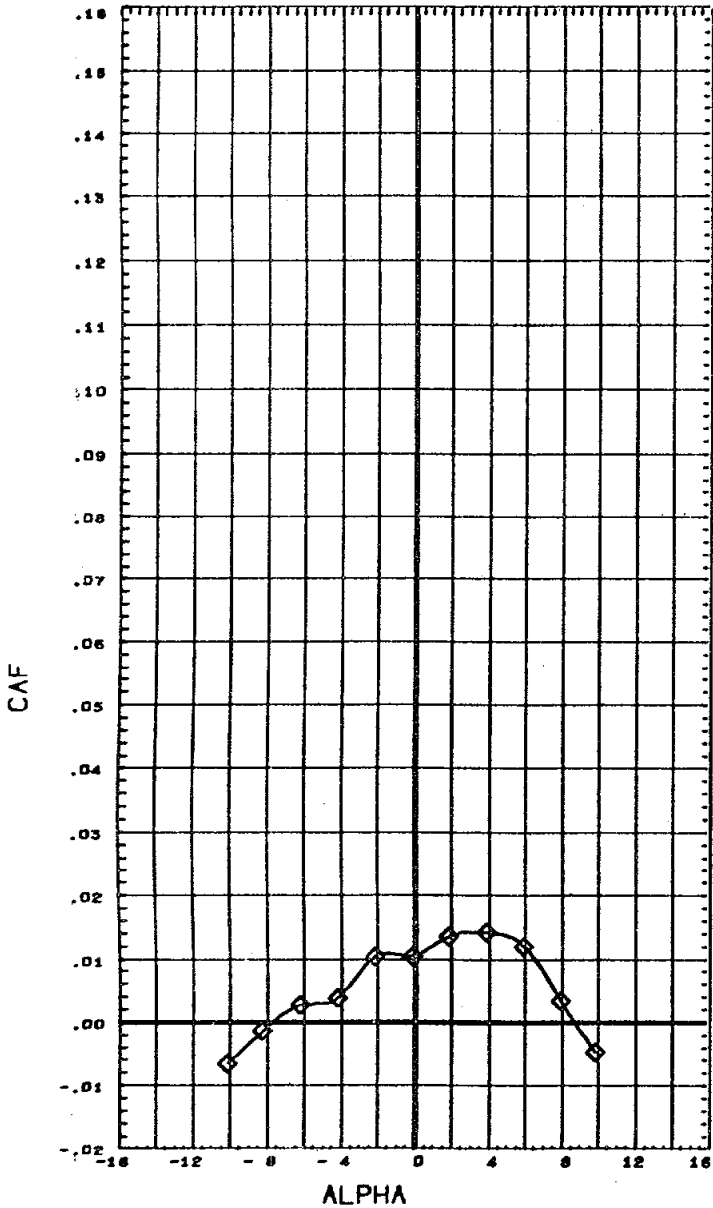


DATA SET SYMBOL CONFIGURATION DESCRIPTION
 (C77033) □ DATA NOT AVAILABLE FOR ALL CONDITIONS
 (C77032) △ DATA NOT AVAILABLE FOR ALL CONDITIONS
 (C77001) ◇ M556(IA1) NAR ATP BL LV (73)

PHI ORBINC RUDDER AILRON REFERENCE INFORMATION
 SREF 7.4190 SQ. IN.
 LREF 5.3120 IN.
 BREF 5.3120 IN.
 XMRP 4.8200 IN.
 YMRP 0.0000 IN.
 ZMRP 0.0000 IN.
 SCALE 0.0040

MACH 4.96

EFFECTS OF NOSE SHAPE ON EXTERNAL TANK

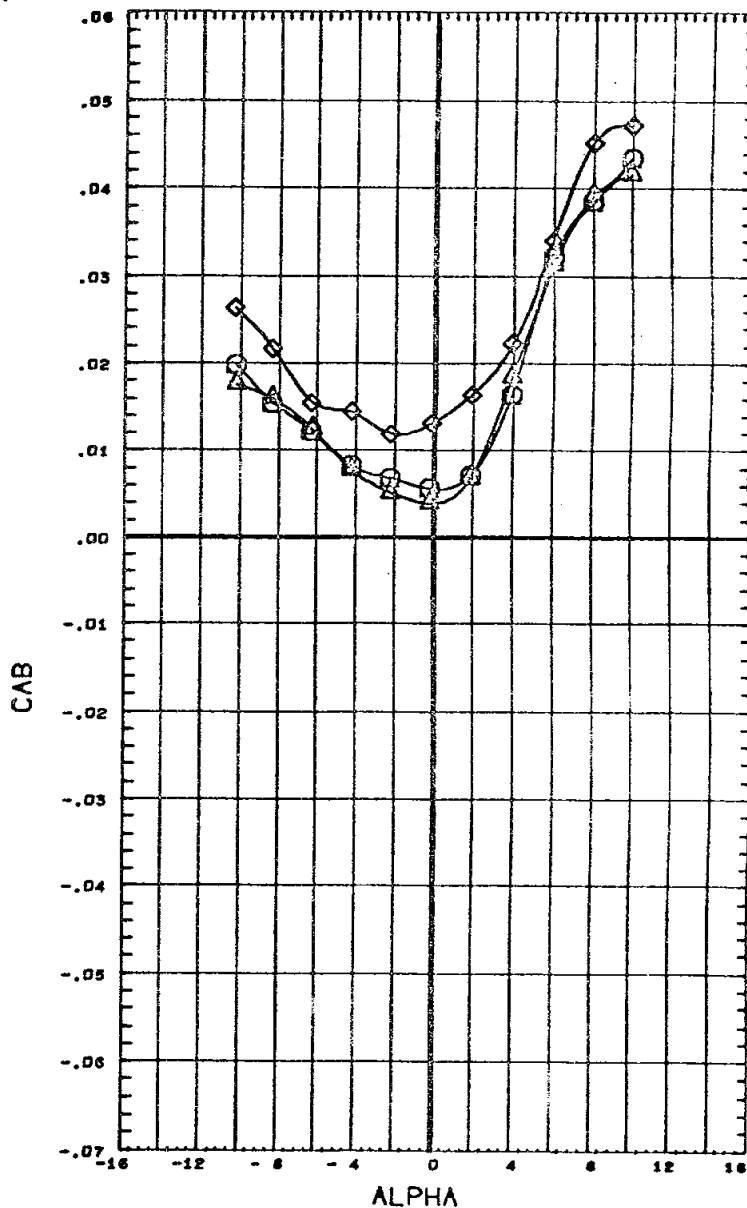
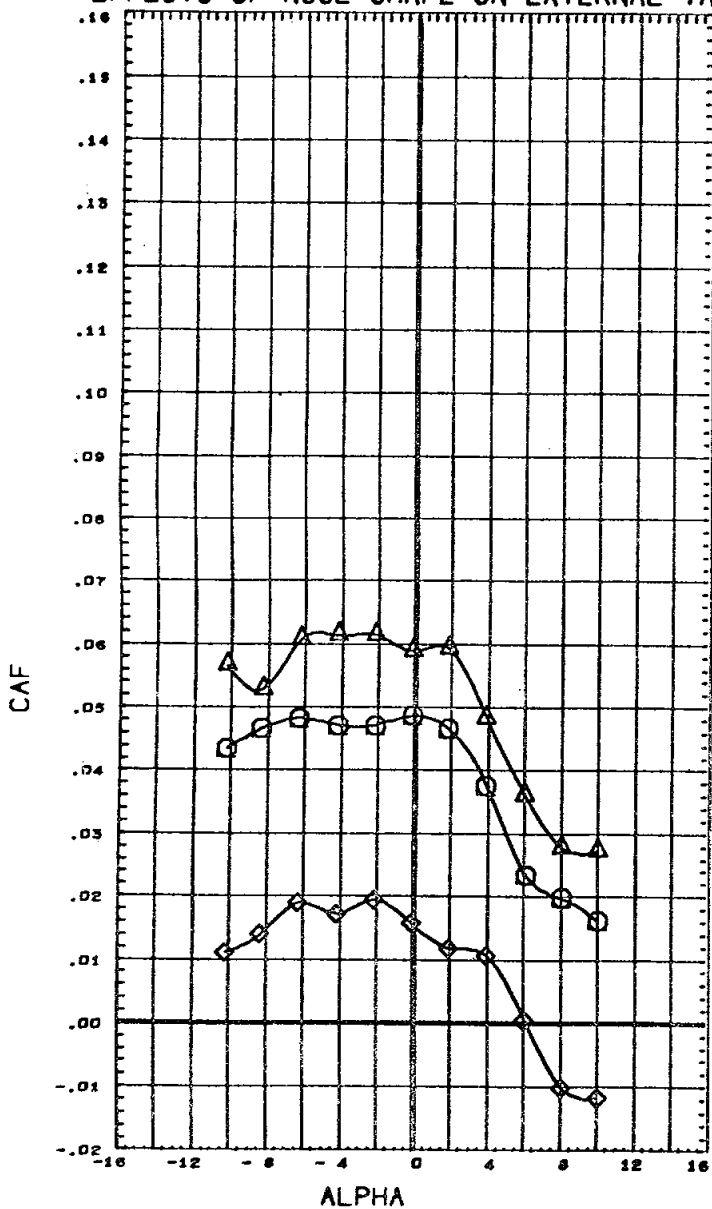


DATA SET SYMBOL CONFIGURATION DESCRIPTION
 (G77033) ◯ DATA NOT AVAILABLE FOR ALL CONDITIONS
 (G77032) △ DATA NOT AVAILABLE FOR ALL CONDITIONS
 (G77001) ◇ M556 (A1) NAR ATP BL LV (T3)

PHI	ORBINC	RUDDER	AILRON	REFERENCE INFORMATION
				SREF 7.4190 50. IN.
				LREF 5.3120 IN.
				BREF 5.3120 IN.
				XMRP 4.8200 IN.
				YMRP 0.0000 IN.
				ZMRP 0.0000 IN.
				SCALE 0.0040

MACH .60

EFFECTS OF NOSE SHAPE ON EXTERNAL TANK

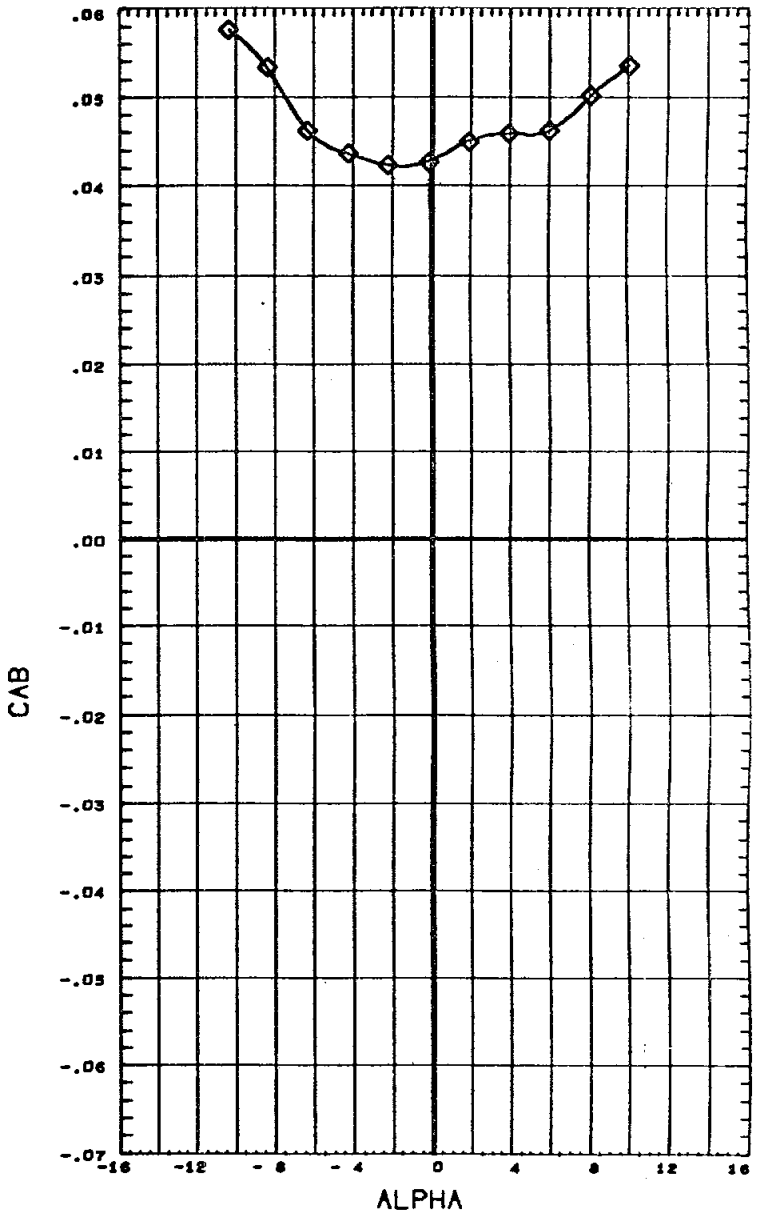
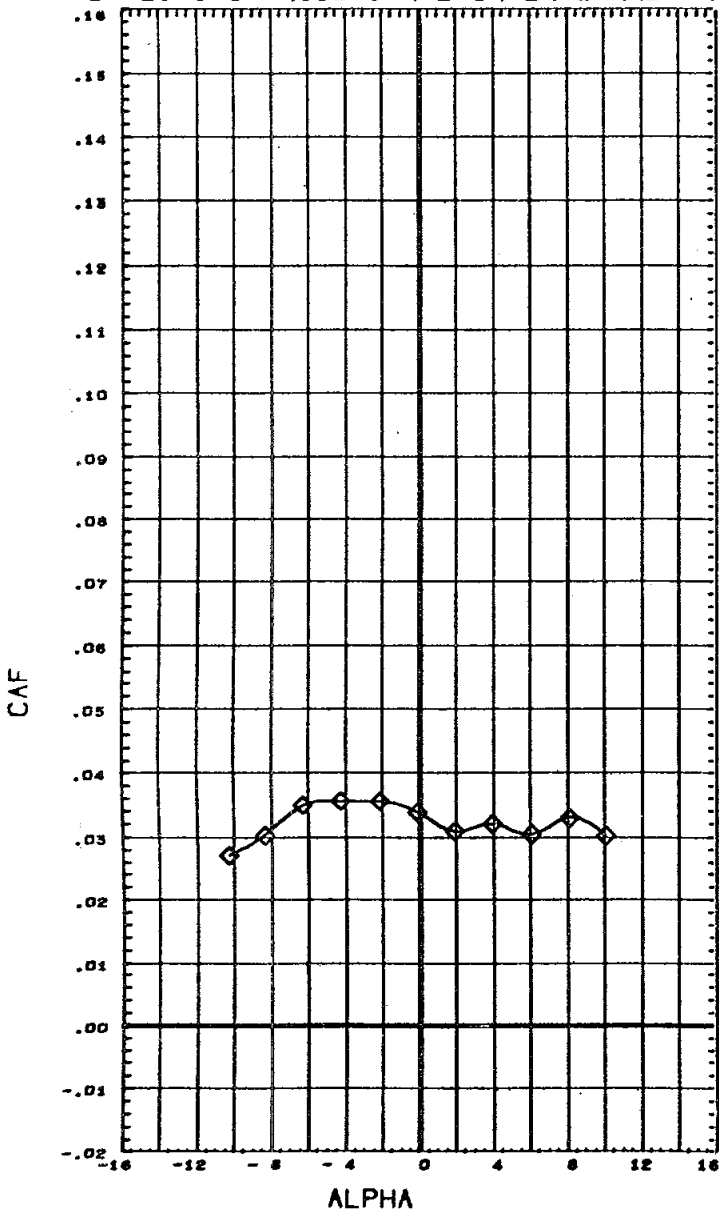


DATA SET SYMBOL CONFIGURATION DESCRIPTION
 (677033) ○ M556 (IA1) NAR ATP BL LV (T1)
 (677032) △ M556 (IA1) NAR ATP BL LV (T2)
 (677001) ◇ M556 (IA1) NAR ATP BL LV (T3)

PHI	ORBINC	RUDDER	AILRON	REFERENCE INFORMATION
				SREF 7.4190 SQ. IN.
				LREF 5.3120 IN.
				BREF 5.3120 IN.
				XMRP 4.8200 IN.
				YMRP 0.0000 IN.
				ZMRP 0.0000 IN.
				SCALE 0.0040

MACH .90

EFFECTS OF NOSE SHAPE ON EXTERNAL TANK

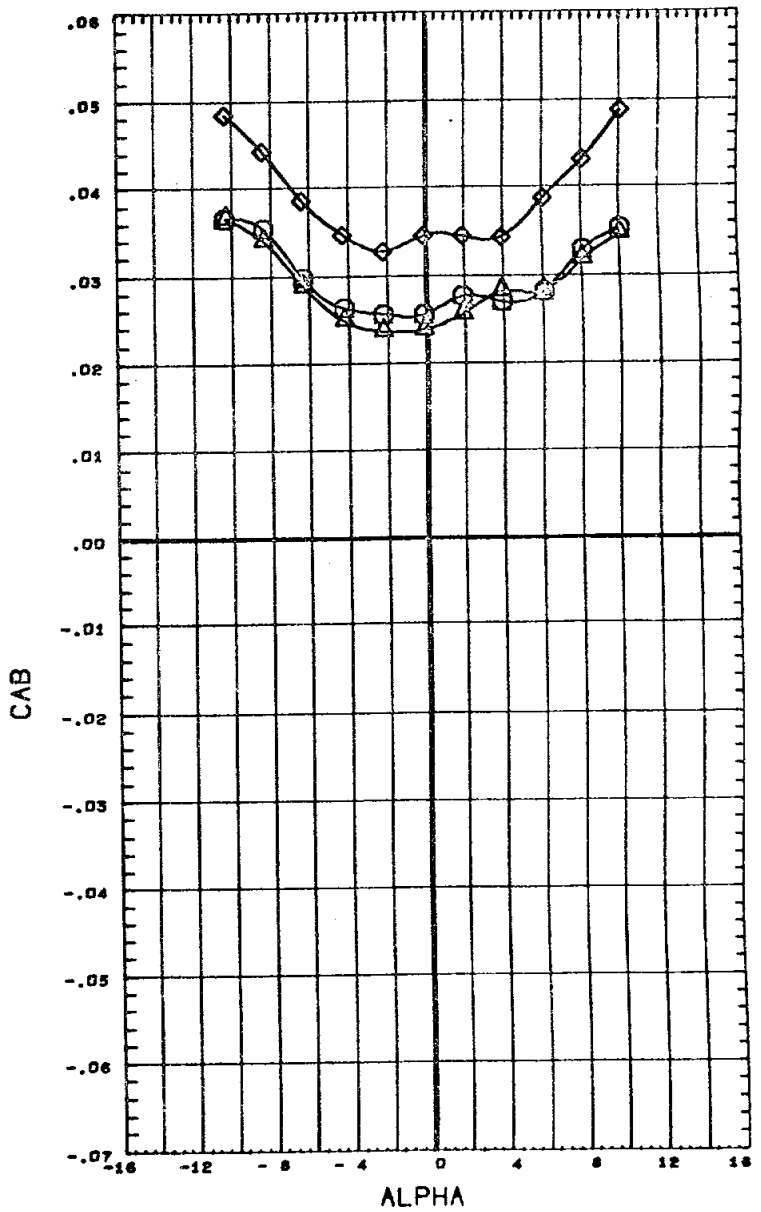
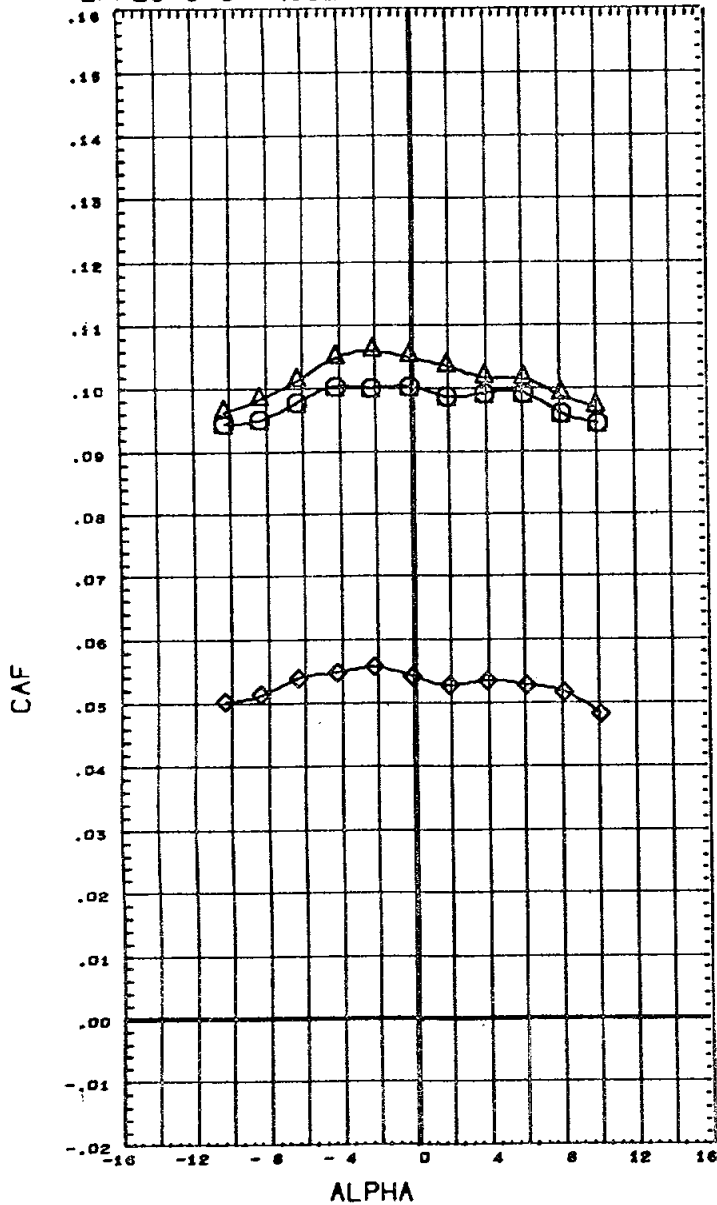


DATA SET SYMBOL CONFIGURATION DESCRIPTION
 (G77033) ◯ DATA NOT AVAILABLE FOR ALL CONDITIONS
 (G77032) △ DATA NOT AVAILABLE FOR ALL CONDITIONS
 (G77001) ◇ M556(IA1) NAR ATP BL LV (T3)

PHI	ORBINC	RUDDER	AILRON	REFERENCE INFORMATION
				SREF 7.4190 SQ. IN.
				LREF 5.3120 IN.
				BREF 5.3120 IN.
				XNRP 4.8200 IN.
				YNRP 0.0000 IN.
				ZNRP 0.0000 IN.
				SCALE 0.0040

MACH 1.00

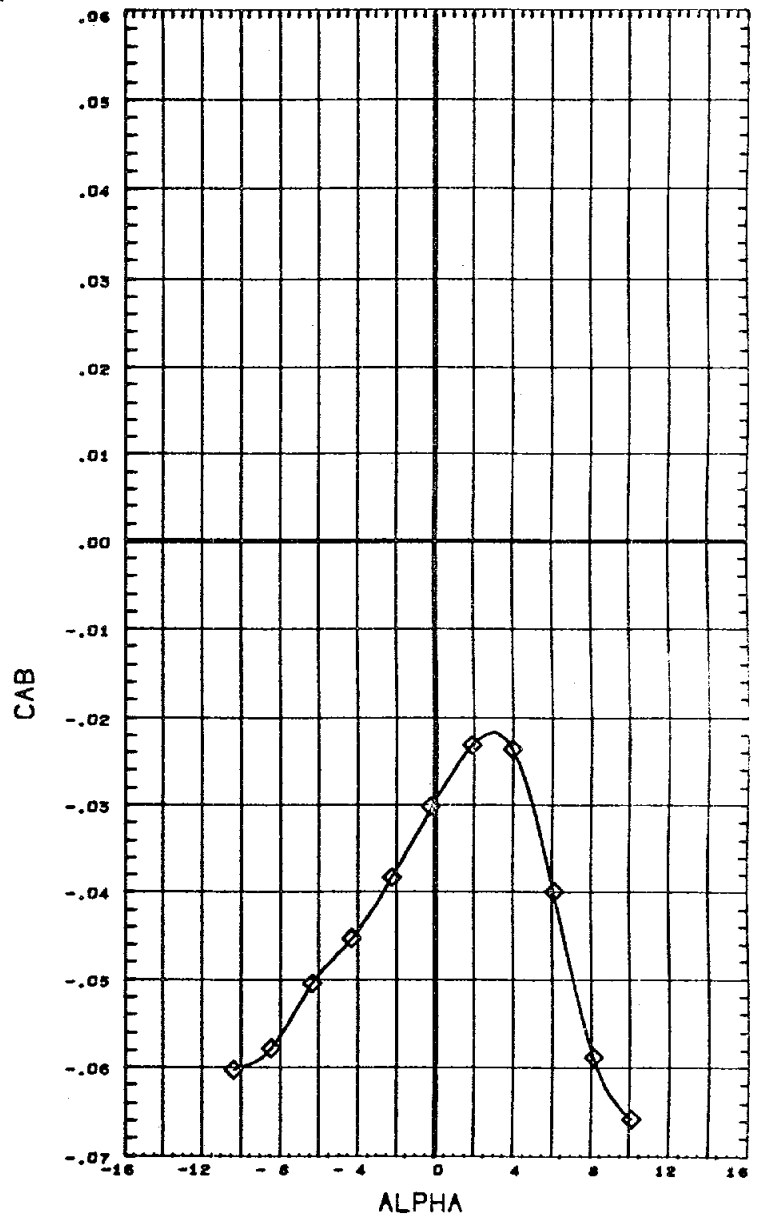
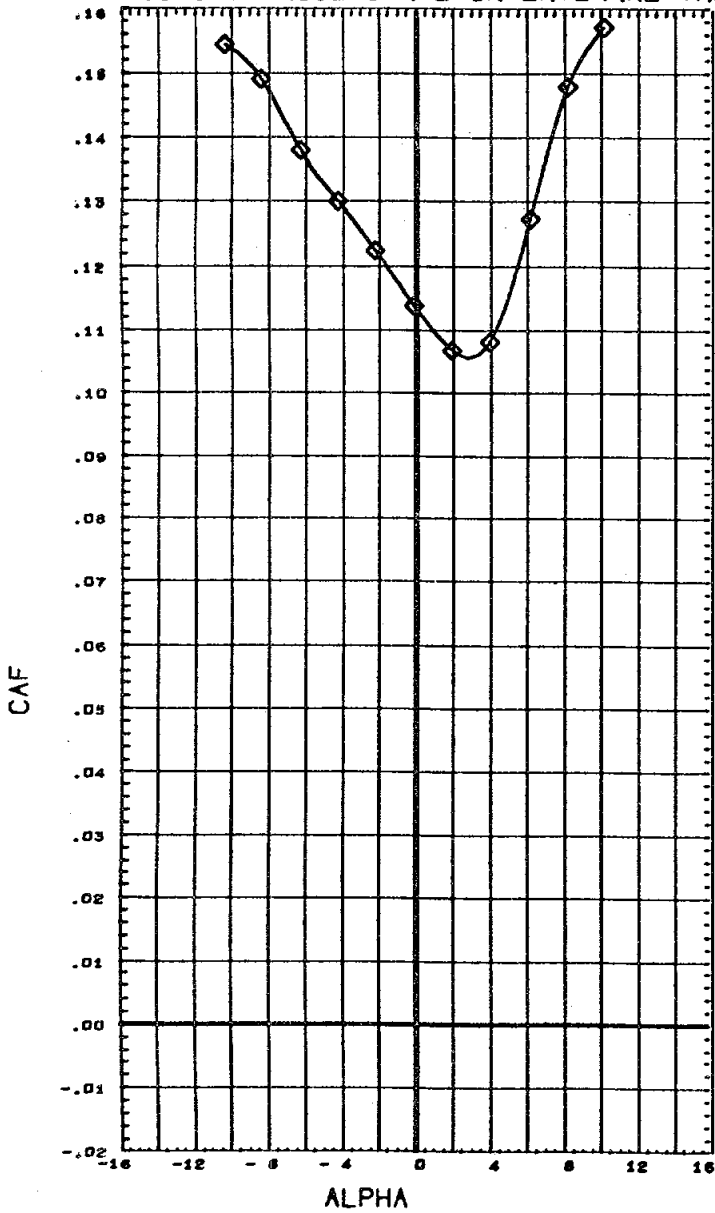
EFFECTS OF NOSE SHAPE ON EXTERNAL TANK



DATA SET SYMBOL CONFIGURATION DESCRIPTION
 (677033) ○ M556 (IA1) NAR ATP BL LV (T1)
 (677032) △ M556 (IA1) NAR ATP BL LV (T2)
 (677001) ◇ M556 (IA1) NAR ATP BL LV (T3)

PHI	ORBINC	RUDDER	AILRON	REFERENCE INFORMATION
				BREF 7.4190 SQ. IN.
				LREF 5.3120 IN.
				BREF 5.3120 IN.
				XMRP 4.6200 IN.
				YMRP 0.0000 IN.
				ZMRP 0.0000 IN.
				SCALE 0.0040

EFFECTS OF NOSE SHAPE ON EXTERNAL TANK

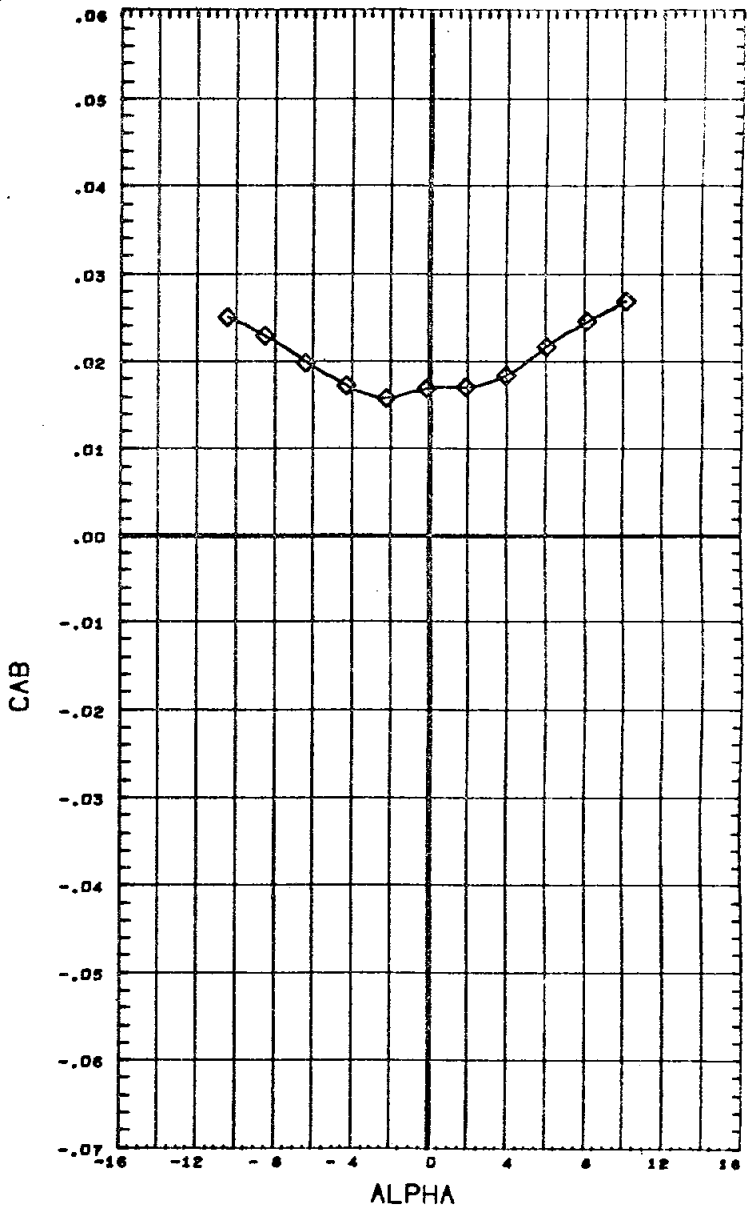
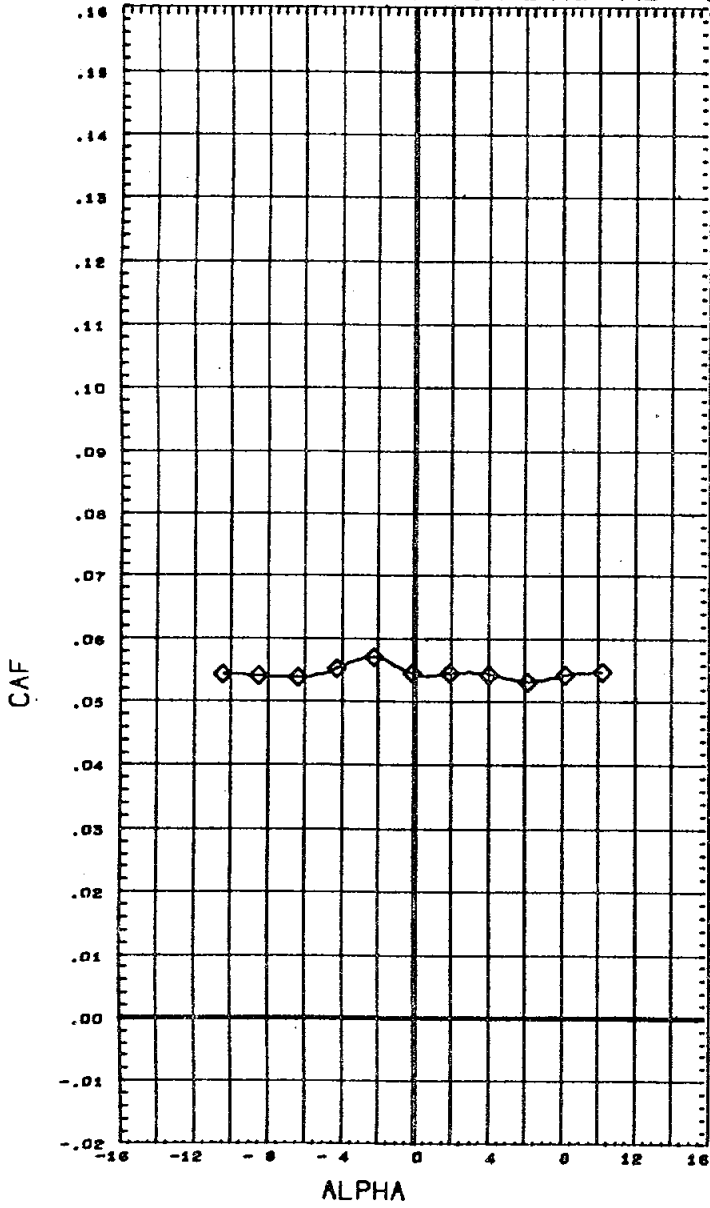


DATA SET SYMBOL CONFIGURATION DESCRIPTION
 (G77033) ◻ DATA NOT AVAILABLE FOR ALL CONDITIONS
 (G77032) ◻ DATA NOT AVAILABLE FOR ALL CONDITIONS
 (G77001) ◻ M556 (IA1) NAR ATP BL LV (75)

PHI ORBINC RUDDER AILRON REFERENCE INFORMATION
 SREF 7.4190 SQ. IN.
 LREF 5.3120 IN.
 BREF 5.3120 IN.
 XMRP 4.8200 IN.
 YMRP 0.0000 IN.
 ZMRP 0.0000 IN.
 SCALE 0.0040

MACH 1.46

EFFECTS OF NOSE SHAPE ON EXTERNAL TANK

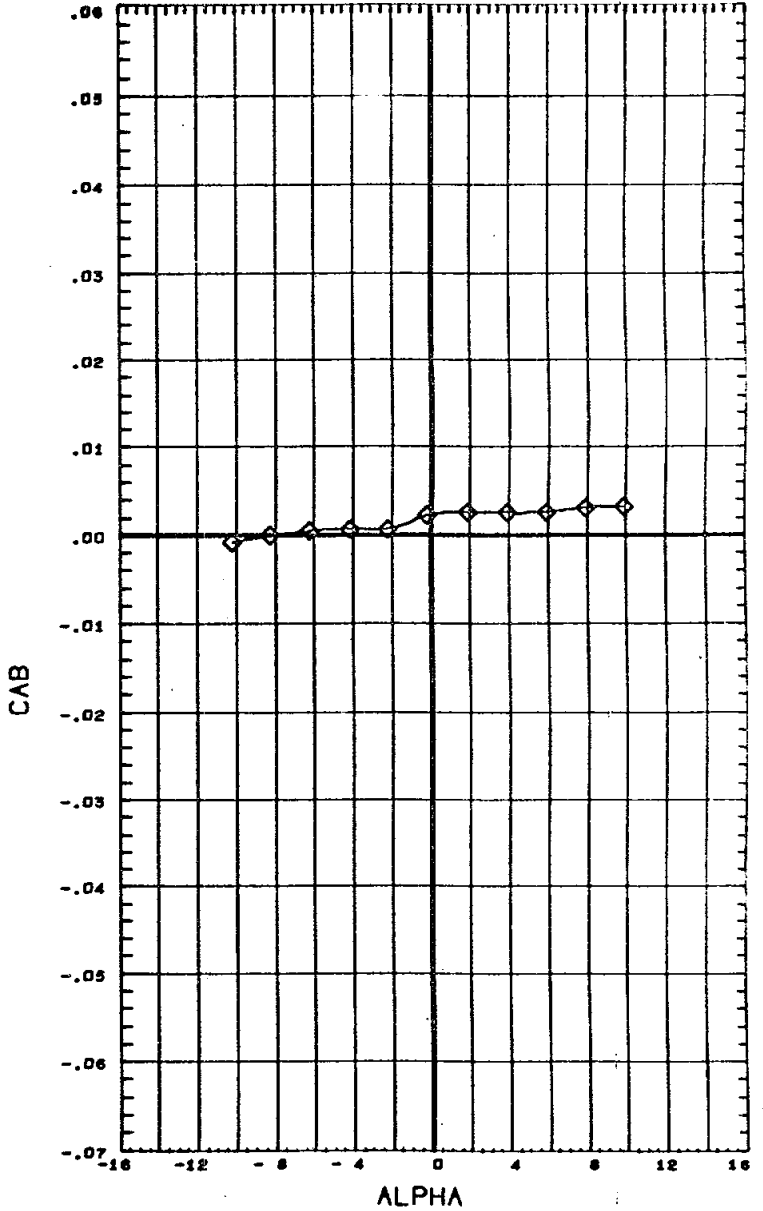
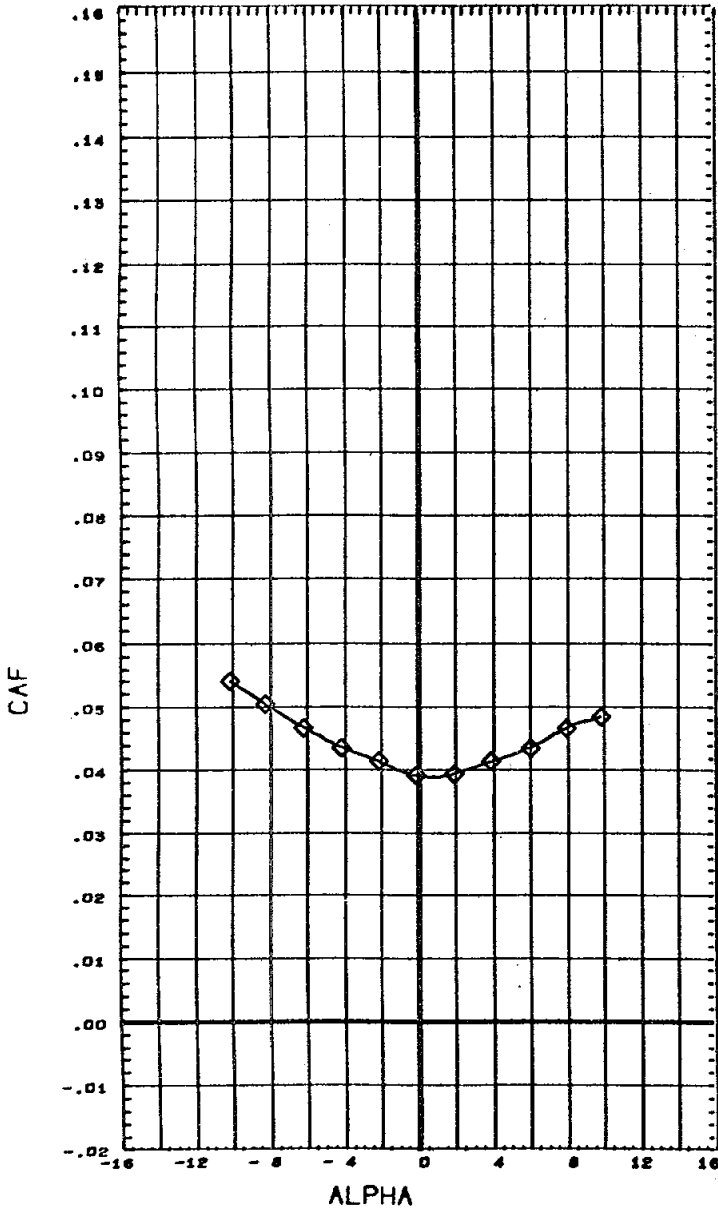


DATA SET SYMBOL CONFIGURATION DESCRIPTION
 (G77033) ○ DATA NOT AVAILABLE FOR ALL CONDITIONS
 (G77032) △ DATA NOT AVAILABLE FOR ALL CONDITIONS
 (G77001) ◇ M556 (IA1) NAR ATP BL LV (T3)

PHI	ORBINC	RUDDER	AILRON	REFERENCE INFORMATION
				SREF 7.4190 sq. in.
				LREF 5.3120 in.
				BREF 5.3120 in.
				XMRP 4.8200 in.
				YMRP 0.0000 in.
				ZMRP 0.0000 in.
				SCALE 0.0040

MACH 1.96

EFFECTS OF NOSE SHAPE ON EXTERNAL TANK



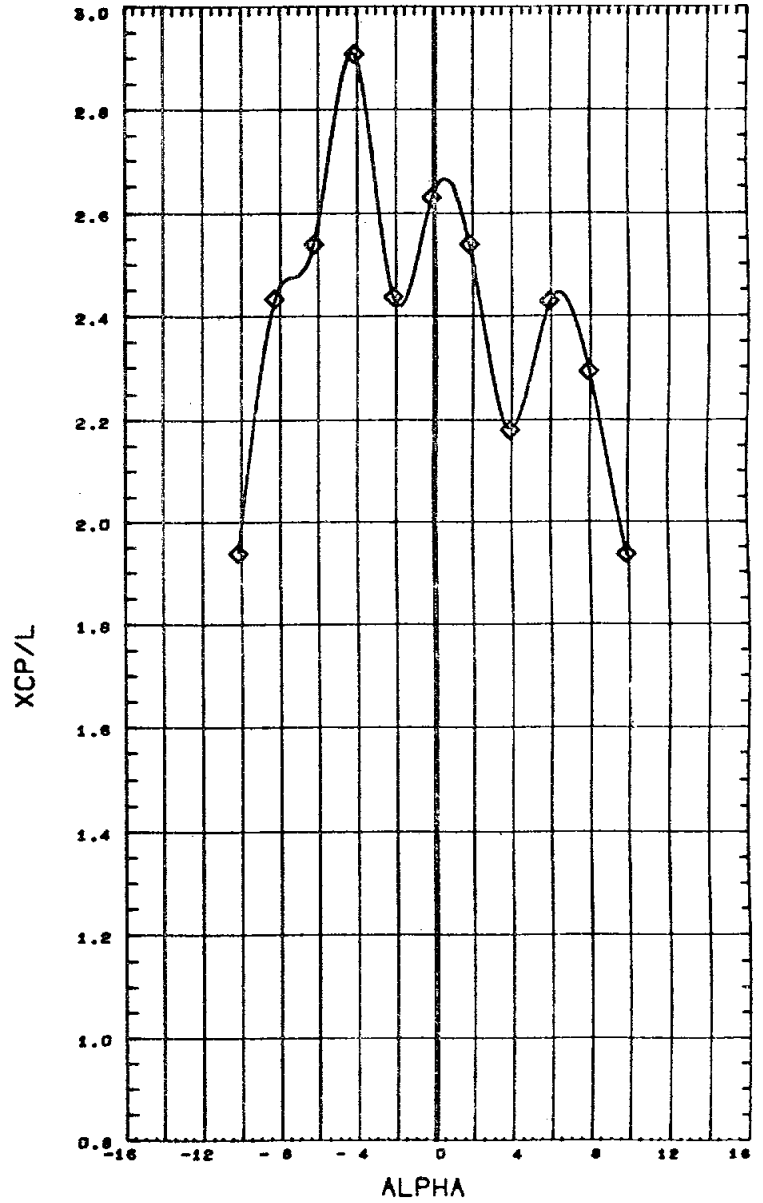
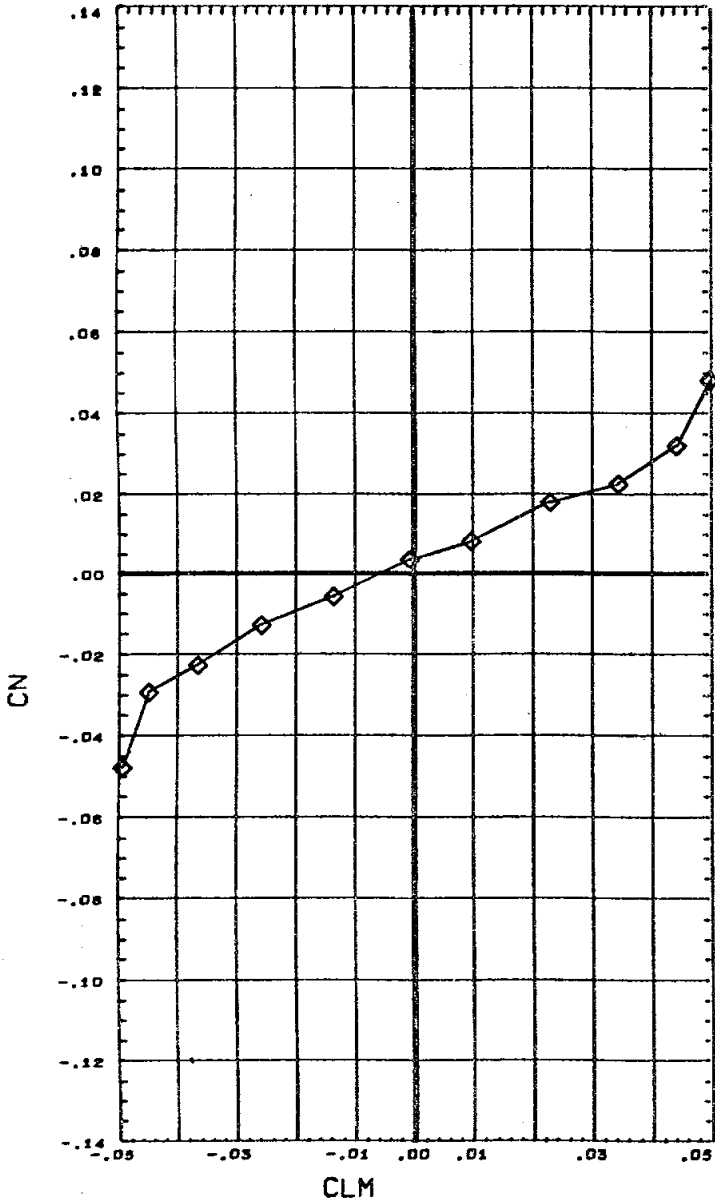
DATA SET SYMBOL CONFIGURATION DESCRIPTION
 (G77033) □ DATA NOT AVAILABLE FOR ALL CONDITIONS
 (G77032) △ DATA NOT AVAILABLE FOR ALL CONDITIONS
 (G77001) ◇ M556 (IA1) NAR ATP BL LV (T3)

PHI	ORBINC	RUDDER	AILRON	REFERENCE INFORMATION
				SREF 7.4190 sq. IN.
				LREF 5.3120 IN.
				BREF 5.3120 IN.
				XNRP 4.6200 IN.
				YNRP 0.0000 IN.
				ZNRP 0.0000 IN.
				SCALE 0.0040

MACH 4.96

PAGE 125

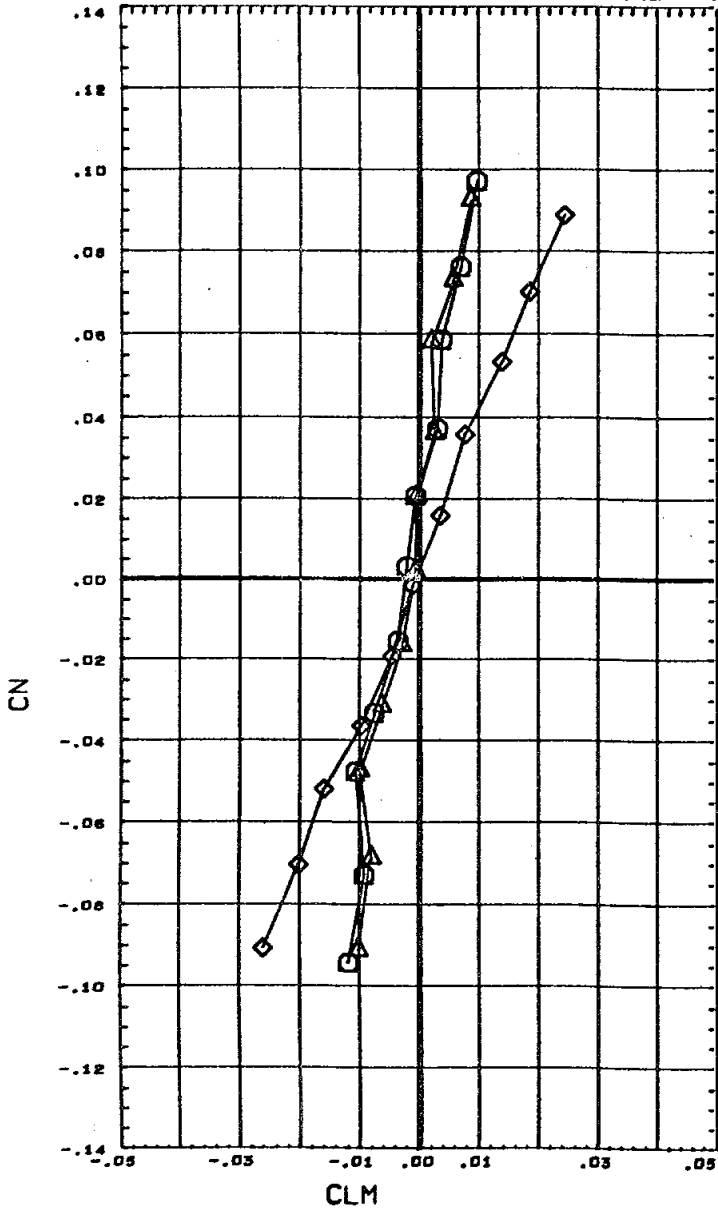
EFFECTS OF NOSE SHAPE ON EXTERNAL TANK



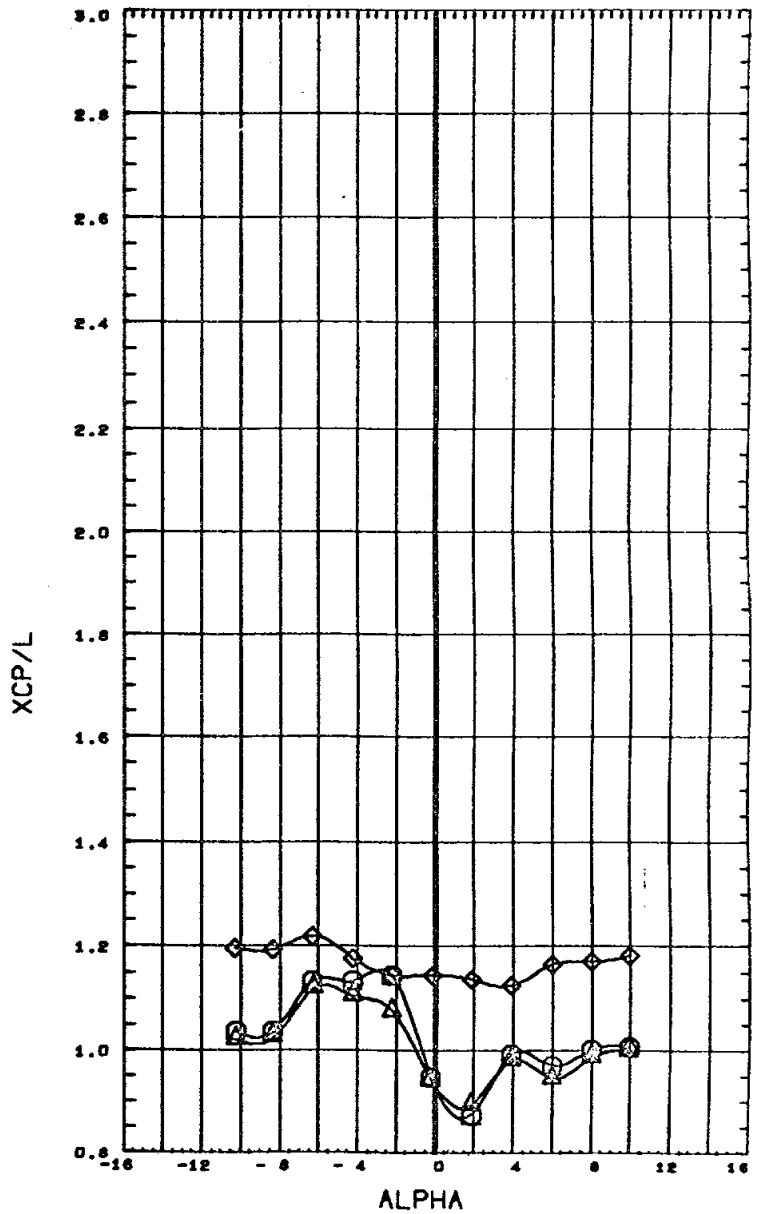
DATA SET SYMBOL CONFIGURATION DESCRIPTION
 (G77033) □ DATA NOT AVAILABLE FOR ALL CONDITIONS
 (G77032) △ DATA NOT AVAILABLE FOR ALL CONDITIONS
 (G77001) ◇ M556 (IA1) NAR ATP BL LV (T3)

PHI	ORBINC	RUDDER	AILRON	REFERENCE INFORMATION
				SREF 7.4190 30. IN.
				LREF 5.3120 IN.
				BREF 5.3120 IN.
				XMRP 4.0200 IN.
				YMRP 0.0000 IN.
				ZMRP 0.0000 IN.
				SCALE 0.0040

EFFECTS OF NOSE SHAPE ON EXTERNAL TANK



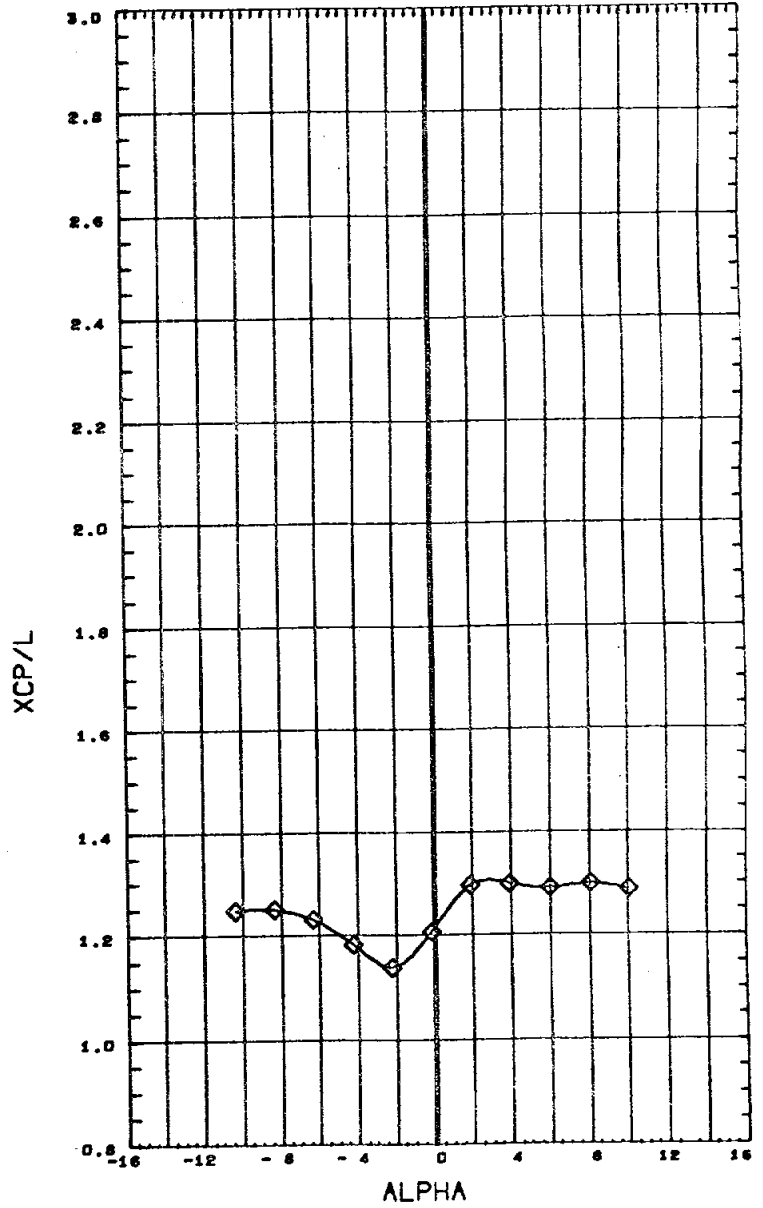
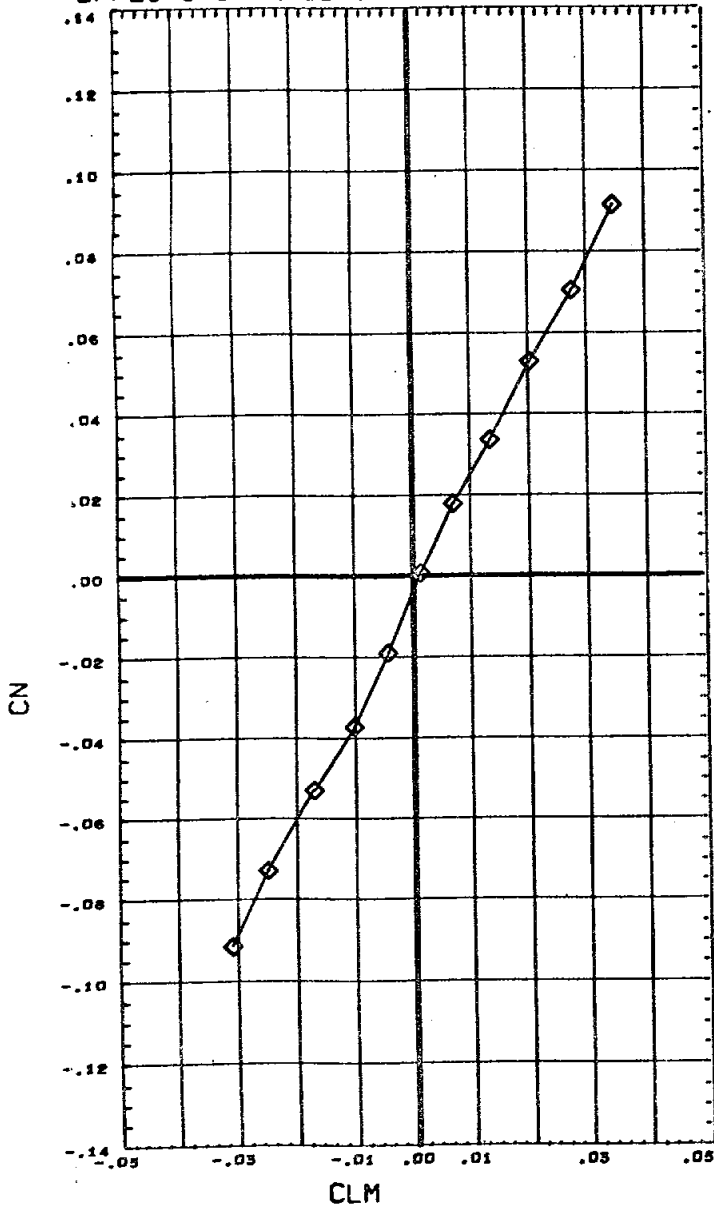
DATA SET SYMBOL	CONFIGURATION DESCRIPTION
(C77033)	N556 (IA1) NAR ATP BL LV (T1)
(C77032)	N556 (IA1) NAR ATP BL LV (T2)
(C77001)	N556 (IA1) NAR ATP BL LV (T3)



PHI	ORBINC	RUDDER	AILRON	REFERENCE INFORMATION
				SREF 7.4190 sq. in.
				LREF 5.3120 in.
				BREF 5.3120 in.
				XMRP 4.8200 in.
				YMRP 0.0000 in.
				ZMRP 0.0000 in.
				SCALE 0.0040

MACH .90

EFFECTS OF NOSE SHAPE ON EXTERNAL TANK

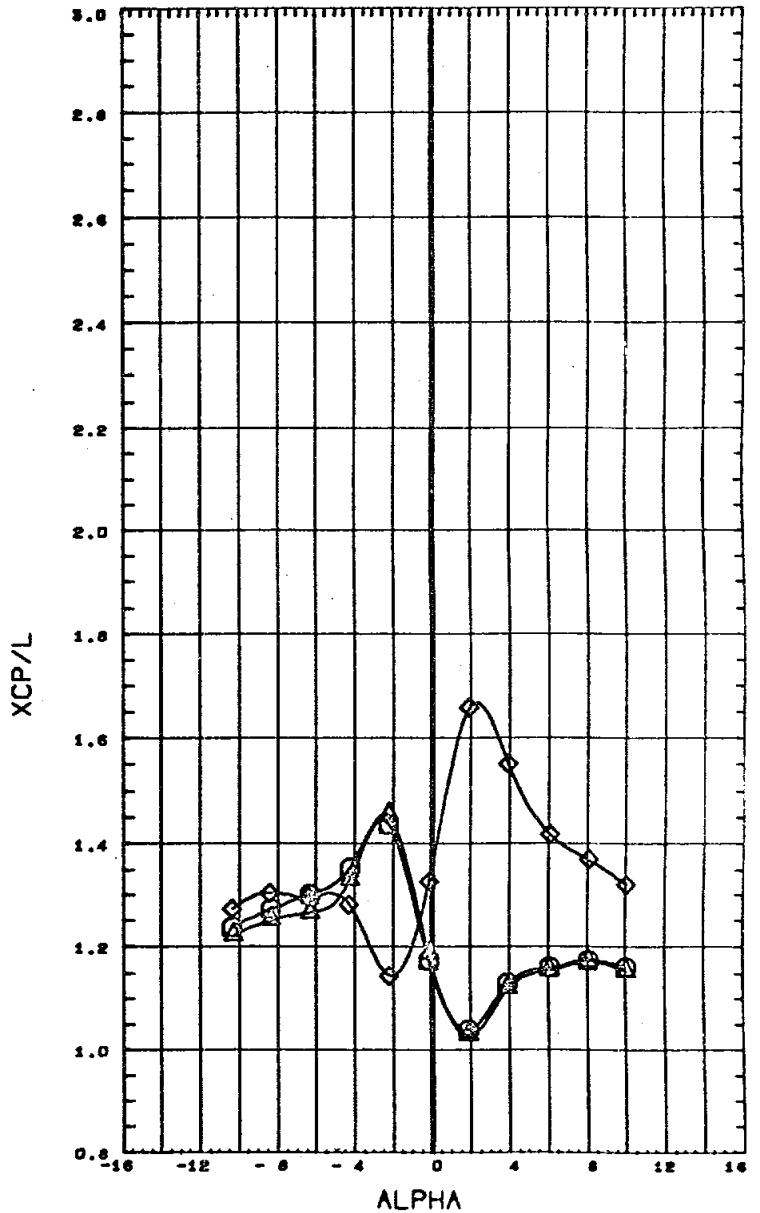
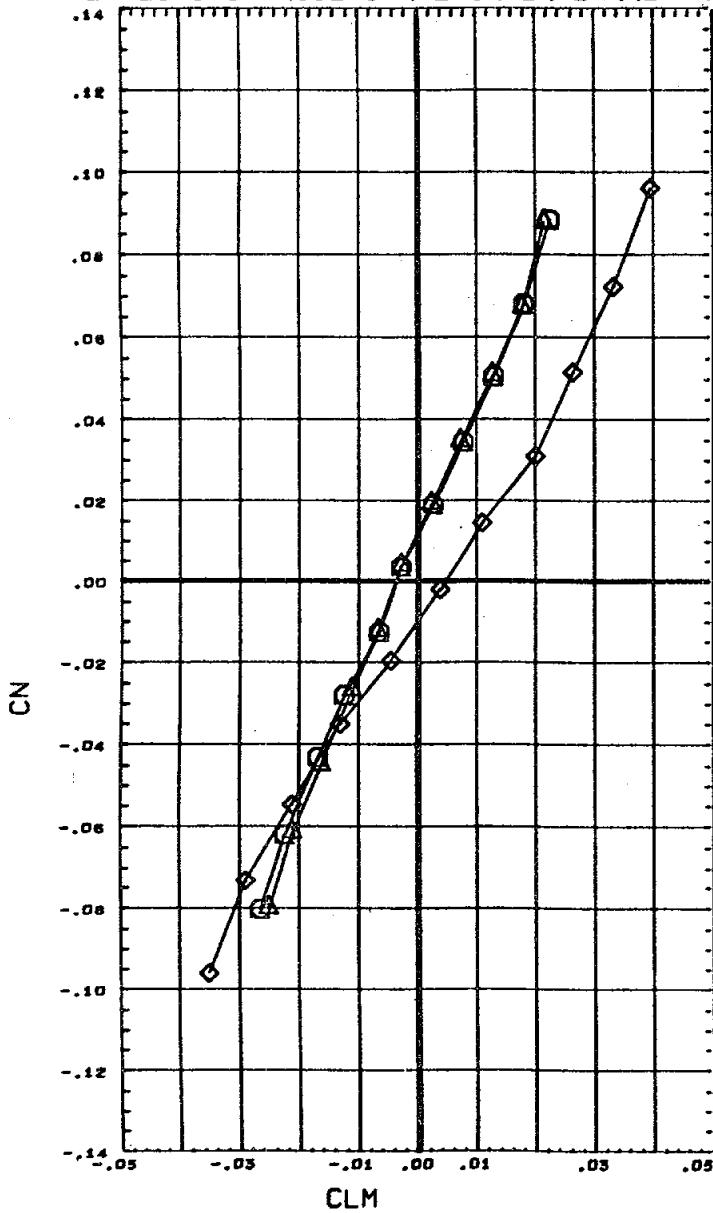


DATA SET SYMBOL CONFIGURATION DESCRIPTION
 (677033) ◯ DATA NOT AVAILABLE FOR ALL CONDITIONS
 (677032) △ DATA NOT AVAILABLE FOR ALL CONDITIONS
 (677001) ◇ M356 (IA1) NAR ATP BL LV (T3)

PHI	ORBINC	RUDDER	AILRON	REFERENCE INFORMATION	
				SREF	7.4190 SQ. IN.
				LREF	5.3120 IN.
				BREF	5.3120 IN.
				XMRP	4.8200 IN.
				YMRP	0.0000 IN.
				ZMRP	0.0000 IN.
				SCALE	0.0040

MACH 1.00

EFFECTS OF NOSE SHAPE ON EXTERNAL TANK

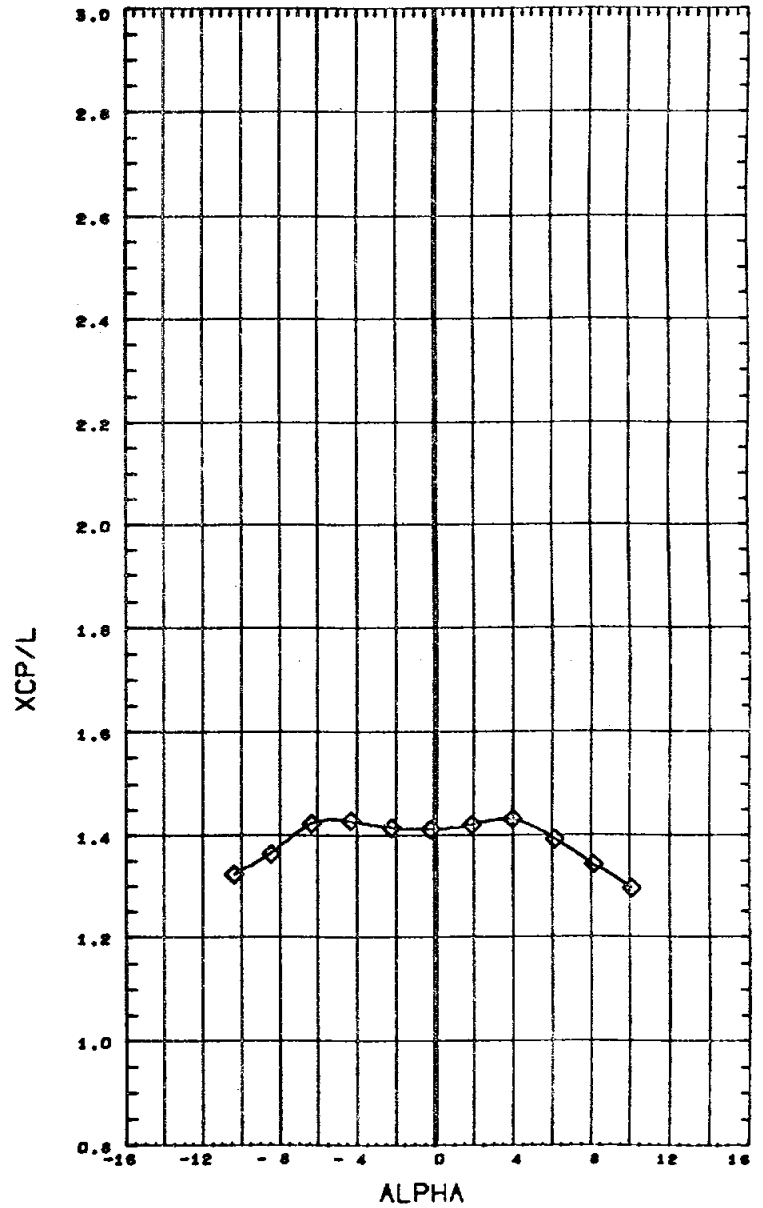
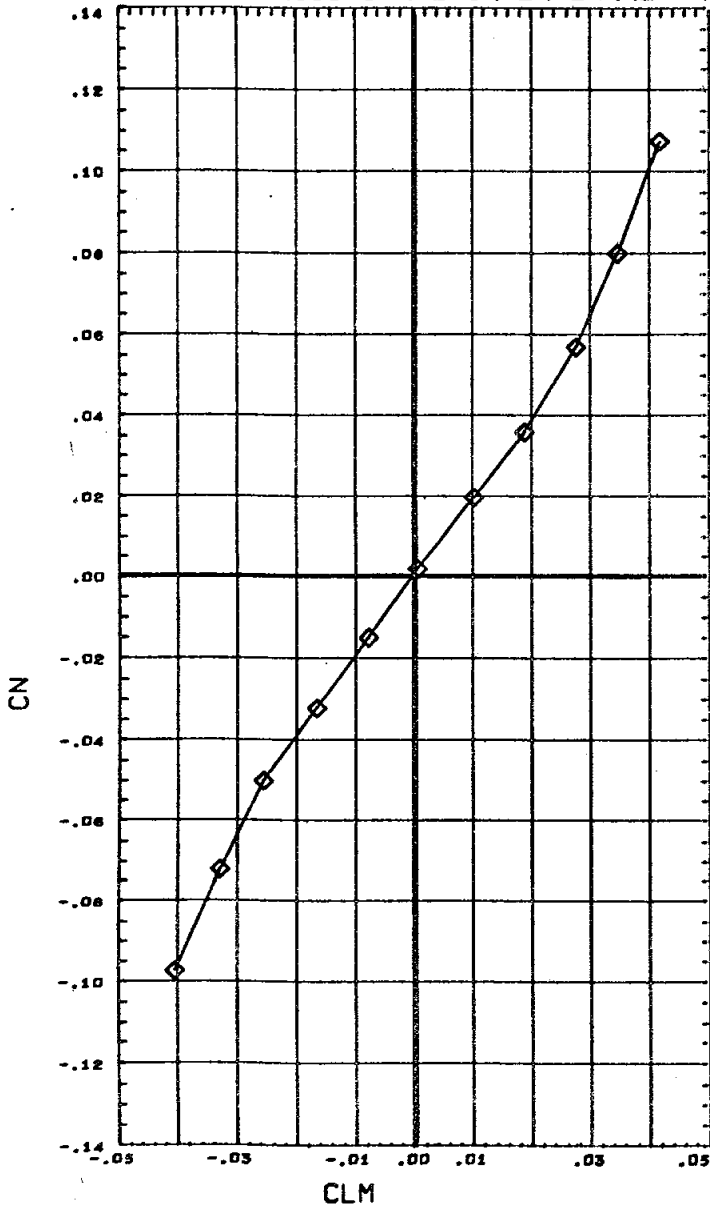


DATA SET SYMBOL	CONFIGURATION DESCRIPTION
(677033)	M556 (YA1) NAR ATP BL LV (T1)
(677032)	M556 (YA1) NAR ATP BL LV (T2)
(677001)	M556 (YA1) NAR ATP BL LV (T3)

PHI	ORBINC	RUDDER	AILRON	REFERENCE INFORMATION
				SREF 7.4190 50. IN.
				LREF 5.3120 IN.
				BREF 5.3120 IN.
				XMRF 4.6200 IN.
				YMRF 0.0000 IN.
				ZMRF 0.0000 IN.
				SCALE 0.0040

MACH 1.20

EFFECTS OF NOSE SHAPE ON EXTERNAL TANK



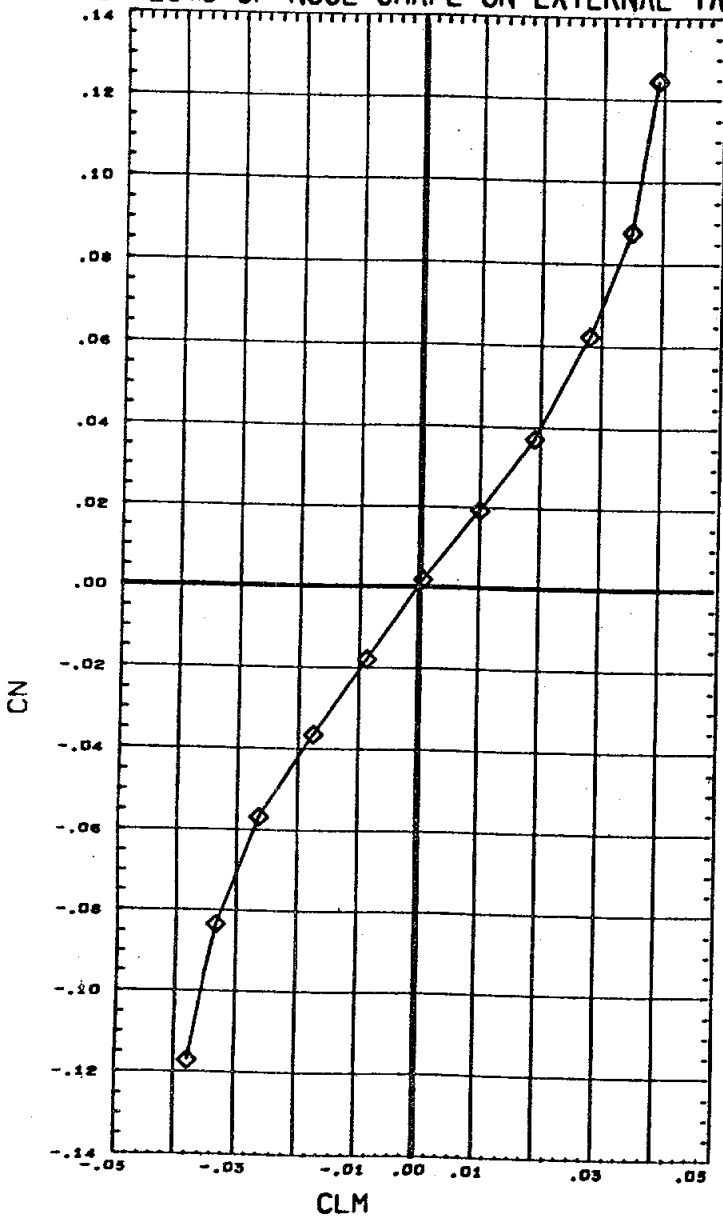
DATA SET SYMBOL CONFIGURATION DESCRIPTION
 (677033) ○ DATA NOT AVAILABLE FOR ALL CONDITIONS
 (677032) △ DATA NOT AVAILABLE FOR ALL CONDITIONS
 (677001) ◇ M556 (IA1) NAR ATP BL LV (T3)

PHI	ORBINC	RUDDER	AILRON	REFERENCE INFORMATION
				SREF 7.4190 90 IN.
				LREF 5.3120 IN.
				BREF 5.3120 IN.
				XMRP 4.8200 IN.
				YMRP 0.0000 IN.
				ZMRP 0.0000 IN.
				SCALE 0.0040

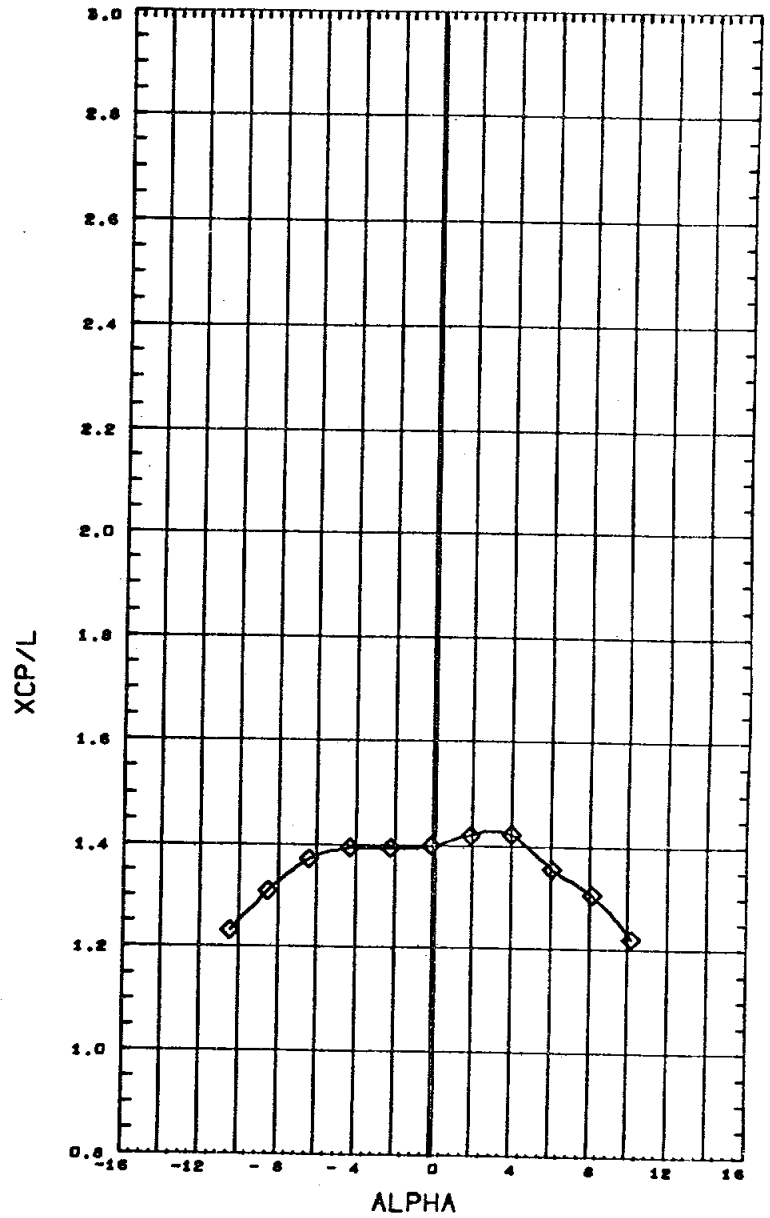
MACH 1.46

PAGE 130

EFFECTS OF NOSE SHAPE ON EXTERNAL TANK



DATA SET SYMBOL CONFIGURATION DESCRIPTION
 (677033) ○ DATA NOT AVAILABLE FOR ALL CONDITIONS
 (677032) △ DATA NOT AVAILABLE FOR ALL CONDITIONS
 (677001) ◇ M556(IA1) NAR ATP BL LV (TS)

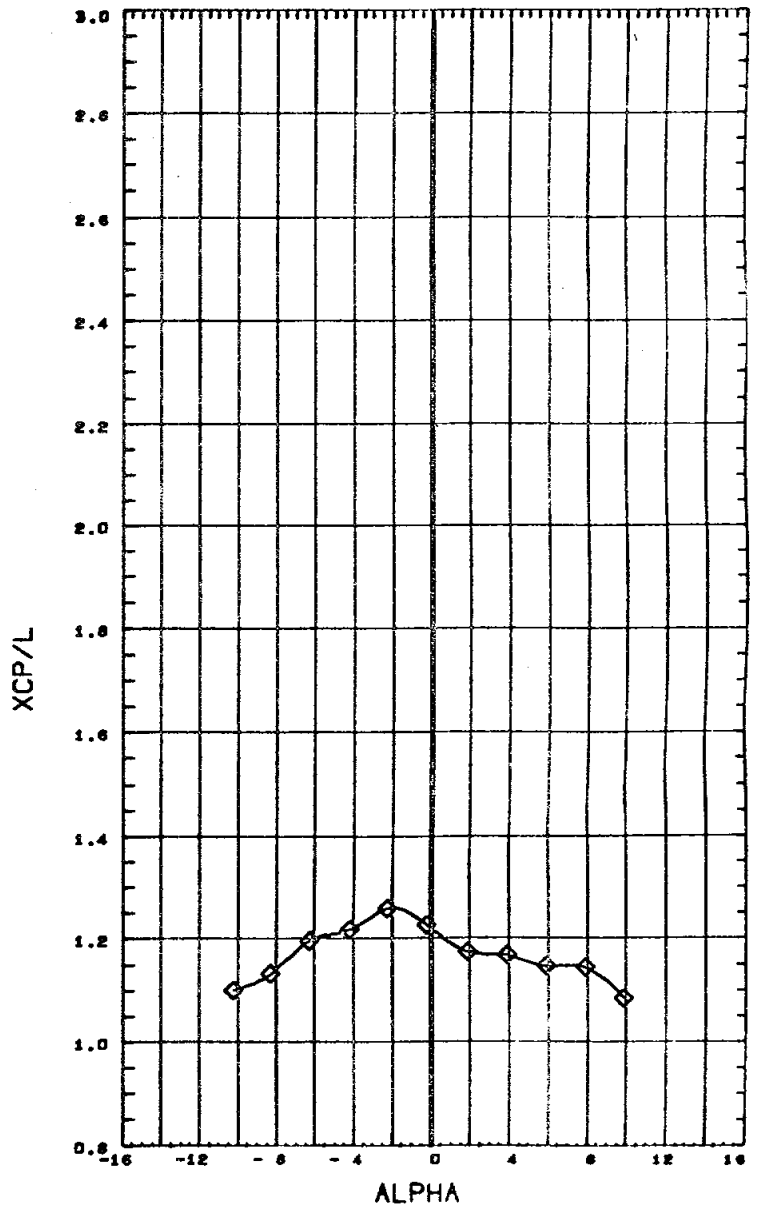
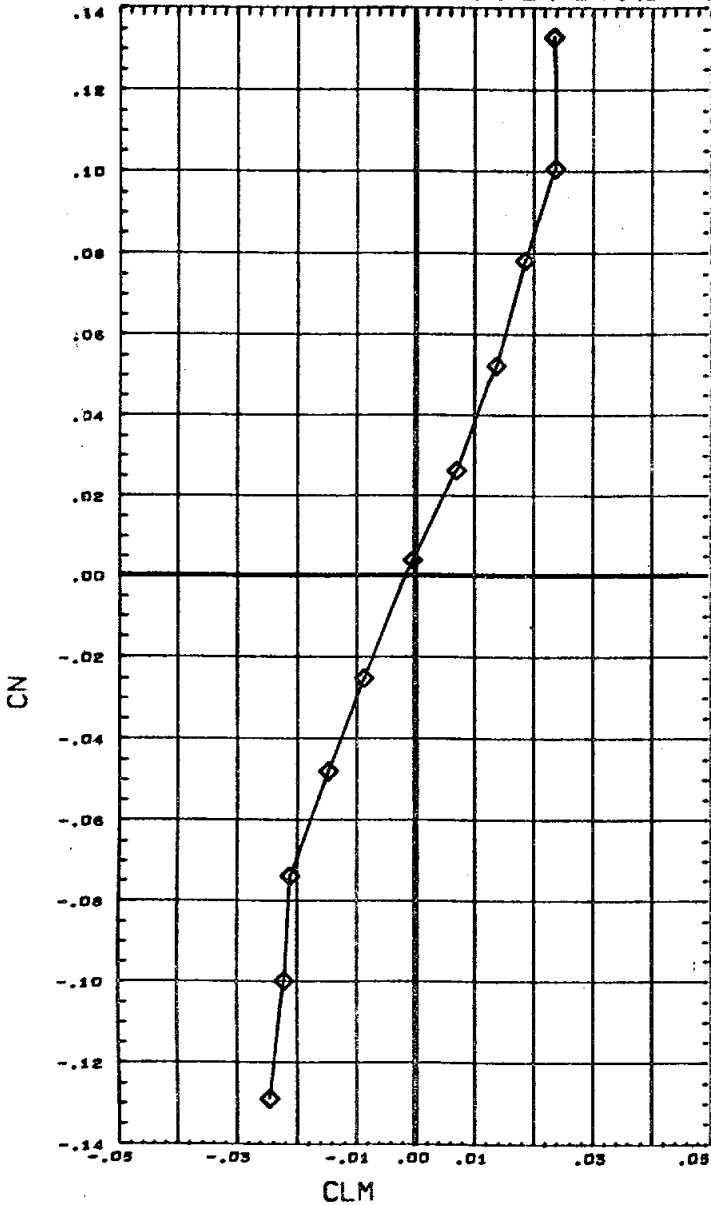


PHI ORBINC RUDDER AILRON REFERENCE INFORMATION

SREF	7.4190	sq. IN.
LREF	5.3120	IN.
BREF	5.3120	IN.
XMRP	4.8200	IN.
YMRP	0.0000	IN.
ZMRP	0.0000	IN.
SCALE	0.0040	

MACH 1.96

EFFECTS OF NOSE SHAPE ON EXTERNAL TANK



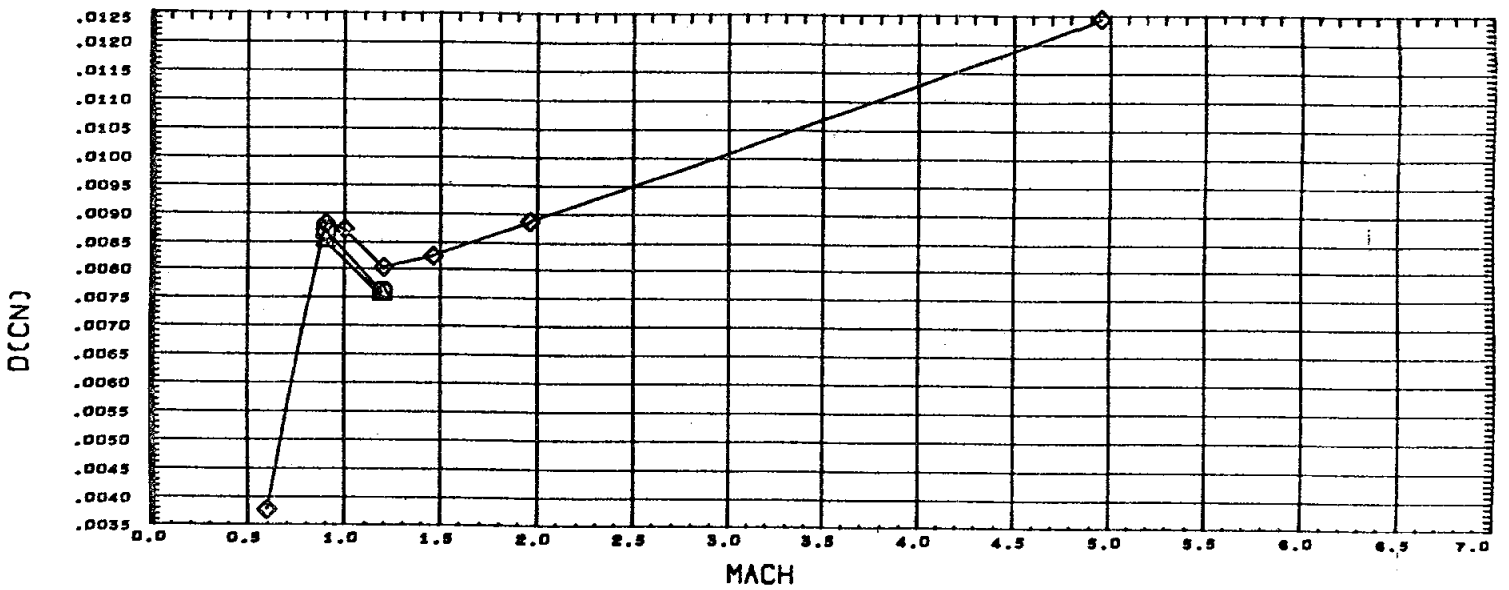
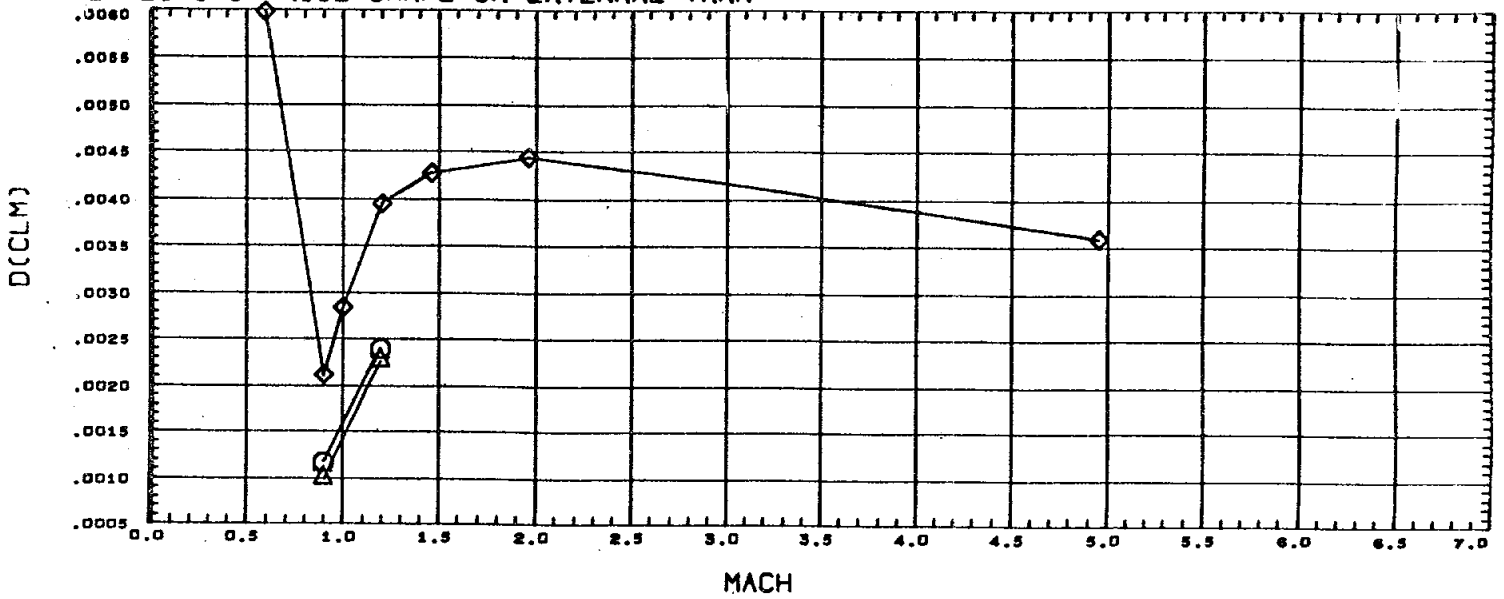
DATA SET SYMBOL CONFIGURATION DESCRIPTION
 (G77033) □ DATA NOT AVAILABLE FOR ALL CONDITIONS
 (G77032) △ DATA NOT AVAILABLE FOR ALL CONDITIONS
 (G77001) ◇ M556 (IA1) NAR ATP BL LV (T3)

PHI	ORBINC	RUDDER	AILRON	REFERENCE INFORMATION
				SREF 7.4190 89. IN.
				LREF 5.3120 IN.
				BREF 5.3120 IN.
				XMRP 4.8200 IN.
				YMRP 0.0000 IN.
				ZMRP 0.0000 IN.
				SCALE 0.0040

MACH 4.96

PAGE 132

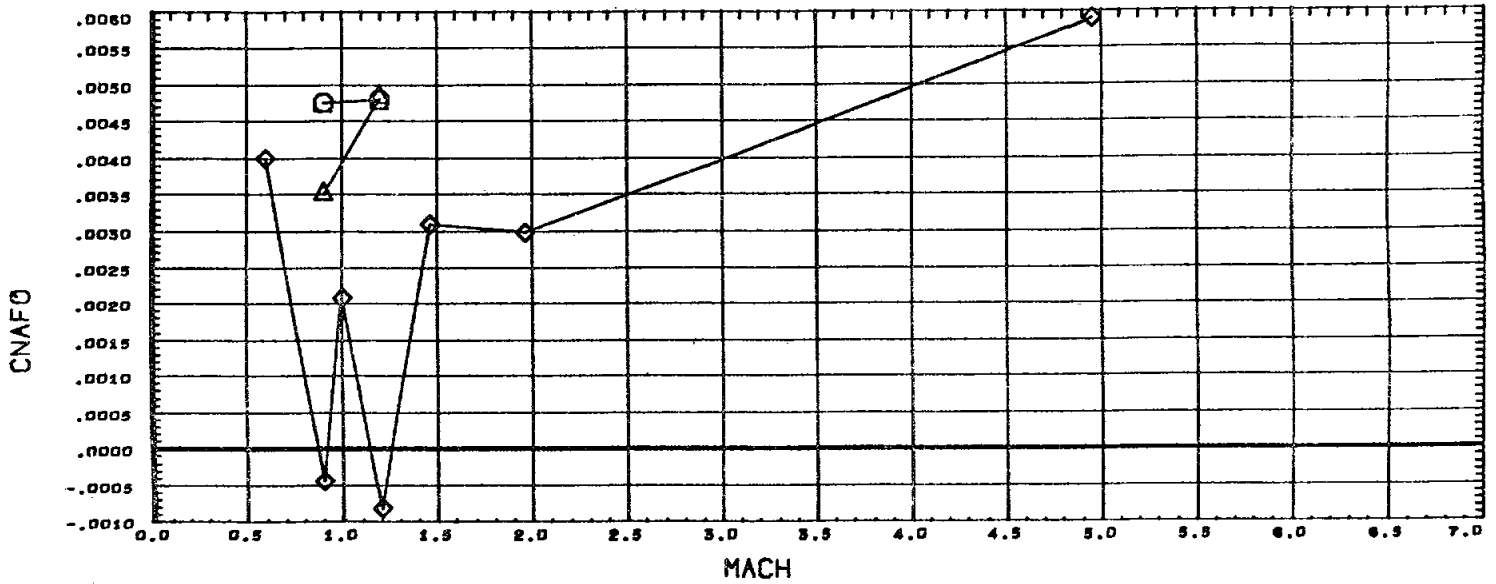
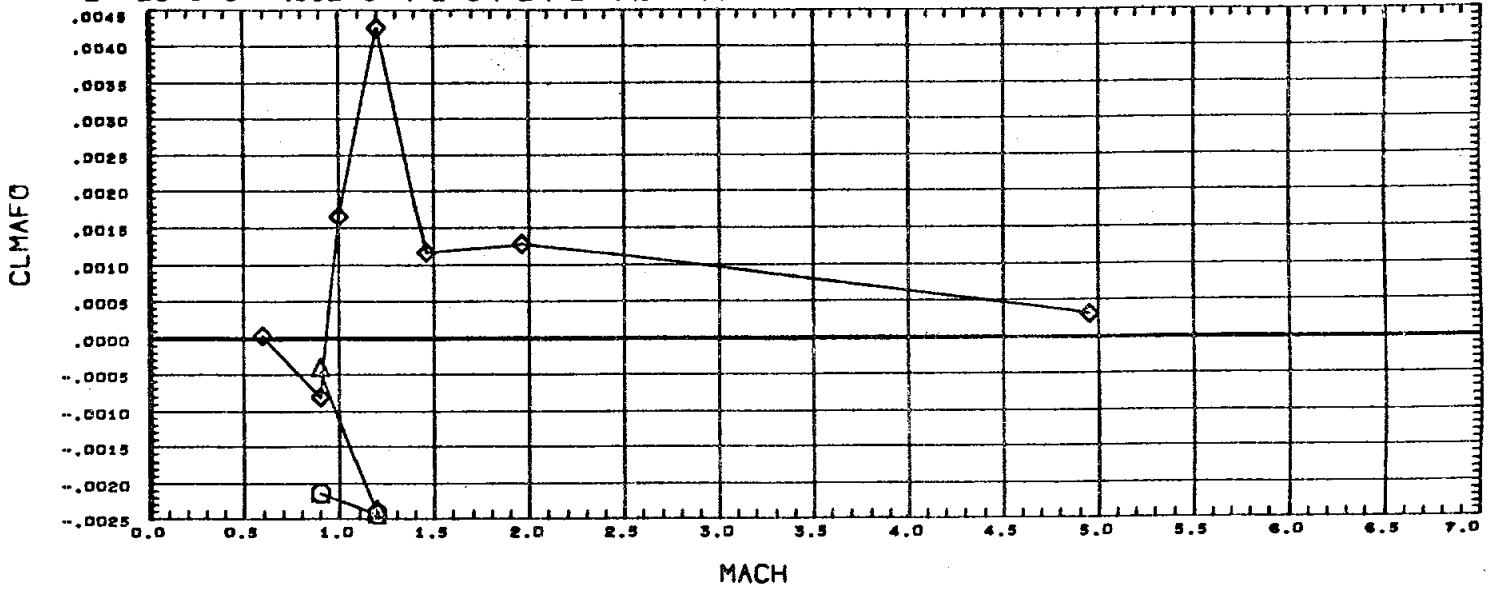
EFFECTS OF NOSE SHAPE ON EXTERNAL TANK



DATA SET SYMBOL	CONFIGURATION DESCRIPTION
(677033)	M556 (IA1) NAR ATP BL LV (T1)
(677032)	M556 (IA1) NAR ATP BL LV (T2)
(677001)	M556 (IA1) NAR ATP BL LV (T3)

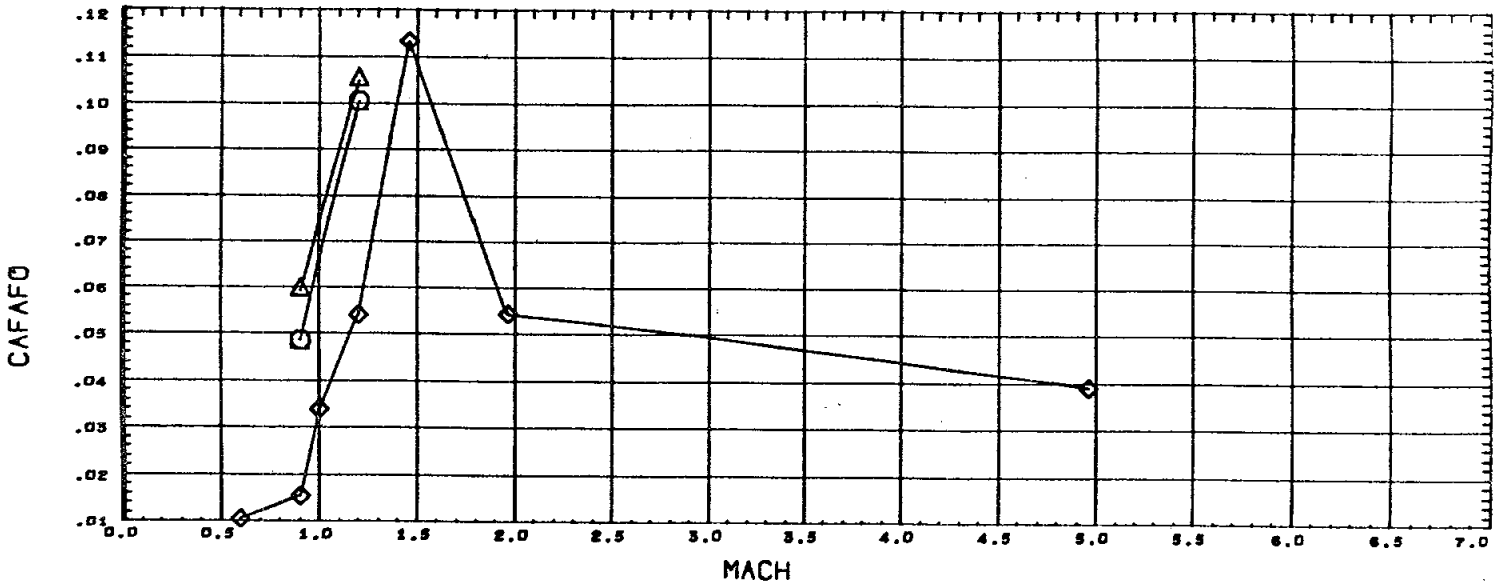
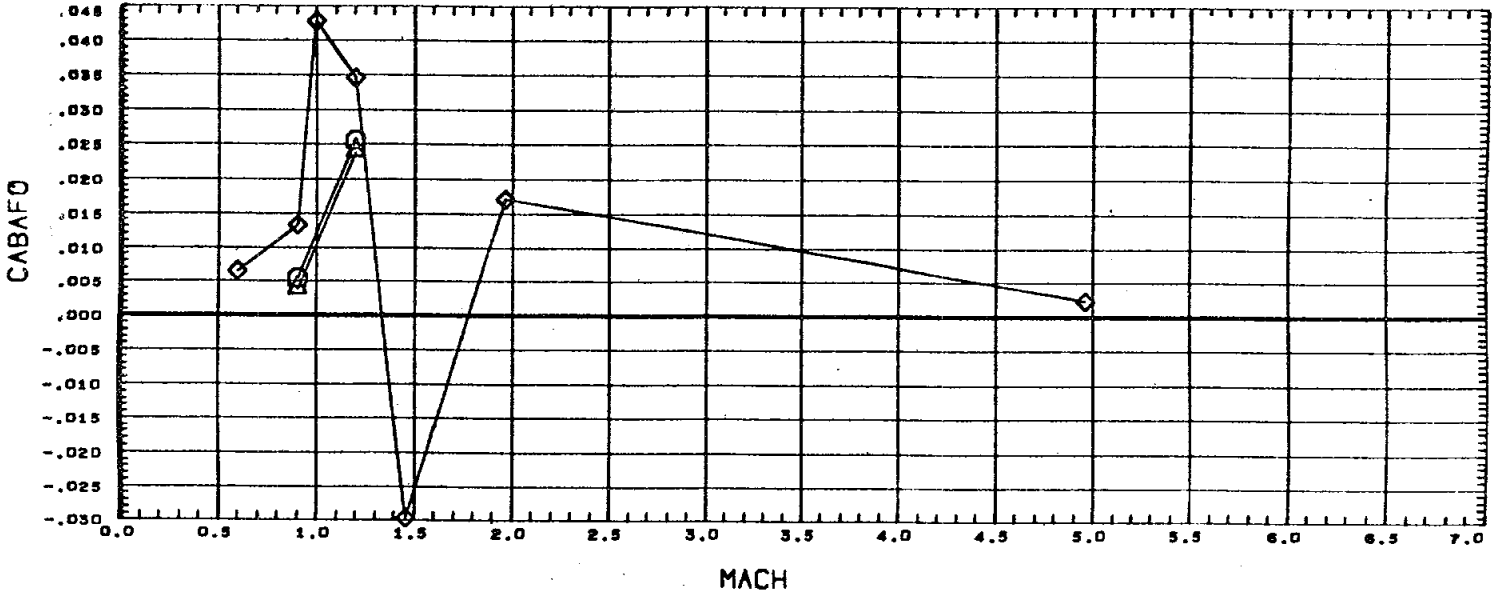
PHI	ORBINC	RUDDER	AILRON	REFERENCE INFORMATION
				SREF 7.4190 SQ. IN.
				LREF 5.3120 IN.
				BREF 5.3120 IN.
				XMRP 4.8200 IN.
				YMRP 0.0000 IN.
				ZMRP 0.0000 IN.
				SCALE 0.0040

EFFECTS OF NOSE SHAPE ON EXTERNAL TANK



DATA SET SYMBOL	CONFIGURATION DESCRIPTION	PHI	ORBINC	RUDDER	AILRON	REFERENCE INFORMATION
(677033)	M556 (IA1) NAR ATP BL LV (T1)					SREF 7.4190 90. IN.
(677032)	M556 (IA1) NAR ATP BL LV (T2)					LREF 5.3120 IN.
(677001)	M556 (IA1) NAR ATP BL LV (T3)					BREF 5.3120 IN.
						XMRP 4.8200 IN.
						YMRP 0.0000 IN.
						ZMRP 0.0000 IN.
						SCALE 0.0040

EFFECTS OF NOSE SHAPE ON EXTERNAL TANK

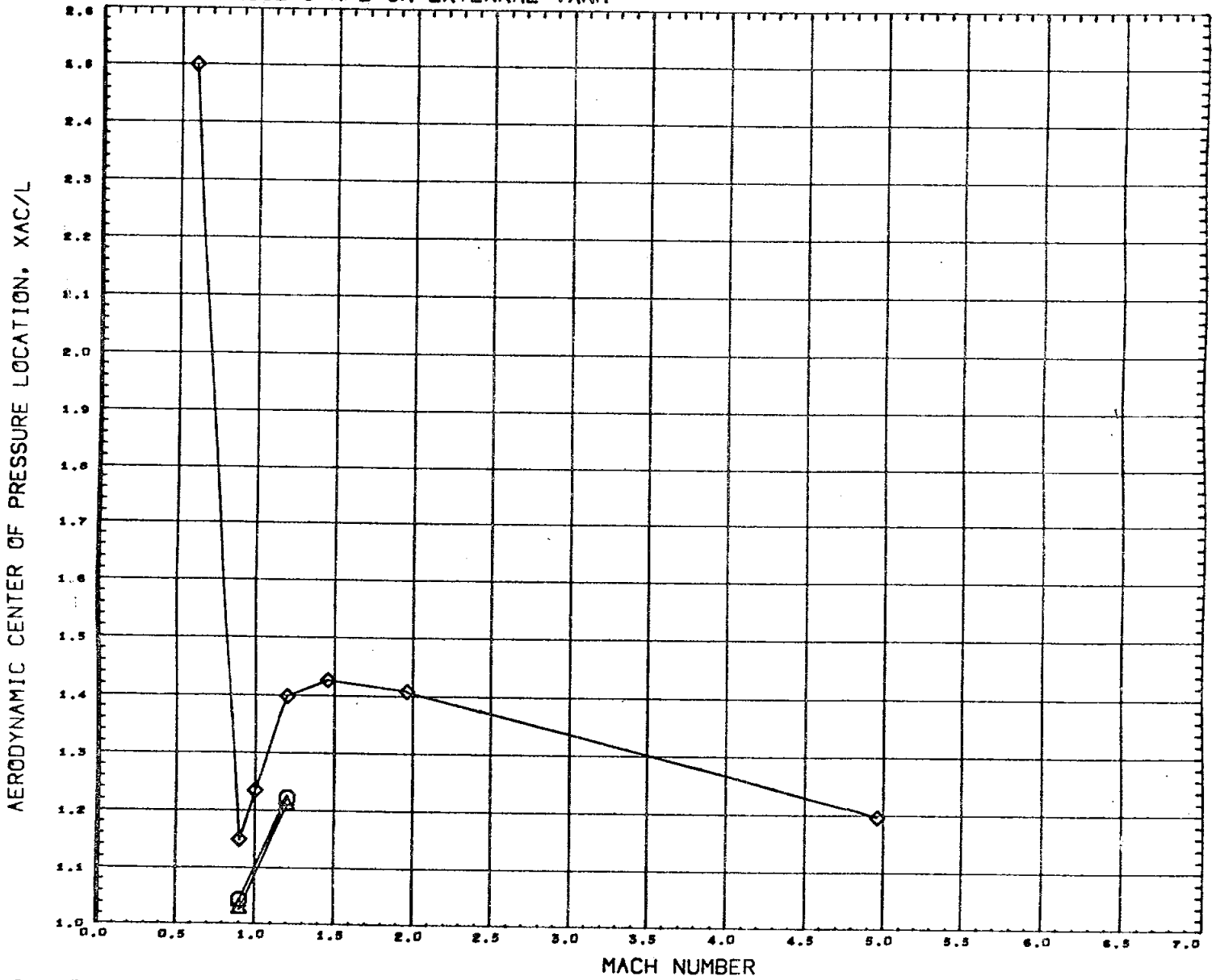


DATA SET SYMBOL	CONFIGURATION DESCRIPTION
(677033)	M556 (IA1) NAR ATP BL LV (T1)
(677032)	M556 (IA1) NAR ATP BL LV (T2)
(677001)	M556 (IA1) NAR ATP BL LV (T3)

PHI ORBINC RUDDER AILRON

REFERENCE INFORMATION		
SREF	7.4190	98. IN.
LREF	5.3120	IN.
BREF	5.3120	IN.
XMRP	4.6200	IN.
YMRP	0.0000	IN.
ZMRP	0.0000	IN.
SCALE	0.0040	

EFFECTS OF NOSE SHAPE ON EXTERNAL TANK

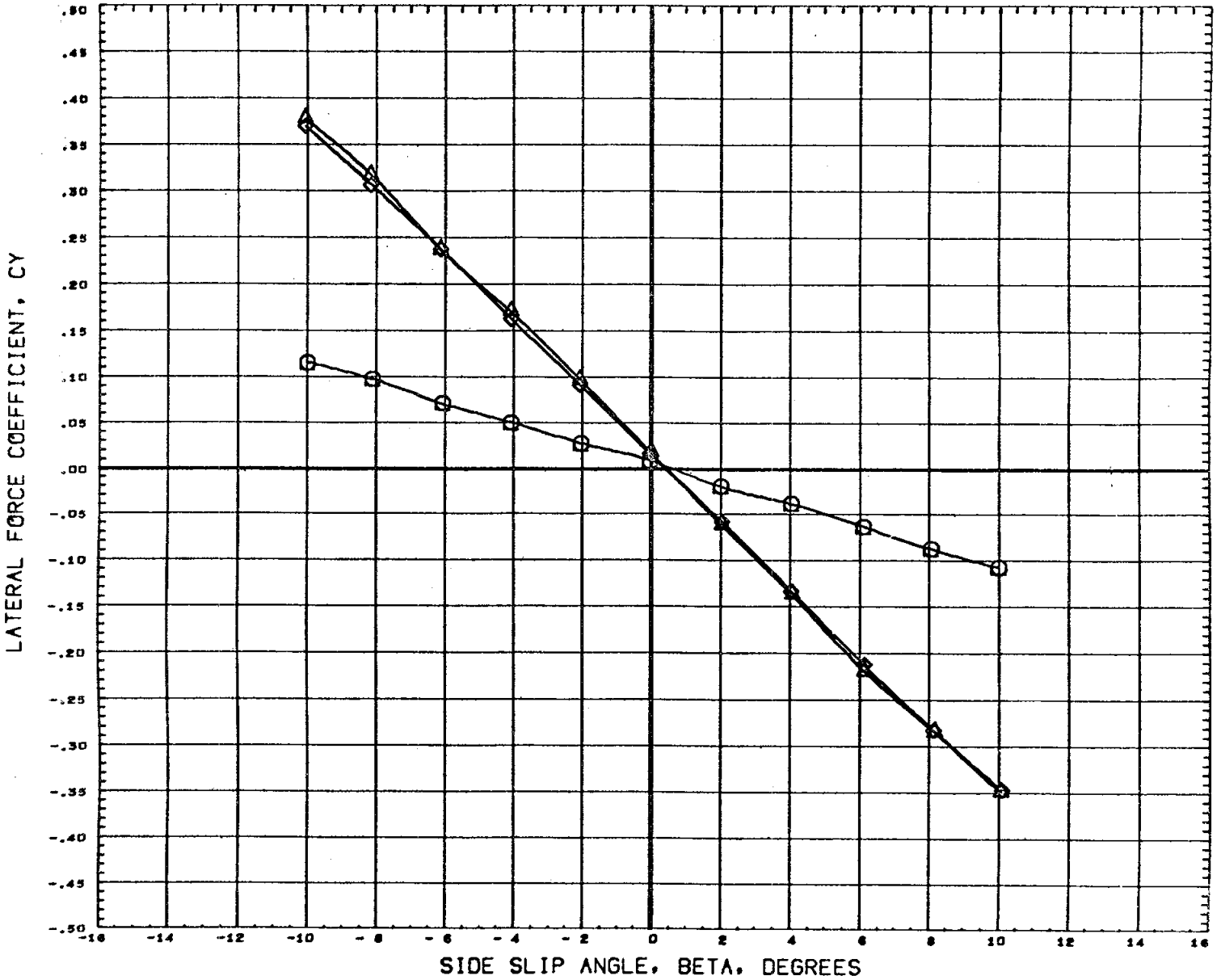


DATA SET SYMBOL	CONFIGURATION DESCRIPTION
(G77033)	M556 (IA1) NAR ATP BL LV (T1)
(G77032)	M556 (IA1) NAR ATP BL LV (T2)
(G77001)	M556 (IA1) NAR ATP BL LV (T3)

PNI ORBINC RUDDER AILRON

REFERENCE INFORMATION
 SREF 7.4190 30. IN.
 LREF 5.3120 IN.
 BREF 5.3120 IN.
 XMRP 4.8200 IN.
 YMRP 0.0000 IN.
 ZMRP 0.0000 IN.
 SCALE 0.0040

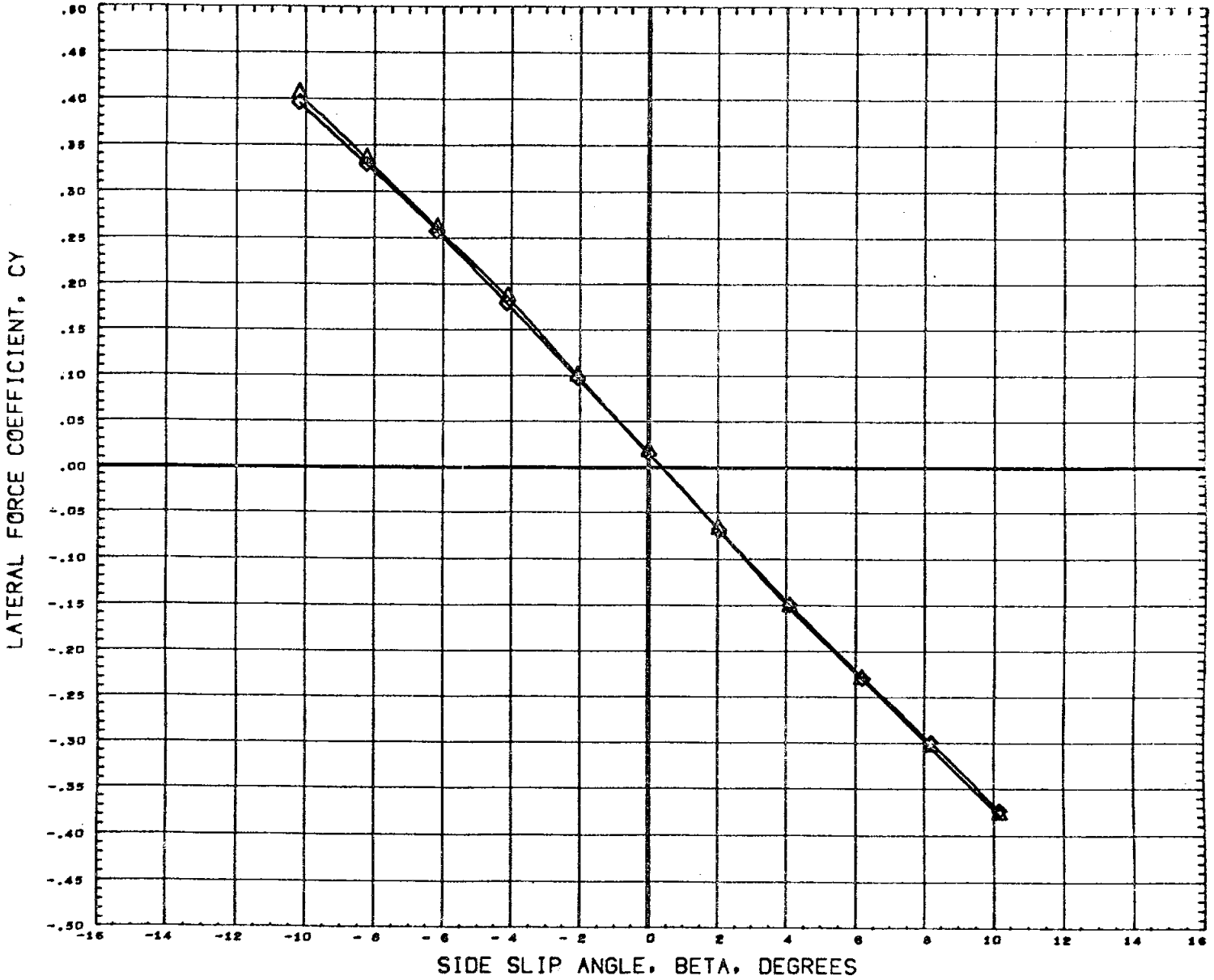
STABILITY CHARACTERISTICS ON BODY BUILD-UP



DATA SET SYMBOL	CONFIGURATION DESCRIPTION	PHI	ORBINC	RUDDER	AILRON	REFERENCE INFORMATION
(C77003)	M556 (IA1) NAR ATP BL LV (T3) (S1)	80.000				SREF 7.4190 sq. IN.
(C77007)	M556 (IA1) NAR ATP BL LV (O1) (T3) (S1)	80.000	0.000	0.000	0.000	LREF 5.3120 IN.
(C77009)	M556 (IA1) NAR ATP BL LV (O2) (T3) (S1)	80.000	0.000	0.000	0.000	BREF 5.3120 IN. XMRP 4.8200 IN. YMRP 0.0000 IN. ZMRP 0.0000 IN. SCALE 0.0040

MACH .60

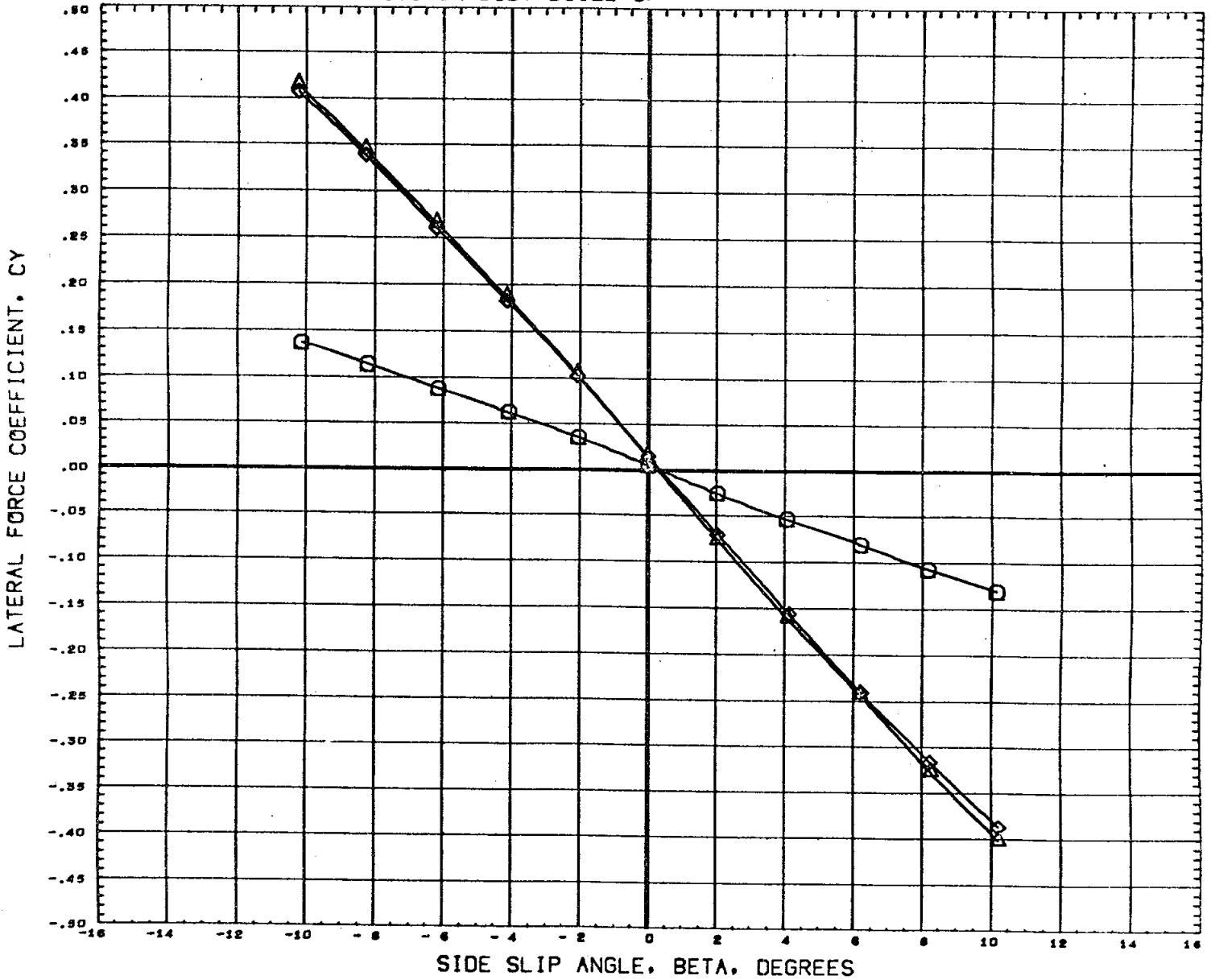
STABILITY CHARACTERISTICS ON BODY BUILD-UP



DATA SET SYMBOL	CONFIGURATION DESCRIPTION	PHI	ORBINC	RUDDER	AILRON	REFERENCE INFORMATION	
(C77003)	DATA NOT AVAILABLE FOR ALL CONDITIONS	80.000				SREF	7.4190 SQ. IN.
(C77007)	M556 (IA1) NAR ATP BL LV (O1) (T3) (S1)	80.000	0.000	0.000	0.000	LREF	5.3120 IN.
(C77009)	M556 (IA1) NAR ATP BL LV (O2) (T3) (S1)	80.000	0.000	0.000	0.000	SREF	5.3120 IN.
						XMRP	4.6200 IN.
						YMRP	0.0000 IN.
						ZMRP	0.0000 IN.
						SCALE	0.0040

MACH .80

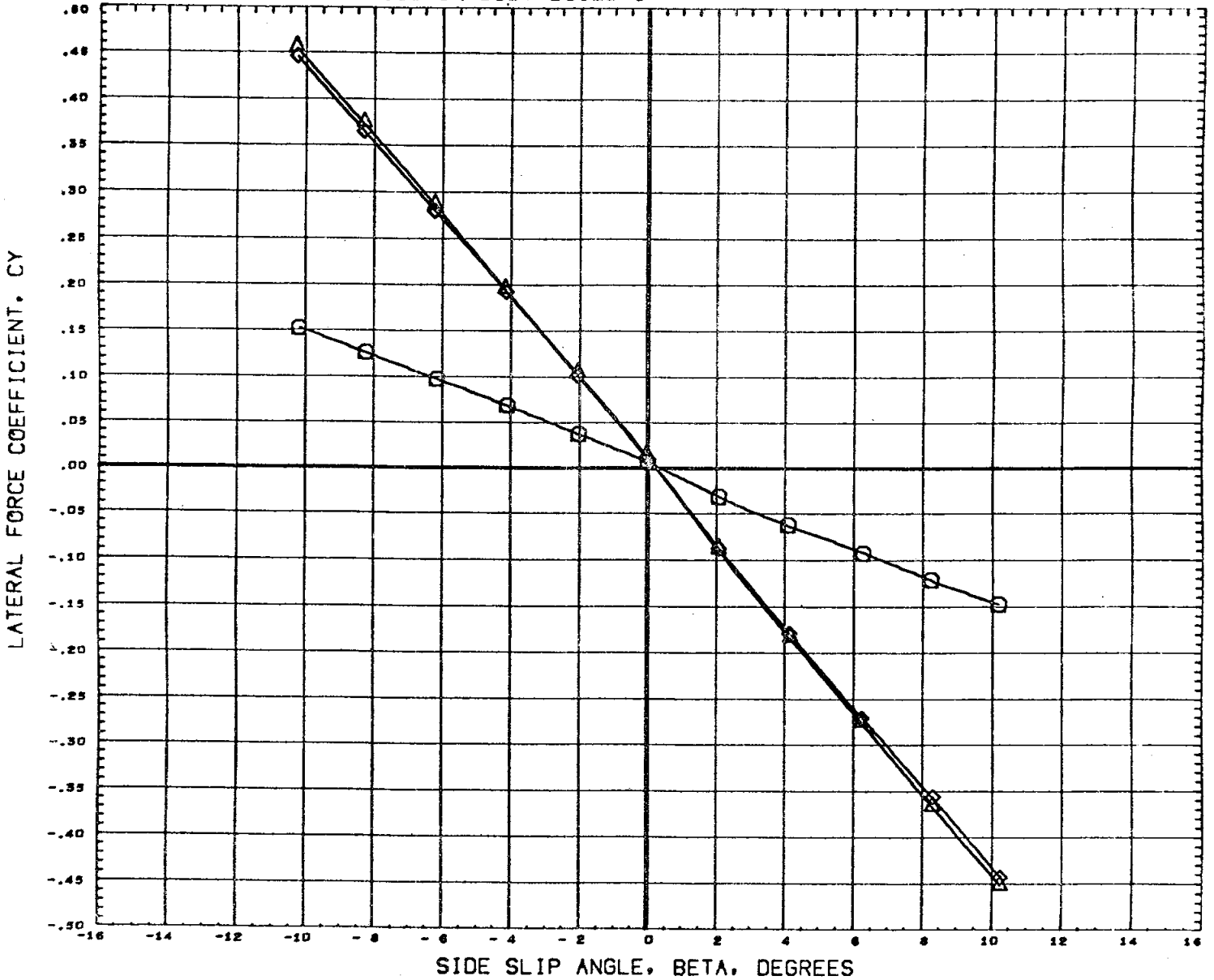
STABILITY CHARACTERISTICS ON BODY BUILD-UP



DATA SET SYMBOL	CONFIGURATION DESCRIPTION	PHI	ORBINC	RUDDER	AILRON	REFERENCE INFORMATION
(C77003)	M556 (YA1) NAR ATP BL LV (T3) (S1)	80.000				SREF 7.4190 SQ. IN.
(C77007)	M556 (YA1) NAR ATP BL LV (O1) (T3) (S1)	80.000	0.000	0.000	0.000	LREF 5.3120 IN.
(C77009)	M556 (YA1) NAR ATP BL LV (O2) (T3) (S1)	80.000	0.000	0.000	0.000	BREF 5.3120 IN. XMRP 4.8200 IN. YMRP 0.0000 IN. ZMRP 0.0000 IN. SCALE 0.0040

MACH .90

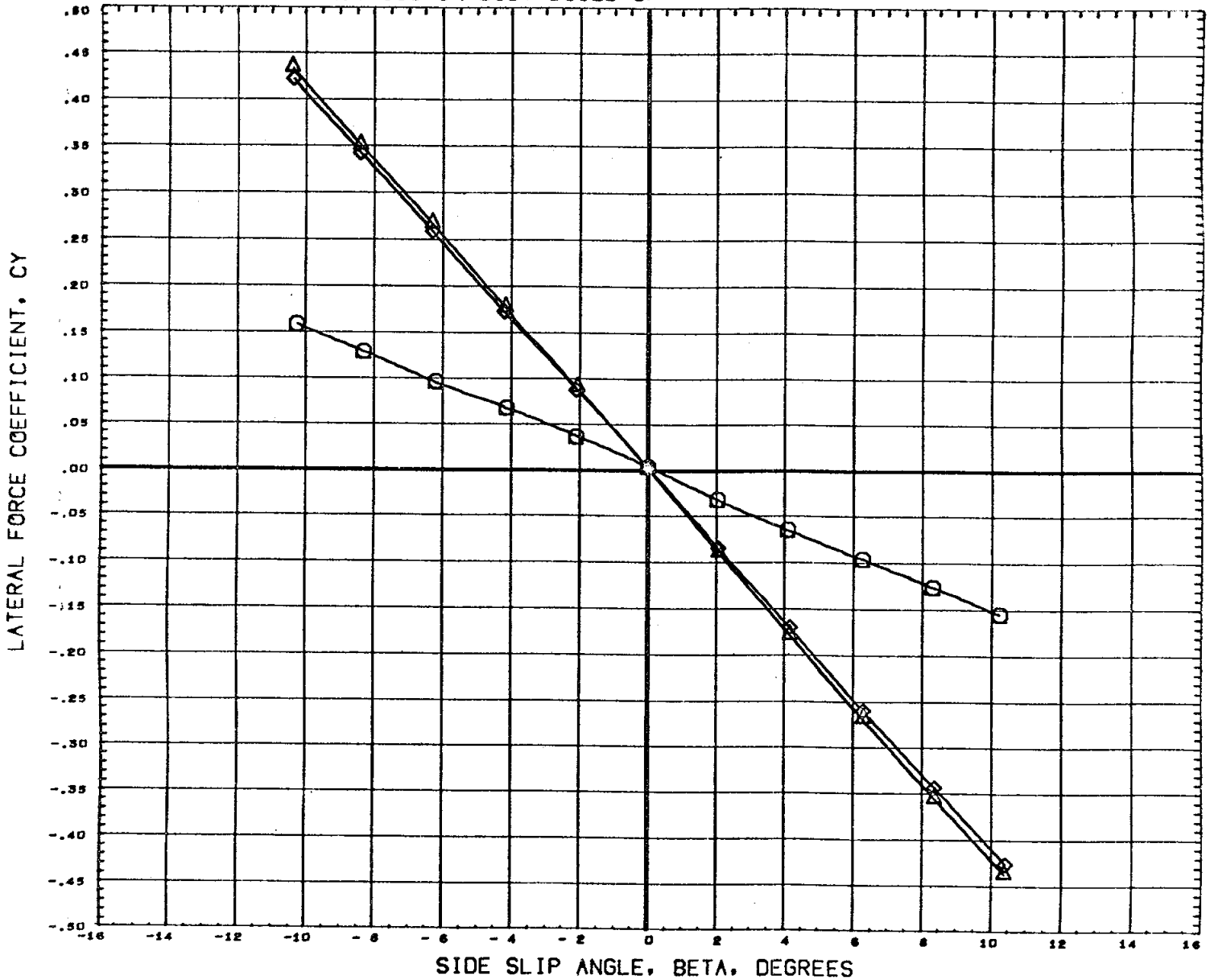
STABILITY CHARACTERISTICS ON BODY BUILD-UP



DATA SET SYMBOL	CONFIGURATION DESCRIPTION	PHI	ORBINC	RUDDER	AILRON	REFERENCE INFORMATION
(C77003)	M556 (IA1) NAR ATP BL LV (T3) (S1)	80.000				SREF 7.4190 sq. IN.
(C77007)	M556 (IA1) NAR ATP BL LV (O1) (T3) (S1)	80.000	0.000	0.000	0.000	LREF 5.3120 IN.
(C77009)	M556 (IA1) NAR ATP BL LV (O2) (T3) (S1)	80.000	0.000	0.000	0.000	BREF 5.3120 IN. XMRP 4.8200 IN. YMRP 0.0000 IN. ZMRP 0.0000 IN. SCALE 0.0040

MACH 1.00

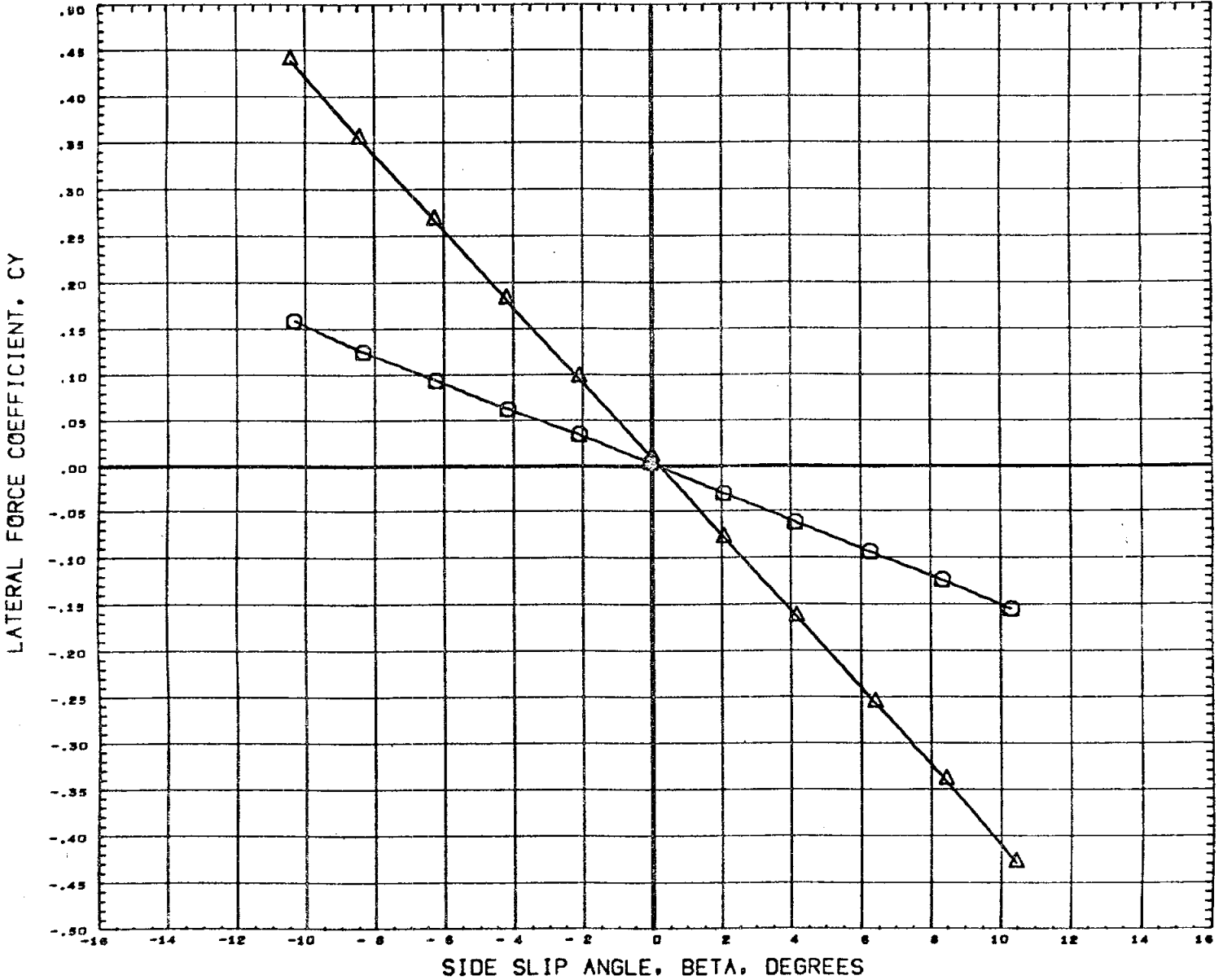
STABILITY CHARACTERISTICS ON BODY BUILD-UP



DATA SET SYMBOL	CONFIGURATION DESCRIPTION	PHI	ORBINC	RUDDER	AILRON	REFERENCE INFORMATION
(C77003)	M556 (IA1) NAR ATP BL LV (T3) (S1)	80.000				SREF 7.4190 SQ. IN.
(C77007)	M556 (IA1) NAR ATP BL LV (O1) (T3) (S1)	80.000	0.000	0.000	0.000	LREF 5.3120 IN.
(C77009)	M556 (IA1) NAR ATP BL LV (O2) (T3) (S1)	80.000	0.000	0.000	0.000	BREF 5.3120 IN. XMRP 4.8200 IN. YMRP 0.0000 IN. ZMRP 0.0000 IN. SCALE 0.0040

MACH 1.20

STABILITY CHARACTERISTICS ON BODY BUILD-UP

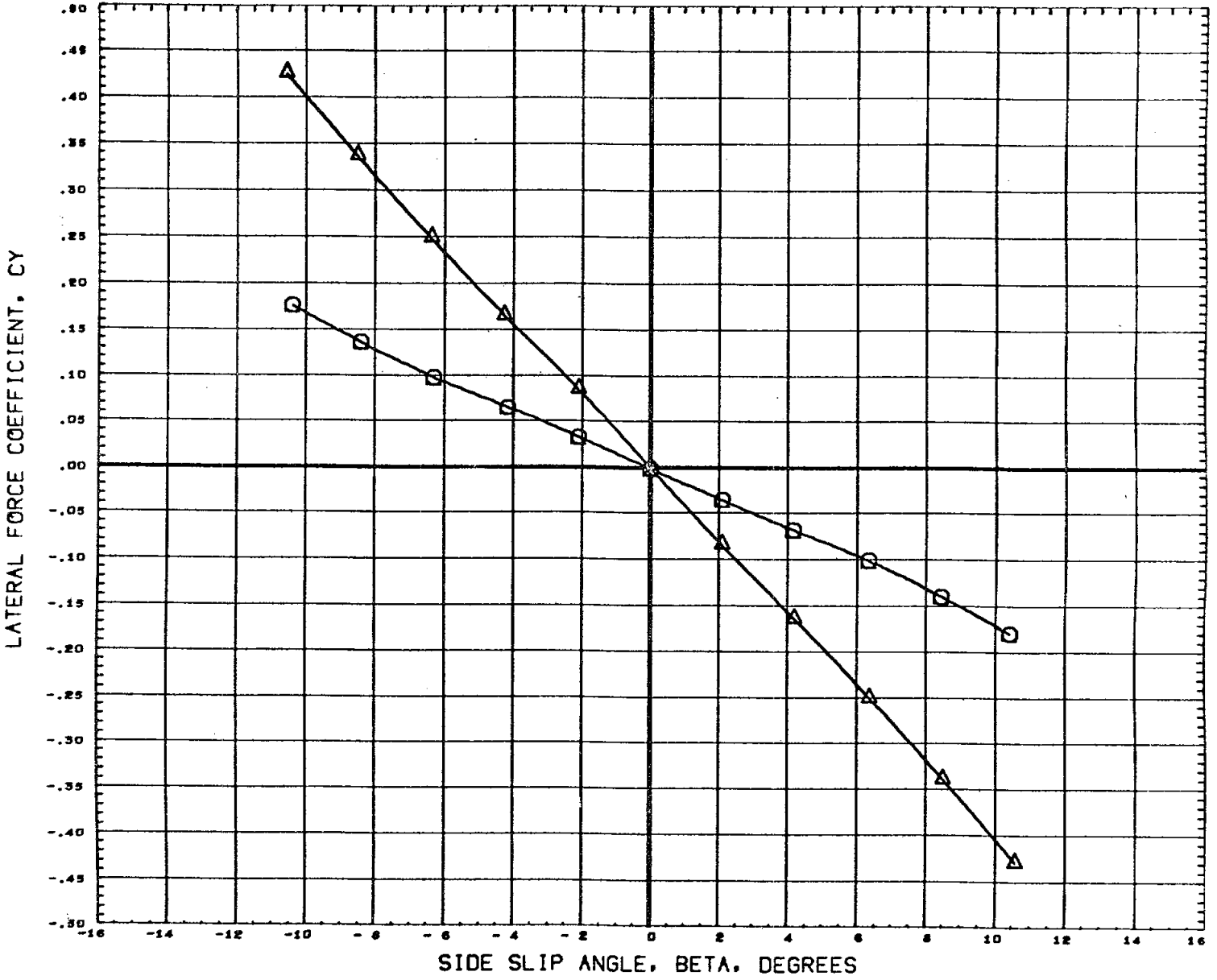


DATA SET SYMBOL	CONFIGURATION DESCRIPTION	PHI	ORBINC	RUDDER	AILRON	REFERENCE INFORMATION
(C77005)	⊙ M556 (IA1) NAR ATP BL LV (T3) (S1)	80.000				SREF 7.4190 80. IN.
(C77007)	⊙ M556 (IA1) NAR ATP BL LV (O1) (T3) (S1)	80.000	0.000	0.000	0.000	LREF 5.3120 IN.
(C77009)	◇ DATA NOT AVAILABLE FOR ALL CONDITIONS	80.000	0.000	0.000	0.000	SREF 5.3120 IN. XMRP 4.8200 IN. YMRP 0.0000 IN. ZMRP 0.0000 IN. SCALE 0.0040

MACH 1.46

PAGE 142

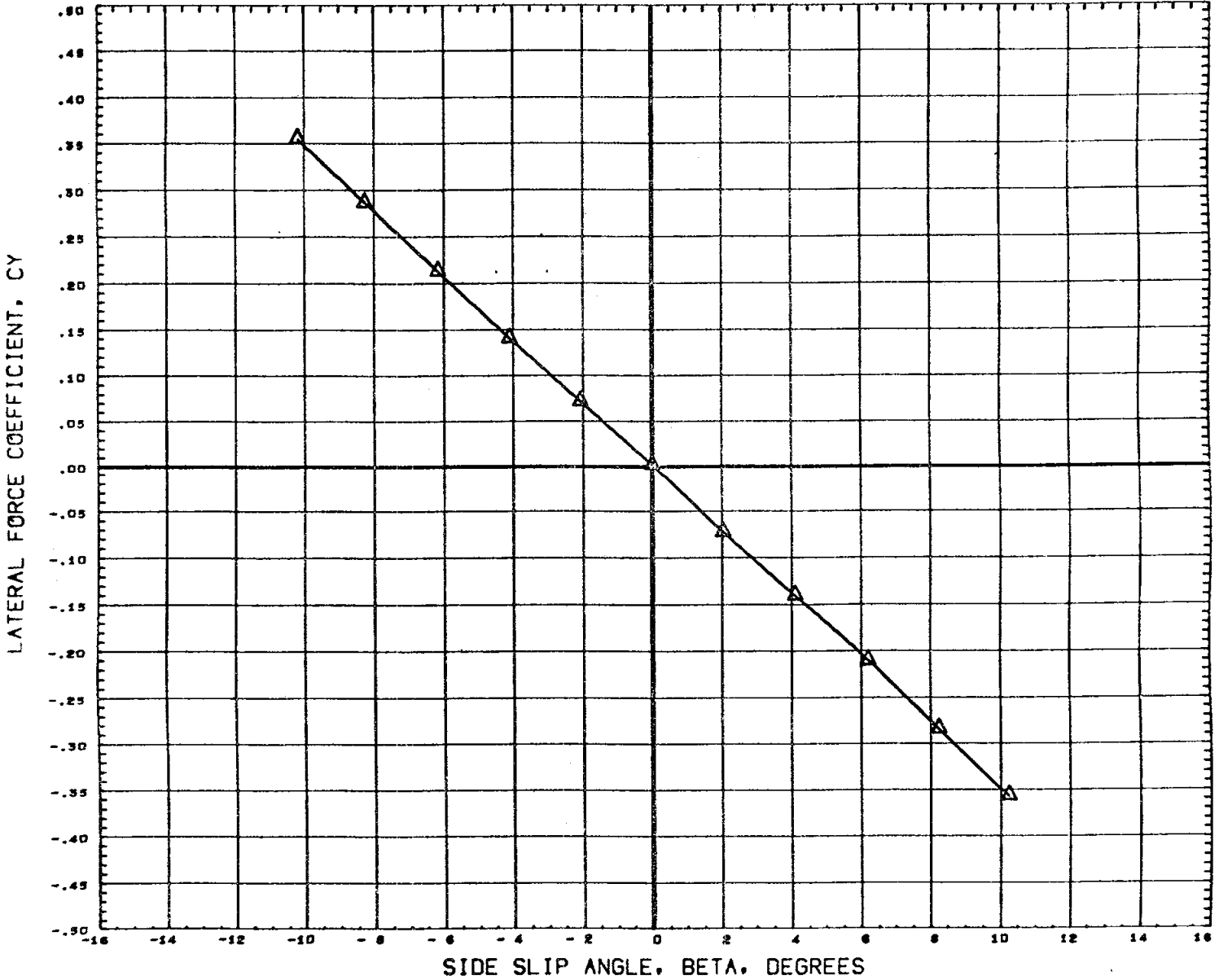
STABILITY CHARACTERISTICS ON BODY BUILD-UP



DATA SET SYMBOL	CONFIGURATION DESCRIPTION	PHI	ORBINC	RUDDER	AILRON	REFERENCE INFORMATION
(C77005)	M556 (IA1) NAR ATP BL LV (T3) (S1)	80.000				SREF 7.4190 98 IN.
(C77007)	M556 (IA1) NAR ATP BL LV (O1) (T3) (S1)	80.000	0.000	0.000	0.000	LREF 5.3120 IN.
(C77009)	DATA NOT AVAILABLE FOR ALL CONDITIONS	80.000	0.000	0.000	0.000	BREF 5.3120 IN.
						XMRP 4.8200 IN.
						YMRP 0.0000 IN.
						ZMRP 0.0000 IN.
						SCALE 0.0040

MACH 1.97

STABILITY CHARACTERISTICS ON BODY BUILD-UP

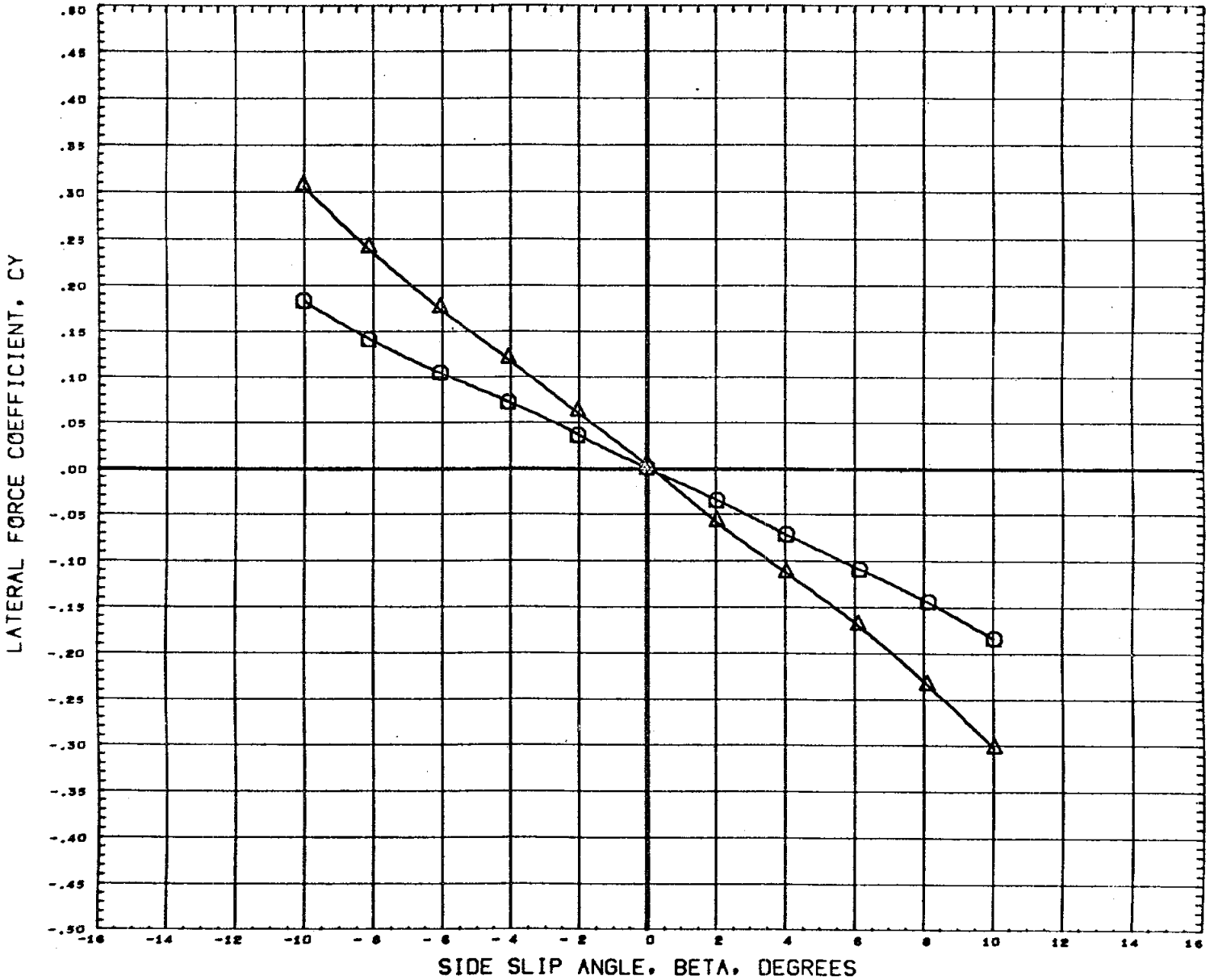


DATA SET SYMBOL	CONFIGURATION DESCRIPTION	PHI	ORBINC	RUDDER	AILRON	REFERENCE INFORMATION
(C77003)	DATA NOT AVAILABLE FOR ALL CONDITIONS	80.000				SREF 7.4190 SQ. IN.
(C77007)	M556 (IA1) NAR ATP BL LV (O1) (T3) (S1)	80.000	0.000	0.000	0.000	LREF 5.3120 IN.
(C77009)	DATA NOT AVAILABLE FOR ALL CONDITIONS	80.000	0.000	0.000	0.000	BREF 5.3120 IN.
						XMRP 4.8200 IN.
						YMRP 0.0000 IN.
						ZMRP 0.0000 IN.
						SCALE 0.0040

MACH 2.99

PAGE 144

STABILITY CHARACTERISTICS ON BODY BUILD-UP

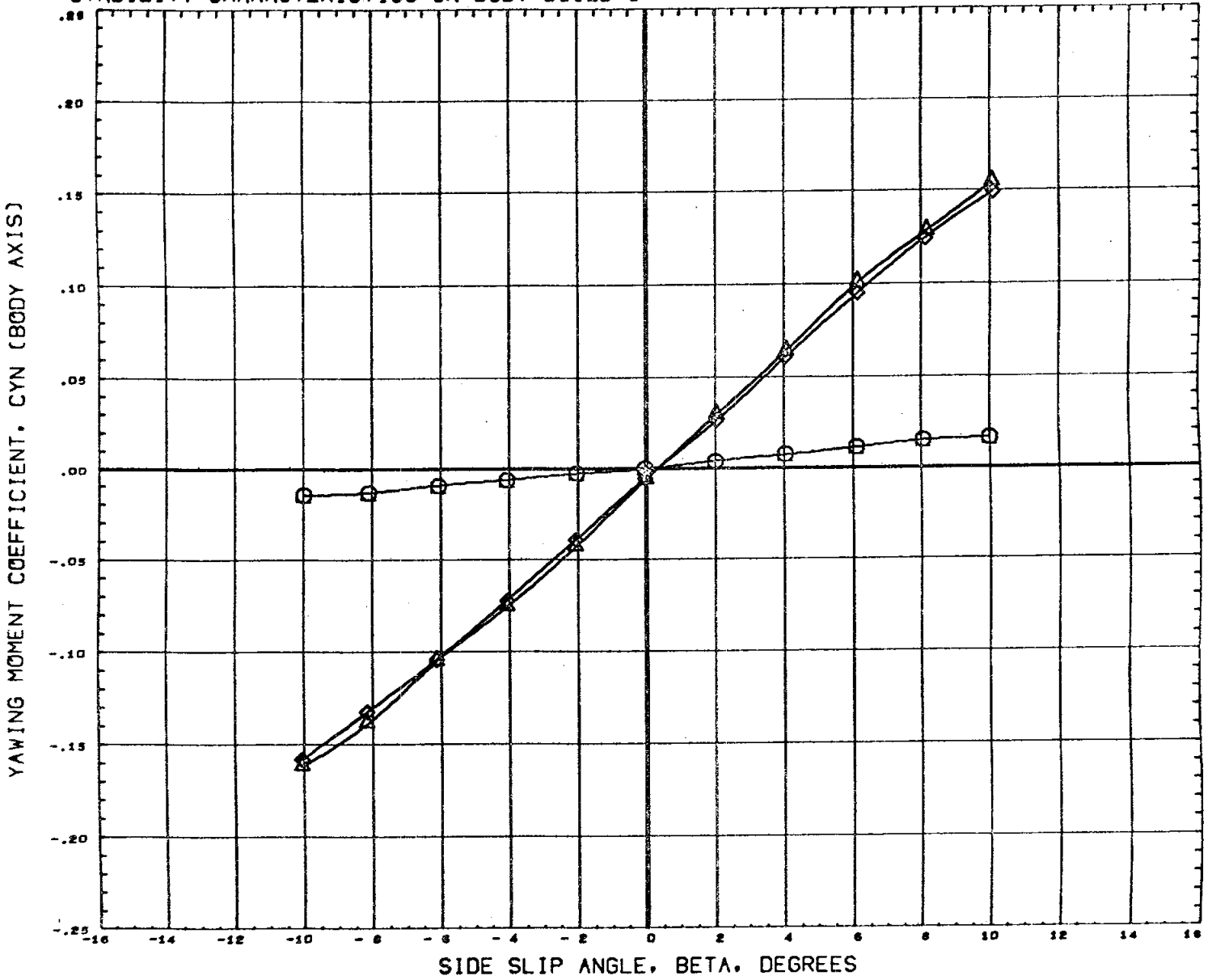


DATA SET SYMBOL	CONFIGURATION DESCRIPTION	PHI	ORBINC	RUDDER	AILRON	REFERENCE INFORMATION
(C77003)	M556 (IA1) NAR ATP BL LV (T3) (S1)	80.000				SREF 7.4190 SQ. IN.
(C77007)	M556 (IA1) NAR ATP BL LV (O1) (T3) (S1)	80.000	0.000	0.000	0.000	LREF 5.3120 IN.
(C77009)	DATA NOT AVAILABLE FOR ALL CONDITIONS	80.000	0.000	0.000	0.000	BREF 5.3120 IN. XMRP 4.8200 IN. YMRP 0.0000 IN. ZMRP 0.0000 IN. SCALE 0.0040

MACH 4.96

PAGE 145

STABILITY CHARACTERISTICS ON BODY BUILD-UP

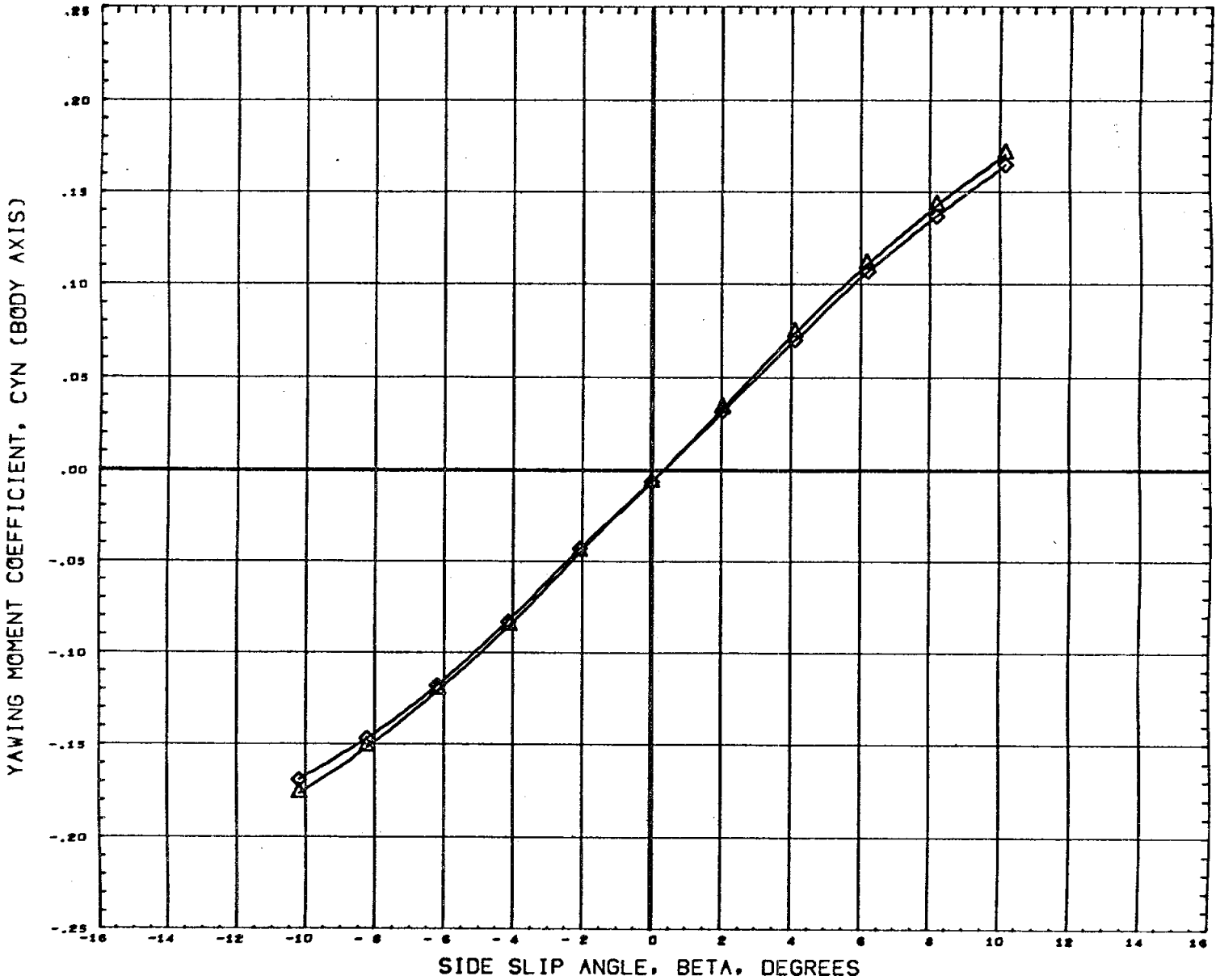


DATA SET SYMBOL	CONFIGURATION DESCRIPTION	PHI	ORBINC	RUDDER	AILRON	REFERENCE INFORMATION
(C77003)	M556 (IA1) NAR ATP BL LV (T3) (S1)	80.000				SREF 7.4190 90 IN.
(C77007)	M556 (IA1) NAR ATP BL LV (O1) (T3) (S1)	80.000	0.000	0.000	0.000	LREF 5.3120 IN.
(C77009)	M556 (IA1) NAR ATP BL LV (O2) (T3) (S1)	80.000	0.000	0.000	0.000	BREF 5.3120 IN.
						XMRP 4.8200 IN.
						YMRP 0.0000 IN.
						ZMRP 0.0000 IN.
						SCALE 0.0040

MACH .60

PAGE 146

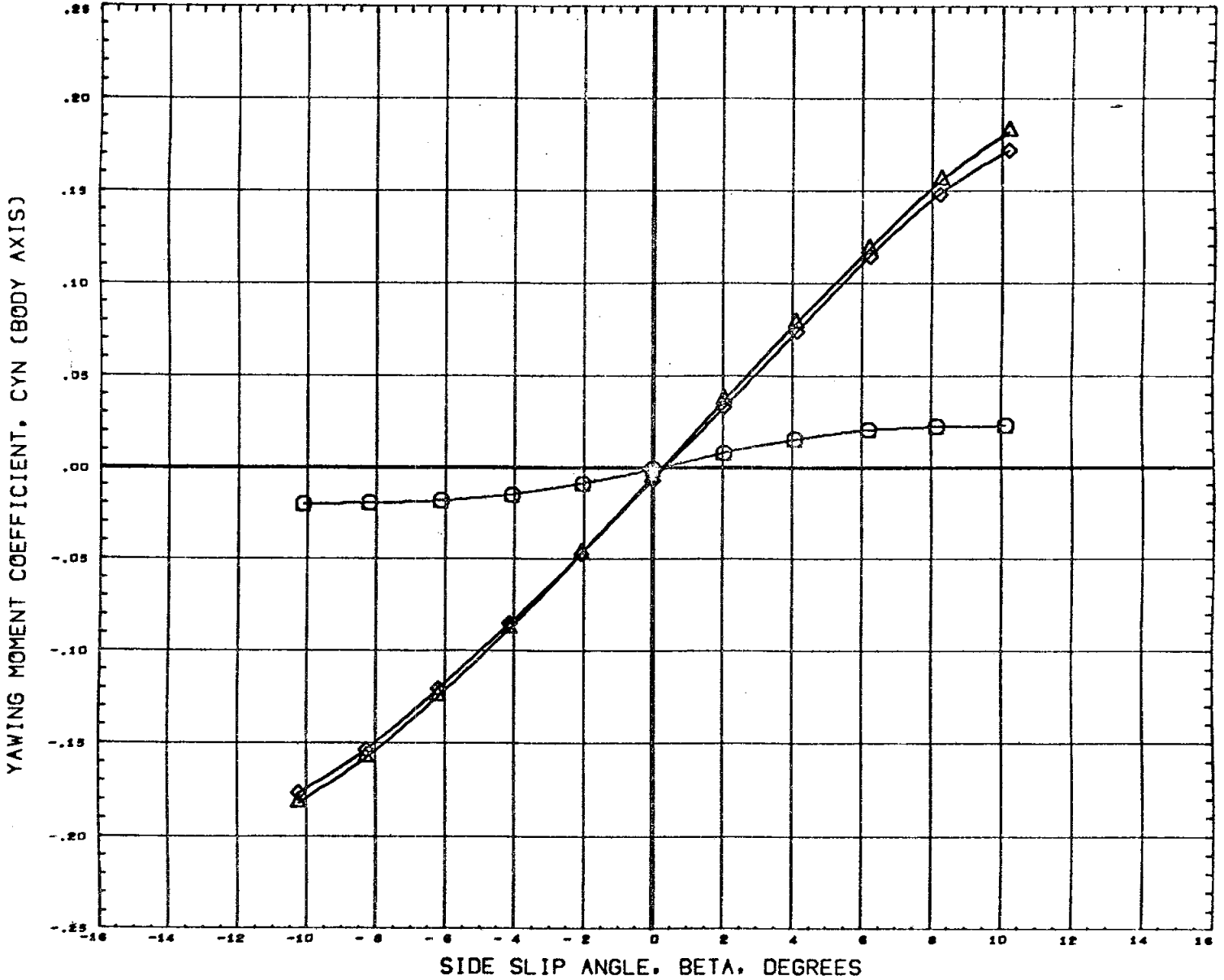
STABILITY CHARACTERISTICS ON BODY BUILD-UP



DATA SET SYMBOL	CONFIGURATION DESCRIPTION	PHI	ORBINC	RUDDER	AILRON	REFERENCE INFORMATION
(C77003)	DATA NOT AVAILABLE FOR ALL CONDITIONS	80.000				SREF 7.4190 SQ. IN.
(C77007)	M556 (IA1) NAR ATP BL LV (O1) (T3) (S1)	80.000	0.000	0.000	0.000	LREF 5.3120 IN.
(C77009)	M556 (IA1) NAR ATP BL LV (O2) (T3) (S1)	80.000	0.000	0.000	0.000	BREF 5.3120 IN. XMRP 4.8200 IN. YMRP 0.0000 IN. ZMRP 0.0000 IN. SCALE 0.0040

MACH .80

STABILITY CHARACTERISTICS ON BODY BUILD-UP

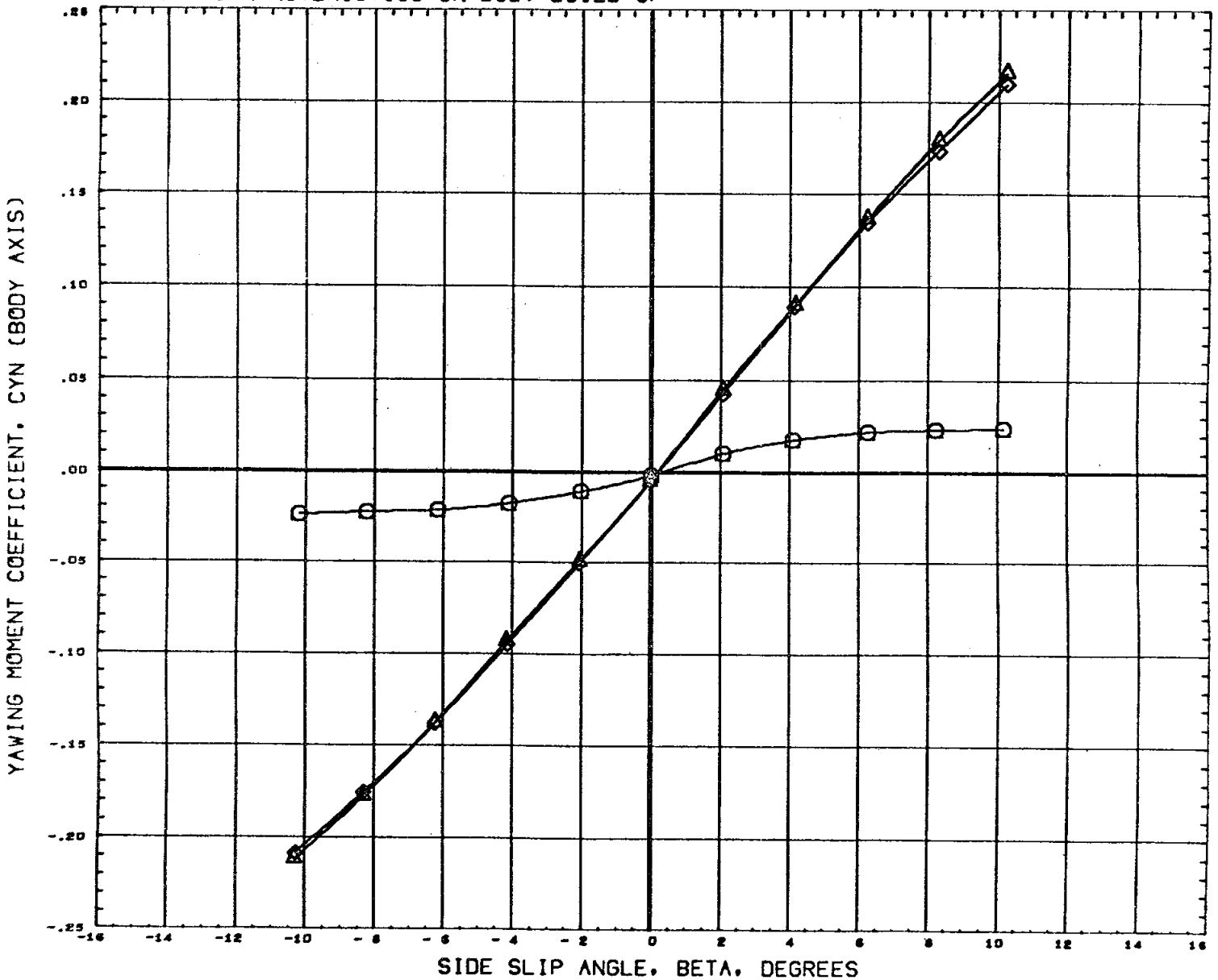


DATA SET SYMBOL	CONFIGURATION DESCRIPTION	PHI	ORBINC	RUDDER	AILRON	REFERENCE INFORMATION
(C77003) ○	M556 (IA1) NAR ATP BL LV (T3) (S1)	80.000				SREF 7.4190 30. IN.
(C77007) △	M556 (IA1) NAR ATP BL LV (O1) (T3) (S1)	80.000	0.000	0.000	0.000	LREF 5.3120 IN.
(C77009) ◇	M556 (IA1) NAR ATP BL LV (O2) (T3) (S1)	80.000	0.000	0.000	0.000	BREF 5.3120 IN.
						XMRP 4.6200 IN.
						YMRP 0.0000 IN.
						ZMRP 0.0000 IN.
						SCALE 0.0040

MACH .90

PAGE 148

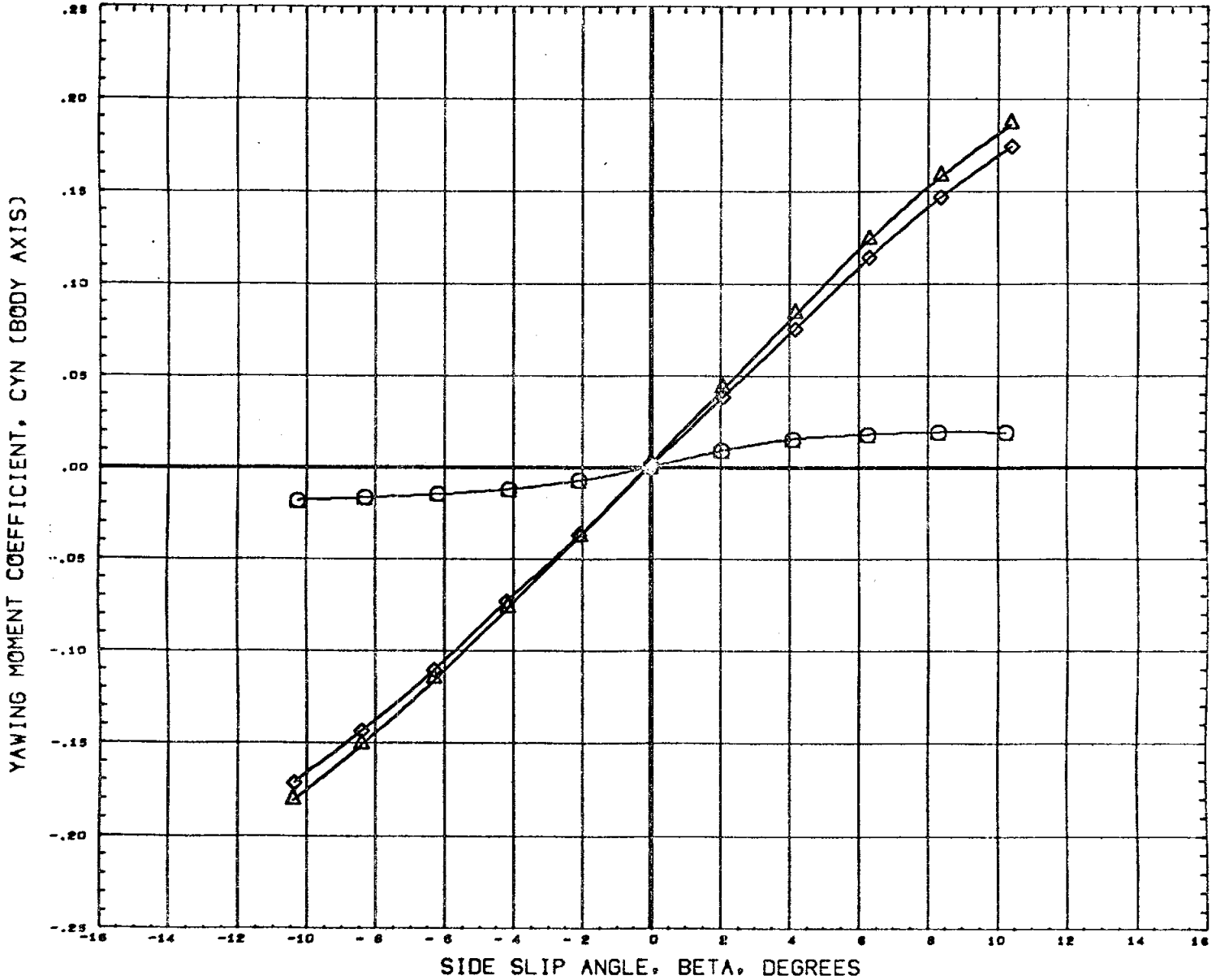
STABILITY CHARACTERISTICS ON BODY BUILD-UP



DATA SET SYMBOL	CONFIGURATION DESCRIPTION	PHI	ORBINC	RUDDER	AILRON	REFERENCE INFORMATION
(C77003)	M556 (IA1) NAR ATP BL LV (T3) (S1)	80.000				SREF 7.4190 30 IN.
(C77007)	M556 (IA1) NAR ATP BL LV (O1) (T3) (S1)	80.000	0.000	0.000	0.000	LREF 5.3120 IN.
(C77009)	M556 (IA1) NAR ATP BL LV (O2) (T3) (S1)	80.000	0.000	0.000	0.000	BREF 5.3120 IN. XMRP 4.8200 IN. YMRP 0.0000 IN. ZMRP 0.0000 IN. SCALE 0.0040

MACH 1.00

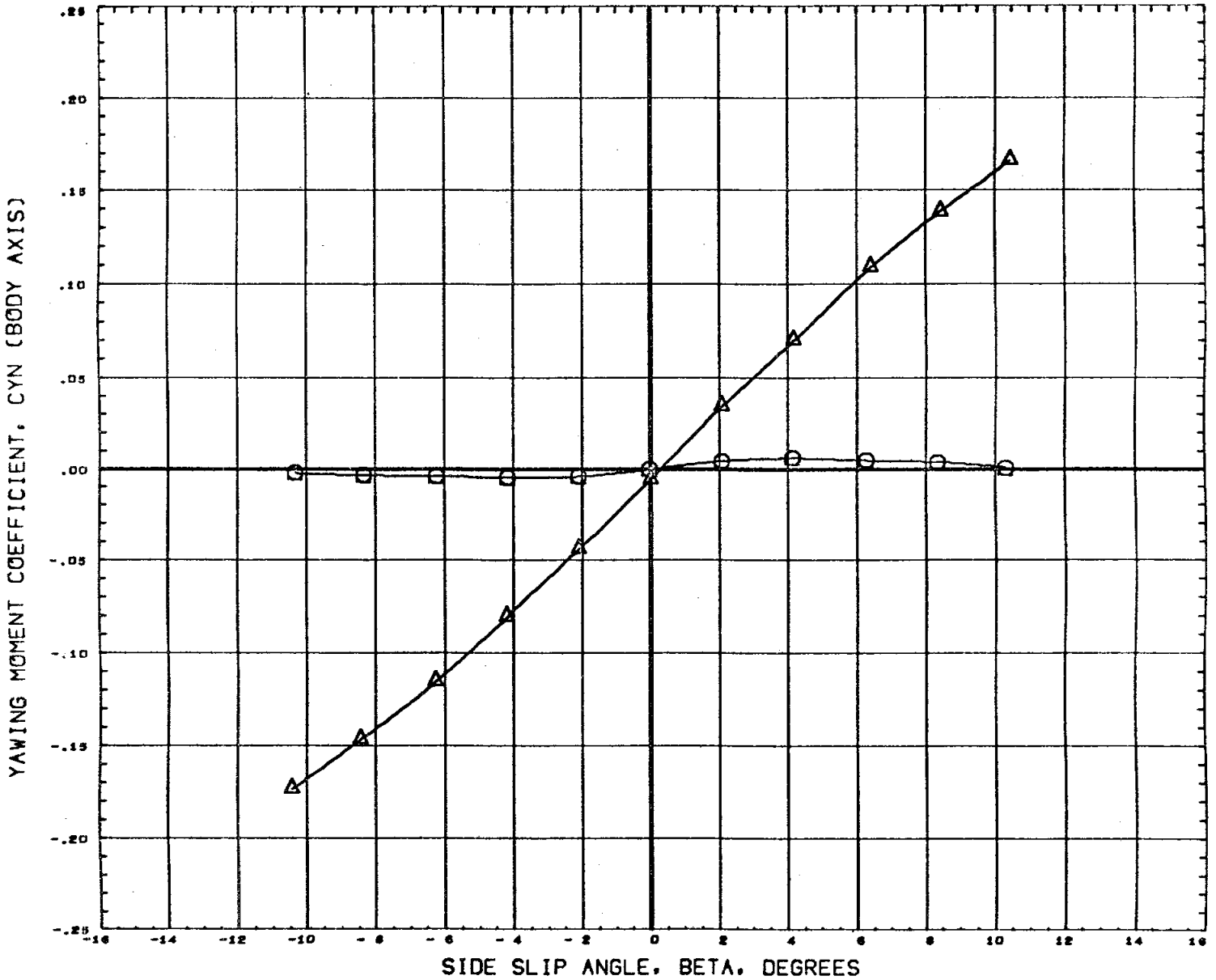
STABILITY CHARACTERISTICS ON BODY BUILD-UP



DATA SET SYMBOL	CONFIGURATION DESCRIPTION	PHI	ORBINC	RUDDER	AILRON	REFERENCE INFORMATION
(C77003)	M556 (IA1) NAR ATP BL LV (T3) (S1)	80.000				SREF 7.4190 sq. in.
(C77007)	M556 (IA1) NAR ATP BL LV (O1) (T3) (S1)	80.000	0.000	0.000	0.000	LREF 5.3120 IN.
(C77009)	M556 (IA1) NAR ATP BL LV (O2) (T3) (S1)	80.000	0.000	0.000	0.000	BREF 5.3120 IN.
						XHRP 4.8200 IN.
						YHRP 0.0000 IN.
						ZHRP 0.0000 IN.
						SCALE 0.0040

MACH 1.20

STABILITY CHARACTERISTICS ON BODY BUILD-UP

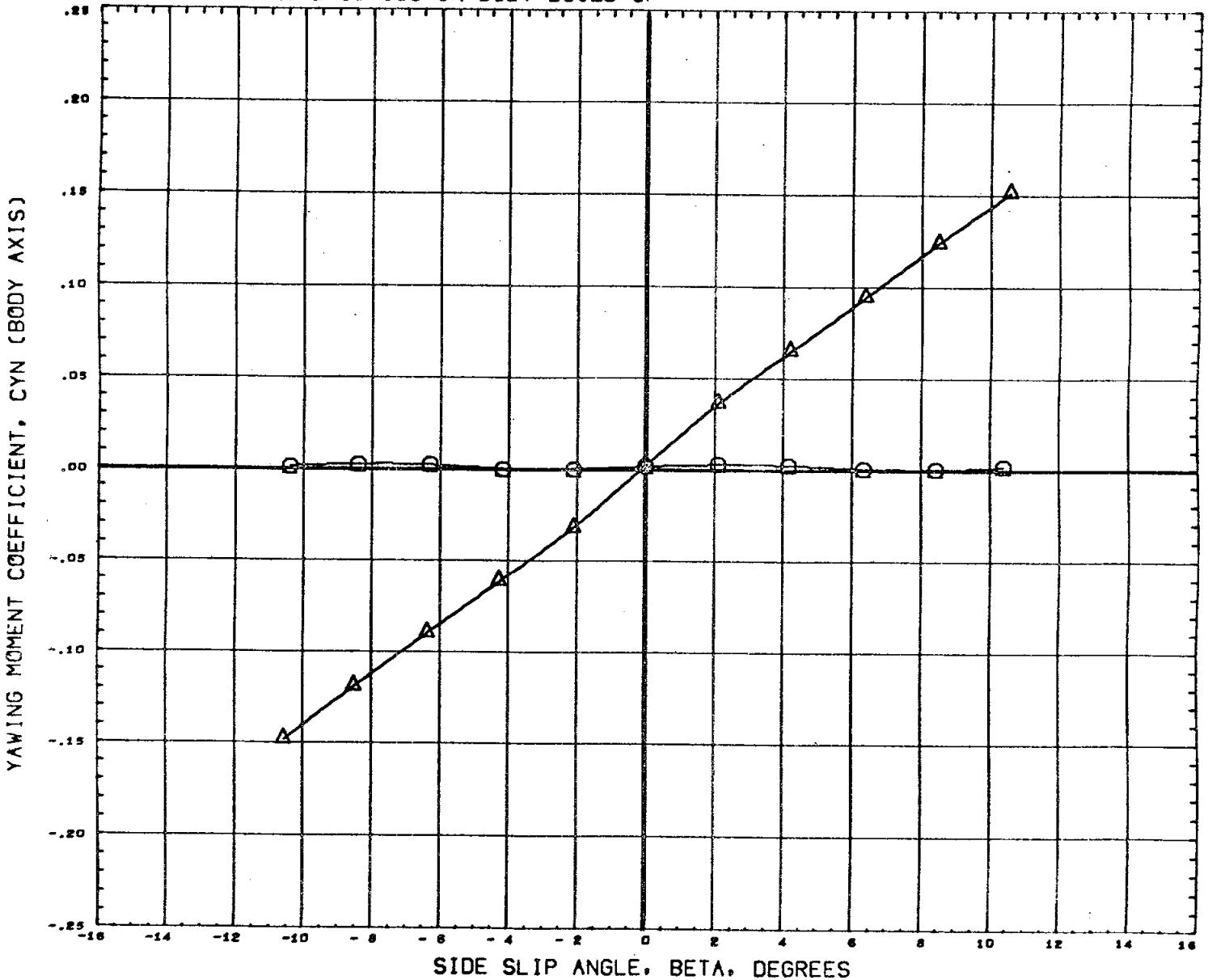


DATA SET SYMBOL	CONFIGURATION DESCRIPTION	PHI	ORBINC	RUDDER	AILRON	REFERENCE INFORMATION
(C77005)	M556 (IA1) NAR ATP BL LV (T3) (S1)	80.000				SREF 7.4190 SQ. IN.
(C77007)	M556 (IA1) NAR ATP BL LV (O1) (T3) (S1)	80.000	0.000	0.000	0.000	LREF 5.3120 IN.
(C77009)	DATA NOT AVAILABLE FOR ALL CONDITIONS	80.000	0.000	0.000	0.000	BREF 5.3120 IN.
						XMRP 4.8200 IN.
						YMRP 0.0000 IN.
						ZMRP 0.0000 IN.
						SCALE 0.0040

MACH 1.46

PAGE 151

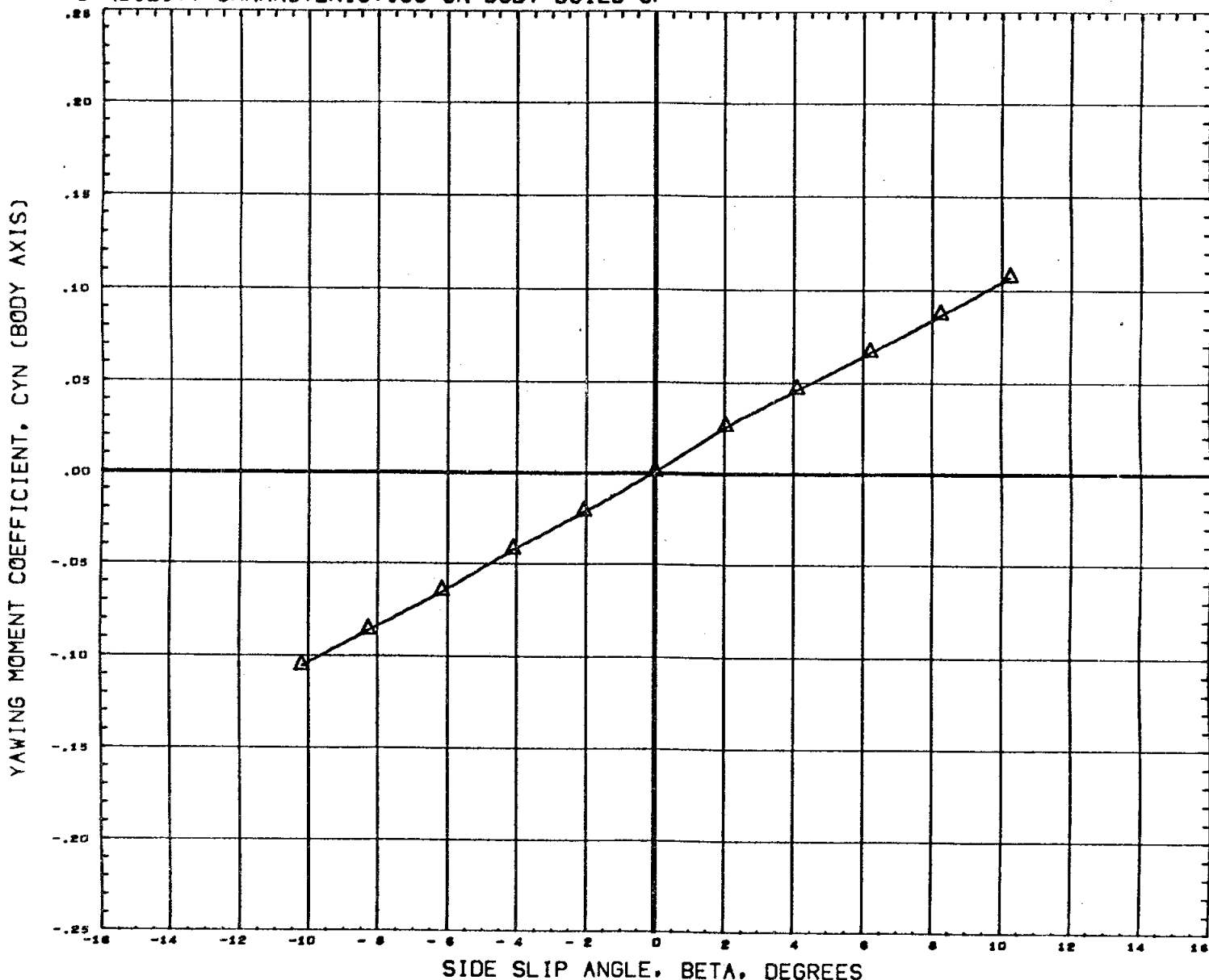
STABILITY CHARACTERISTICS ON BODY BUILD-UP



DATA SET SYMBOL	CONFIGURATION DESCRIPTION	PHI	ORBINC	RUDDER	AILRON	REFERENCE INFORMATION
(C77003)	M556 (IA1) NAR ATP BL LV (T3) (S1)	80.000				SREF 7.4190 SQ. IN.
(C77007)	M556 (IA1) NAR ATP BL LV (O1) (T3) (S1)	80.000	0.000	0.000	0.000	LREF 5.3120 IN.
(C77009)	DATA NOT AVAILABLE FOR ALL CONDITIONS	80.000	0.000	0.000	0.000	BREF 5.3120 IN. XHRP 4.8200 IN. YHRP 0.0000 IN. ZHRP 0.0000 IN. SCALE 0.0040

MACH 1.97

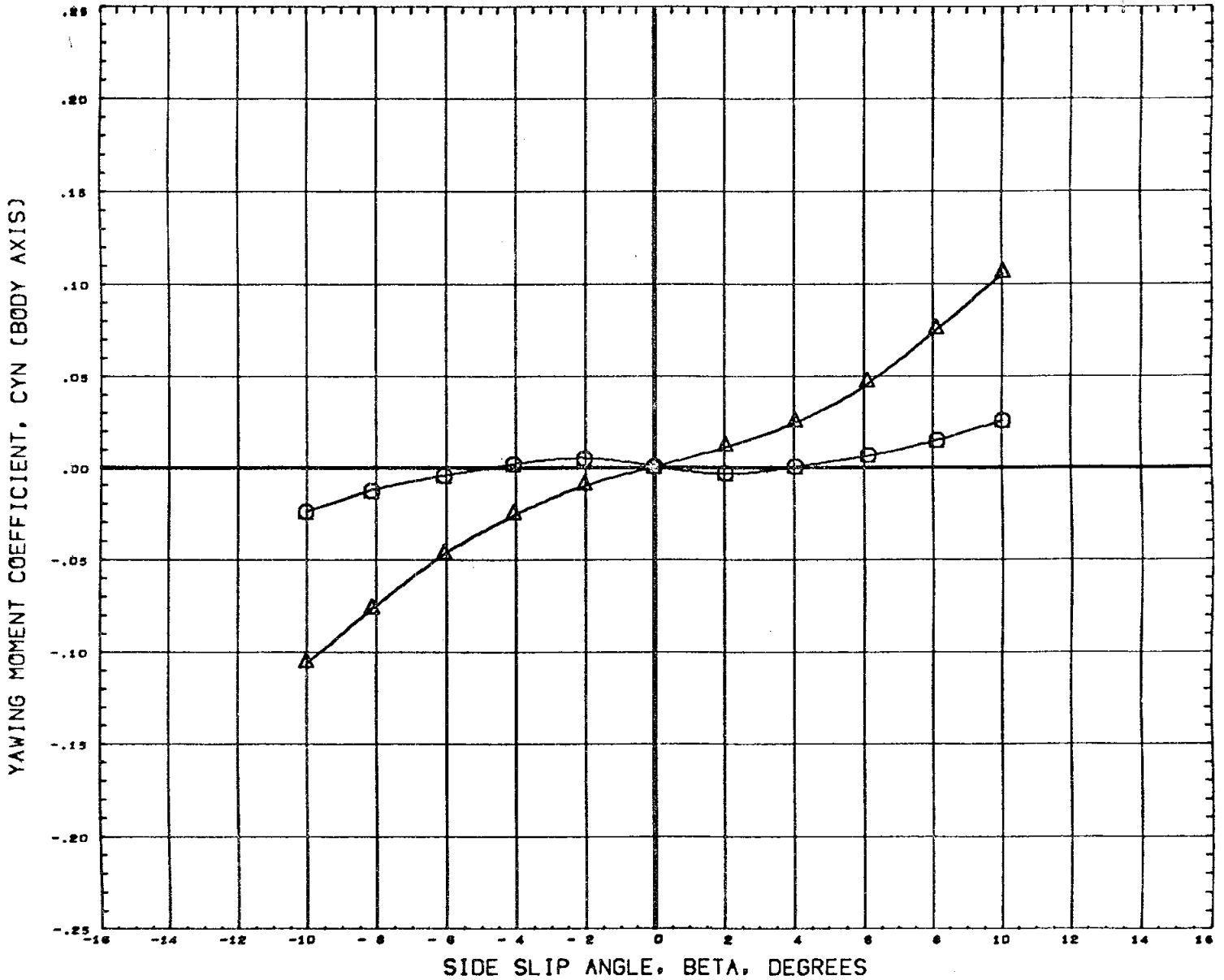
STABILITY CHARACTERISTICS ON BODY BUILD-UP



DATA SET SYMBOL	CONFIGURATION DESCRIPTION	PHI	ORBINC	RUDDER	AILRON	REFERENCE INFORMATION
(C77003)	DATA NOT AVAILABLE FOR ALL CONDITIONS	80.000				SREF 7.4190 sq. IN.
(C77007)	M556 (IA1) NAR ATP BL LV (O1) (T3) (S1)	80.000	0.000	0.000	0.000	LREF 5.3120 IN.
(C77009)	DATA NOT AVAILABLE FOR ALL CONDITIONS	80.000	0.000	0.000	0.000	BREF 5.3120 IN.
						XMRP 4.8200 IN.
						VMRP 0.0000 IN.
						ZMRP 0.0000 IN.
						SCALE 0.0040

MACH 2.99

STABILITY CHARACTERISTICS ON BODY BUILD-UP



DATA SET SYMBOL	CONFIGURATION DESCRIPTION	PHI	ORBINC	RUDDER	AILRON	REFERENCE INFORMATION
(C77003)	M556 (IA1) NAR ATP BL LV (T3) (S1)	80.000				SREF 7.4190 SQ. IN.
(C77007)	M556 (IA1) NAR ATP BL LV (O1) (T3) (S1)	80.000	0.000	0.000	0.000	LREF 5.3120 IN.
(C77009)	DATA NOT AVAILABLE FOR ALL CONDITIONS	80.000	0.000	0.000	0.000	BREF 5.3120 IN.
						XMRP 4.8200 IN.
						YMRP 0.0000 IN.
						ZMRP 0.0000 IN.
						SCALE 0.0040

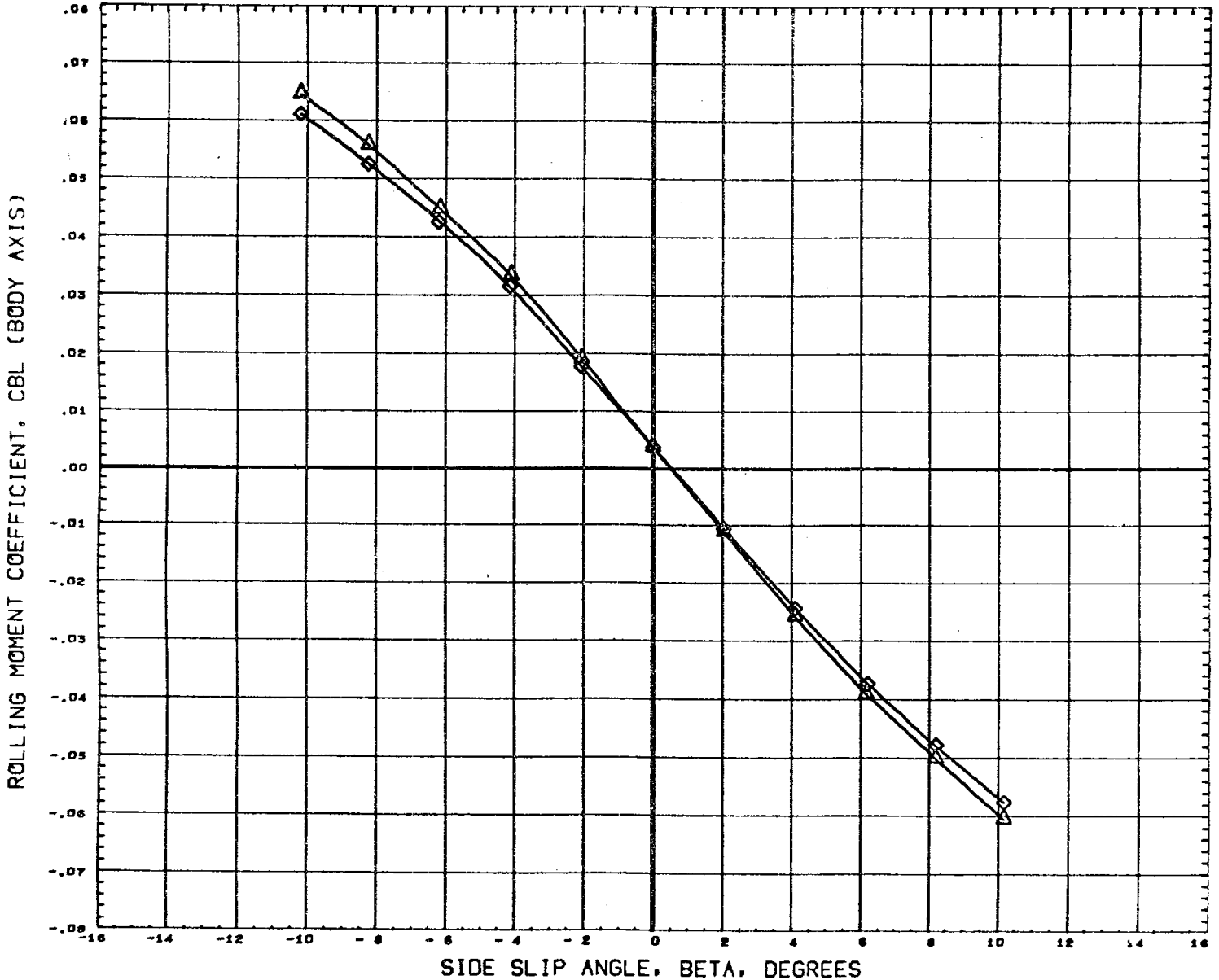
STABILITY CHARACTERISTICS ON BODY BUILD-UP



DATA SET SYMBOL	CONFIGURATION DESCRIPTION	PHI	ORBINC	RUDDER	AILRON	REFERENCE INFORMATION
(C77003)	◇ M556 (IA1) NAR ATP BL LV (T3) (S1)	80.000				SREF 7.4190 SQ. IN.
(C77007)	◇ M556 (IA1) NAR ATP BL LV (O1) (T3) (S1)	80.000	0.000	0.000	0.000	LREF 5.3120 IN.
(C77009)	◇ M556 (IA1) NAR ATP BL LV (O2) (T3) (S1)	80.000	0.000	0.000	0.000	BREF 5.3120 IN. XMRP 4.8200 IN. YMRP 0.0000 IN. ZMRP 0.0000 IN. SCALE 0.0040

MACH .60

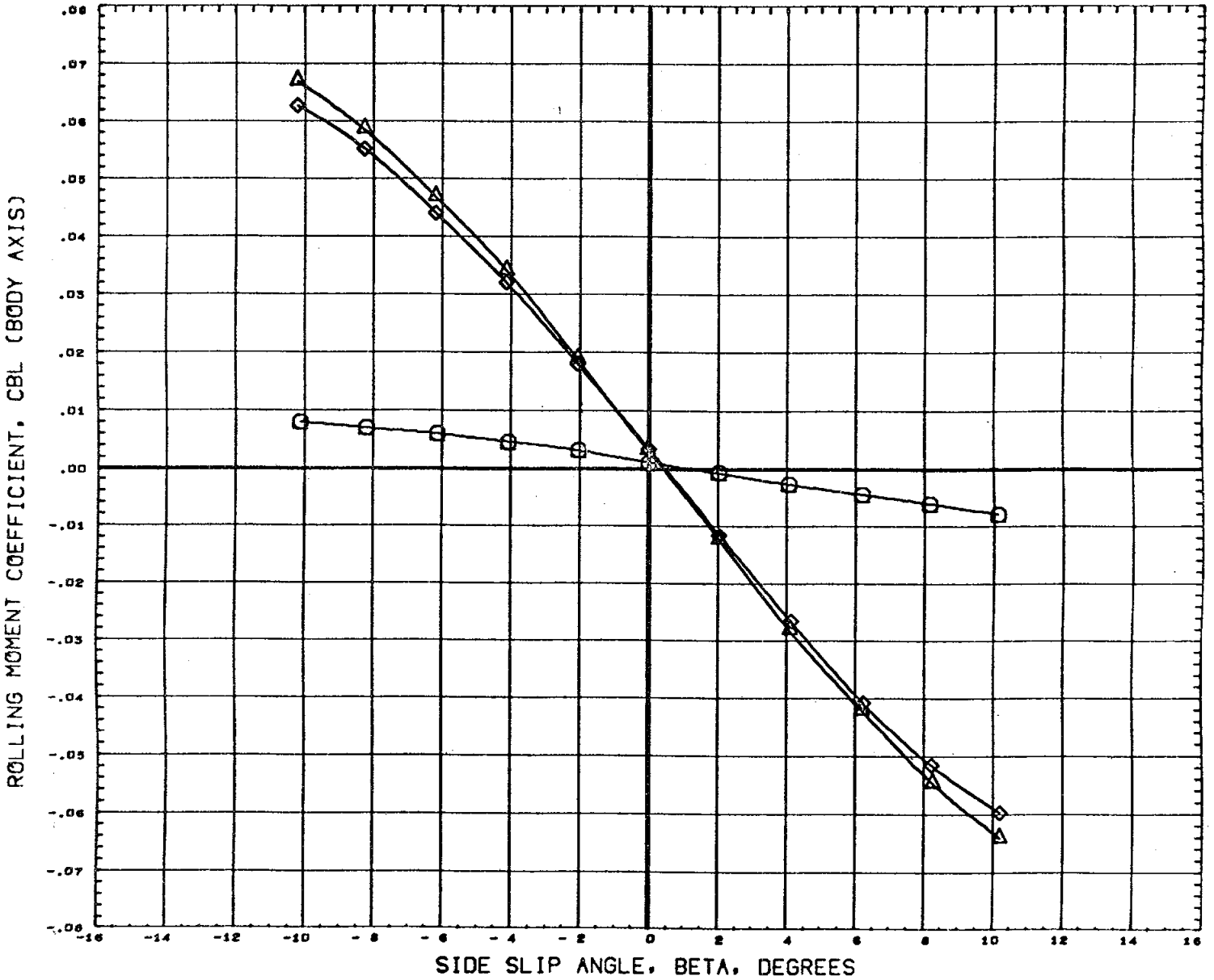
STABILITY CHARACTERISTICS ON BODY BUILD-UP



DATA SET SYMBOL	CONFIGURATION DESCRIPTION	PHI	ORBINC	RUDDER	AILRON	REFERENCE INFORMATION
(C77003)	DATA NOT AVAILABLE FOR ALL CONDITIONS	80.000				SREF 7.4190 39. IN.
(C77007)	M556 (IA1) NAR ATP BL LV (O1) (T3) (S1)	80.000	0.000	0.000	0.000	LREF 5.3120 IN.
(C77009)	M556 (IA1) NAR ATP BL LV (O2) (T3) (S1)	80.000	0.000	0.000	0.000	BREF 5.3120 IN. XMRP 4.8200 IN. YMRP 0.0000 IN. ZMRP 0.0000 IN. SCALE 0.0040

MACH .80

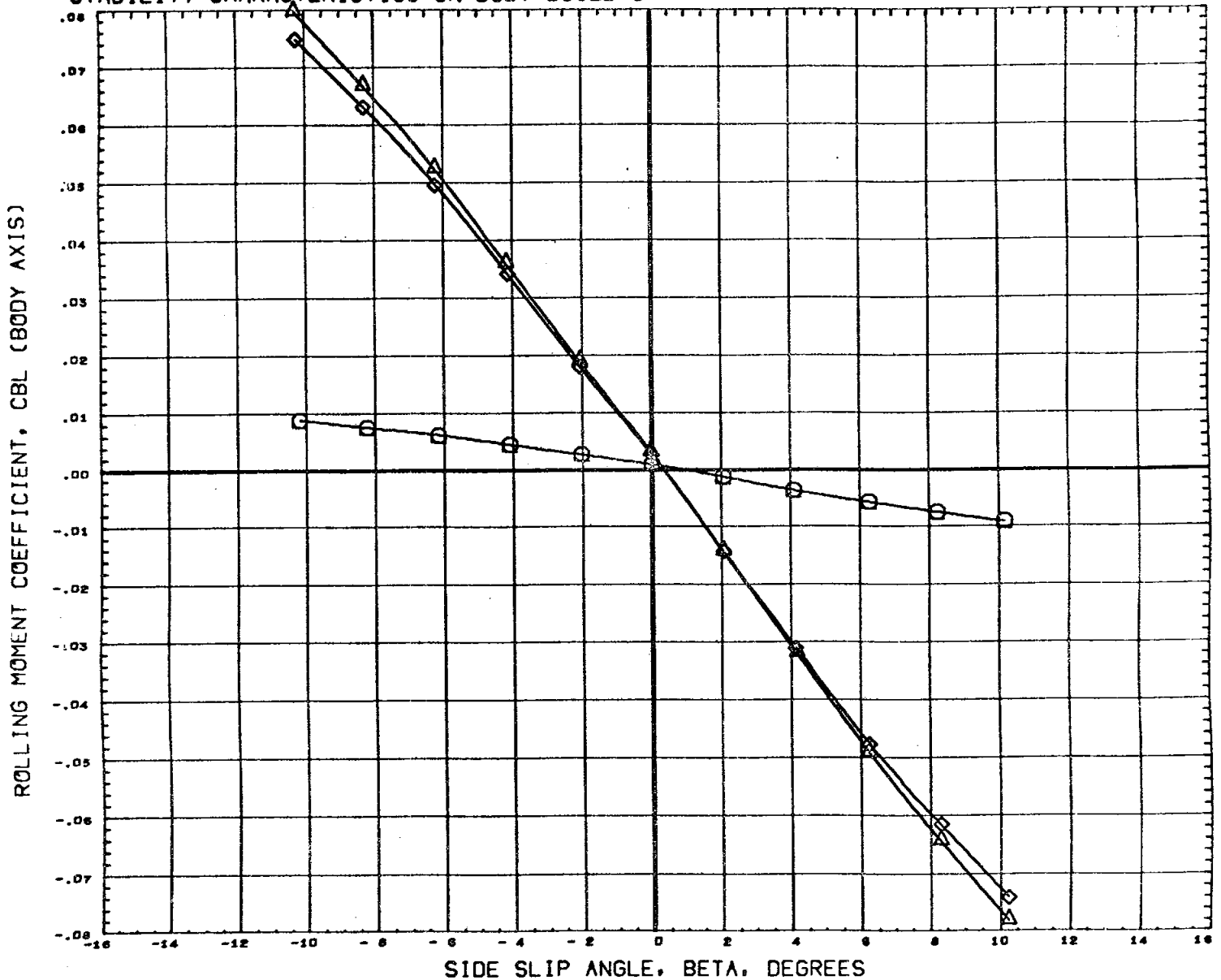
STABILITY CHARACTERISTICS ON BODY BUILD-UP



DATA SET SYMBOL	CONFIGURATION DESCRIPTION	PHI	ORBINC	RUDDER	AILRON	REFERENCE INFORMATION
(C77005)	M556 (IA1) NAR ATP BL LV (T3) (S1)	80.000				SREF 7.4190 SQ. IN.
(C77007)	M556 (IA1) NAR ATP BL LV (O1) (T3) (S1)	80.000	0.000	0.000	0.000	LREF 5.3120 IN.
(C77009)	M556 (IA1) NAR ATP BL LV (O2) (T3) (S1)	80.000	0.000	0.000	0.000	BREF 5.3120 IN. XMRP 4.6200 IN. YMRP 0.0000 IN. ZMRP 0.0000 IN. SCALE 0.0040

MACH .90

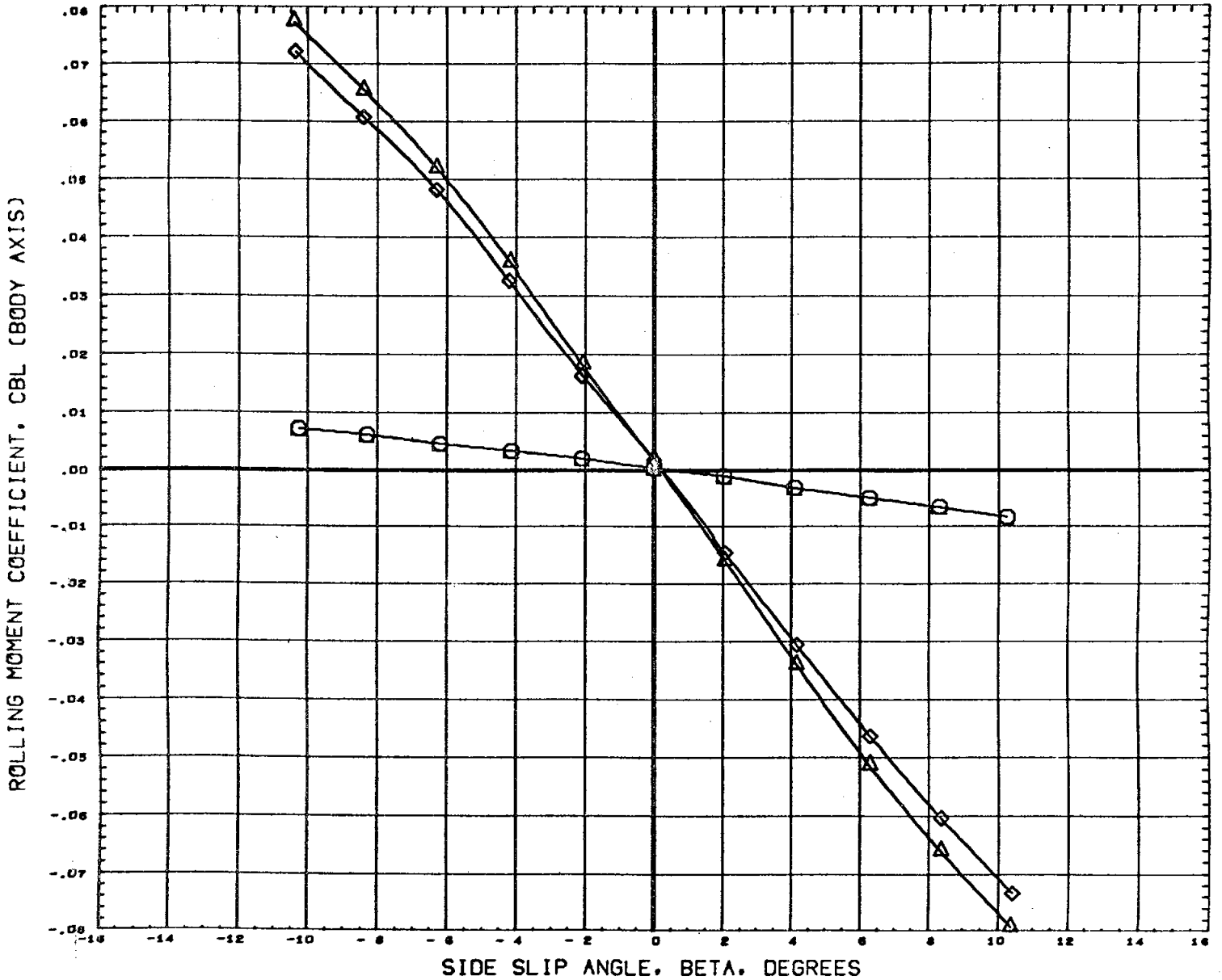
STABILITY CHARACTERISTICS ON BODY BUILD-UP



DATA SET SYMBOL	CONFIGURATION DESCRIPTION	PHI	ORBINC	RUDDER	AILRON	REFERENCE INFORMATION
(C77003)	M556 (IA1) NAR ATP BL LV (T3) (S1)	60.000	0.000	0.000	0.000	SREF 7.4190 sq. IN.
(C77007)	M556 (IA1) NAR ATP BL LV (O1) (T3) (S1)	60.000	0.000	0.000	0.000	LREF 5.3120 IN.
(C77009)	M556 (IA1) NAR ATP BL LV (O2) (T3) (S1)	60.000	0.000	0.000	0.000	BREF 5.3120 IN.
						XMRP 4.8200 IN.
						YMRP 0.0000 IN.
						ZMRP 0.0000 IN.
						SCALE 0.0040

MACH 1.00

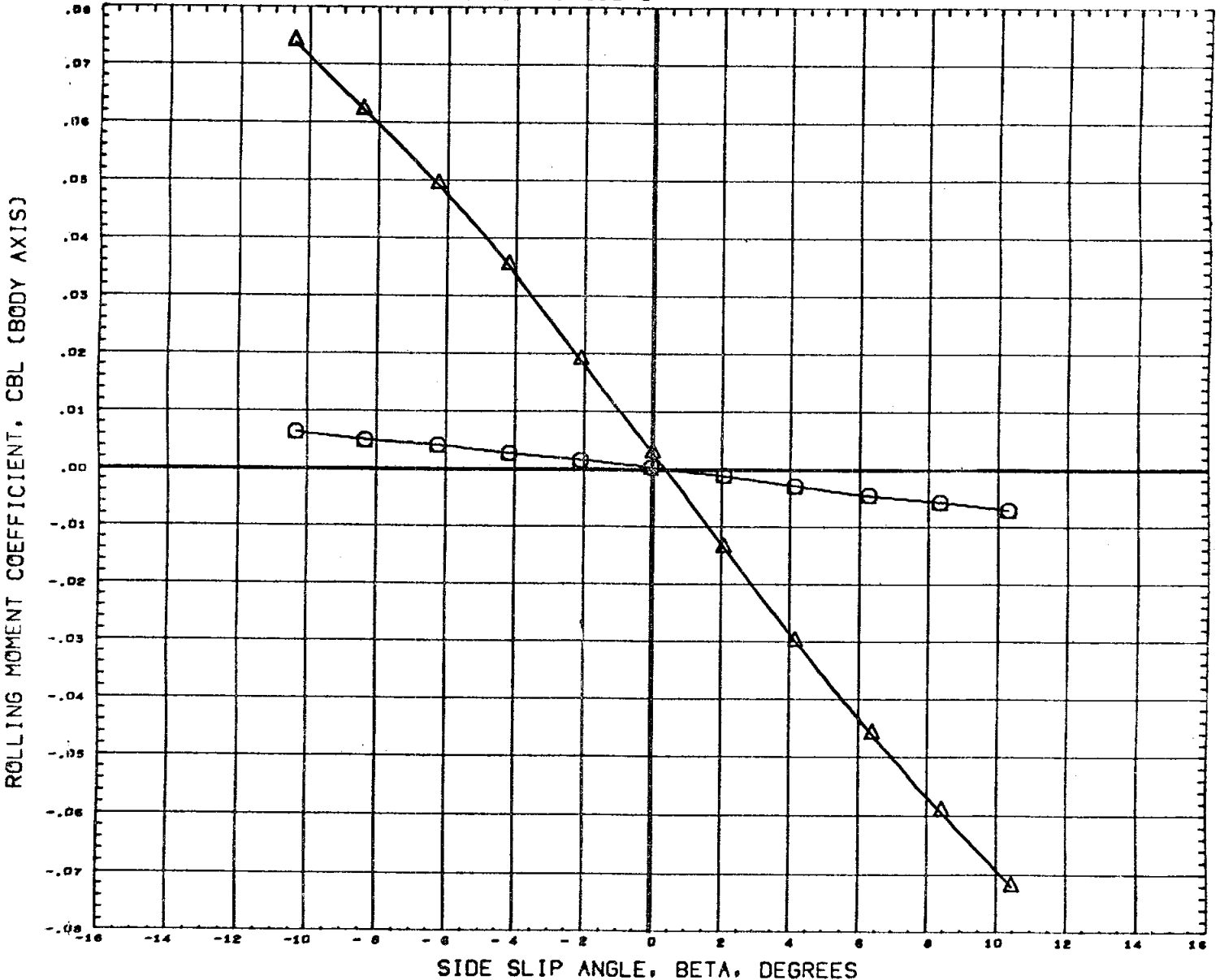
STABILITY CHARACTERISTICS ON BODY BUILD-UP



DATA SET SYMBOL	CONFIGURATION DESCRIPTION	PHI	ORBINC	RUDDER	AILRON	REFERENCE INFORMATION
(C77003)	M556 (IA1) NAR ATP BL LV (T3) (S1)	80.000				SREF 7.4190 sq. in.
(C77007)	M556 (IA1) NAR ATP BL LV (O1) (T3) (S1)	80.000	0.000	0.000	0.000	LREF 5.3120 in.
(C77009)	M556 (IA1) NAR ATP BL LV (O2) (T3) (S1)	80.000	0.000	0.000	0.000	BREF 5.3120 in. XMRP 4.8200 in. YMRP 0.0000 in. ZMRP 0.0000 in. SCALE 0.0040

MACH 1.20

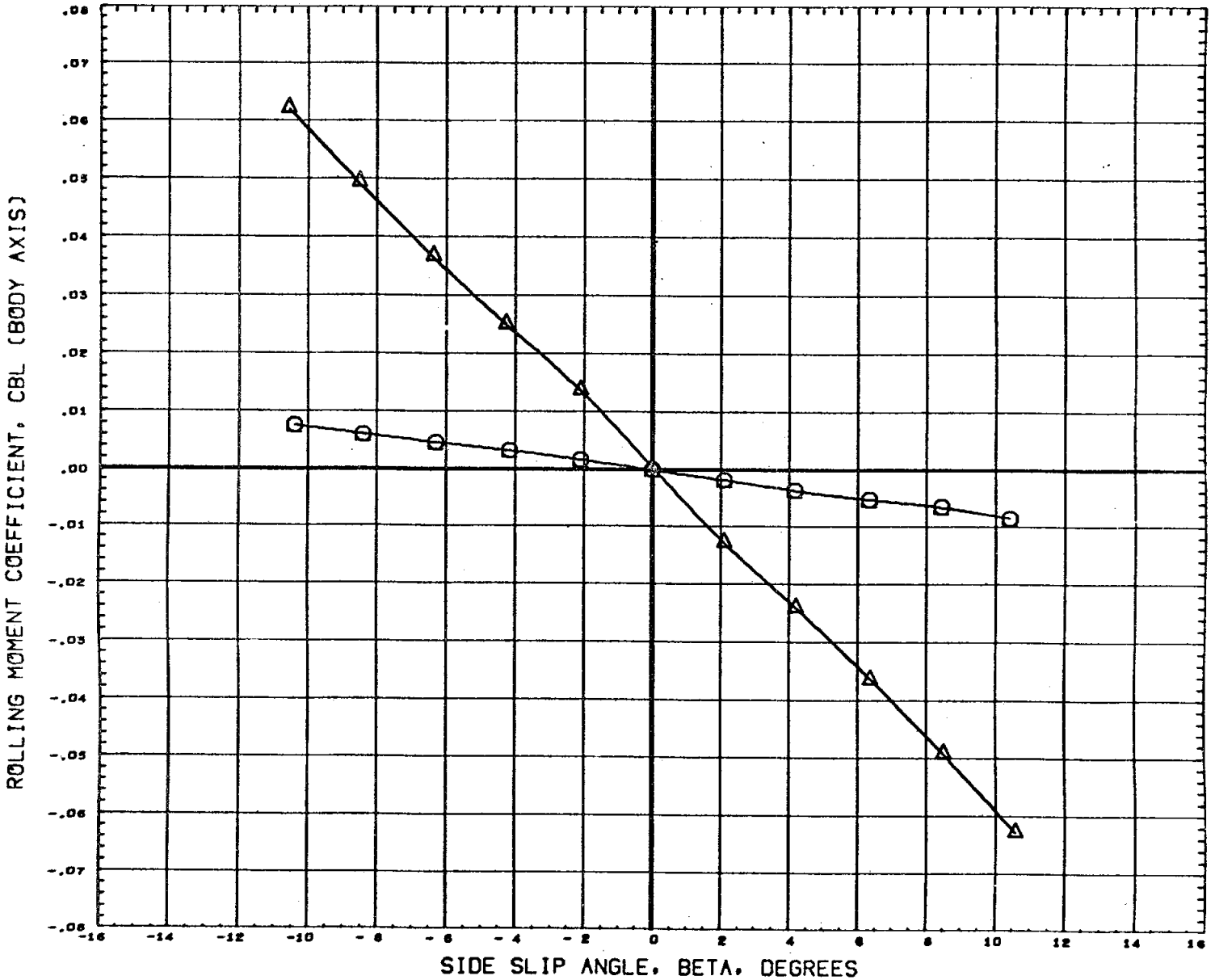
STABILITY CHARACTERISTICS ON BODY BUILD-UP



DATA SET SYMBOL	CONFIGURATION DESCRIPTION	PHI	ORBINC	RUDDER	AILRON	REFERENCE INFORMATION
(C77003)	M556 (IA1) NAR ATP BL LV (T3) (S1)	00.000				SREF 7.4190 90 IN.
(C77007)	M556 (IA1) NAR ATP BL LV (O1) (T3) (S1)	00.000	0.000	0.000	0.000	LREF 5.3120 IN.
(C77009)	DATA NOT AVAILABLE FOR ALL CONDITIONS	00.000	0.000	0.000	0.000	BREF 5.3120 IN.
						XMRP 4.6200 IN.
						YMRP 0.0000 IN.
						ZMRP 0.0000 IN.
						SCALE 0.0040

MACH 1.46

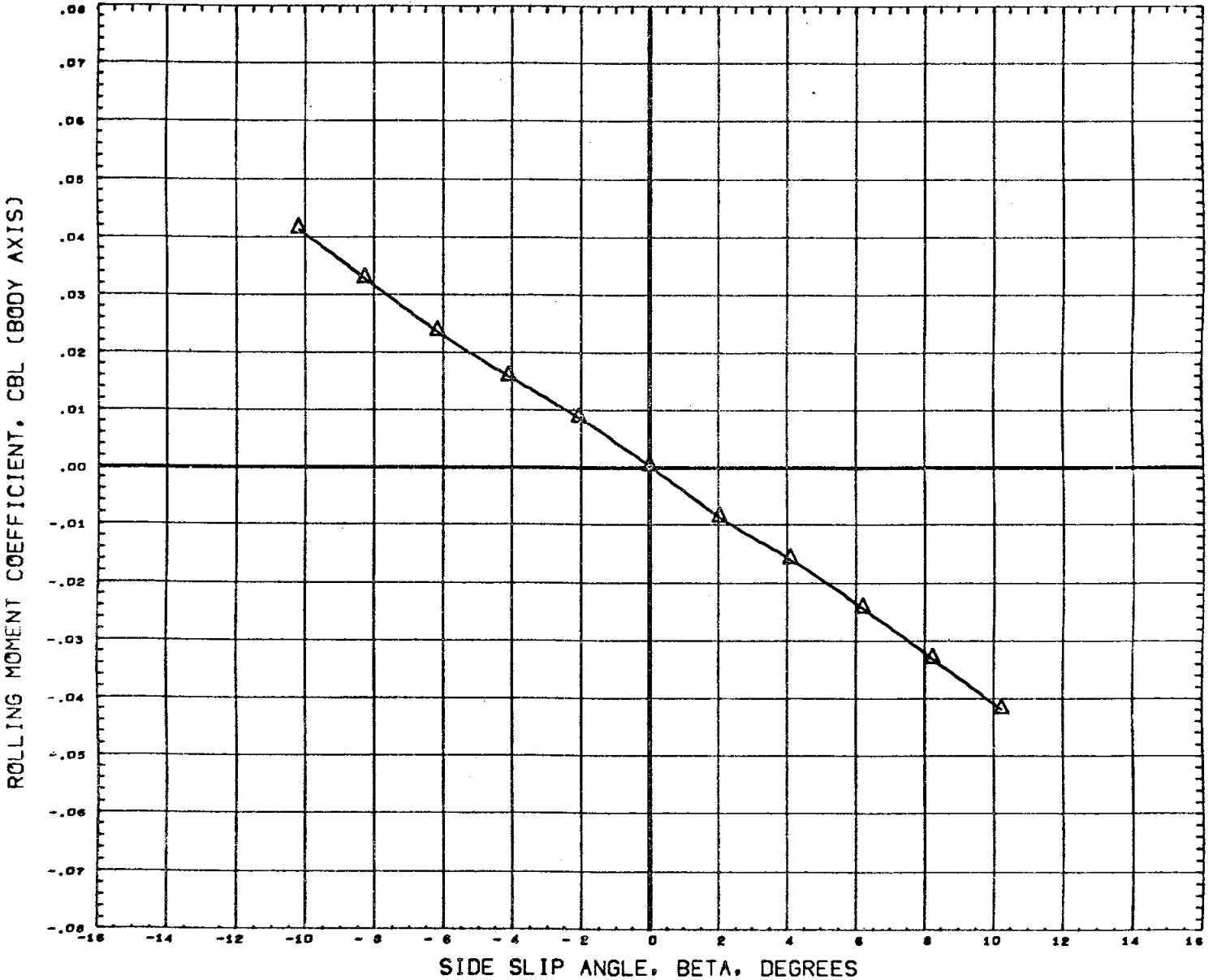
STABILITY CHARACTERISTICS ON BODY BUILD-UP



DATA SET SYMBOL	CONFIGURATION DESCRIPTION	PHI	ORBINC	RUDDER	AILRON	REFERENCE INFORMATION
(C77003)	M556 (IA1) NAR ATP BL LV (T3) (S1)	80.000				SREF 7.4190 SG. IN.
(C77007)	M556 (IA1) NAR ATP BL LV (O1) (T3) (S1)	80.000	0.000	0.000	0.000	LREF 5.3120 IN.
(C77009)	DATA NOT AVAILABLE FOR ALL CONDITIONS	80.000	0.000	0.000	0.000	BREF 5.3120 IN.
						XMRP 4.8200 IN.
						YMRP 0.0000 IN.
						ZMRP 0.0000 IN.
						SCALE 0.0040

MACH 1.97

STABILITY CHARACTERISTICS ON BODY BUILD-UP

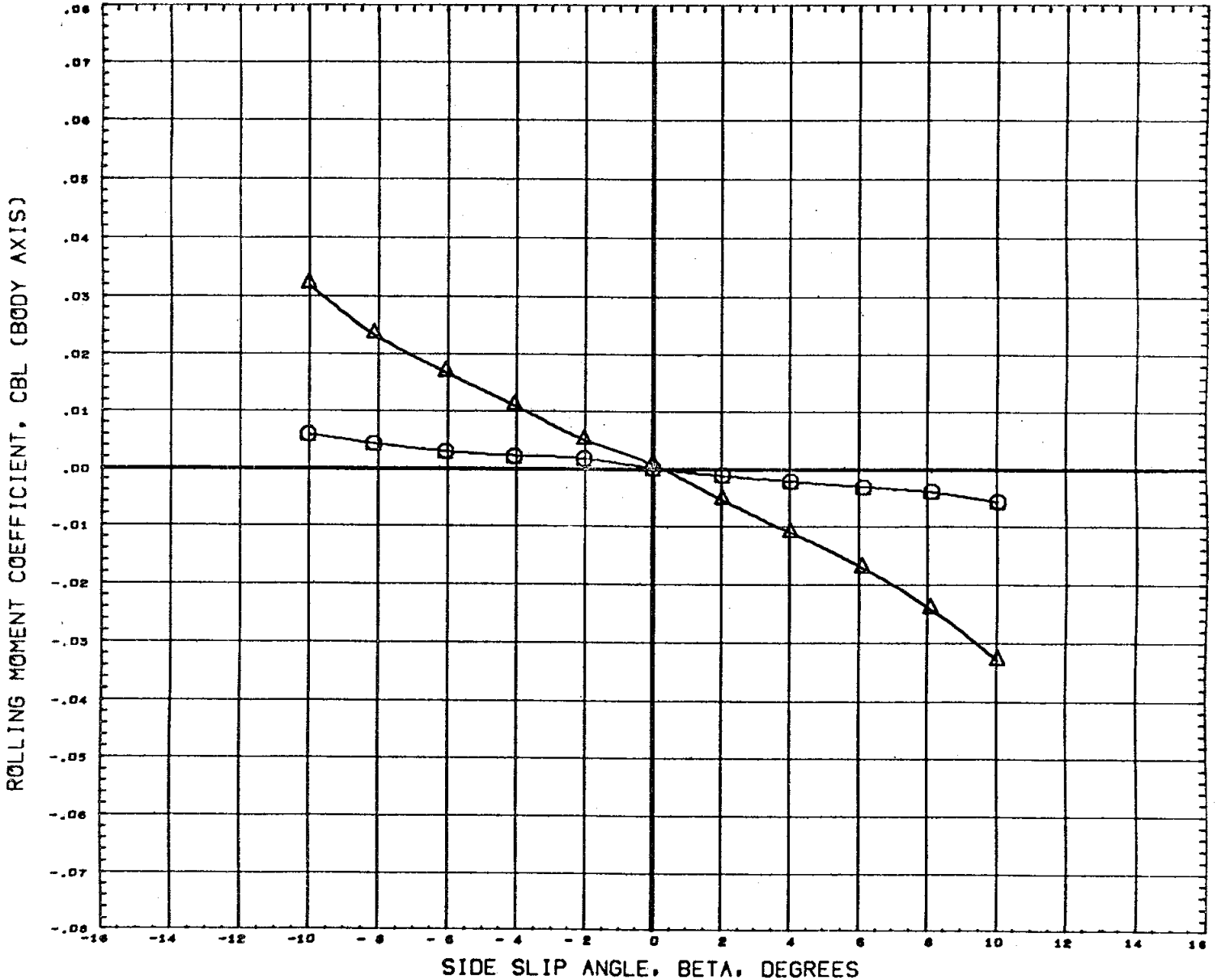


DATA SET SYMBOL	CONFIGURATION DESCRIPTION	PHI	ORBINC	RUDDER	AILRON	REFERENCE INFORMATION
(C77003)	DATA NOT AVAILABLE FOR ALL CONDITIONS	80.000				SREF 7.4190 sq. IN.
(C77007)	M556 (IA1) NAR ATP BL LV (O1) (T3) (S1)	80.000	0.000	0.000	0.000	LREF 5.3120 IN.
(C77009)	DATA NOT AVAILABLE FOR ALL CONDITIONS	80.000	0.000	0.000	0.000	BREF 5.3120 IN.
						XMRP 4.6200 IN.
						YMRP 0.0000 IN.
						ZMRP 0.0000 IN.
						SCALE 0.0040

MACH 2.99

PAGE 162

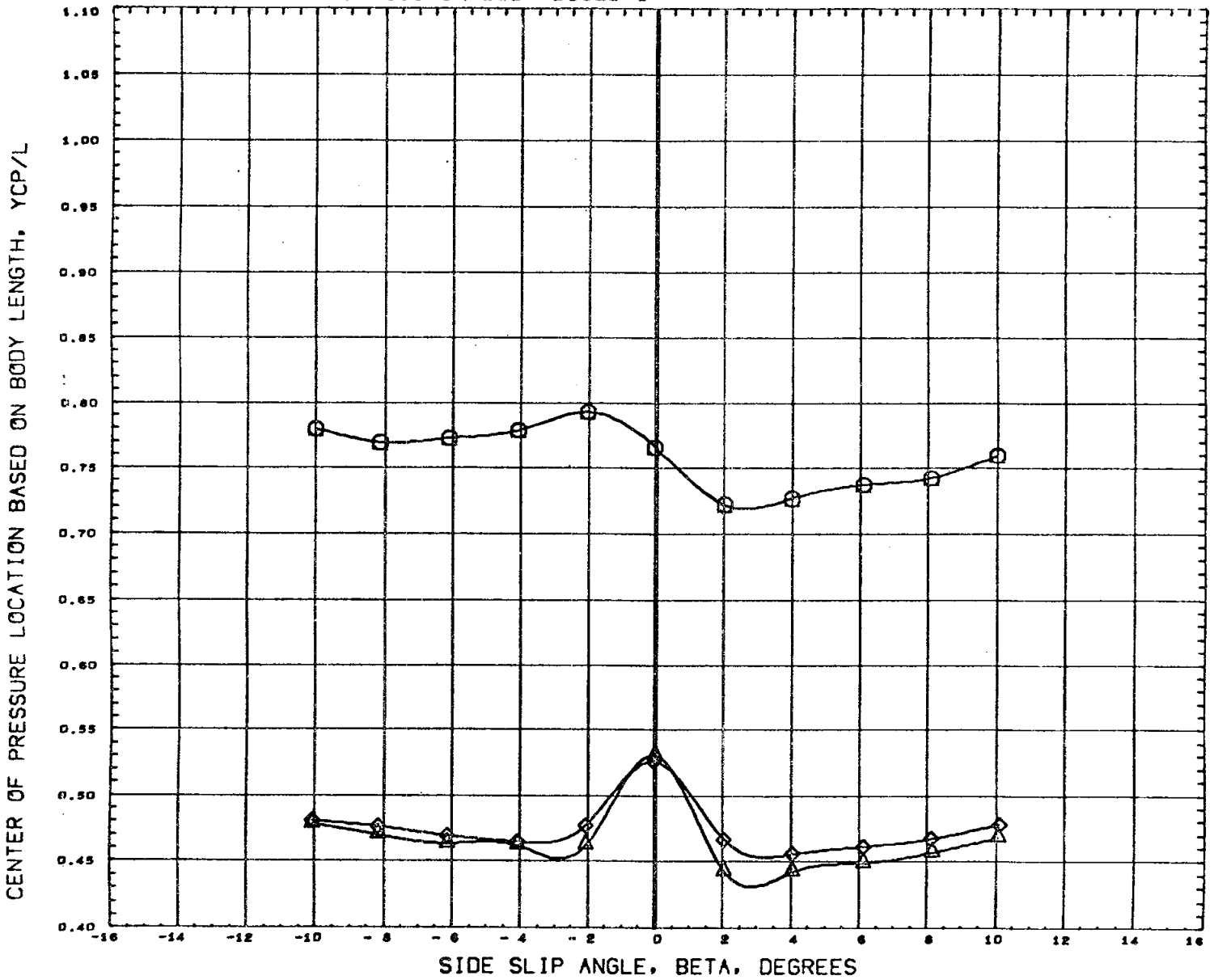
STABILITY CHARACTERISTICS ON BODY BUILD-UP



DATA SET SYMBOL	CONFIGURATION DESCRIPTION	PHI	ORBINC	RUDDER	AILRON	REFERENCE INFORMATION
(C77003)	M556 (IA1) NAR ATP BL LV (T3) (S1)	80.000				SREF 7.4190 SQ. IN.
(C77007)	M556 (IA1) NAR ATP BL LV (O1) (T3) (S1)	80.000	0.000	0.000	0.000	LREF 5.3120 IN.
(C77009)	DATA NOT AVAILABLE FOR ALL CONDITIONS	80.000	0.000	0.000	0.000	BREF 5.3120 IN. XMRP 4.8200 IN. YMRP 0.0000 IN. ZMRP 0.0000 IN. SCALE 0.0040

MACH 4.96

STABILITY CHARACTERISTICS ON BODY BUILD-UP

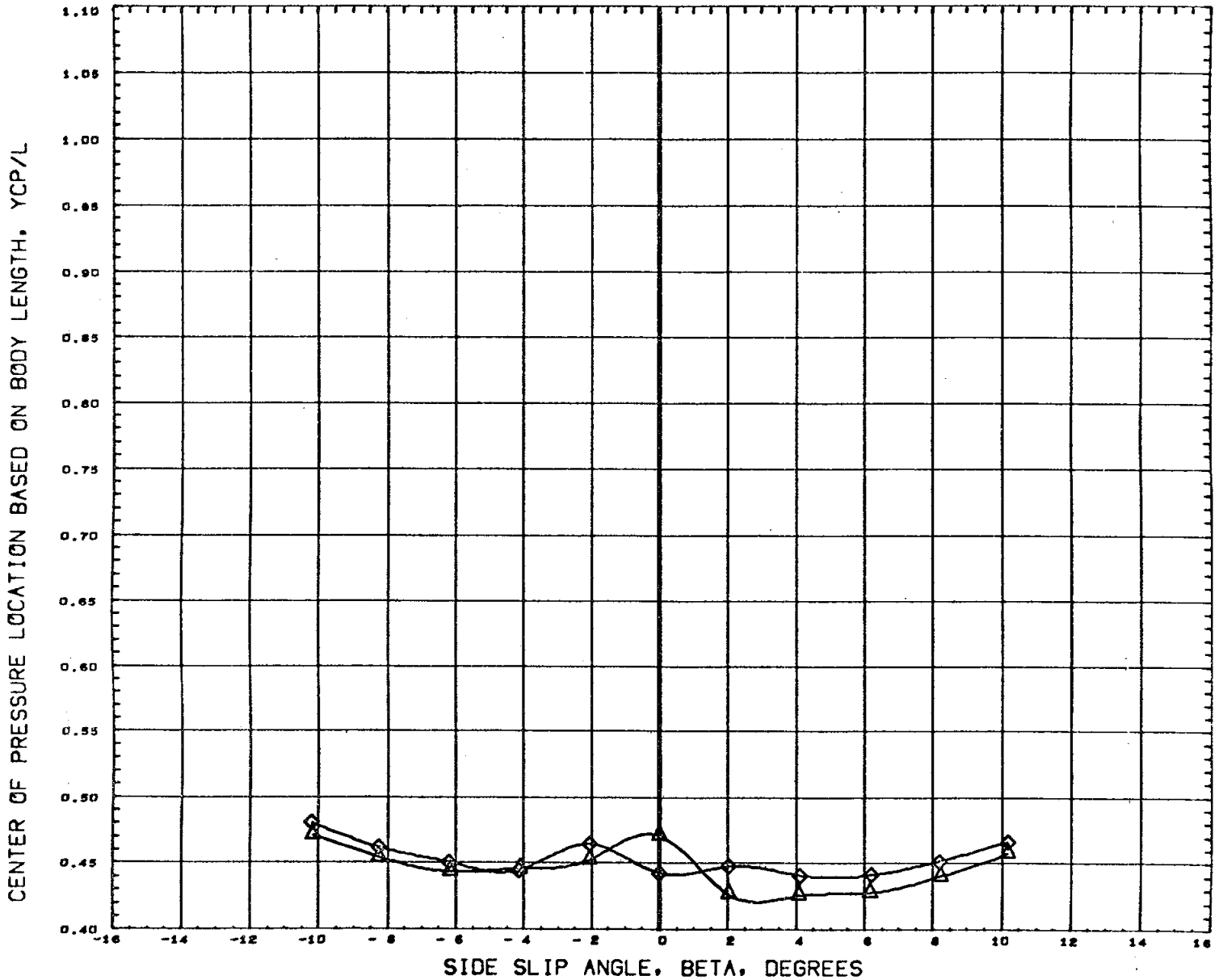


DATA SET SYMBOL	CONFIGURATION DESCRIPTION	PHI	ORBINC	RUDDER	AILRON	REFERENCE INFORMATION
(C77003)	M556 (IA1) NAR ATP BL LV (T3) (S1)	80.000				SREF 7.4190 30. IN.
(C77007)	M556 (IA1) NAR ATP BL LV (O1) (T3) (S1)	80.000	0.000	0.000	0.000	LREF 5.3120 IN.
(C77009)	M556 (IA1) NAR ATP BL LV (O2) (T3) (S1)	80.000	0.000	0.000	0.000	BREF 5.3120 IN.
						XMRP 4.6200 IN.
						YMRP 0.0000 IN.
						ZMRP 0.0000 IN.
						SCALE 0.0040

MACH .60

PAGE 164

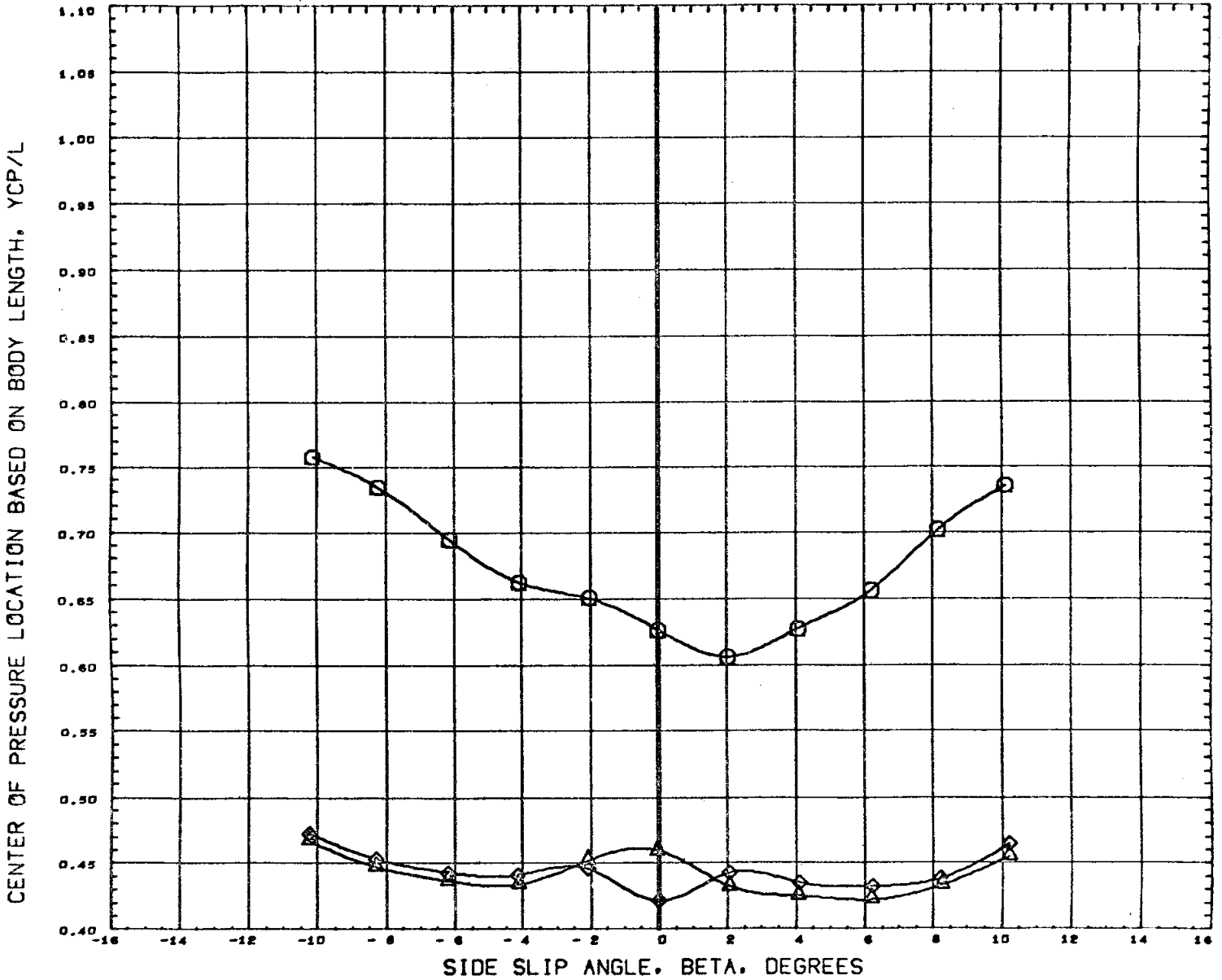
STABILITY CHARACTERISTICS ON BODY BUILD-UP



DATA SET SYMBOL	CONFIGURATION DESCRIPTION	PHI	ORBINC	RUDDER	AILRON	REFERENCE INFORMATION
(C77003)	DATA NOT AVAILABLE FOR ALL CONDITIONS	80.000				SREF 7.4190 SQ. IN.
(C77007)	M556 (IA1) NAR ATP BL LV (O1) (T3) (S1)	80.000	0.000	0.000	0.000	LREF 5.3120 IN.
(C77009)	M556 (IA1) NAR ATP BL LV (O2) (T3) (S1)	80.000	0.000	0.000	0.000	BREF 5.3120 IN. XMRP 4.6200 IN. YMRP 0.0000 IN. ZMRP 0.0000 IN. SCALE 0.0040

MACH .80

STABILITY CHARACTERISTICS ON BODY BUILD-UP

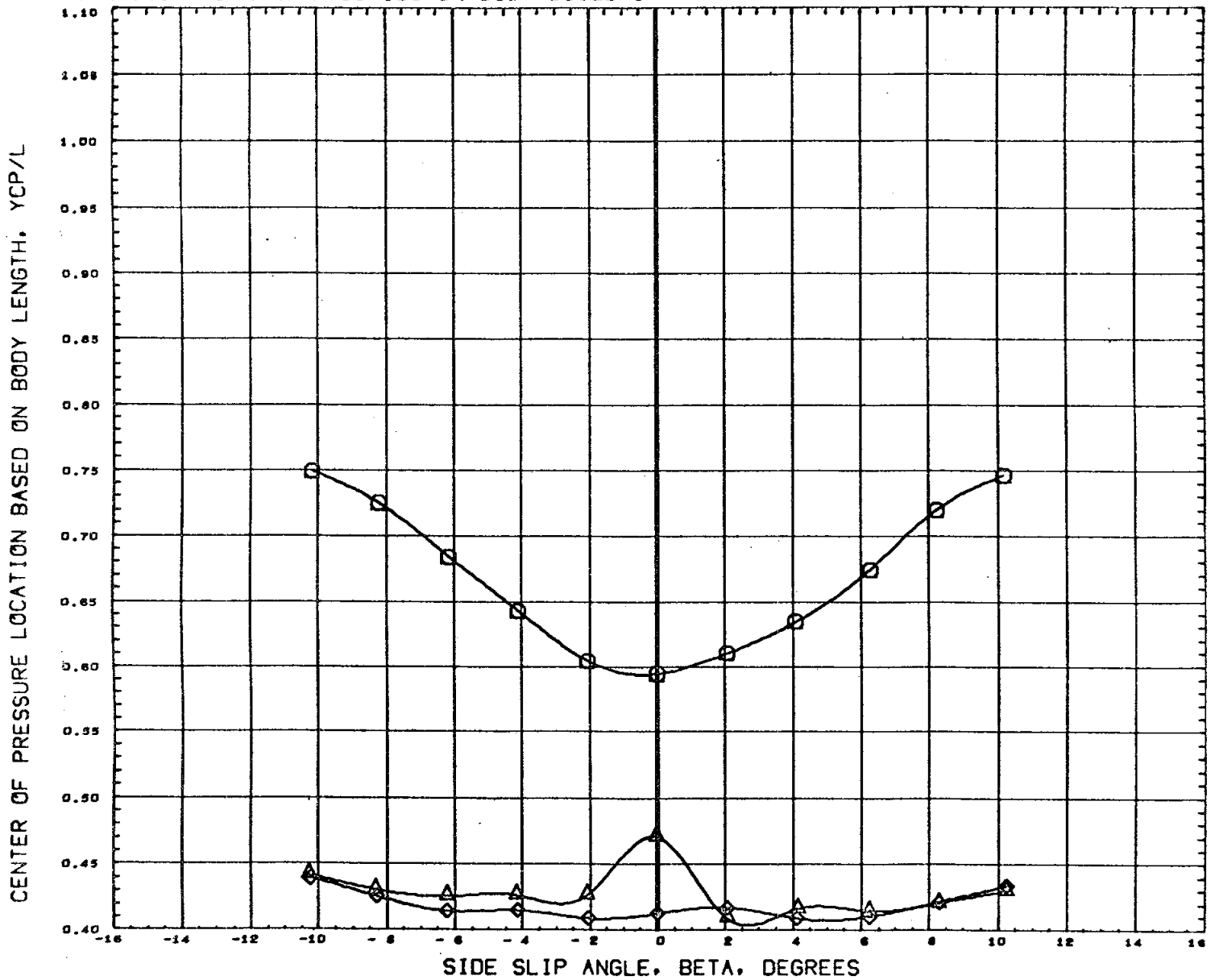


DATA SET SYMBOL	CONFIGURATION DESCRIPTION	PHI	ORBINC	RUDDER	AILRON	REFERENCE INFORMATION
(C77003)	M556(IA1) NAR ATP BL LV (T3) (S1)	80.000				SREF 7.4190 SQ. IN.
(C77007)	M556(IA1) NAR ATP BL LV (O1) (T3) (S1)	80.000	0.000	0.000	0.000	LREF 9.3120 IN.
(C77009)	M556(IA1) NAR ATP BL LV (O2) (T3) (S1)	80.000	0.000	0.000	0.000	BREF 9.3120 IN.
						XHRP 4.8200 IN.
						YHRP 0.0000 IN.
						ZHRP 0.0000 IN.
						SCALE 0.0040

MACH .90

PAGE 166

STABILITY CHARACTERISTICS ON BODY BUILD-UP

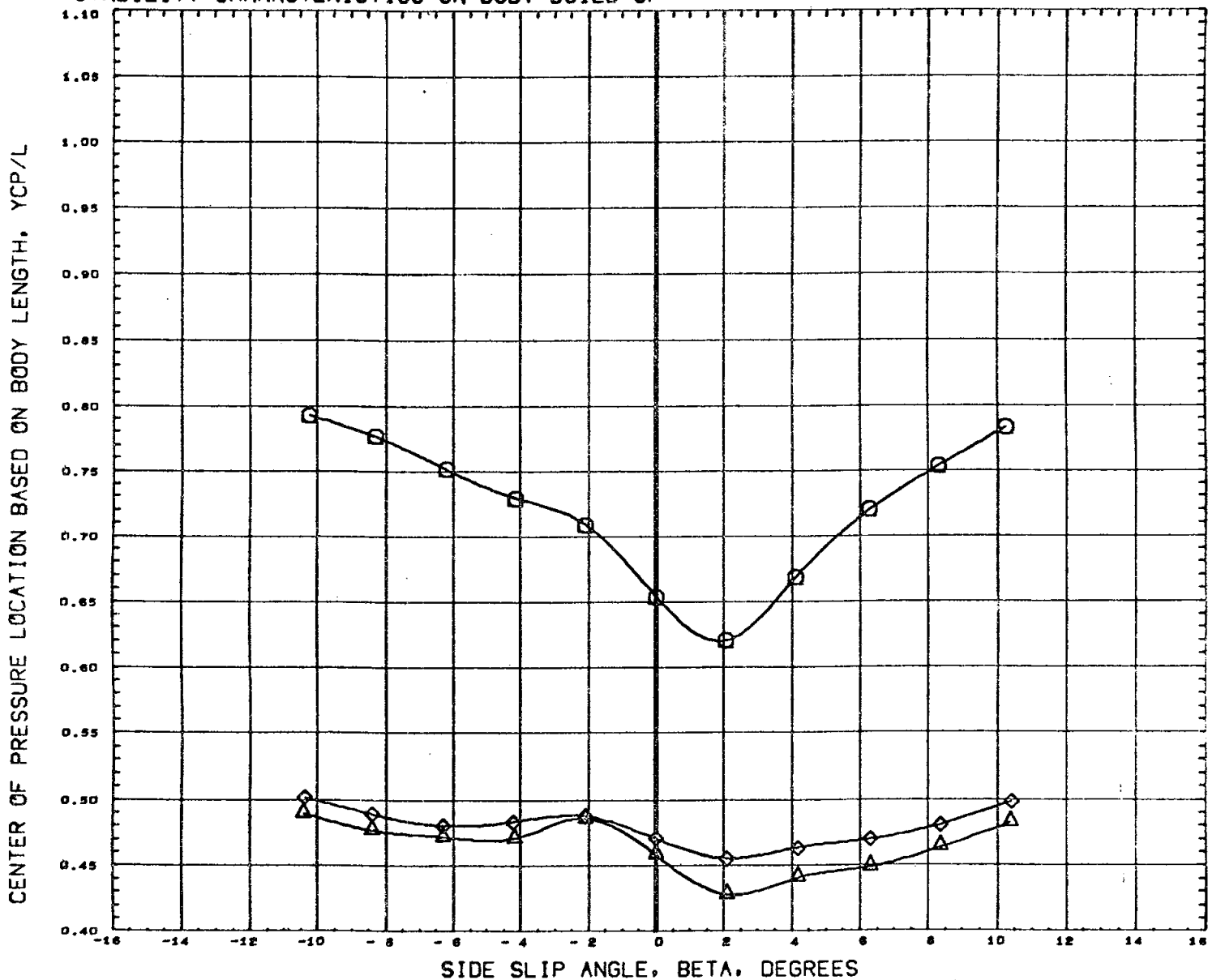


DATA SET SYMBOL	CONFIGURATION DESCRIPTION	PHI	ORBINC	RUDDER	AILRON	REFERENCE INFORMATION
(C77003)	M556 (IA1) NAR ATP BL LV (T3) (S1)	80.000				SREF 7.4190 SQ. IN.
(C77007)	M556 (IA1) NAR ATP BL LV (O1) (T3) (S1)	80.000	0.000	0.000	0.000	LREF 5.3120 IN.
(C77009)	M556 (IA1) NAR ATP BL LV (O2) (T3) (S1)	80.000	0.000	0.000	0.000	BREF 5.3120 IN. XMRP 4.8200 IN. YMRP 0.0000 IN. ZMRP 0.0000 IN. SCALE 0.0040

MACH 1.00

PAGE 167

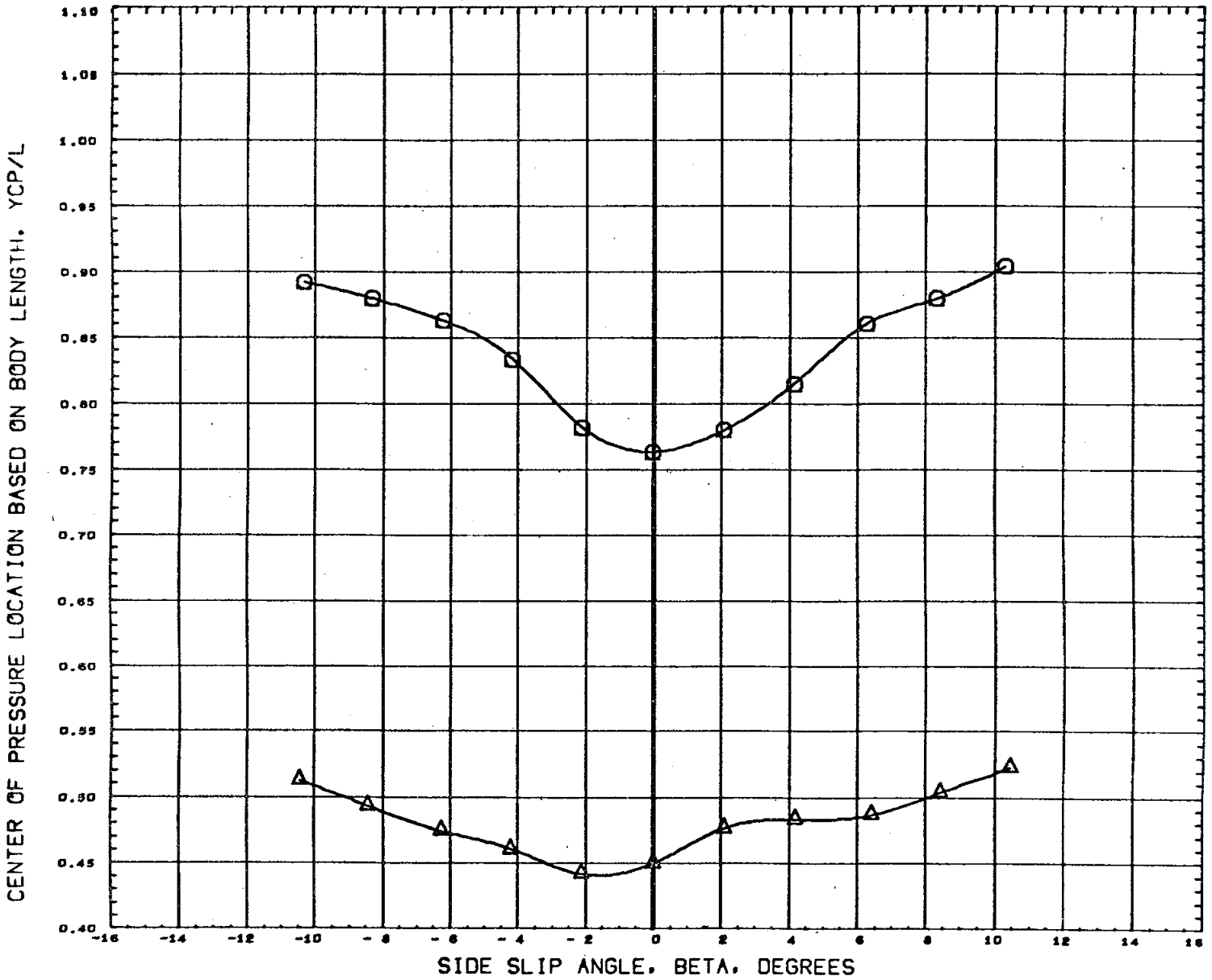
STABILITY CHARACTERISTICS ON BODY BUILD-UP



DATA SET SYMBOL	CONFIGURATION DESCRIPTION	PHI	ORBINC	RUDDER	AILRON	REFERENCE INFORMATION
(C77003)	M556 (IA1) NAR ATP BL LV (T3) (S1)	80.000				SREF 7.4190 sq. IN.
(C77007)	M556 (IA1) NAR ATP BL LV (O1) (T3) (S1)	80.000	0.000	0.000	0.000	LREF 5.3120 IN.
(C77009)	M556 (IA1) NAR ATP BL LV (O2) (T3) (S1)	80.000	0.000	0.000	0.000	BREF 5.3120 IN. XMRP 4.6200 IN. YMRP 0.0000 IN. ZMRP 0.0000 IN. SCALE 0.0040

MACH 1.20

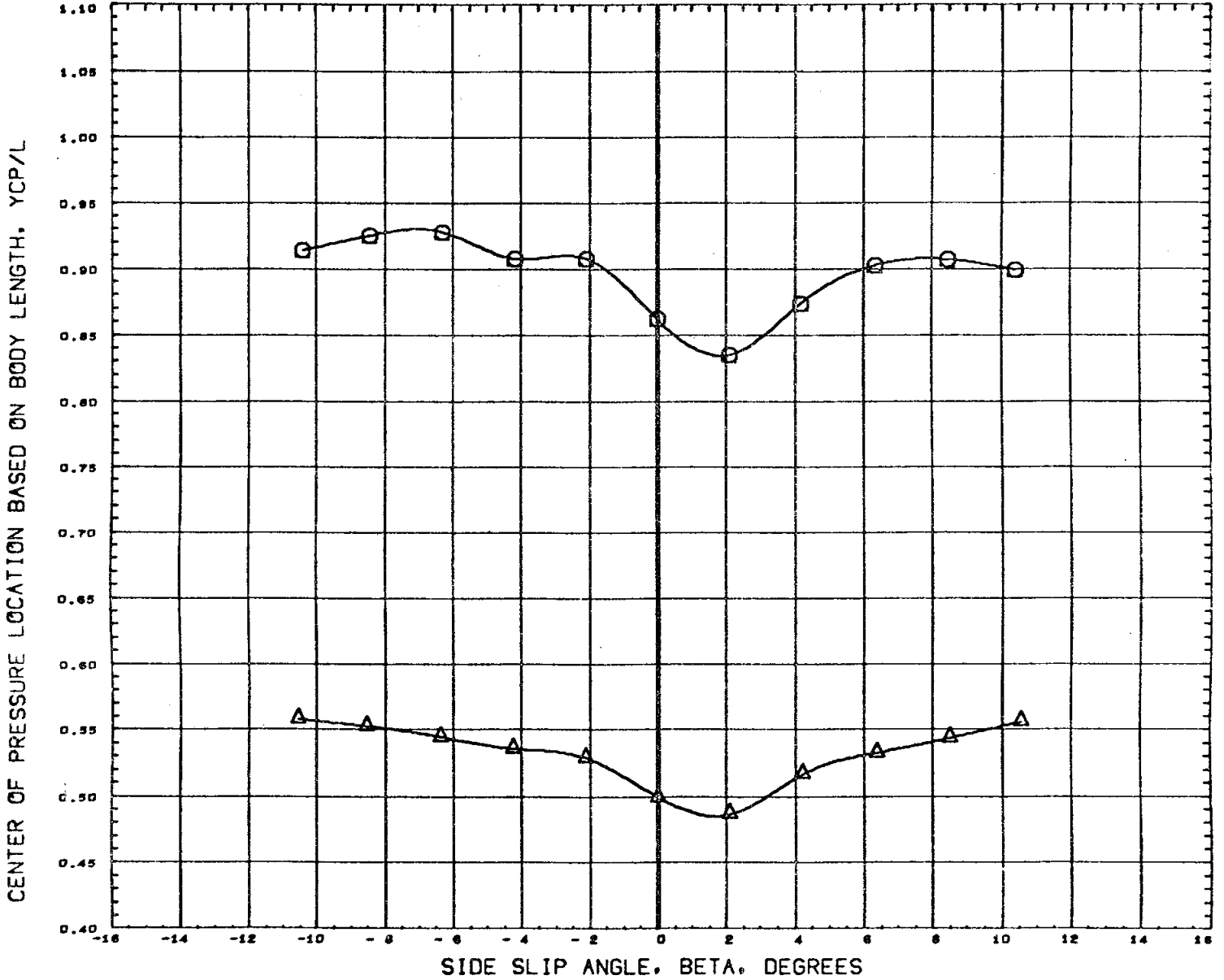
STABILITY CHARACTERISTICS ON BODY BUILD-UP



DATA SET SYMBOL	CONFIGURATION DESCRIPTION	PHI	ORBINC	RUDDER	AILRON	REFERENCE INFORMATION
(C77003)	M556 (IA1) NAR ATP BL LV (T3) (S1)	80.000				SREF 7.4190 sq. in.
(C77007)	M556 (IA1) NAR ATP BL LV (O1) (T3) (S1)	80.000	0.000	0.000	0.000	LREF 5.3120 in.
(C77009)	DATA NOT AVAILABLE FOR ALL CONDITIONS	80.000	0.000	0.000	0.000	BREF 5.3120 in. XMRP 4.6200 in. YMRP 0.0000 in. ZMRP 0.0000 in. SCALE 0.0040

MACH 1.46

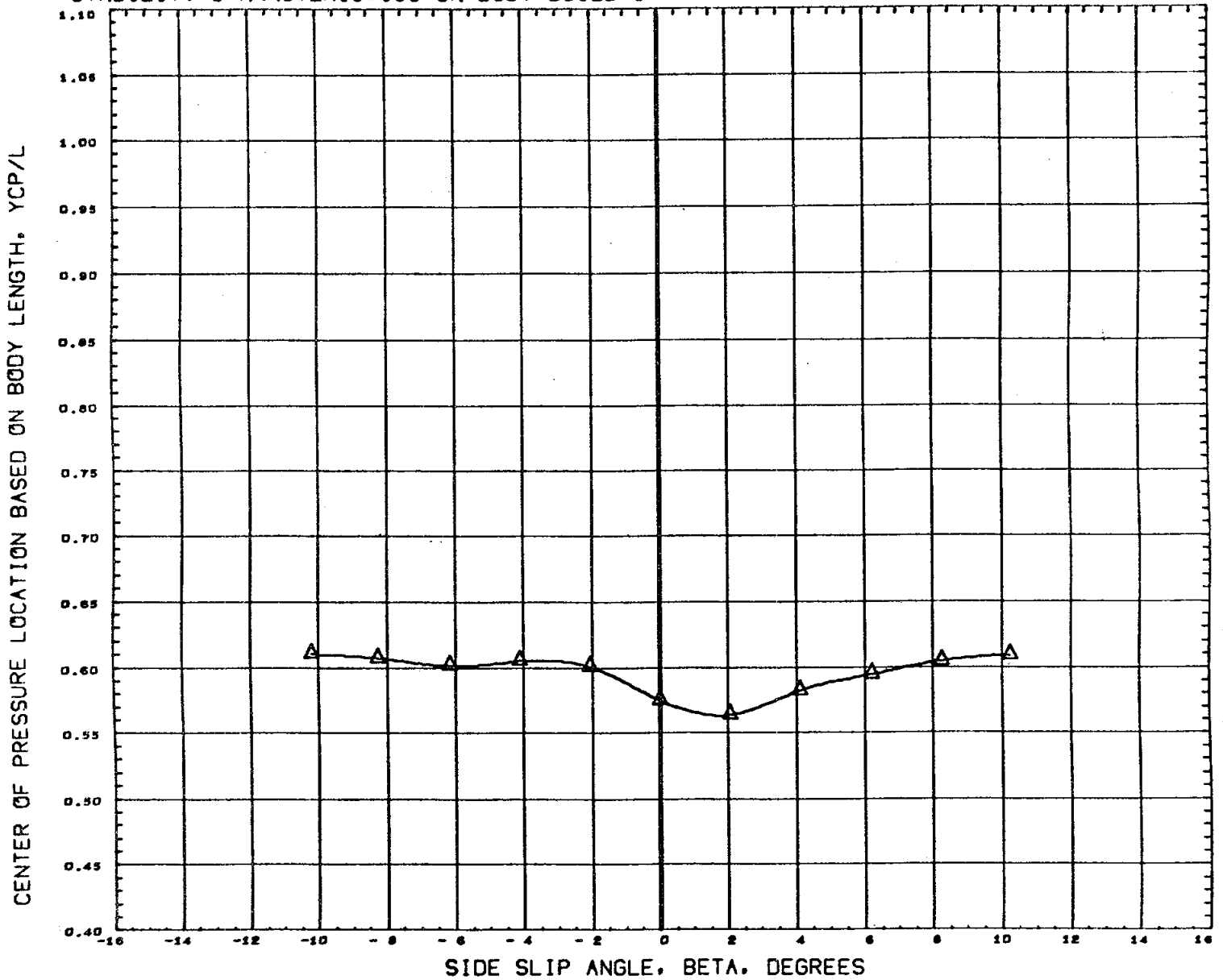
STABILITY CHARACTERISTICS ON BODY BUILD-UP



DATA SET SYMBOL	CONFIGURATION DESCRIPTION	PHI	ORBINC	RUDDER	AILRON	REFERENCE INFORMATION
(C77005)	M556 (IA1) NAR ATP BL LV (T3) (S1)	80.000				SREF 7.4190 SQ. IN.
(C77007)	M556 (IA1) NAR ATP BL LV (O1) (T3) (S1)	80.000	0.000	0.000	0.000	LREF 5.3120 IN.
(C77009)	DATA NOT AVAILABLE FOR ALL CONDITIONS	80.000	0.000	0.000	0.000	BREF 5.3120 IN.
						XMRP 4.8200 IN.
						YMRP 0.0000 IN.
						ZMRP 0.0000 IN.
						SCALE 0.0040

MACH 1.97

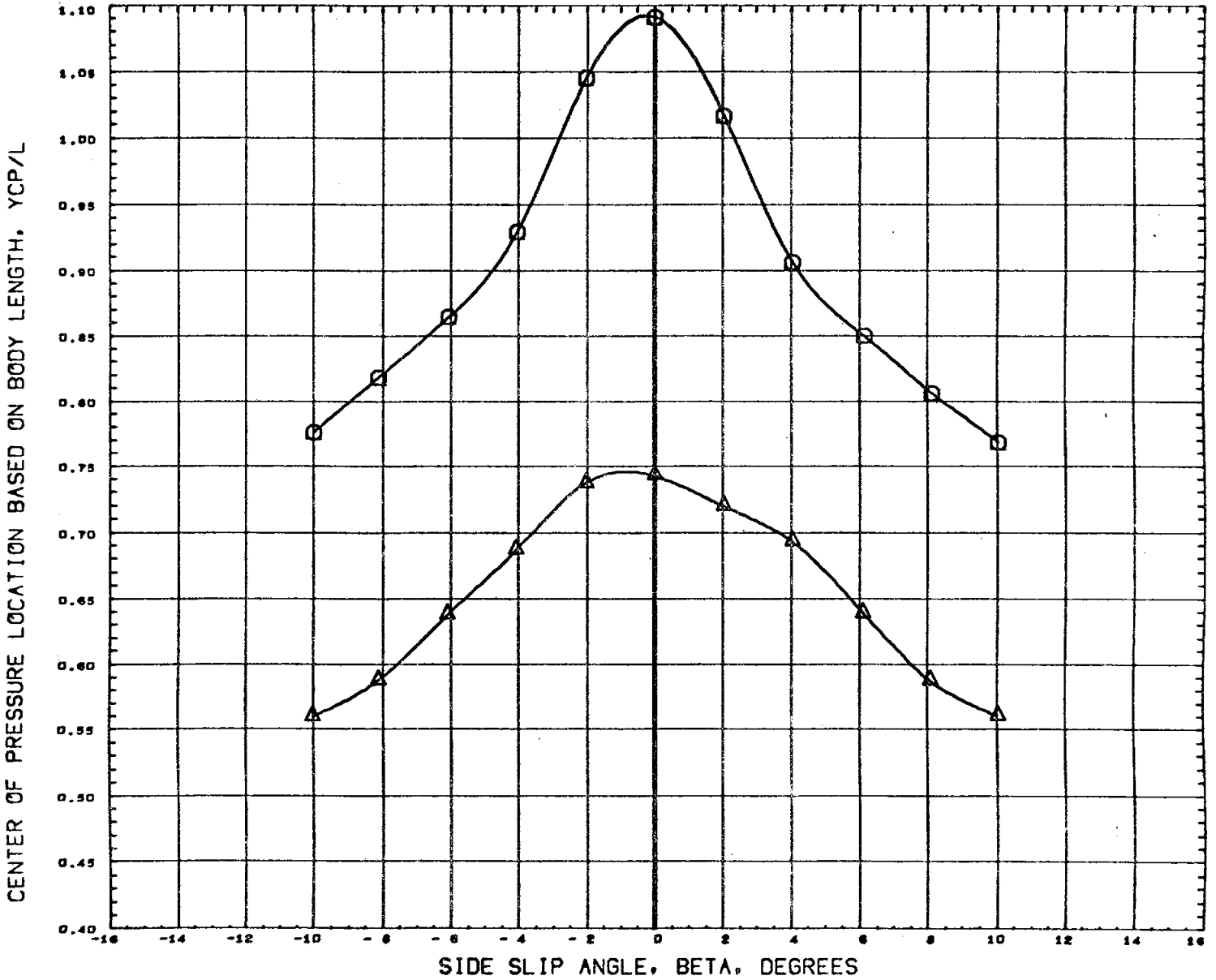
STABILITY CHARACTERISTICS ON BODY BUILD-UP



DATA SET SYMBOL	CONFIGURATION DESCRIPTION	PHI	ORBINC	RUDDER	AILRON	REFERENCE INFORMATION
(C77003)	DATA NOT AVAILABLE FOR ALL CONDITIONS	80.000				SREF 7.4190 36. IN.
(C77007)	M556 (IA1) NAR ATP BL LV (O1) (T3) (S1)	80.000	0.000	0.000	0.000	LREF 5.3120 IN.
(C77009)	DATA NOT AVAILABLE FOR ALL CONDITIONS	80.000	0.000	0.000	0.000	BREF 5.3120 IN.
						XMRP 4.6200 IN.
						YMRP 0.0000 IN.
						ZMRP 0.0000 IN.
						SCALE 0.0040

MACH 2.99

STABILITY CHARACTERISTICS ON BODY BUILD-UP

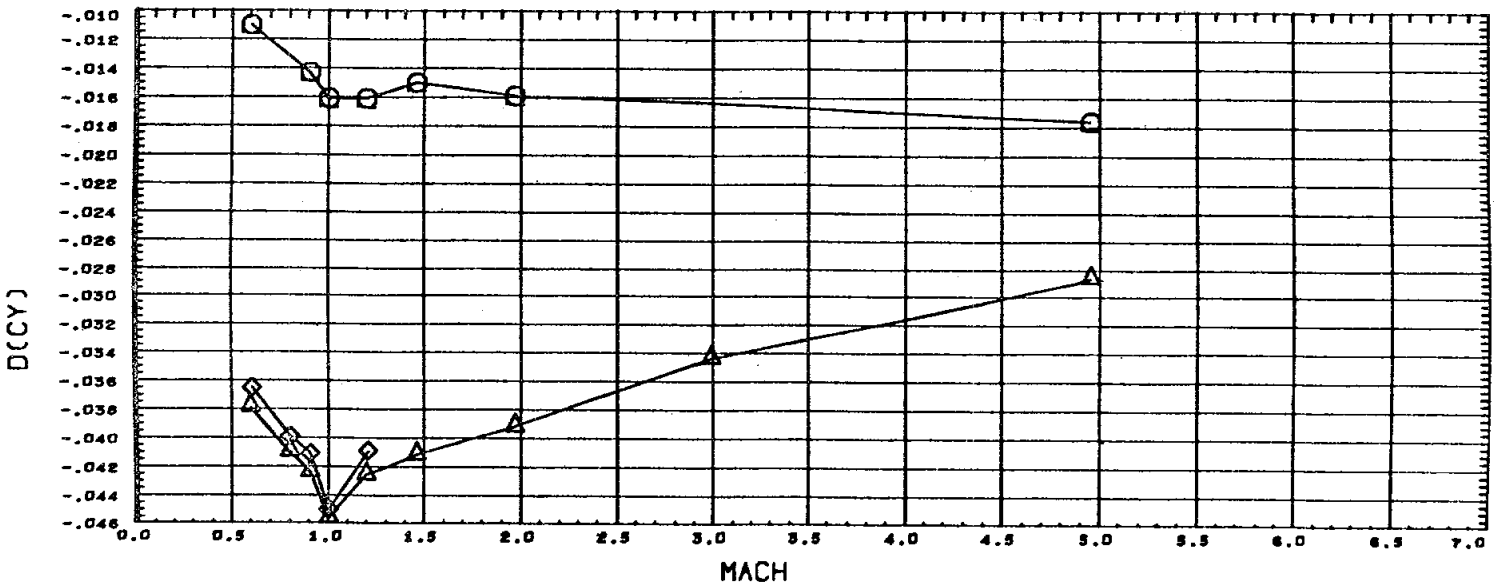
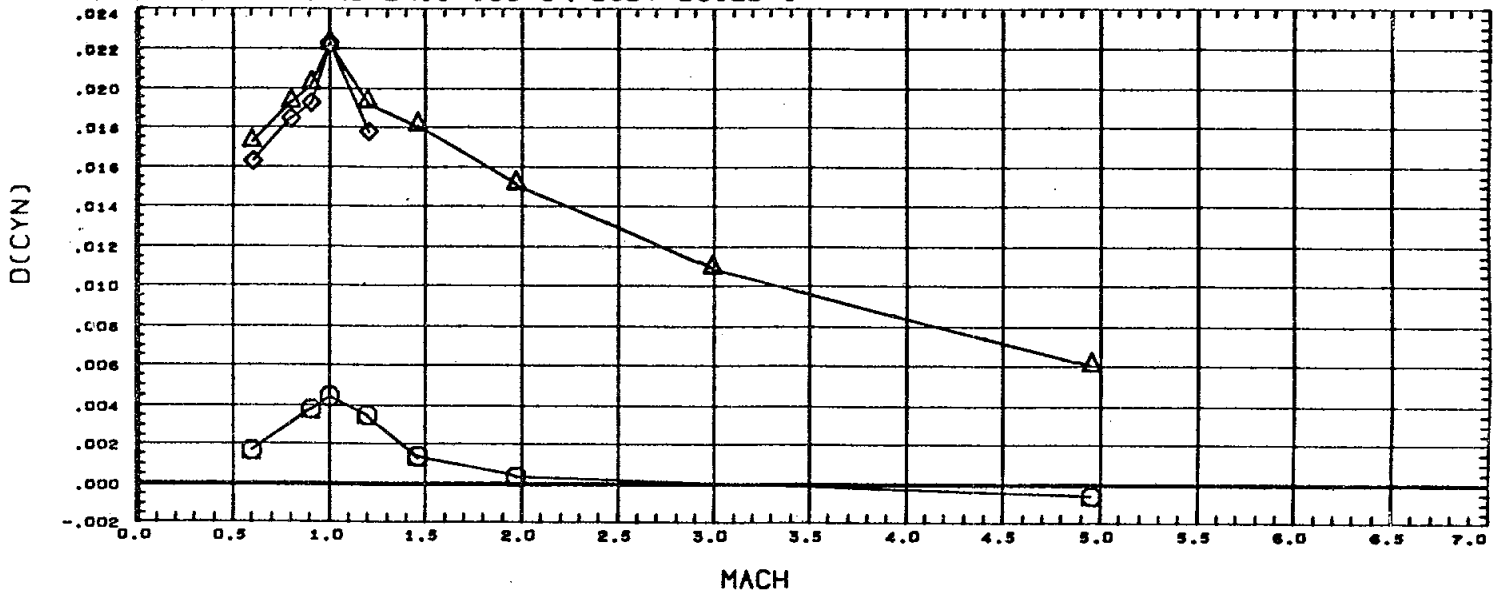


DATA SET SYMBOL	CONFIGURATION DESCRIPTION	PHI	ORBINC	RUDDER	AILRON	REFERENCE INFORMATION
(C77003)	M556 (IA1) NAR ATP BL LV (T3) (S1)	80.000				SREF 7.4190 39. IN.
(C77007)	M556 (IA1) NAR ATP BL LV (O1) (T3) (S1)	80.000	0.000	0.000	0.000	LREF 5.3120 IN.
(C77009)	DATA NOT AVAILABLE FOR ALL CONDITIONS	80.000	0.000	0.000	0.000	BREF 5.3120 IN.
						XMRP 4.8200 IN.
						YMRP 0.0000 IN.
						ZMRP 0.0000 IN.
						SCALE 0.0040

MACH 4.96

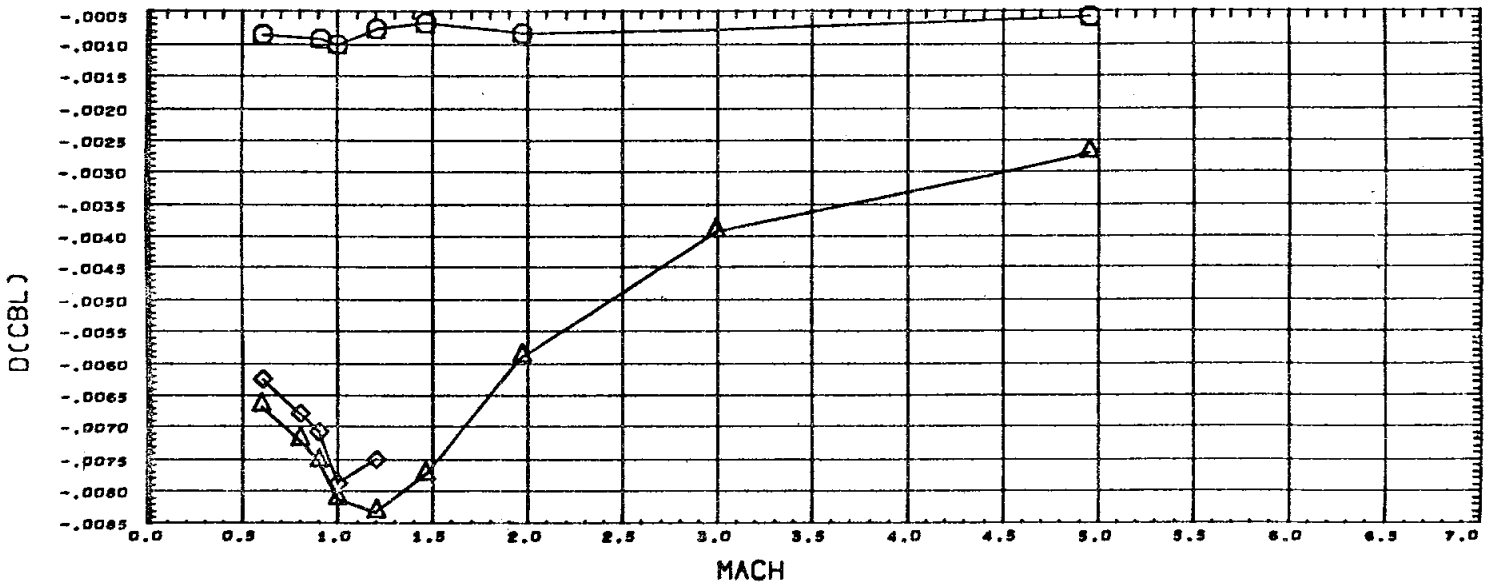
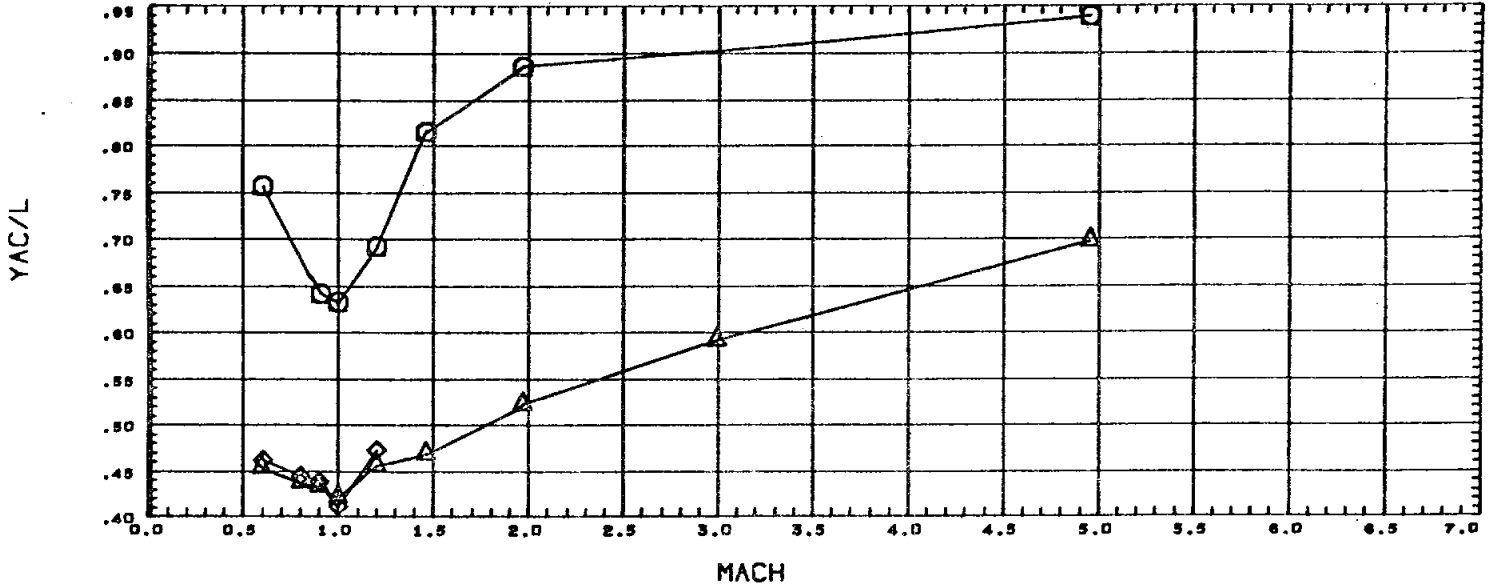
PAGE 172

STABILITY CHARACTERISTICS ON BODY BUILD-UP



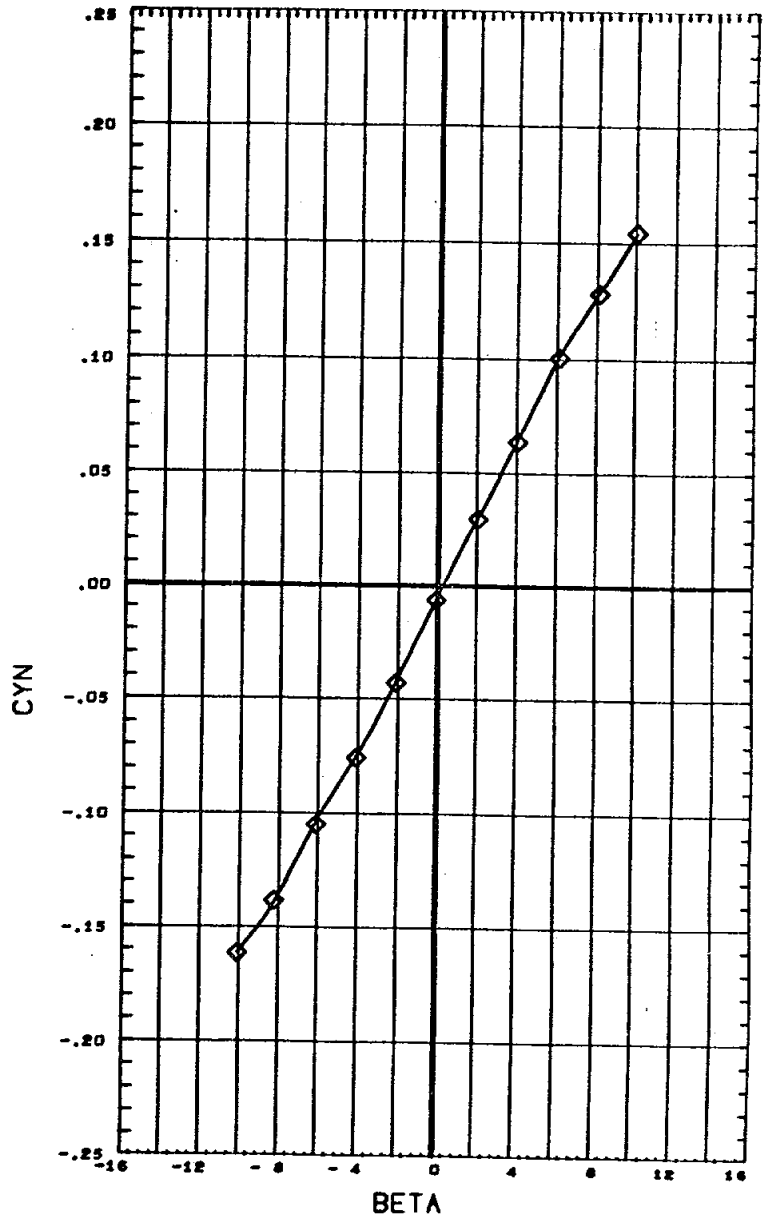
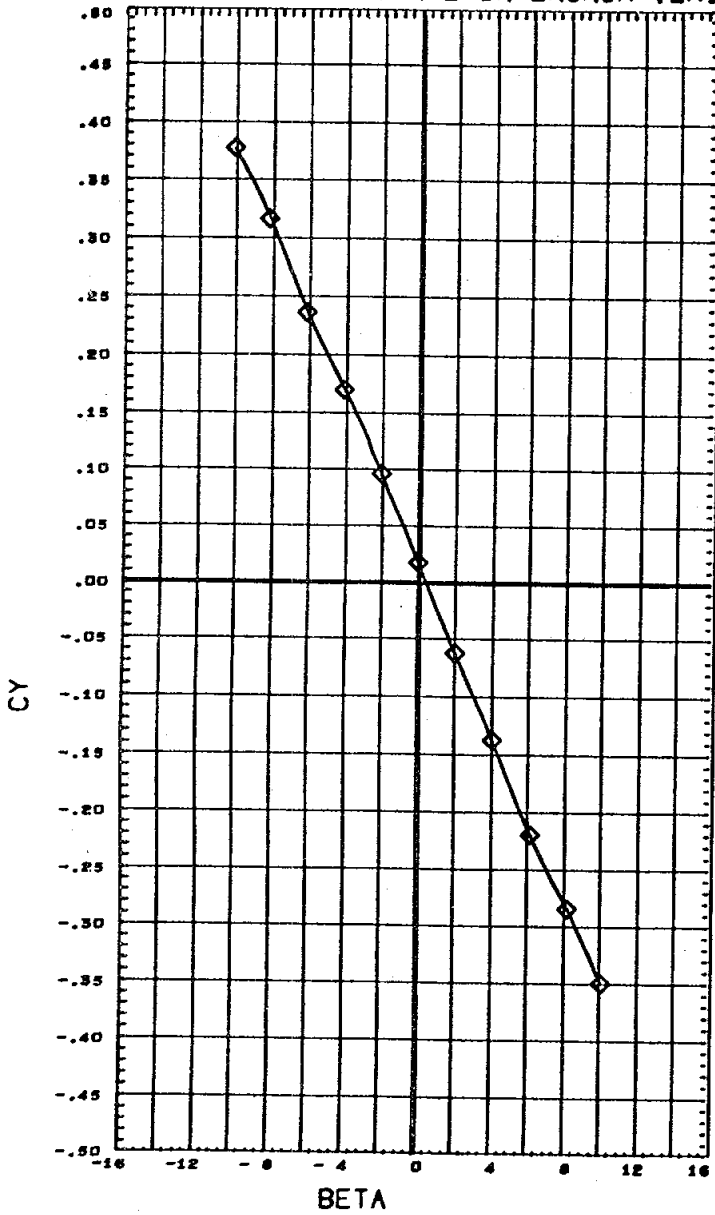
DATA SET SYMBOL	CONFIGURATION DESCRIPTION	PHI	ORBINC	RUDDER	AILRON	REFERENCE INFORMATION
(C77003)	M556 (IA1) NAR ATP BL LV (T3) (S1)	80.000				SREF 7.4190 sq. IN.
(C77007)	M556 (IA1) NAR ATP BL LV (O1) (T3) (S1)	80.000	0.000	0.000	0.000	LREF 5.3120 IN.
(C77009)	M556 (IA1) NAR ATP BL LV (O2) (T3) (S1)	80.000	0.000	0.000	0.000	BREF 5.3120 IN.
						XHRP 4.6200 IN.
						YHRP 0.0000 IN.
						ZHRP 0.0000 IN.
						SCALE 0.0040

STABILITY CHARACTERISTICS ON BODY BUILD-UP



DATA SET SYMBOL	CONFIGURATION DESCRIPTION	PHI	ORBINC	RUDDER	AILRON	REFERENCE INFORMATION
(C77003)	M556 (IA1) NAR ATP BL LV (T3) (S1)	80.000				SREF 7.4190 SQ. IN.
(C77007)	M556 (IA1) NAR ATP BL LV (O1) (T3) (S1)	80.000	0.000	0.000	0.000	LREF 5.3120 IN.
(C77009)	M556 (IA1) NAR ATP BL LV (O2) (T3) (S1)	80.000	0.000	0.000	0.000	BREF 5.3120 IN.
						XHRP 4.6200 IN.
						YHRP 0.0000 IN.
						ZHRP 0.0000 IN.
						SCALE 0.0040

EFFECTS OF NOSE SHAPE ON LAUNCH VEHICLE (ASRM - OFF)

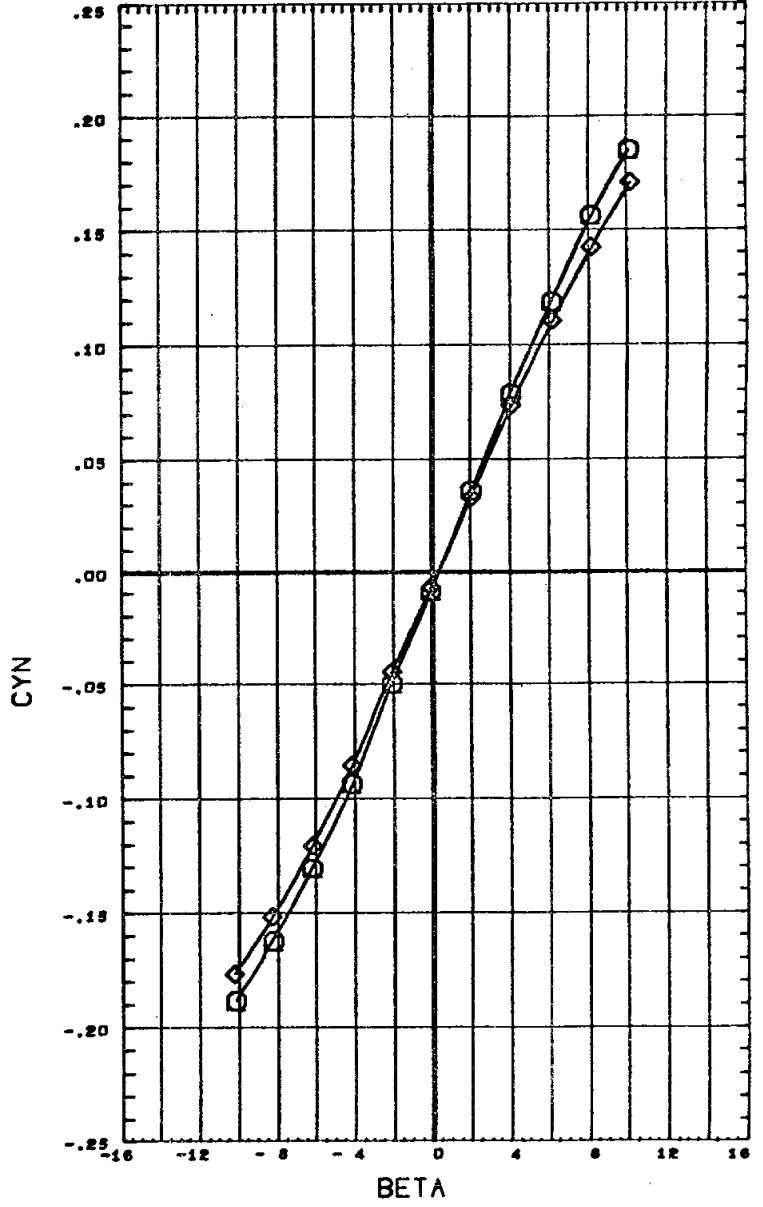
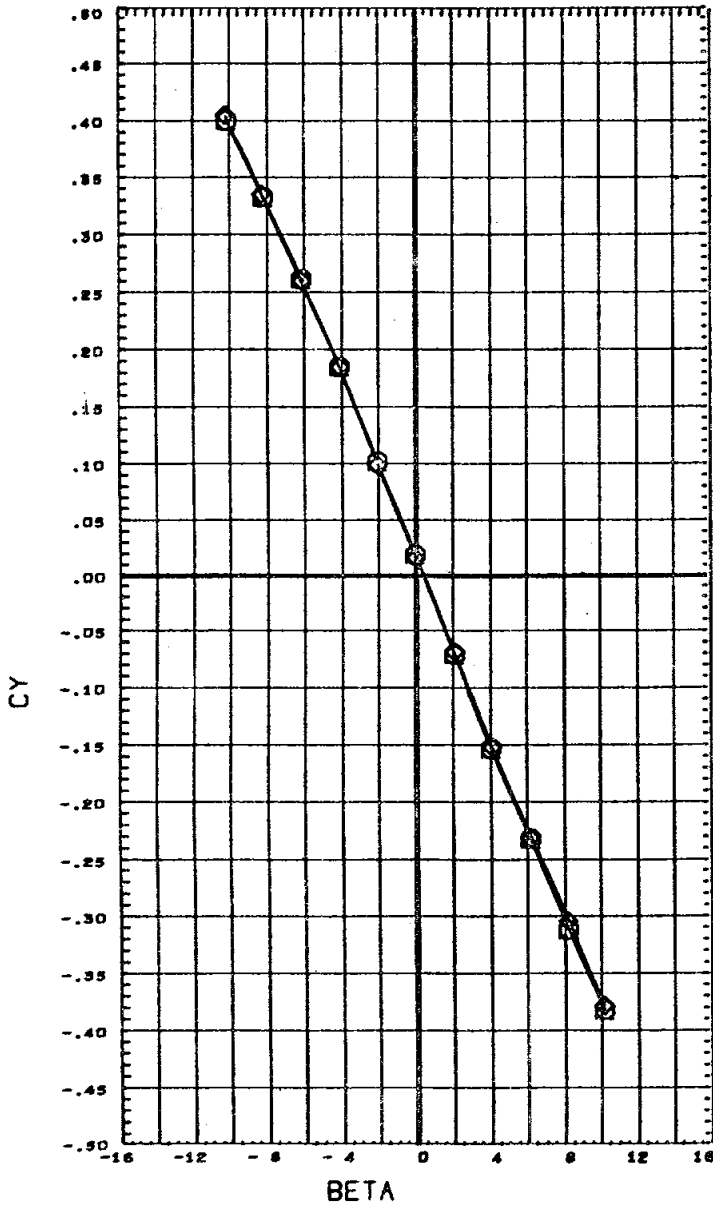


DATA SET SYMBOL CONFIGURATION DESCRIPTION
 (C77015) ○ DATA NOT AVAILABLE FOR ALL CONDITIONS
 (C77011) △ DATA NOT AVAILABLE FOR ALL CONDITIONS
 (C77007) ◇ M556 (IA1) NAR ATP BL LV (O1) (T3) (S1)

PHI	ORBINC	RUDDER	AILRON	REFERENCE INFORMATION	
80.000	0.000	0.000	0.000	SREF	7.4190 SQ. IN.
80.000	0.000	0.000	0.000	LREF	5.3120 IN.
80.000	0.000	0.000	0.000	BREF	5.3120 IN.
				XMRP	4.8200 IN.
				YMRP	0.0000 IN.
				ZMRP	0.0000 IN.
				SCALE	0.0040

MACH .60

EFFECTS OF NOSE SHAPE ON LAUNCH VEHICLE (ASRM - OFF)

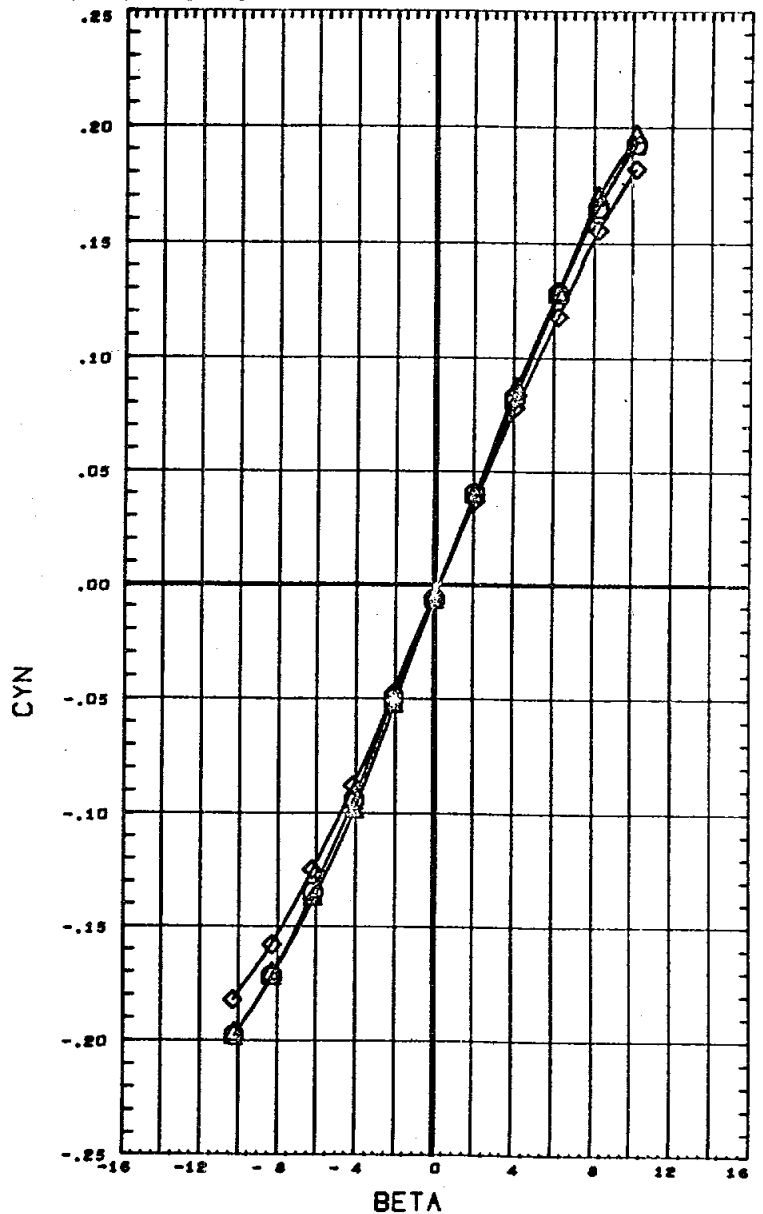
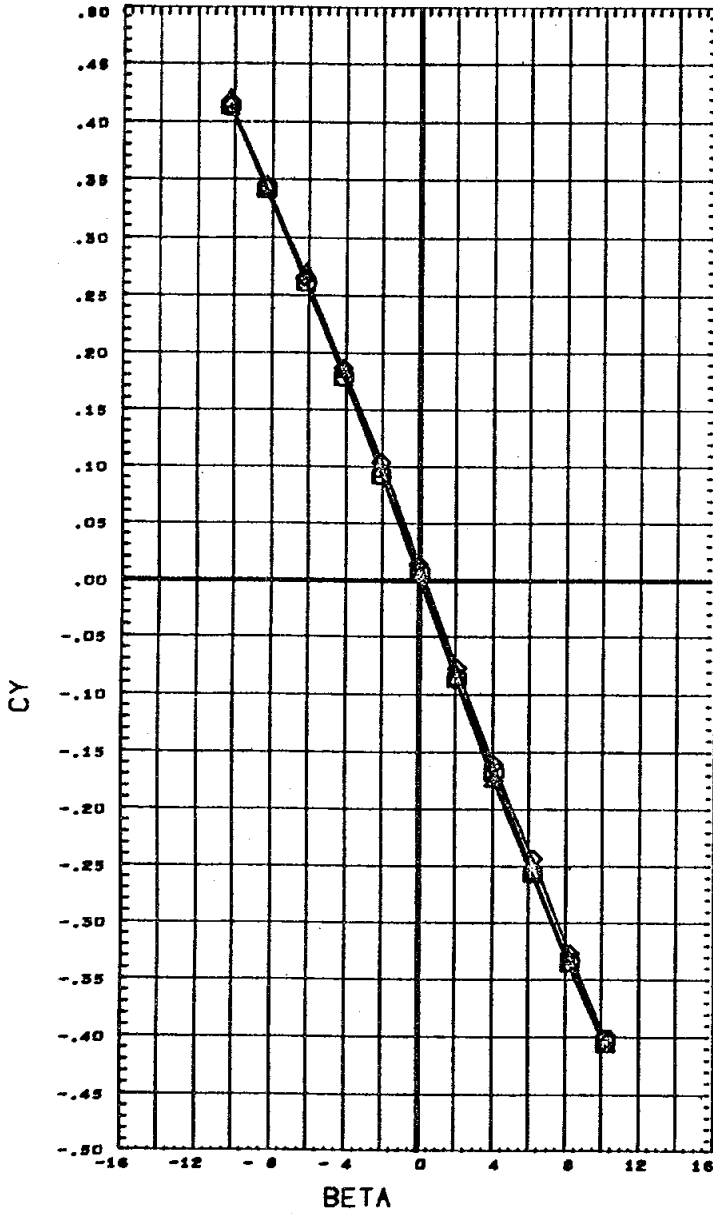


DATA SET SYMBOL	CONFIGURATION DESCRIPTION
(C77015)	M556 (IA1) NAR ATP BL LV (O1) (T1) (S1)
(C77011)	DATA NOT AVAILABLE FOR ALL CONDITIONS
(C77007)	M556 (IA1) NAR ATP BL LV (O1) (T3) (S1)

PHI	ORBINC	RUDDER	AILRON	REFERENCE INFORMATION
80.000	0.000	0.000	0.000	SREF 7.4190 36. IN.
80.000	0.000	0.000	0.000	LREF 5.3120 IN.
80.000	0.000	0.000	0.000	BREF 5.3120 IN.
				XHRP 4.8200 IN.
				YHRP 0.0000 IN.
				ZHRP 0.0000 IN.
				SCALE 0.0040

MACH .80

EFFECTS OF NOSE SHAPE ON LAUNCH VEHICLE (ASRM - OFF)

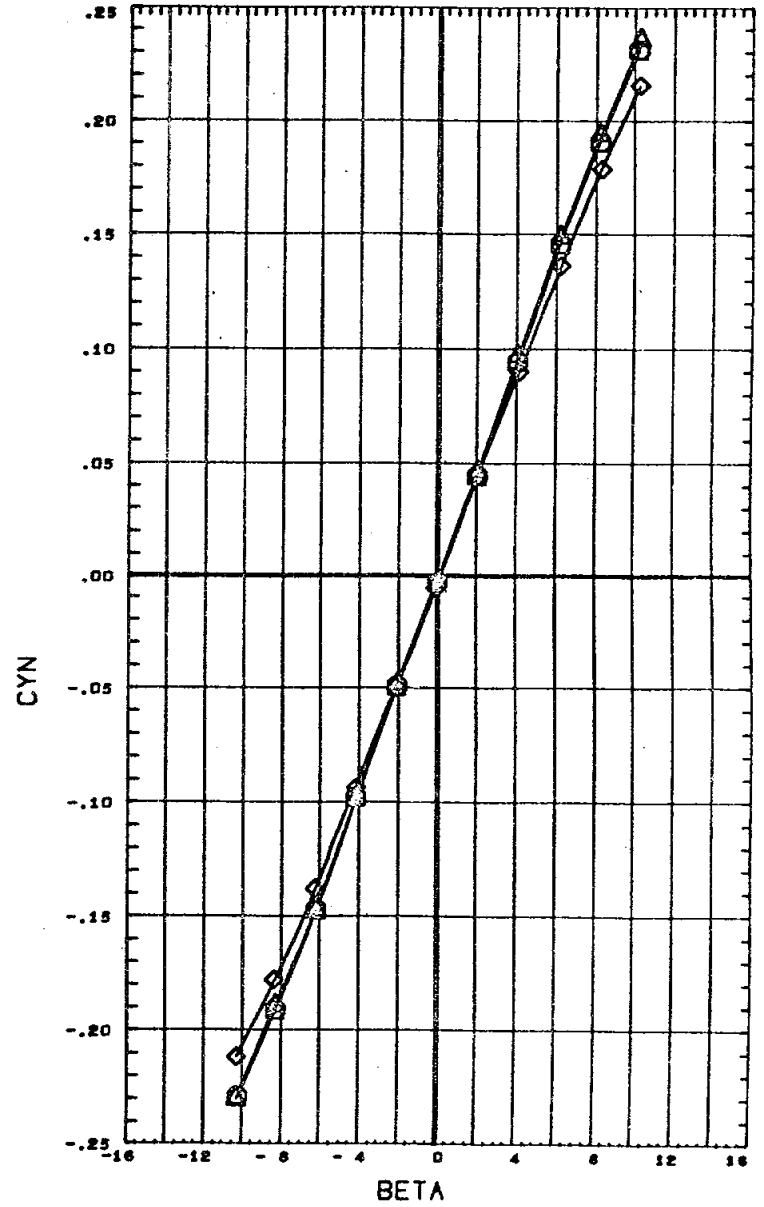
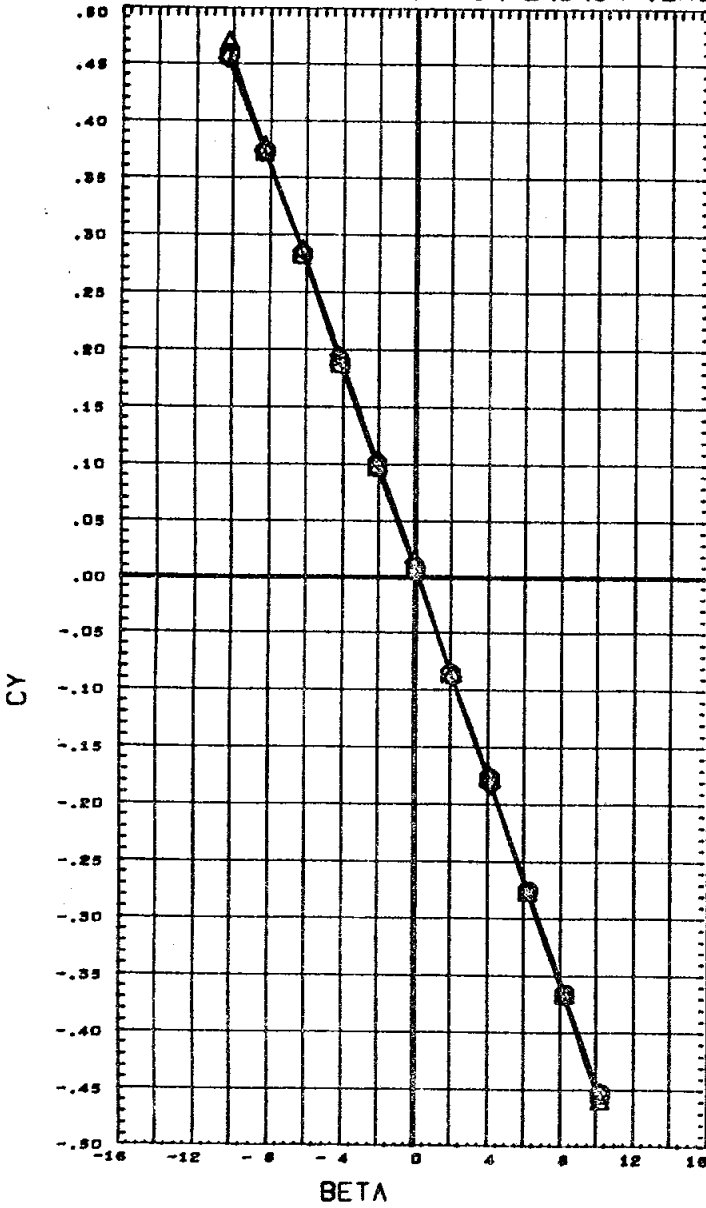


DATA SET SYMBOL	CONFIGURATION DESCRIPTION
(C77015)	M556 (IA1) NAR ATP BL LV (O1) (T1) (S1)
(C77011)	M556 (IA1) NAR ATP BL LV (O1) (T2) (S1)
(C77007)	M556 (IA1) NAR ATP BL LV (O1) (T3) (S1)

PHI	ORBINC	RUDDER	AILRON	REFERENCE INFORMATION
80.000	0.000	0.000	0.000	SREF 7.4190 SQ. IN.
80.000	0.000	0.000	0.000	LREF 5.3120 IN.
80.000	0.000	0.000	0.000	BREF 5.3120 IN.
				XMRP 4.8200 IN.
				YMRP 0.0000 IN.
				ZMRP 0.0000 IN.
				SCALE 0.0040

MACH .90

EFFECTS OF NOSE SHAPE ON LAUNCH VEHICLE (ASRM - OFF)

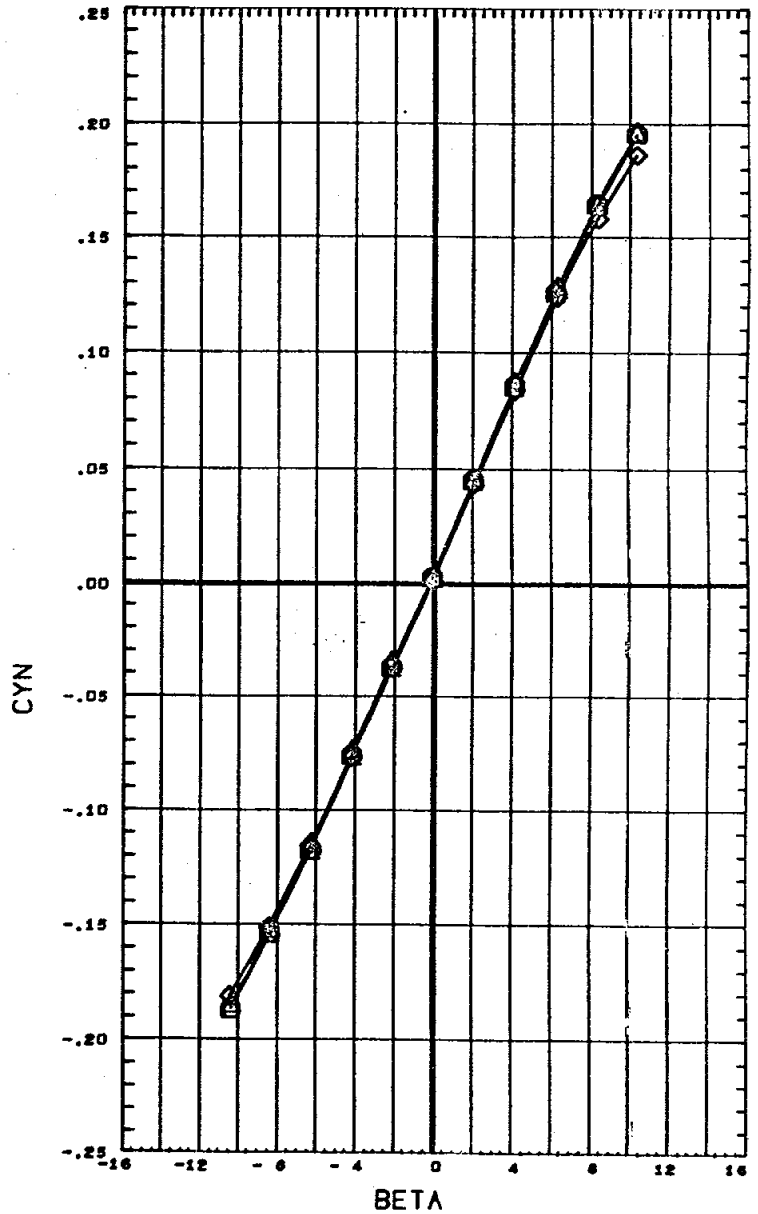
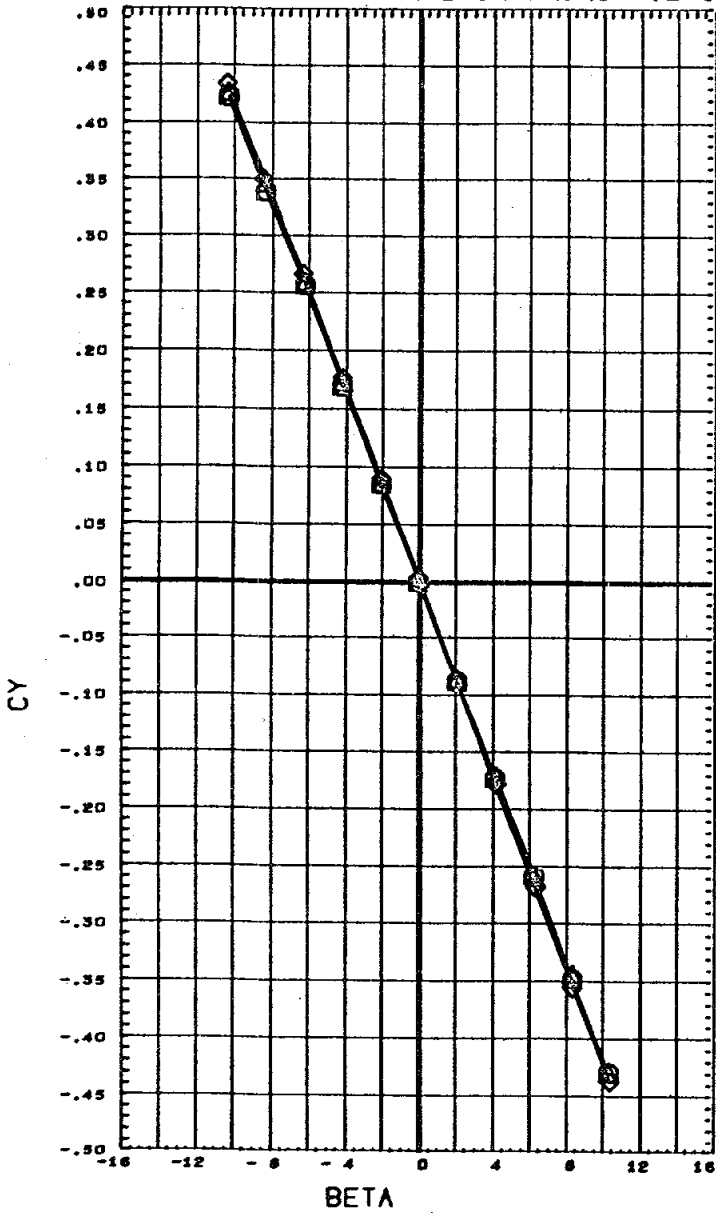


DATA SET SYMBOL	CONFIGURATION DESCRIPTION
(C77015)	M556 (IA1) NAR ATP BL LV (O1) (T1) (S1)
(C77011)	M556 (IA1) NAR ATP BL LV (O1) (T2) (S1)
(C77007)	M556 (IA1) NAR ATP BL LV (O1) (T3) (S1)

PHI	ORBINC	RUDDER	AILRON	REFERENCE INFORMATION
80.000	0.000	0.000	0.000	SREF 7.4190 99. IN.
80.000	0.000	0.000	0.000	LREF 5.3120 IN.
80.000	0.000	0.000	0.000	BREF 4.8200 IN.
				YMRP 0.0000 IN.
				ZMRP 0.0000 IN.
				SCALE 0.0040

MACH 1.00

EFFECTS OF NOSE SHAPE ON LAUNCH VEHICLE (ASRM - OFF)

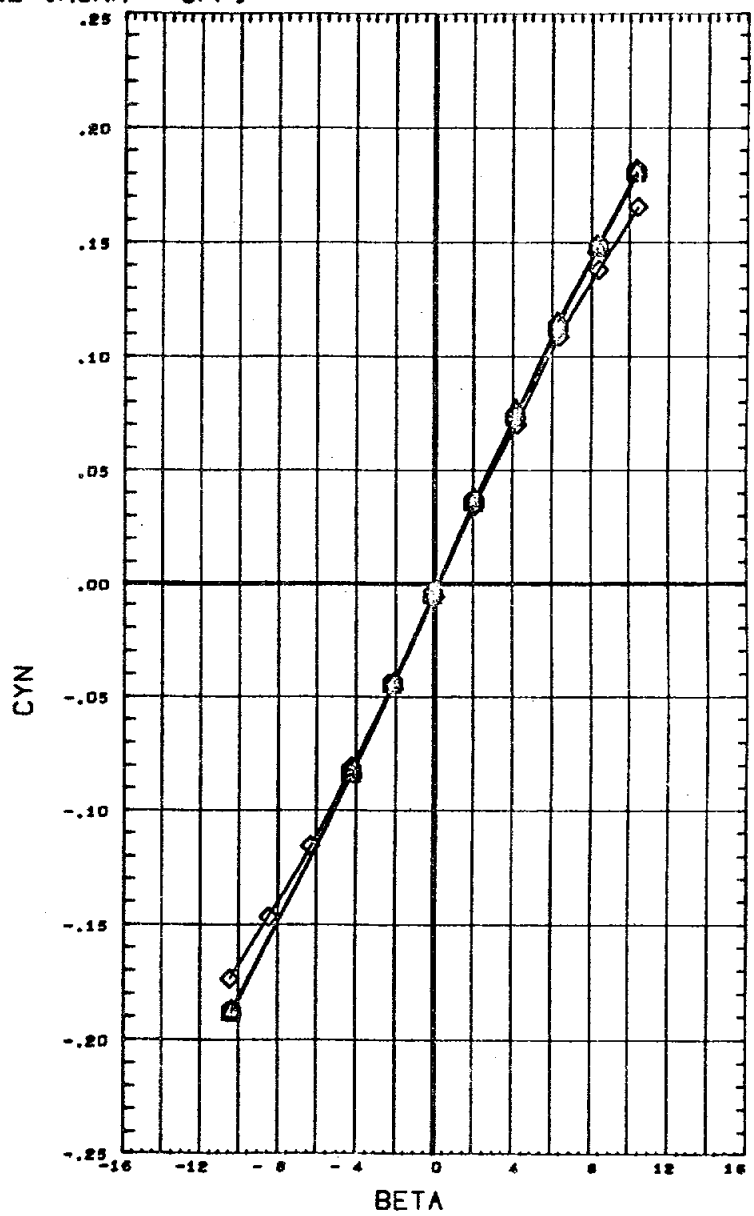
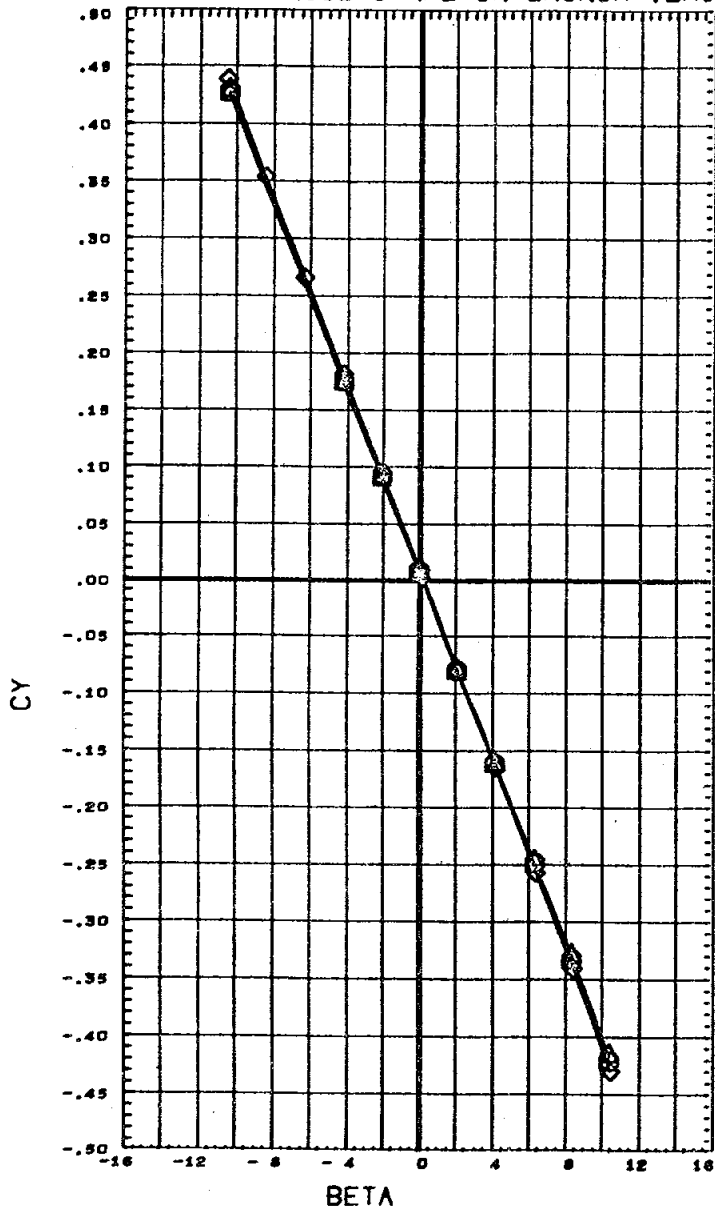


DATA SET SYMBOL	CONFIGURATION DESCRIPTION
(C77015)	M556 (IA1) NAR ATP BL LV (O1) (T1) (S1)
(C77011)	M556 (IA1) NAR ATP BL LV (O1) (T2) (S1)
(C77007)	M556 (IA1) NAR ATP BL LV (O1) (T3) (S1)

PHI	ORBINC	RUDDER	AILRON	REFERENCE INFORMATION
80.000	0.000	0.000	0.000	SREF 7.4190 30. IN.
80.000	0.000	0.000	0.000	LREF 5.3120 IN.
80.000	0.000	0.000	0.000	BREF 5.3120 IN.
				XMRP 4.8200 IN.
				YMRP 0.0000 IN.
				ZMRP 0.0000 IN.
				SCALE 0.0040

MACH 1.20

EFFECTS OF NOSE SHAPE ON LAUNCH VEHICLE (ASRM - OFF)

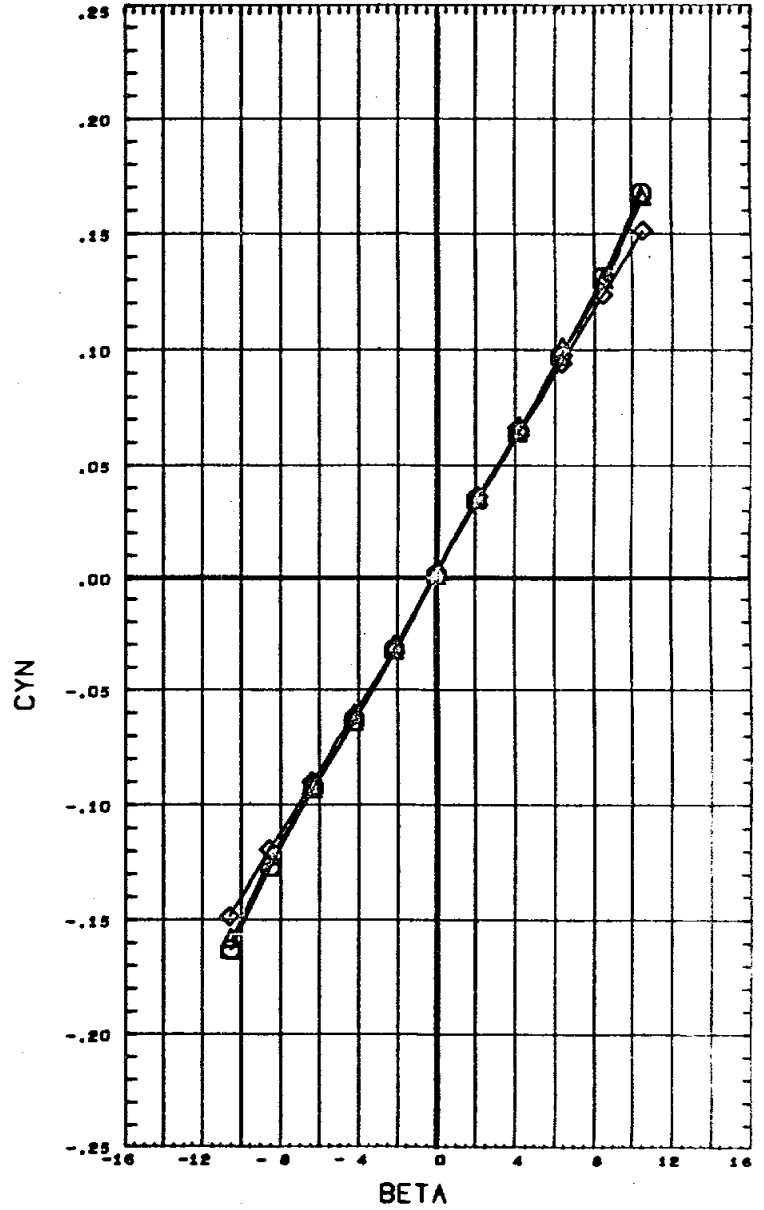
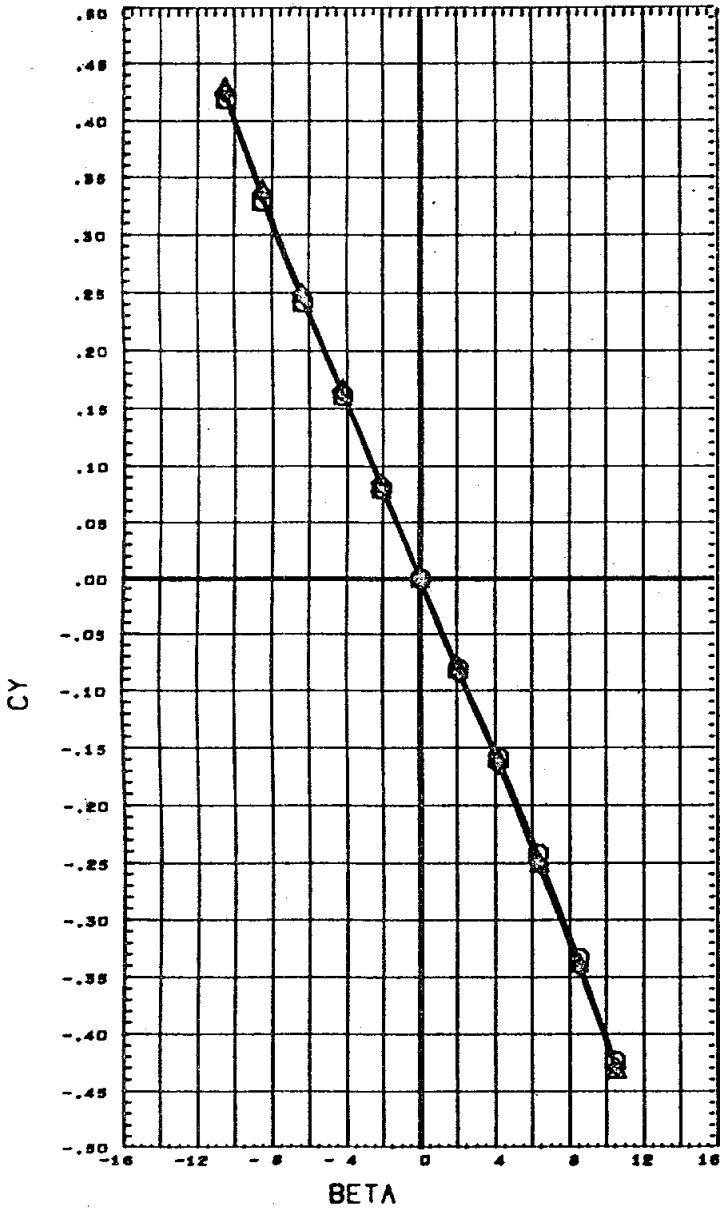


DATA SET SYMBOL	CONFIGURATION DESCRIPTION
(C77015)	M556 (IA1) NAR ATP BL LV (O1) (T1) (S1)
(C77011)	M556 (IA1) NAR ATP BL LV (O1) (T2) (S1)
(C77007)	M556 (IA1) NAR ATP BL LV (O1) (T3) (S1)

PHI	ORBINC	RUDDER	AILRON	REFERENCE INFORMATION
80.000	0.000	0.000	0.000	SREF 7.4190 sq. IN.
80.000	0.000	0.000	0.000	LREF 5.3120 IN.
80.000	0.000	0.000	0.000	BREF 5.3120 IN.
				XMRP 4.8200 IN.
				YMRP 0.0000 IN.
				ZMRP 0.0000 IN.
				SCALE 0.0040

MACH 1.46

EFFECTS OF NOSE SHAPE ON LAUNCH VEHICLE (ASRM - OFF)

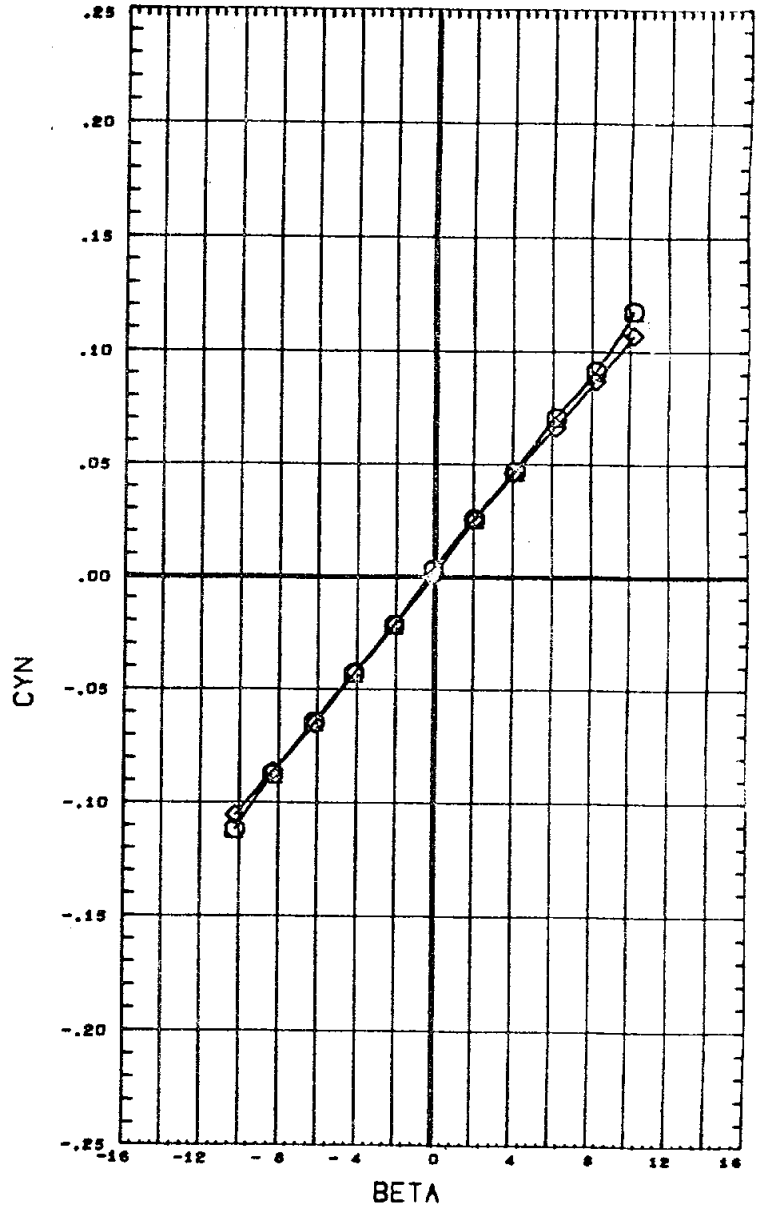
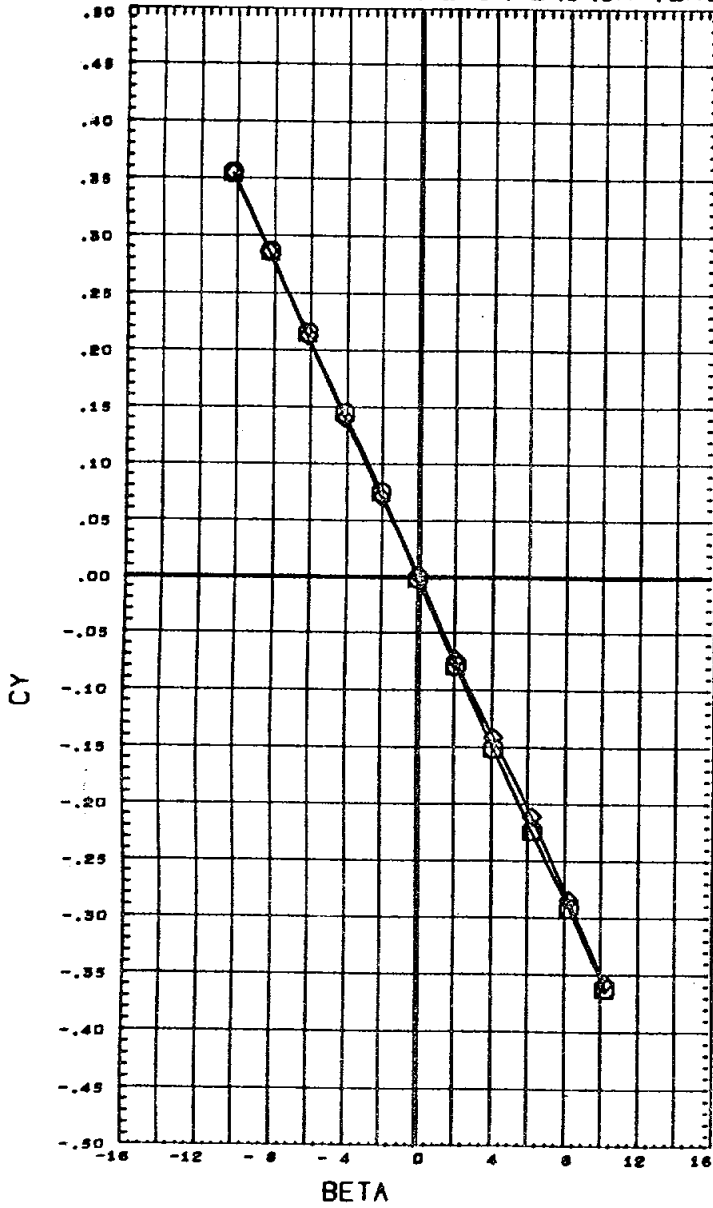


DATA SET SYMBOL	CONFIGURATION DESCRIPTION
(C77015)	M556 (IA1) NAR ATP BL LV (O1) (T1) (S1)
(C77011)	M556 (IA1) NAR ATP BL LV (O1) (T2) (S1)
(C77007)	M556 (IA1) NAR ATP BL LV (O1) (T3) (S1)

PHI	ORBINC	RUDDER	AILRON	REFERENCE INFORMATION
80.000	0.000	0.000	0.000	SREF 7.4190 SQ. IN.
80.000	0.000	0.000	0.000	LREF 5.3120 IN.
80.000	0.000	0.000	0.000	BREF 5.3120 IN.
				XMRP 4.8200 IN.
				YMRP 0.0000 IN.
				ZMRP 0.0000 IN.
				SCALE 0.0040

MACH 1.97

EFFECTS OF NOSE SHAPE ON LAUNCH VEHICLE (ASRM - OFF)

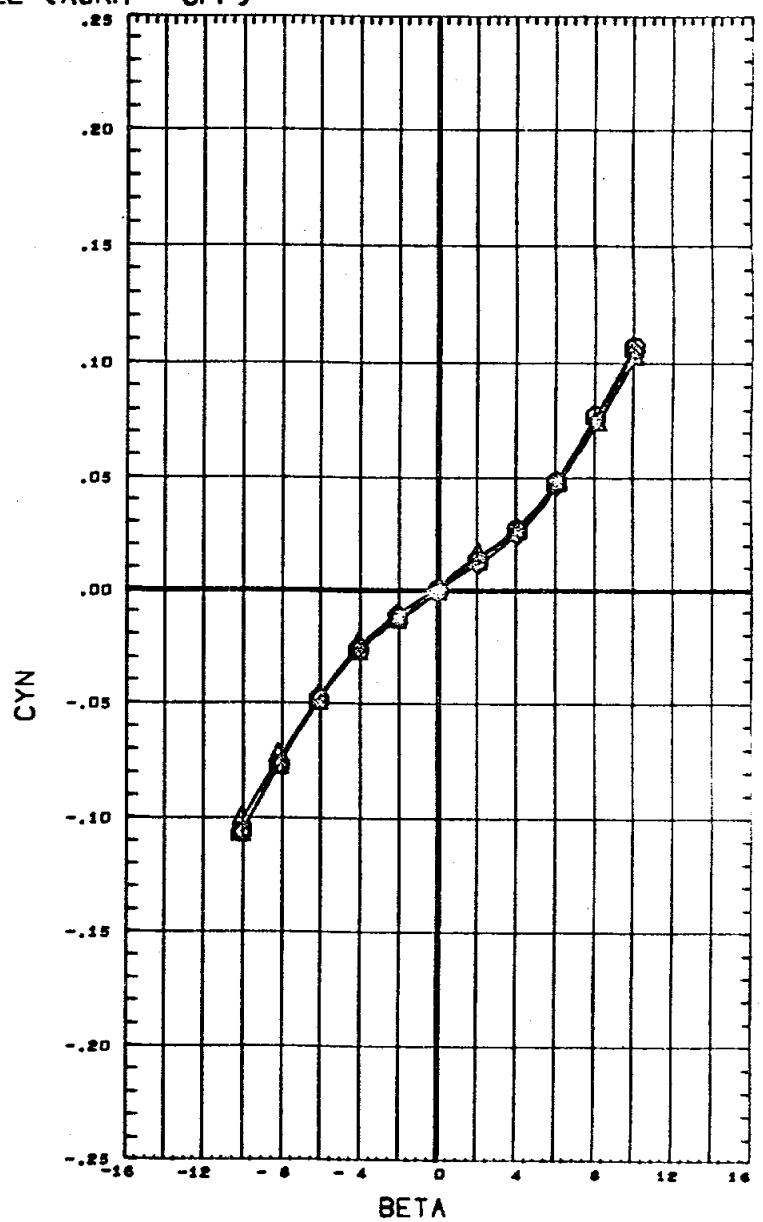
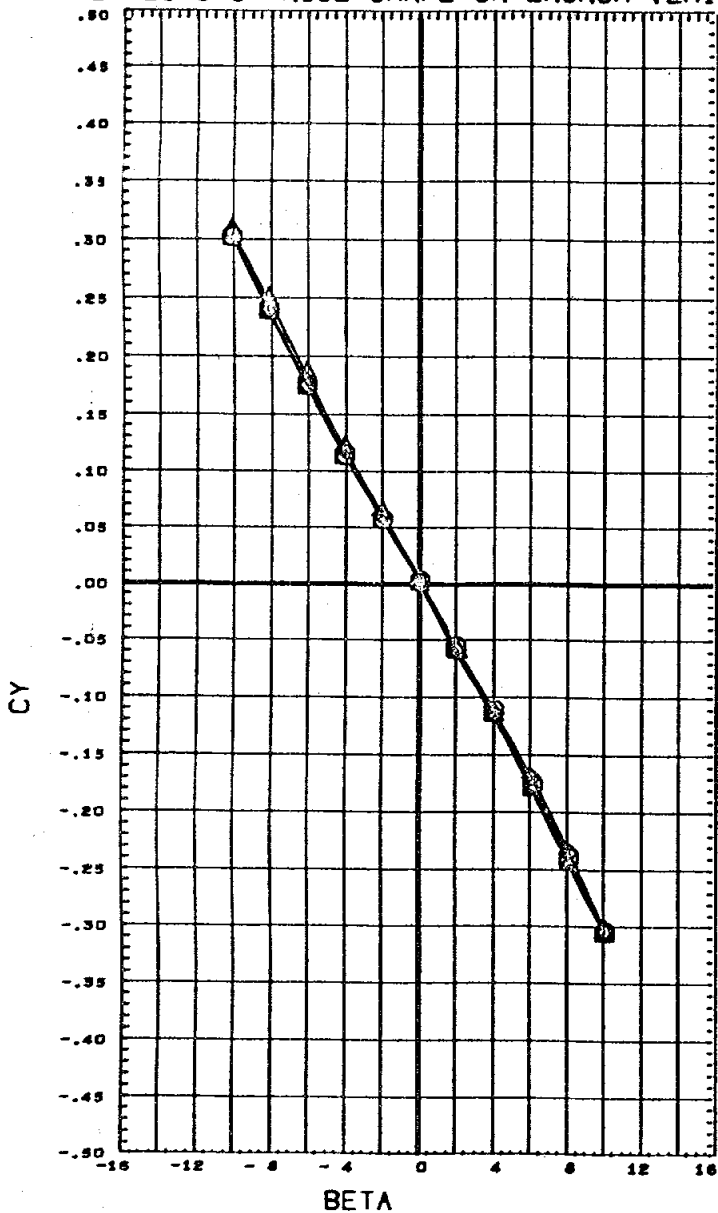


DATA SET SYMBOL CONFIGURATION DESCRIPTION
 (C77019) ○ M556 (IA1) NAR ATP BL LV (O1) (T1) (S1)
 (C77011) △ DATA NOT AVAILABLE FOR ALL CONDITIONS
 (C77007) ◇ M556 (IA1) NAR ATP BL LV (O1) (T3) (S1)

PHI	ORBINC	RUDDER	AILRON	REFERENCE INFORMATION	
80.000	0.000	0.000	0.000	SREF	7.4190 39 IN.
80.000	0.000	0.000	0.000	LREF	5.3120 IN.
80.000	0.000	0.000	0.000	BREF	5.3120 IN.
				XMRP	4.8200 IN.
				YMRP	0.0000 IN.
				ZMRP	0.0000 IN.
				SCALE	0.0040

MACH 2.99

EFFECTS OF NOSE SHAPE ON LAUNCH VEHICLE (ASRM - OFF)

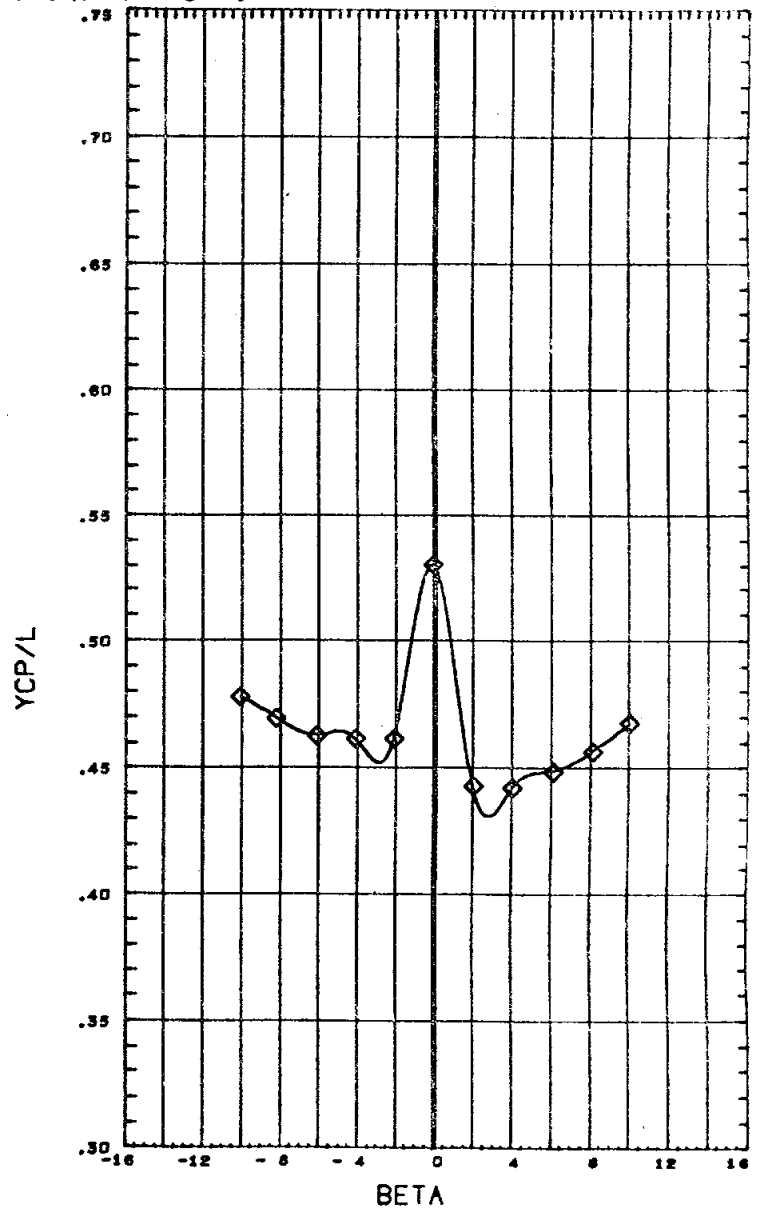
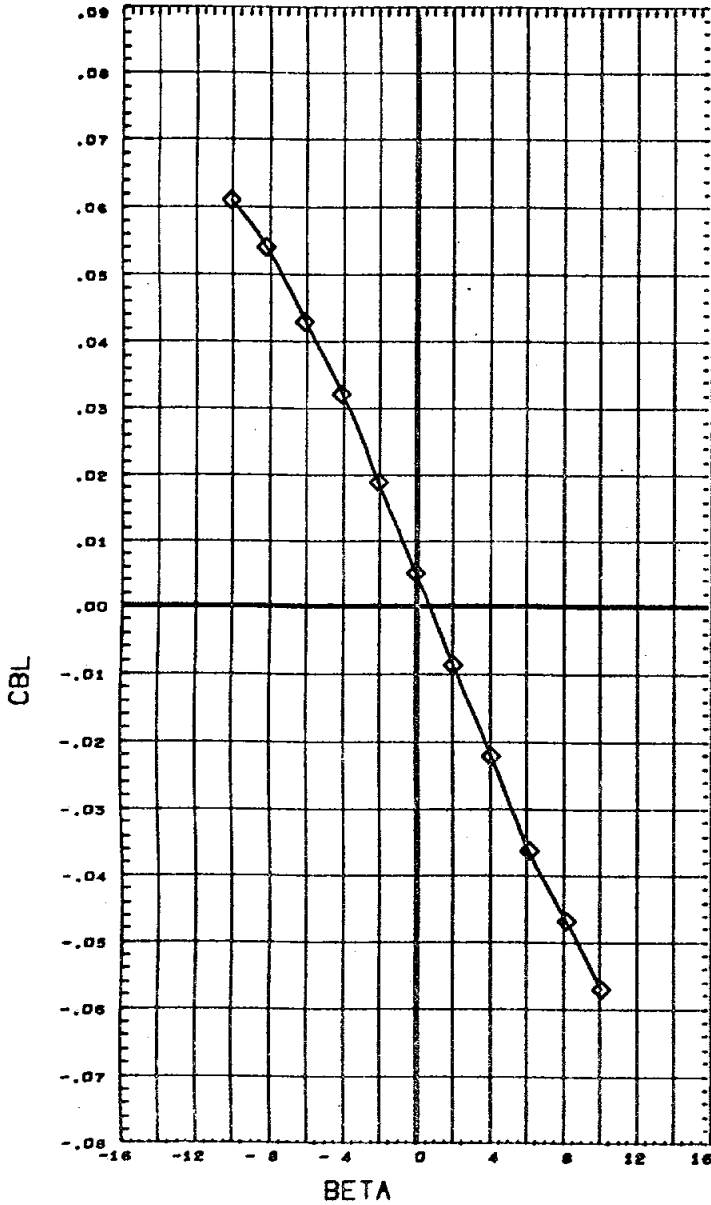


DATA SET SYMBOL	CONFIGURATION DESCRIPTION
(C77015)	M556 (IA1) NAR ATP BL LV (O1) (T1) (S1)
(C77011)	M556 (IA1) NAR ATP BL LV (O1) (T2) (S1)
(C77007)	M556 (IA1) NAR ATP BL LV (O1) (T3) (S1)

PHI	ORBINC	RUDDER	AILRON	REFERENCE INFORMATION
80.000	0.000	0.000	0.000	SREF 7.4190 39. IN.
80.000	0.000	0.000	0.000	LREF 5.3120 IN.
80.000	0.000	0.000	0.000	BREF 5.3120 IN.
				XMRP 4.8200 IN.
				YMRP 0.0000 IN.
				ZMRP 0.0000 IN.
				SCALE 0.0040

MACH 4.96

EFFECTS OF NOSE SHAPE ON LAUNCH VEHICLE (ASRM - OFF)

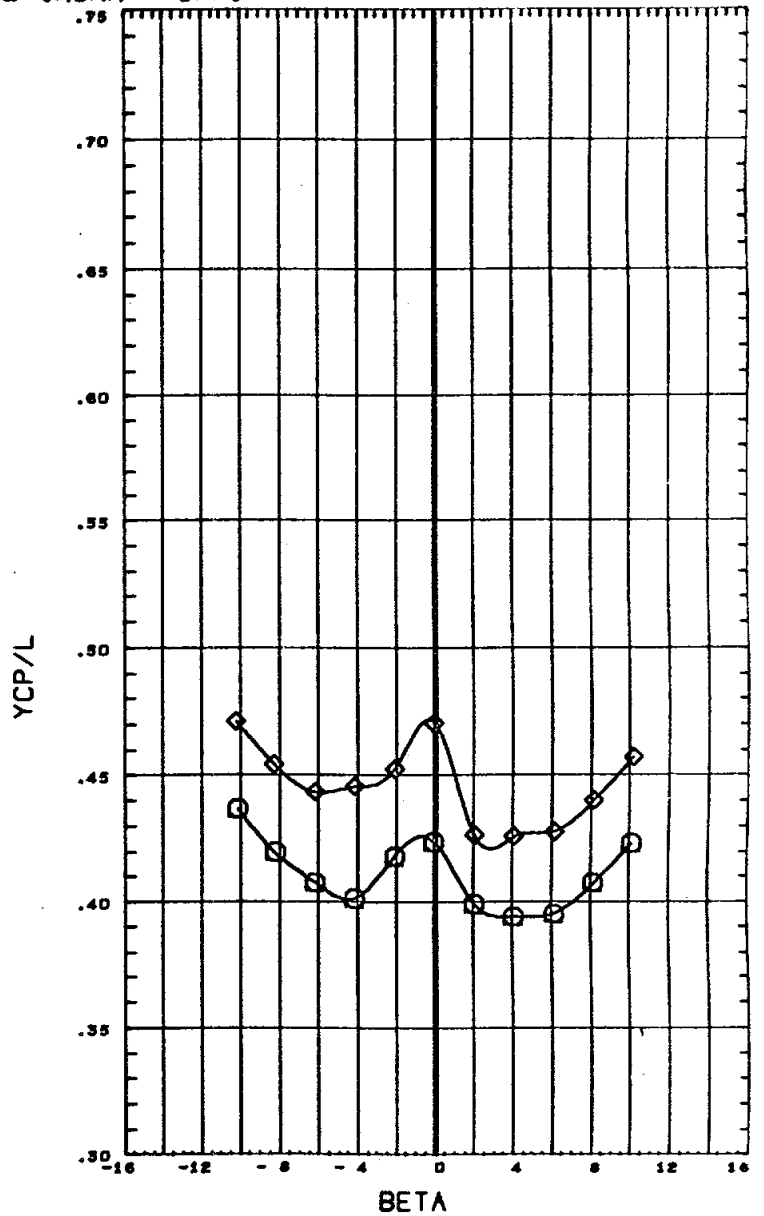
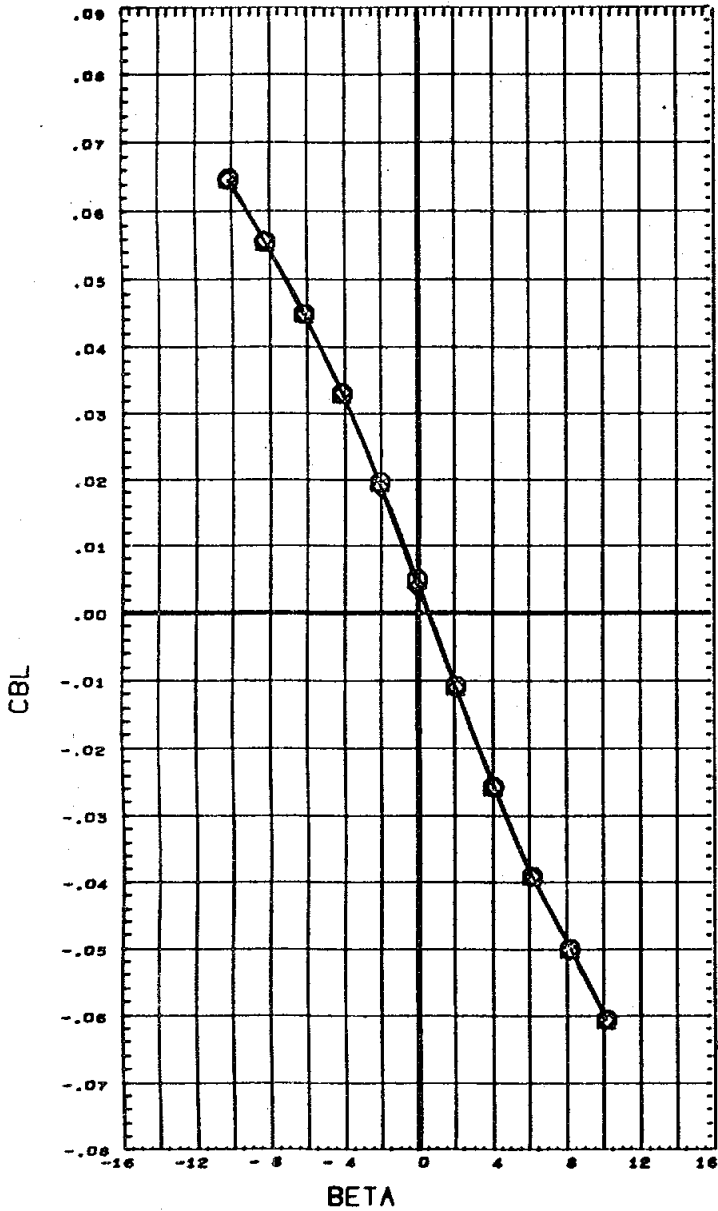


DATA SET SYMBOL CONFIGURATION DESCRIPTION
 (C77015) ○ DATA NOT AVAILABLE FOR ALL CONDITIONS
 (C77011) △ DATA NOT AVAILABLE FOR ALL CONDITIONS
 (C77007) ◇ M556 (IA1) NAR ATP BL LV (O1) (T3) (S1)

PHI	ORBINC	RUDDER	AILRON	REFERENCE INFORMATION
80.000	0.000	0.000	0.000	SREF 7.4190 90 IN.
80.000	0.000	0.000	0.000	LREF 5.3120 IN.
80.000	0.000	0.000	0.000	BREF 5.3120 IN.
				XMRP 4.8200 IN.
				YMRP 0.0000 IN.
				ZMRP 0.0000 IN.
				SCALE 0.0040

MACH .60

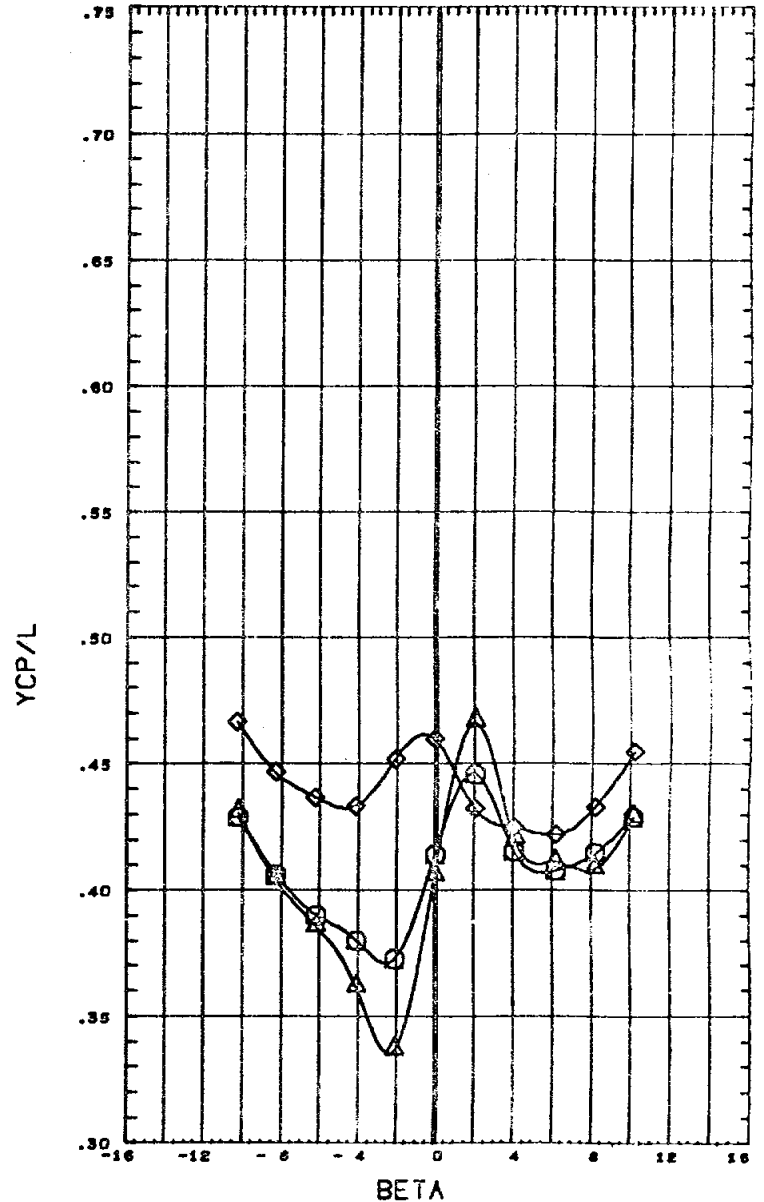
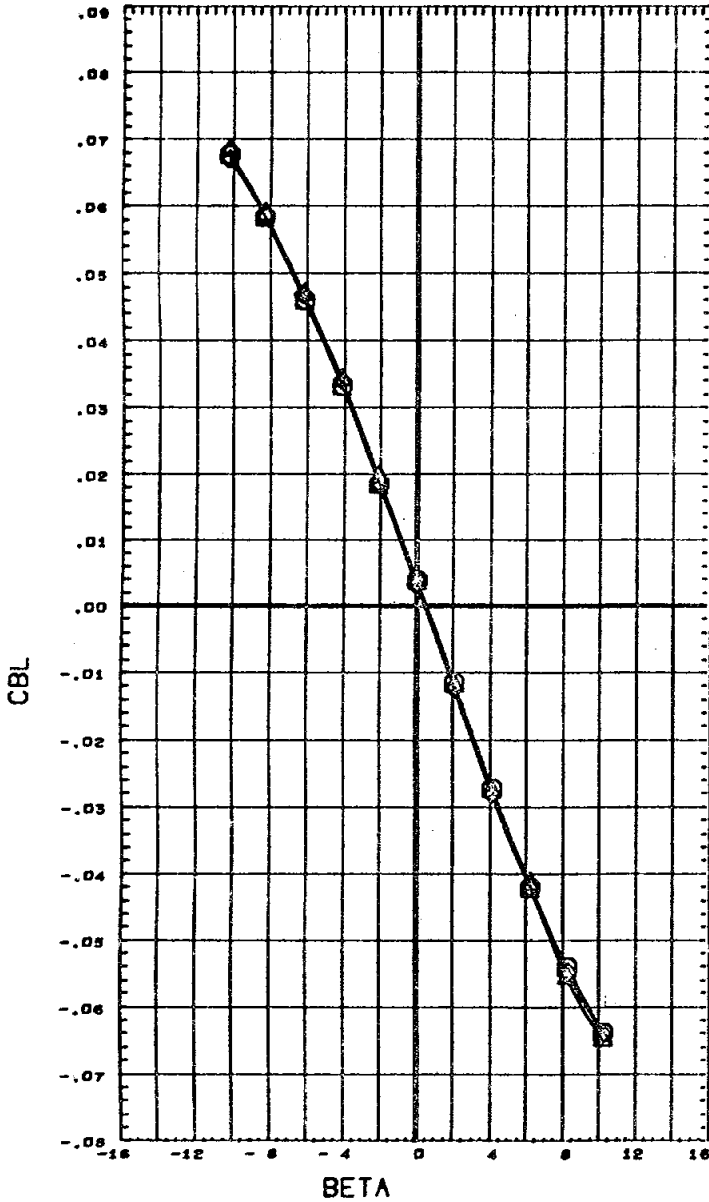
EFFECTS OF NOSE SHAPE ON LAUNCH VEHICLE (ASRM - OFF)



DATA SET SYMBOL	CONFIGURATION DESCRIPTION
(C77015)	M556 (IA1) NAR ATP BL LV (O1) (T1) (S1)
(C77021)	DATA NOT AVAILABLE FOR ALL CONDITIONS
(C77007)	M556 (IA1) NAR ATP BL LV (O1) (T3) (S1)

PHI	ORBINC	RUDDER	AILRON	REFERENCE INFORMATION
80.000	0.000	0.000	0.000	SREF 7.4190 SQ. IN.
80.000	0.000	0.000	0.000	LREF 5.3120 IN.
80.000	0.000	0.000	0.000	BREF 5.3120 IN.
				XMRP 4.6200 IN.
				YMRP 0.0000 IN.
				ZMRP 0.0000 IN.
				SCALE 0.0040

EFFECTS OF NOSE SHAPE ON LAUNCH VEHICLE (ASRM - OFF)

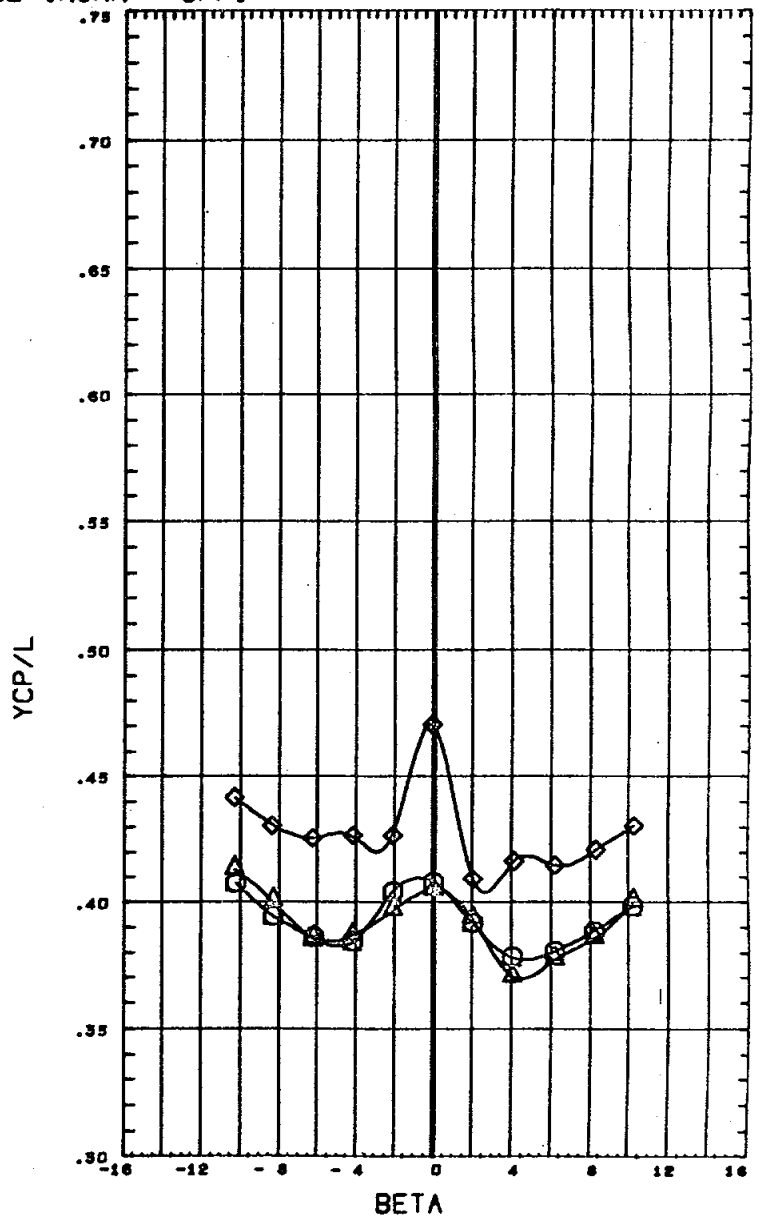
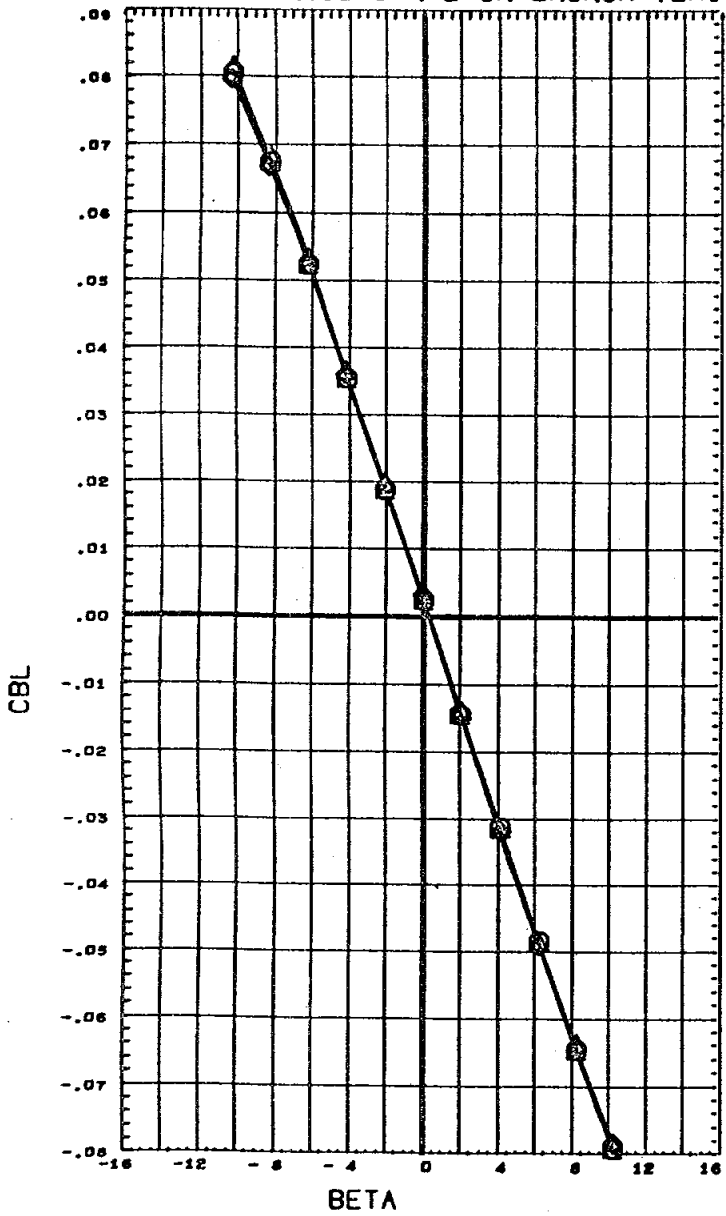


DATA SET SYMBOL	CONFIGURATION DESCRIPTION
(C77015)	M556 (IA1) NAR ATP BL LV (O1) (T1) (S1)
(C77011)	M556 (IA1) NAR ATP BL LV (O1) (T2) (S1)
(C77007)	M556 (IA1) NAR ATP BL LV (O1) (T3) (S1)

PHI	ORBINC	RUDDER	AILRON	REFERENCE INFORMATION
80.000	0.000	0.000	0.000	SREF 7.4190 90 IN.
80.000	0.000	0.000	0.000	LREF 5.3120 IN.
80.000	0.000	0.000	0.000	BREF 5.3120 IN.
				XMRP 4.8200 IN.
				YMRP 0.0000 IN.
				ZMRP 0.0000 IN.
				SCALE 0.0040

MACH .90

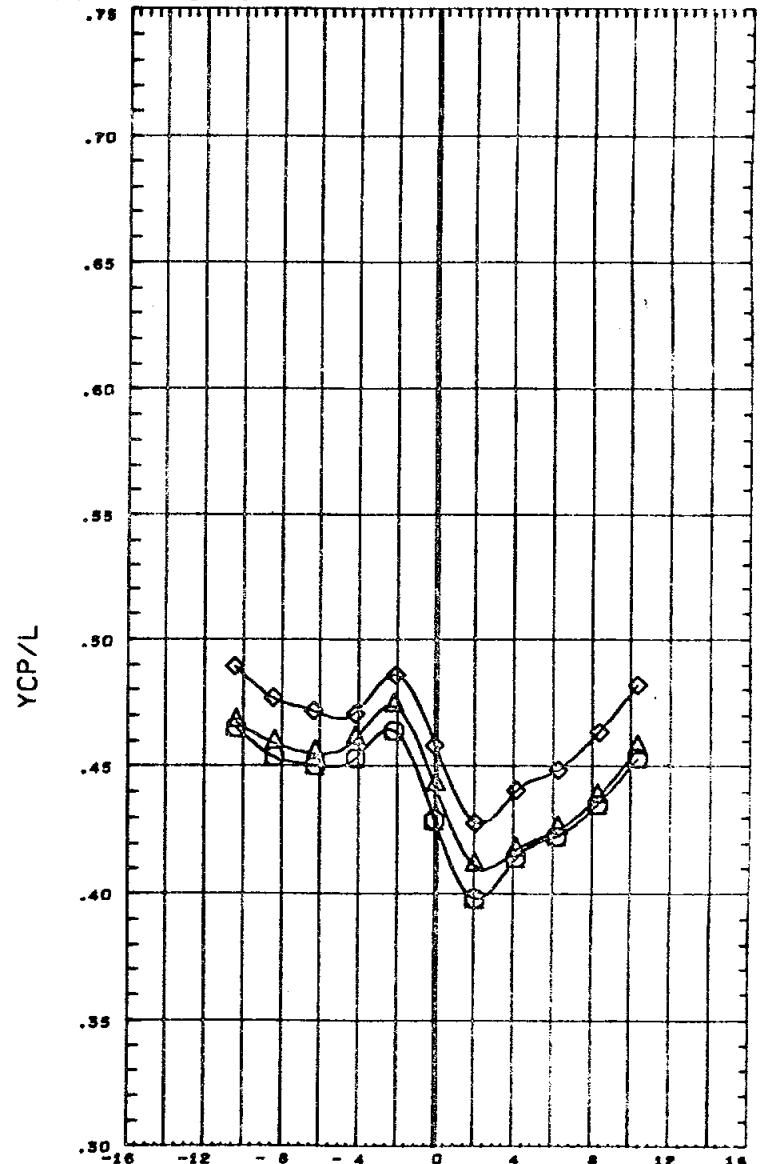
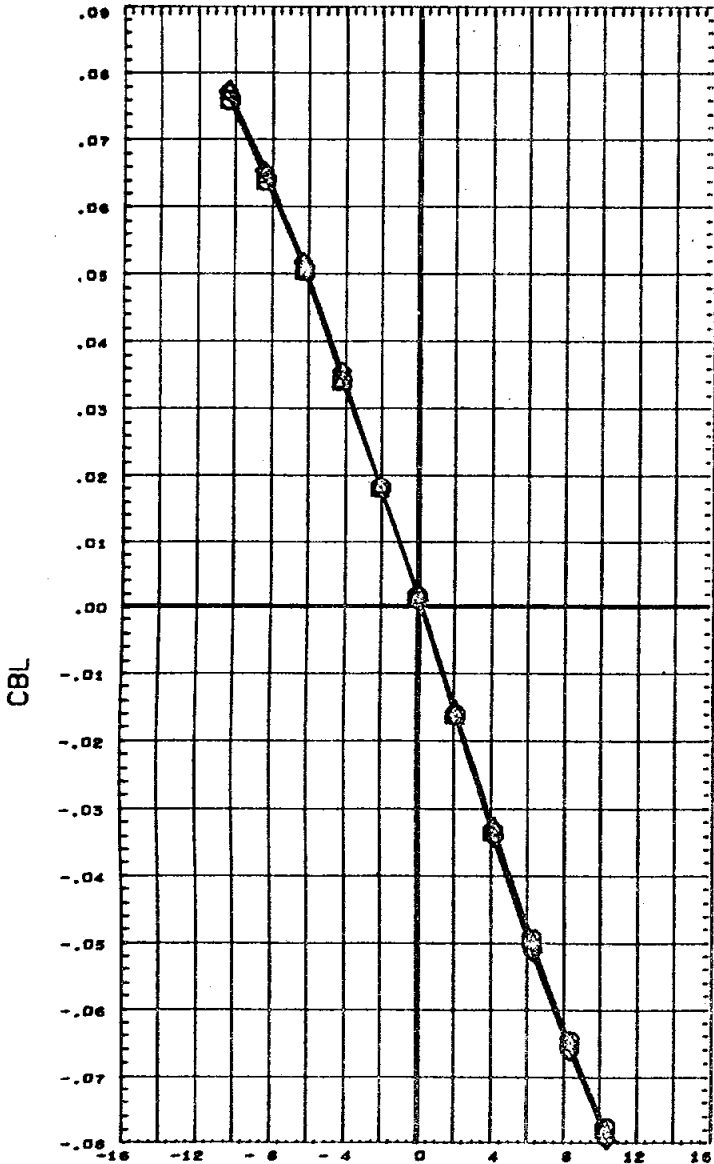
EFFECTS OF NOSE SHAPE ON LAUNCH VEHICLE (ASRM - OFF)



DATA SET SYMBOL	CONFIGURATION DESCRIPTION
(C77015)	M556 (IA1) NAR ATP BL LV (O1) (T1) (S1)
(C77011)	M556 (IA1) NAR ATP BL LV (O1) (T2) (S1)
(C77007)	M556 (IA1) NAR ATP BL LV (O1) (T3) (S1)

PHI	ORBINC	RUDDER	AILRON	REFERENCE INFORMATION
60.000	0.000	0.000	0.000	SREF 7.4190 SQ. IN.
60.000	0.000	0.000	0.000	LREF 5.3120 IN.
60.000	0.000	0.000	0.000	BREF 9.3120 IN.
				XMRP 4.8200 IN.
				YMRP 0.0000 IN.
				ZMRP 0.0000 IN.
				SCALE 0.0040

EFFECTS OF NOSE SHAPE ON LAUNCH VEHICLE (ASRM - OFF)

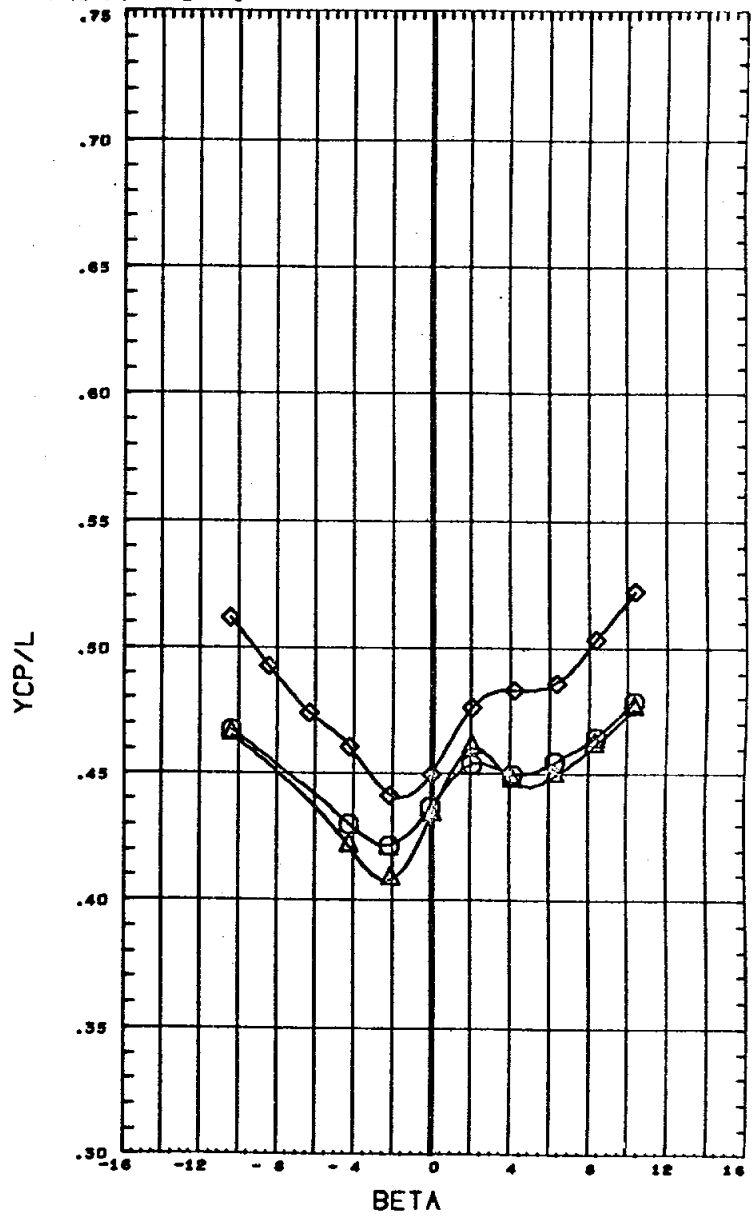
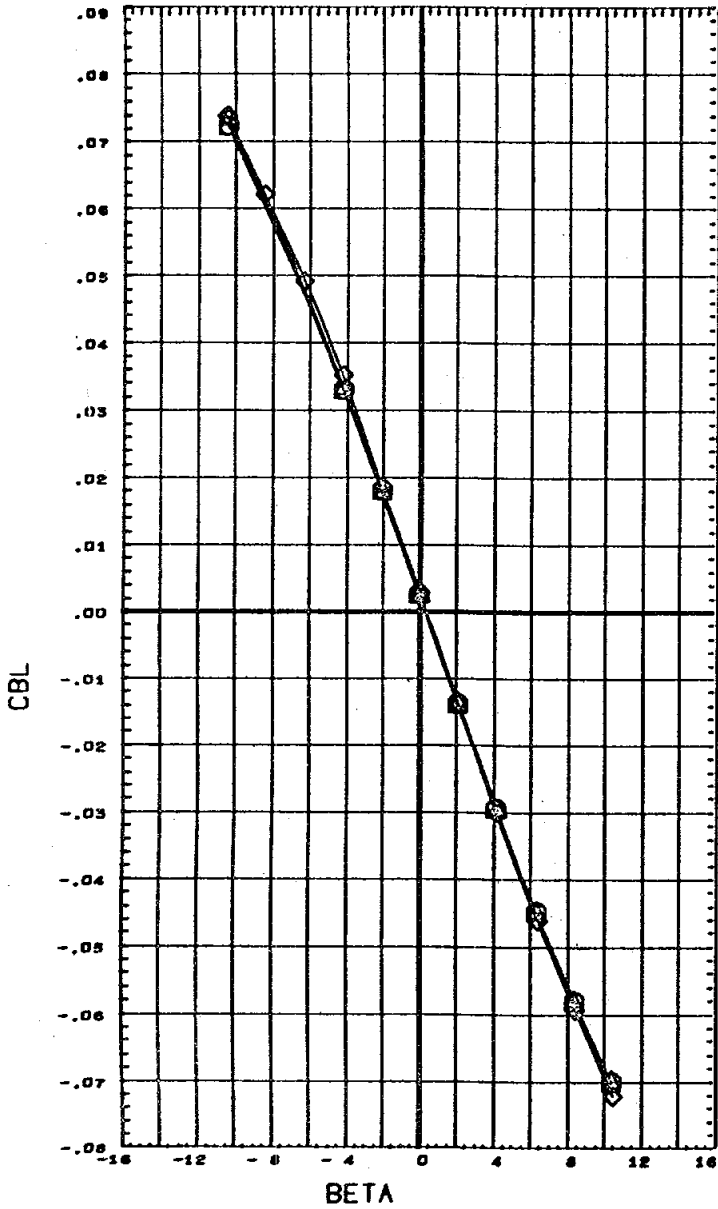


DATA SET SYMBOL	CONFIGURATION DESCRIPTION
(C77015)	M556 (IA1) NAR ATP BL LV (O1) (T1) (S1)
(C77011)	M556 (IA1) NAR ATP BL LV (O1) (T2) (S1)
(C77007)	M556 (IA1) NAR ATP BL LV (O1) (T3) (S1)

PHI	ORBINC	RUDDER	AILRON	REFERENCE INFORMATION
80.000	0.000	0.000	0.000	SREF 7.4190 30. IN.
80.000	0.000	0.000	0.000	LREF 5.3120 IN.
80.000	0.000	0.000	0.000	BREF 5.3180 IN.
				XMRP 4.8200 IN.
				YMRP 0.0000 IN.
				ZMRP 0.0000 IN.
				SCALE 0.0040

MACH 1.20

EFFECTS OF NOSE SHAPE ON LAUNCH VEHICLE (ASRM - OFF)

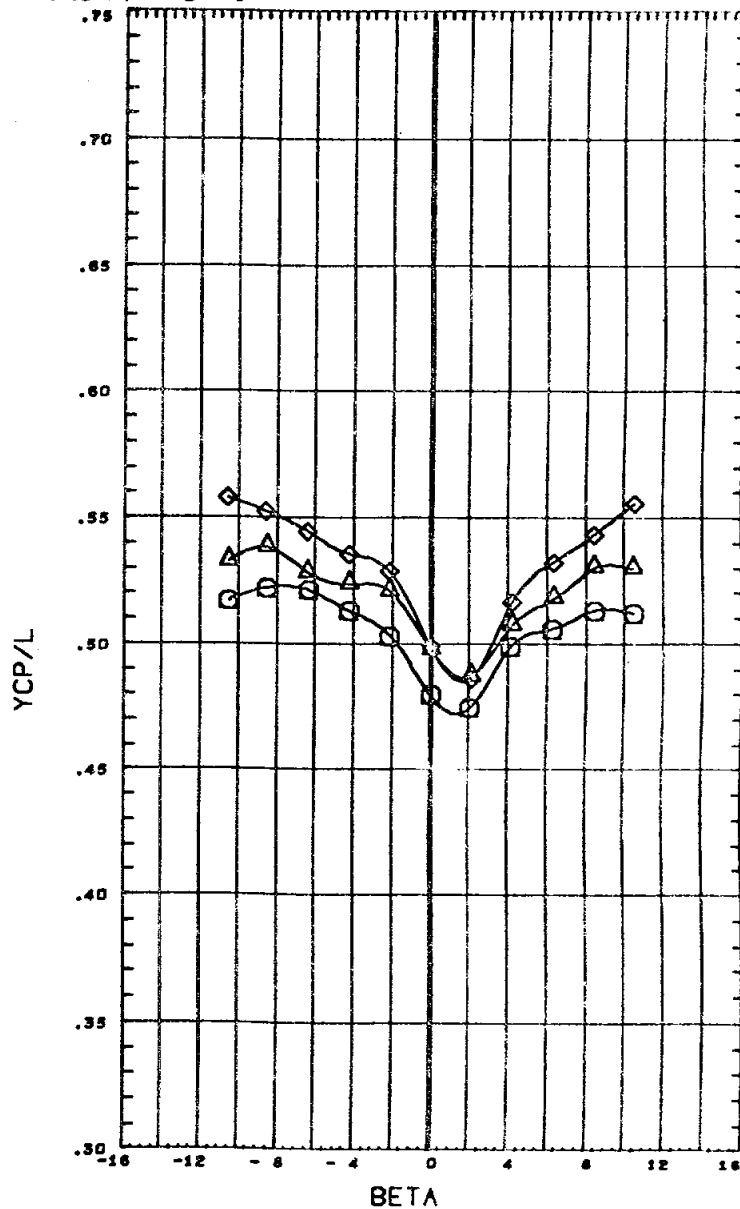
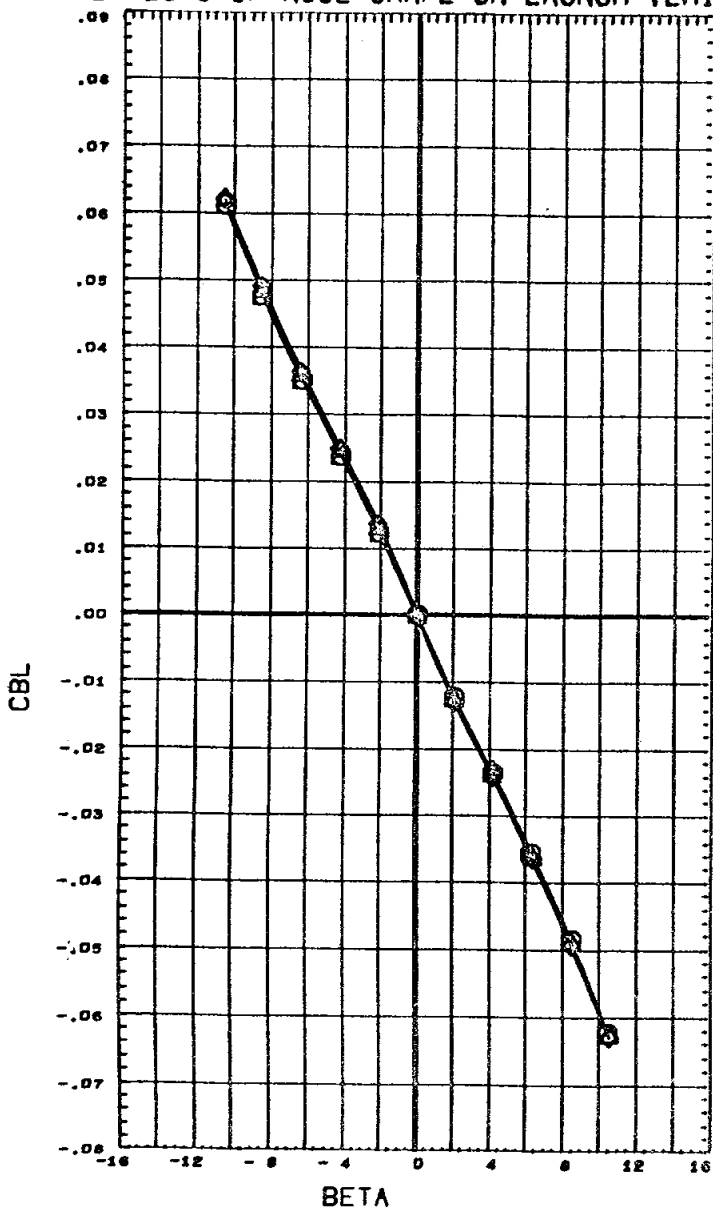


DATA SET SYMBOL	CONFIGURATION DESCRIPTION
(C77015)	M556 (IA1) NAR ATP BL LV (O1) (T1) (S1)
(C77011)	M556 (IA1) NAR ATP BL LV (O1) (T2) (S1)
(C77007)	M556 (IA1) NAR ATP BL LV (O1) (T3) (S1)

PHI	ORBINC	RUDDER	AILRON	REFERENCE INFORMATION
80.000	0.000	0.000	0.000	SREF 7.4160 SQ. IN.
80.000	0.000	0.000	0.000	LREF 5.3120 IN.
80.000	0.000	0.000	0.000	BREF 5.3120 IN.
				XHRP 4.6200 IN.
				YHRP 0.0000 IN.
				ZHRP 0.0000 IN.
				SCALE 0.0040

MACH 1.46

EFFECTS OF NOSE SHAPE ON LAUNCH VEHICLE (ASRM - OFF)

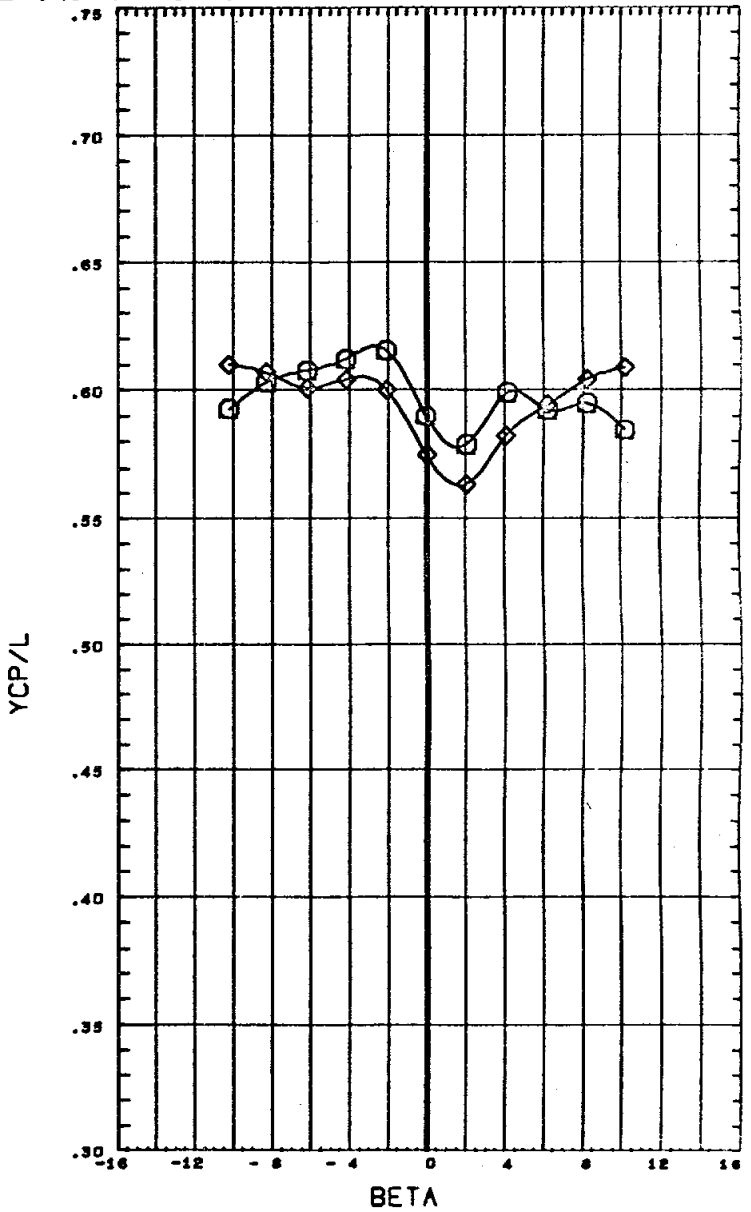
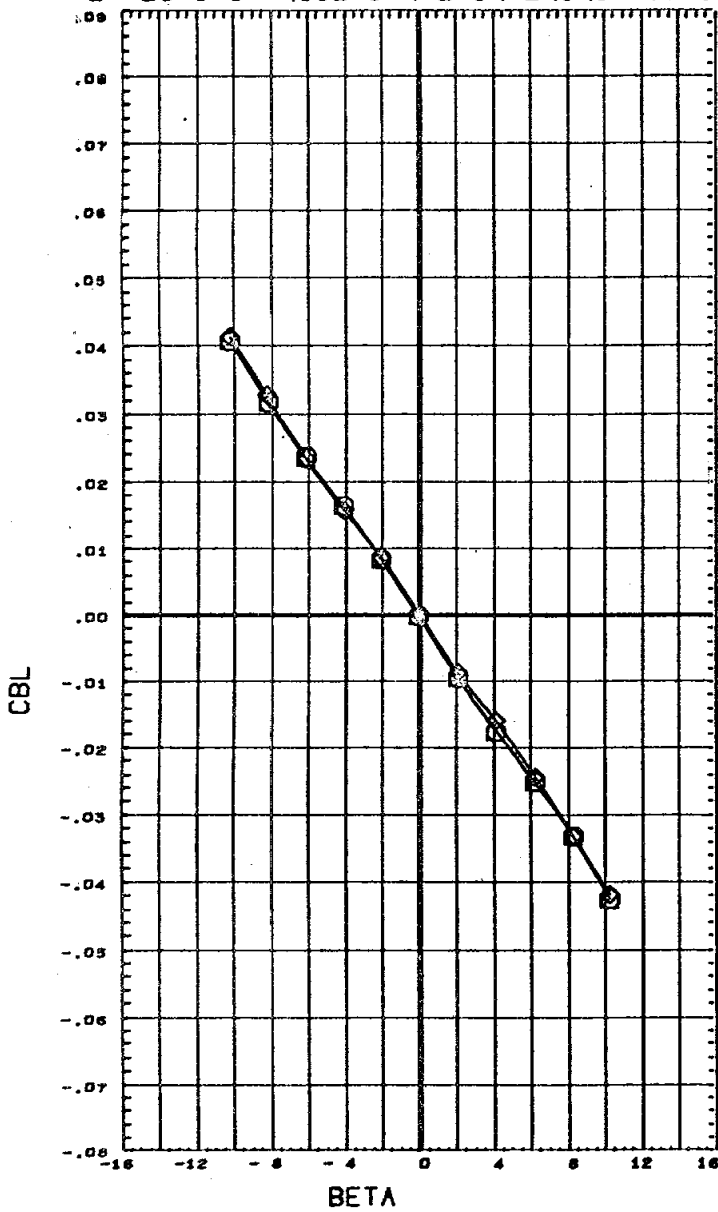


DATA SET SYMBOL CONFIGURATION DESCRIPTION
 (C77015) M556 (IA1) NAR ATP BL LV (O1) (T1) (S1)
 (C77013) M556 (IA1) NAR ATP BL LV (O1) (T2) (S1)
 (C77007) M556 (IA1) NAR ATP BL LV (O1) (T3) (S1)

PHI	ORBINC	RUDDER	AILRON	REFERENCE INFORMATION
80.000	0.000	0.000	0.000	SREF 7.4190 IN.
80.000	0.000	0.000	0.000	LREF 5.3120 IN.
80.000	0.000	0.000	0.000	BREF 5.3120 IN.
				XHRP 4.8200 IN.
				YHRP 0.0000 IN.
				ZHRP 0.0000 IN.
				SCALE 0.0040

MACH 1.97

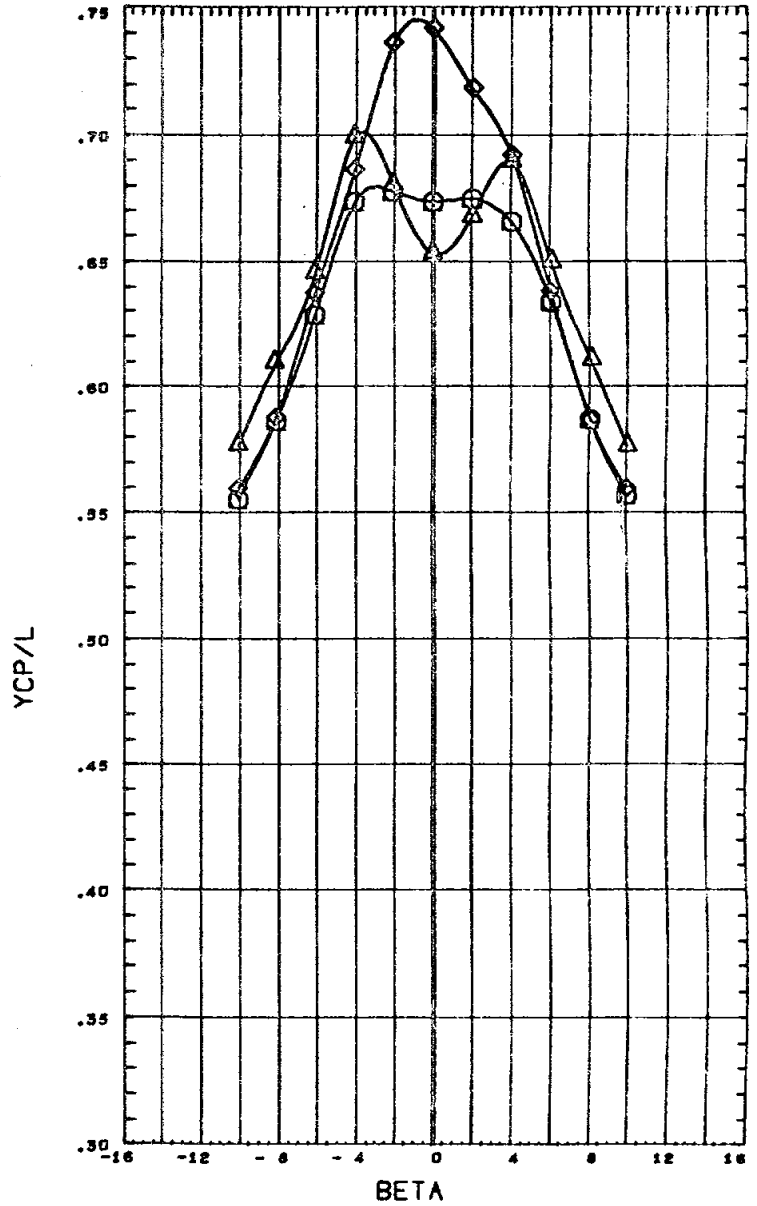
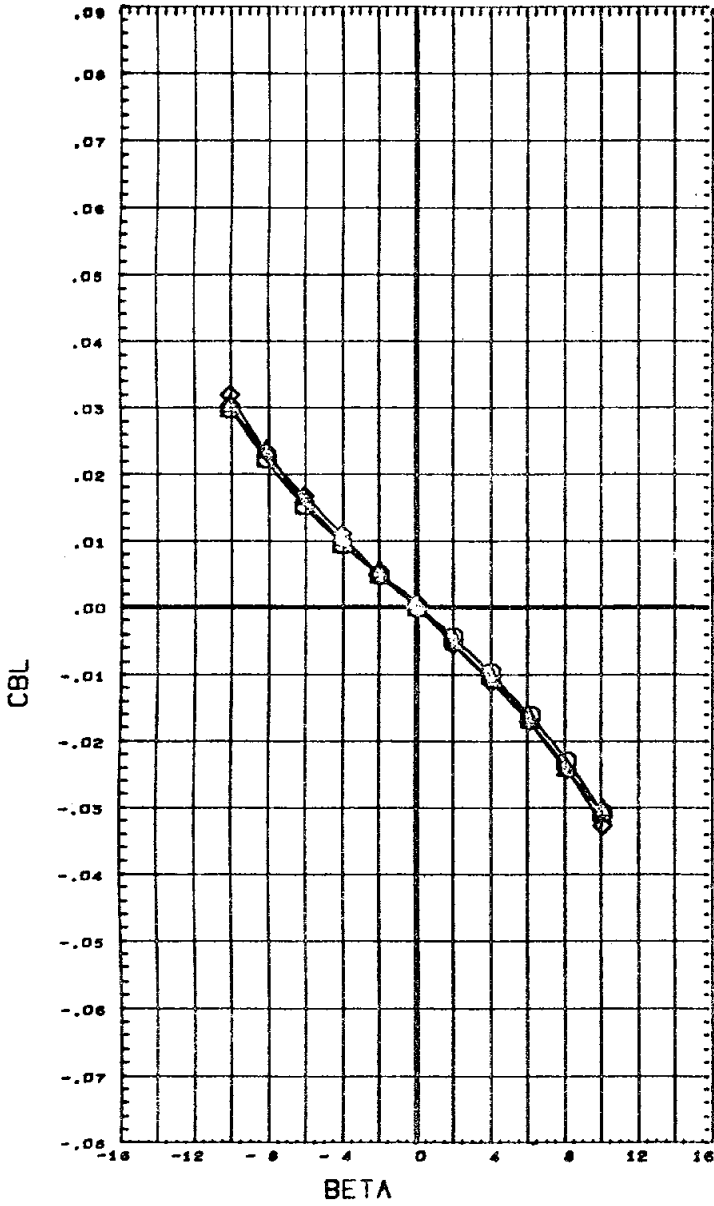
EFFECTS OF NOSE SHAPE ON LAUNCH VEHICLE (ASRM - OFF)



DATA SET SYMBOL	CONFIGURATION DESCRIPTION
(C77015)	M556 (IA1) NAR ATP BL LV (O1) (T1) (S1)
(C77011)	DATA NOT AVAILABLE FOR ALL CONDITIONS
(C77007)	M556 (IA1) NAR ATP BL LV (O1) (T3) (S1)

PHI	ORBINC	RUDDER	AILRON	REFERENCE INFORMATION
80.000	0.000	0.000	0.000	SREF 7.4190 sq. IN.
80.000	0.000	0.000	0.000	LREF 5.3120 IN.
80.000	0.000	0.000	0.000	BREF 5.3120 IN.
				XMRP 4.8200 IN.
				YMRP 0.0000 IN.
				ZMRP 0.0000 IN.
				SCALE 0.0040

EFFECTS OF NOSE SHAPE ON LAUNCH VEHICLE (ASRM - OFF)

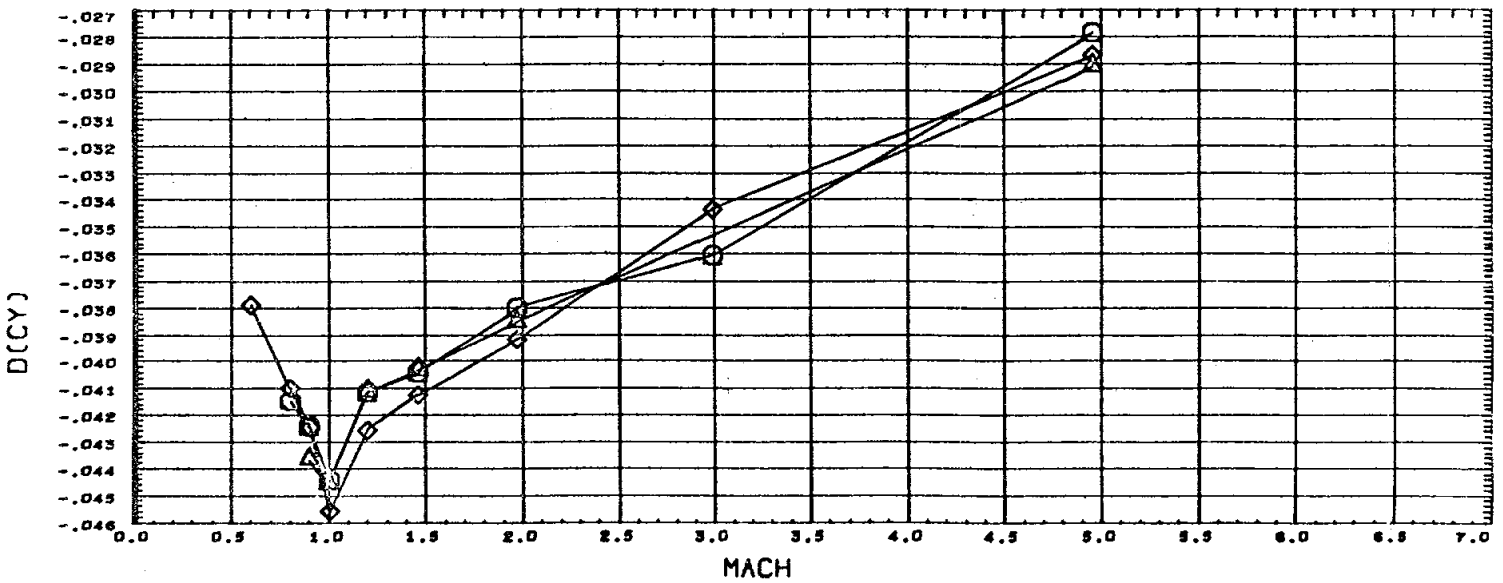
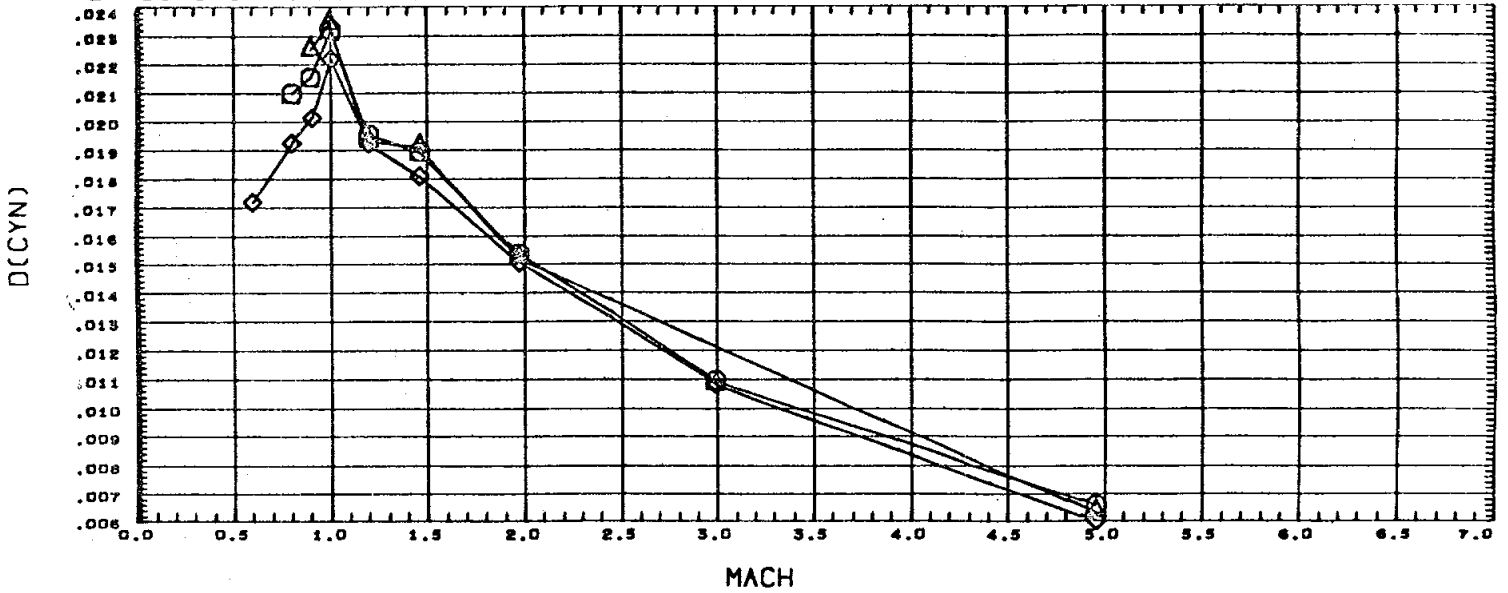


DATA SET SYMBOL	CONFIGURATION DESCRIPTION
(C77015)	M556(IA1) NAR ATP BL LV (O1) (T1) (S1)
(C77011)	M556(IA1) NAR ATP BL LV (O1) (T2) (S1)
(C77007)	M556(IA1) NAR ATP BL LV (O1) (T3) (S1)

PHI	ORBINC	RUDDER	AILRON	REFERENCE INFORMATION
80.000	0.000	0.000	0.000	SREF 7.4190 SQ. IN.
80.000	0.000	0.000	0.000	LREF 5.3120 IN.
80.000	0.000	0.000	0.000	BREF 5.3120 IN.
				XMRP 4.8200 IN.
				YHRP 0.0000 IN.
				ZHRP 0.0000 IN.
				SCALE 0.0040

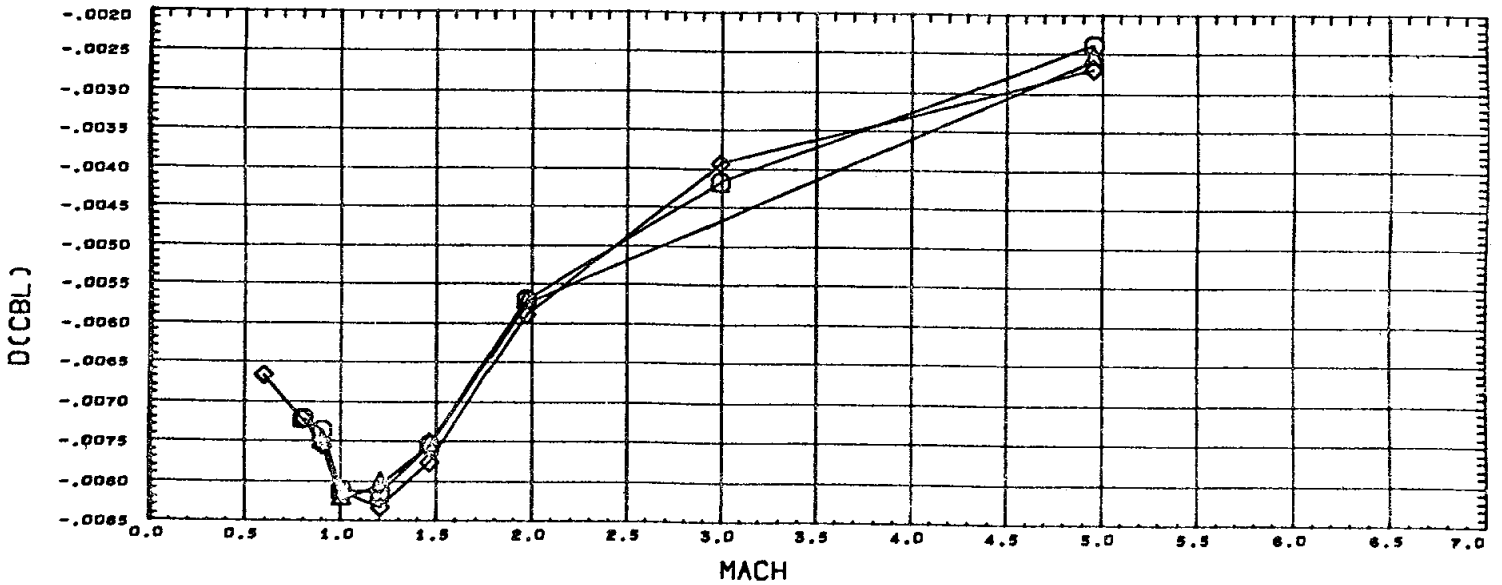
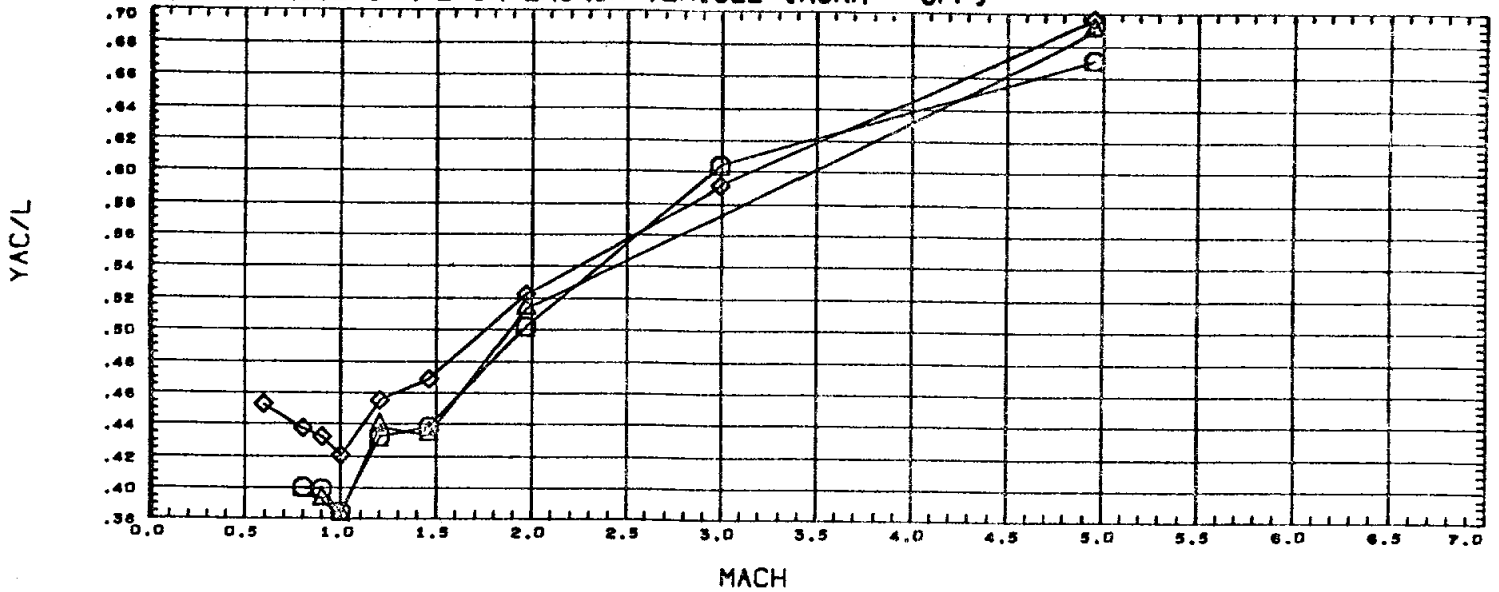
MACH 4.96

EFFECTS OF NOSE SHAPE ON LAUNCH VEHICLE (ASRM - OFF)



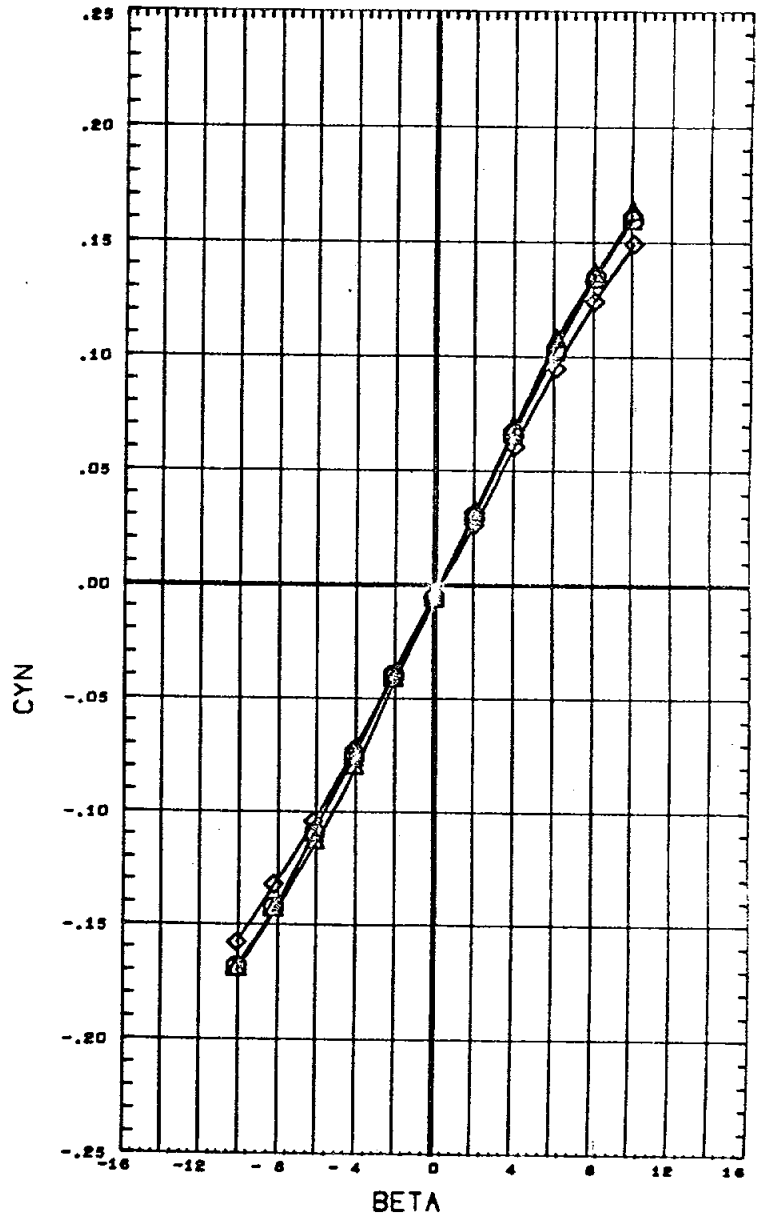
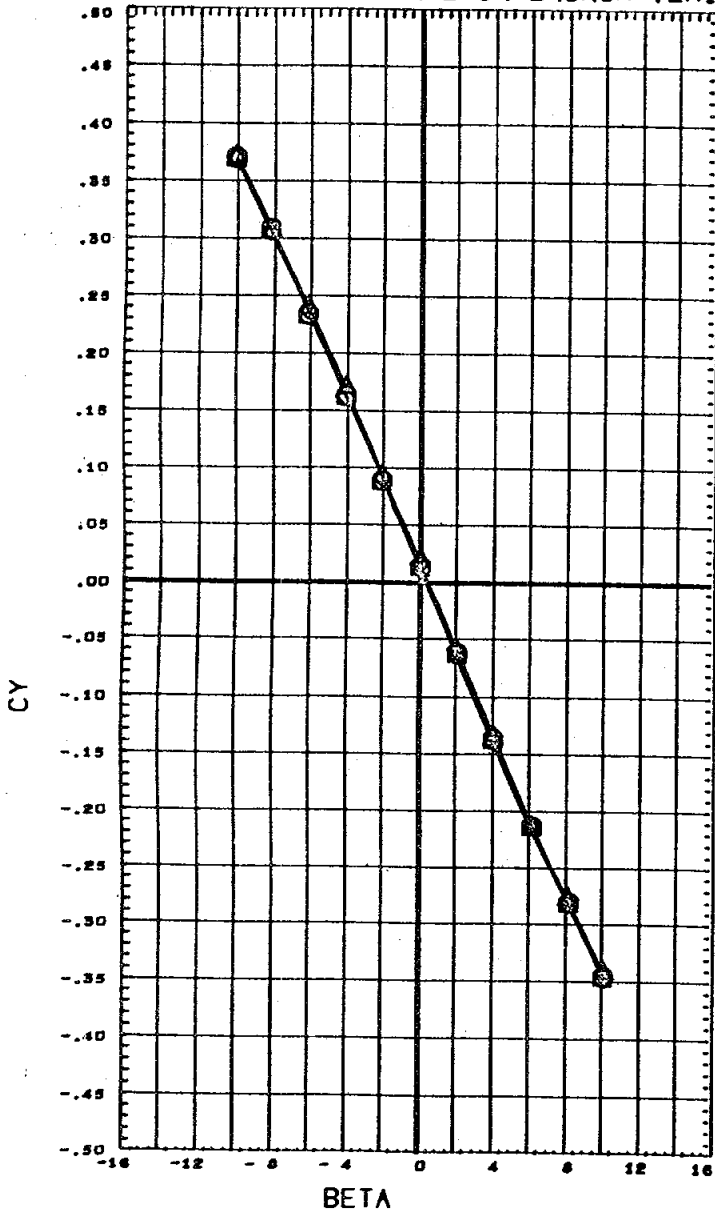
DATA SET SYMBOL	CONFIGURATION DESCRIPTION	PHI	ORBINC	RUDDER	AILRON	REFERENCE INFORMATION
(C77015)	M556 (IA1) NAR ATP BL LV (O1) (T1) (S1)	80.000	0.000	0.000	0.000	SREF 7.4190 39. IN.
(C77011)	M556 (IA1) NAR ATP BL LV (O1) (T2) (S1)	80.000	0.000	0.000	0.000	LREF 5.3120 IN.
(C77007)	M556 (IA1) NAR ATP BL LV (O1) (T3) (S1)	80.000	0.000	0.000	0.000	BREF 5.3120 IN. XMRP 4.8200 IN. YMRP 0.0000 IN. ZMRP 0.0000 IN. SCALE 0.0040

EFFECTS OF NOSE SHAPE ON LAUNCH VEHICLE (ASRM - OFF)



DATA SET SYMBOL	CONFIGURATION DESCRIPTION	PHI	ORBINC	RUDDER	AILRON	REFERENCE INFORMATION
(C77015)	M556 (IA1) NAR ATP BL LV (O1) (T1) (S1)	80.000	0.000	0.000	0.000	SREF 7.4190 50. IN.
(C77011)	M556 (IA1) NAR ATP BL LV (O1) (T2) (S1)	80.000	0.000	0.000	0.000	LREF 5.3120 IN.
(C77007)	M556 (IA1) NAR ATP BL LV (O1) (T3) (S1)	80.000	0.000	0.000	0.000	BREF 5.3120 IN. XMRP 4.8200 IN. YMRP 0.0000 IN. ZMRP 0.0000 IN. SCALE 0.0040

EFFECTS OF NOSE SHAPE ON LAUNCH VEHICLE (ASRM - ON)

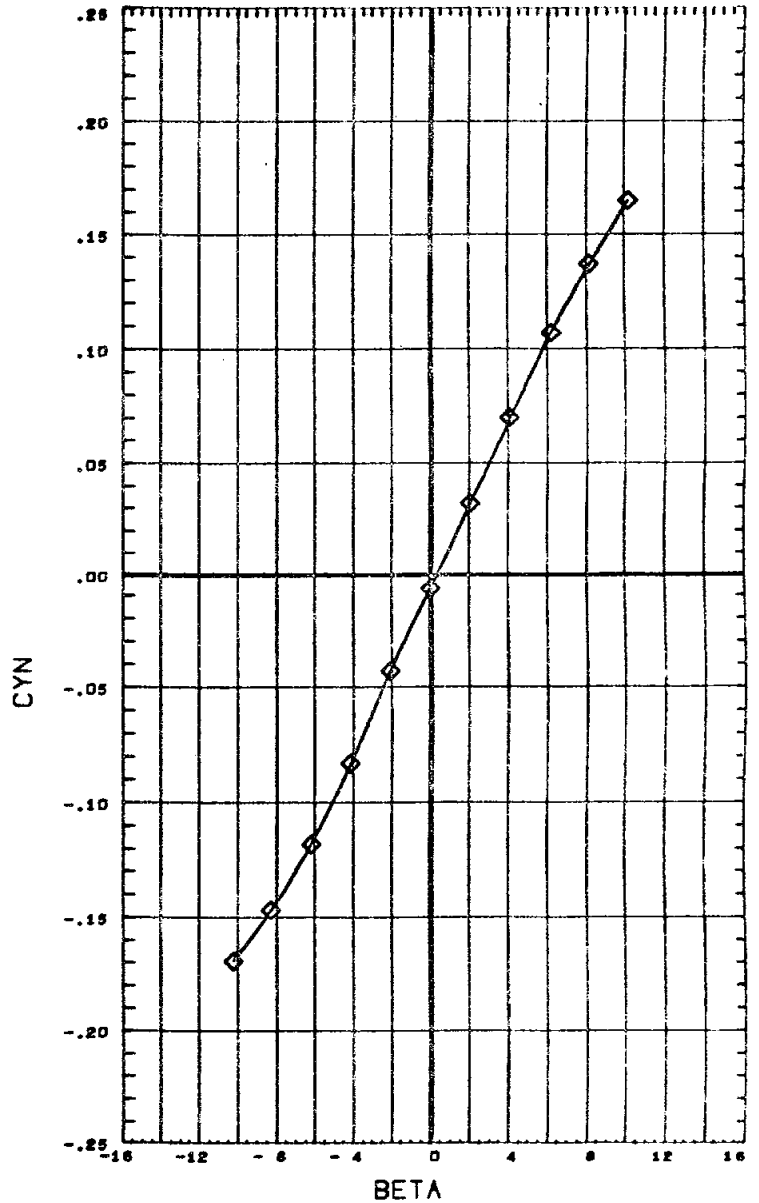
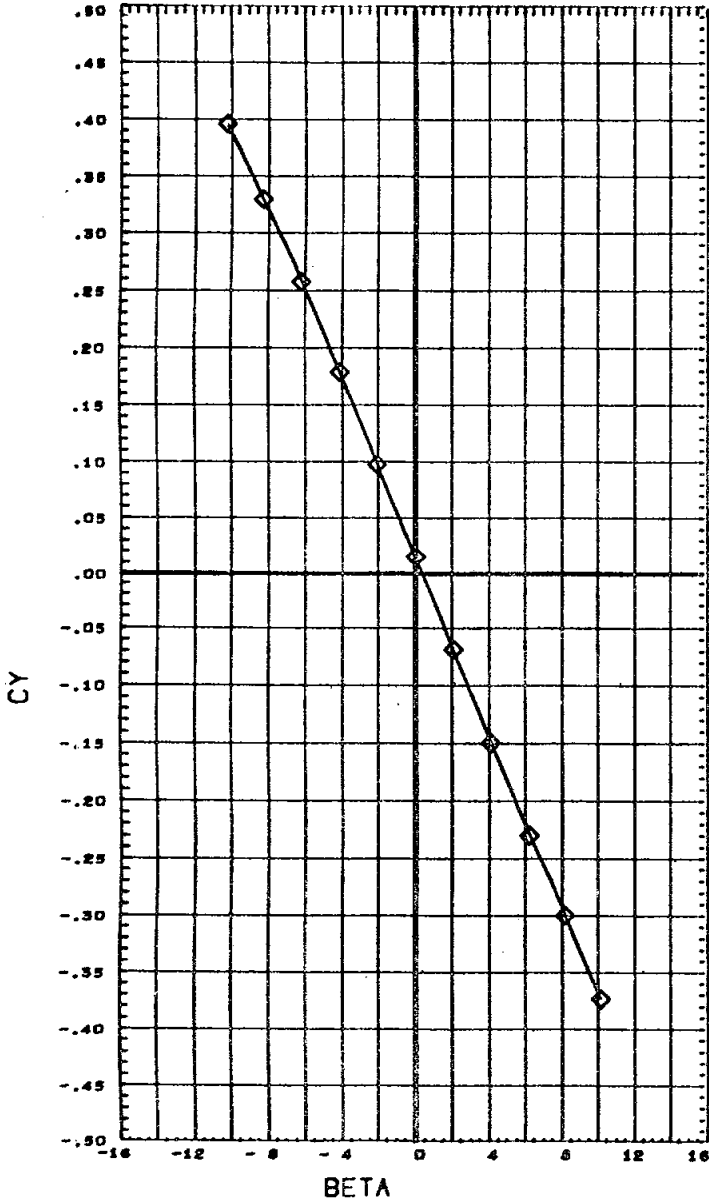


DATA SET SYMBOL	CONFIGURATION DESCRIPTION
(C77017)	M556 (IA1) NAR ATP BL LV (O2) (T1) (S1)
(C77018)	M556 (IA1) NAR ATP BL LV (O2) (T2) (S1)
(C77009)	M556 (IA1) NAR ATP BL LV (O2) (T3) (S1)

PHI	ORBINC	RUDDER	AILRON	REFERENCE INFORMATION
80.000	0.000	0.000	0.000	SREF 7.4190 SQ. IN.
80.000	0.000	0.000	0.000	LREF 5.3120 IN.
80.000	0.000	0.000	0.000	BREF 5.3120 IN.
				XMRP 4.8200 IN.
				YMRP 0.0000 IN.
				ZMRP 0.0000 IN.
				SCALE 0.0040

MACH .60

EFFECTS OF NOSE SHAPE ON LAUNCH VEHICLE (ASRM - ON)

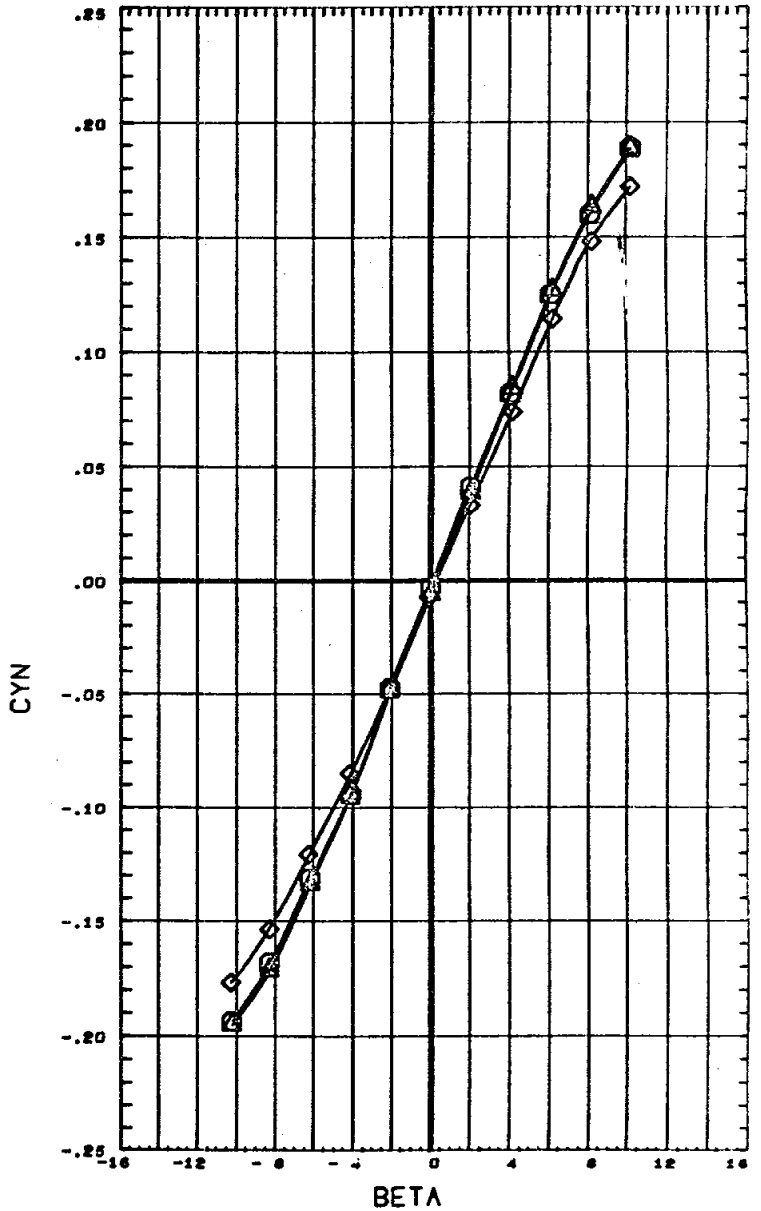
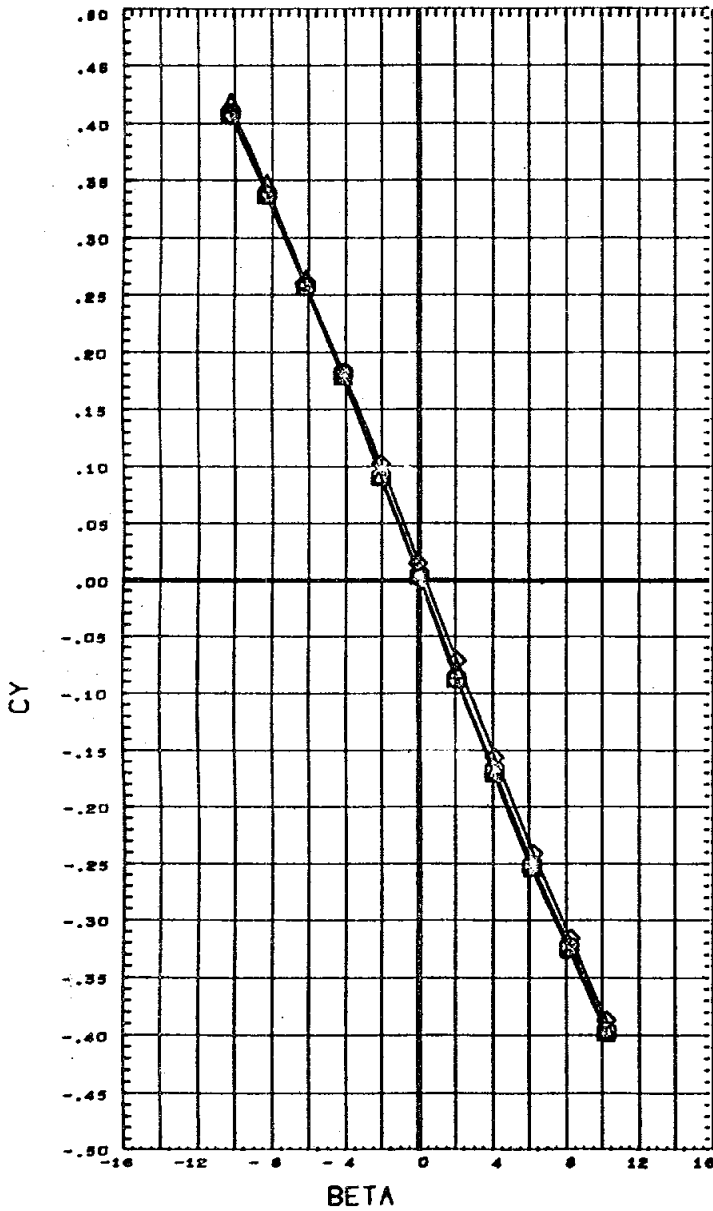


DATA SET SYMBOL CONFIGURATION DESCRIPTION
 (C77017) ○ DATA NOT AVAILABLE FOR ALL CONDITIONS
 (C77013) △ DATA NOT AVAILABLE FOR ALL CONDITIONS
 (C77009) ◇ M556 (IA1) NAR ATP BL LV (O2) (T3) (S1)

PHI	ORBINC	RUDDER	AILRON	REFERENCE INFORMATION	
60.000	0.000	0.000	0.000	SREF	7.4190 39. IN.
60.000	0.000	0.000	0.000	LREF	5.3120 IN.
60.000	0.000	0.000	0.000	BREF	5.3120 IN.
				XMRP	4.8200 IN.
				YMRP	0.0000 IN.
				ZMRP	0.0000 IN.
				SCALE	0.0040

MACH .80

EFFECTS OF NOSE SHAPE ON LAUNCH VEHICLE (ASRM - ON)

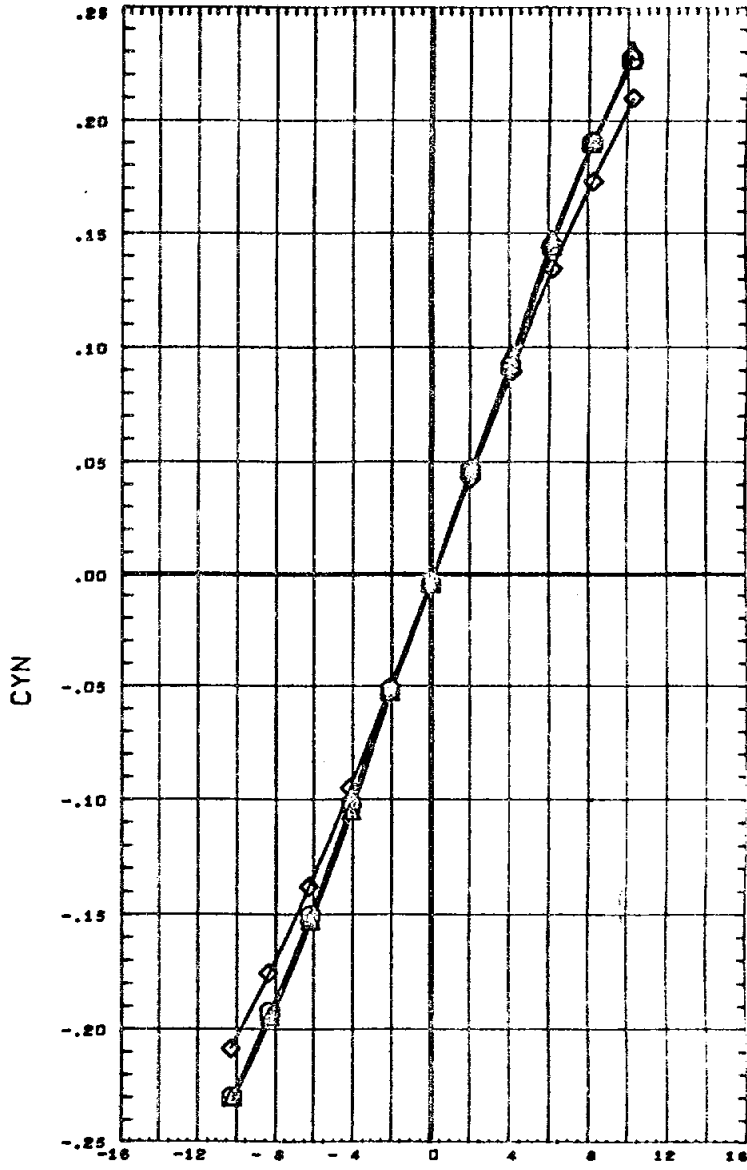
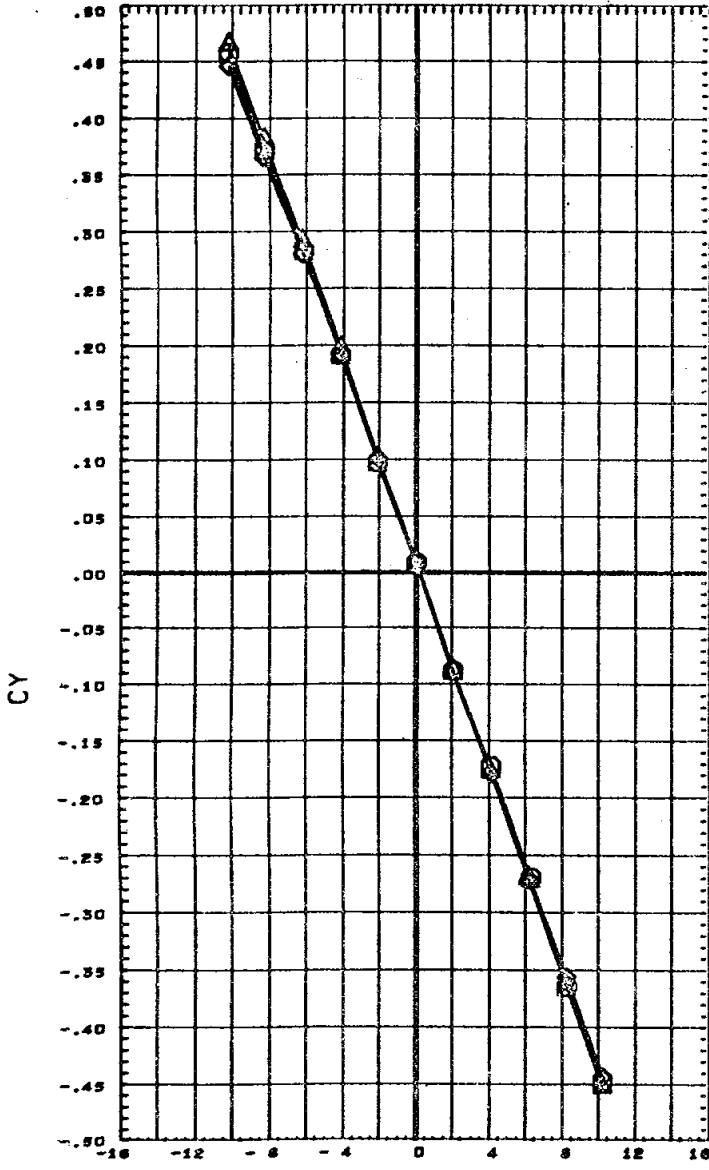


DATA SET SYMBOL	CONFIGURATION DESCRIPTION
(C77017)	M556 (IA1) NAR ATP BL LV (O2) (T1) (S1)
(C77013)	M556 (IA1) NAR ATP BL LV (O2) (T2) (S1)
(C77009)	M556 (IA1) NAR ATP BL LV (O2) (T3) (S1)

PHI	ORBINC	RUDDER	AILRON	REFERENCE INFORMATION
80.000	0.000	0.000	0.000	SREF 7.4190 SQ. IN.
80.000	0.000	0.000	0.000	LREF 5.3120 IN.
80.000	0.000	0.000	0.000	BREF 5.3120 IN.
				XMRP 4.8200 IN.
				YMRP 0.0000 IN.
				ZMRP 0.0000 IN.
				SCALE 0.0040

MACH .90

EFFECTS OF NOSE SHAPE ON LAUNCH VEHICLE (ASRM - ON)

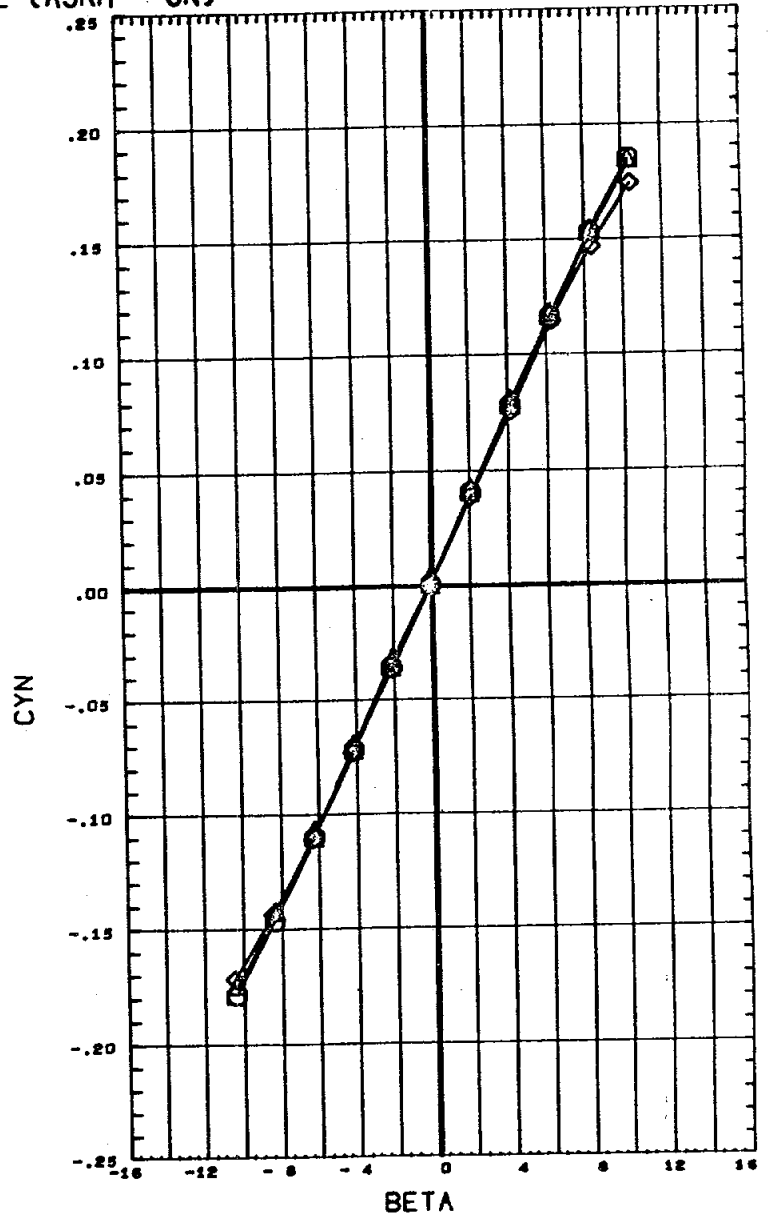
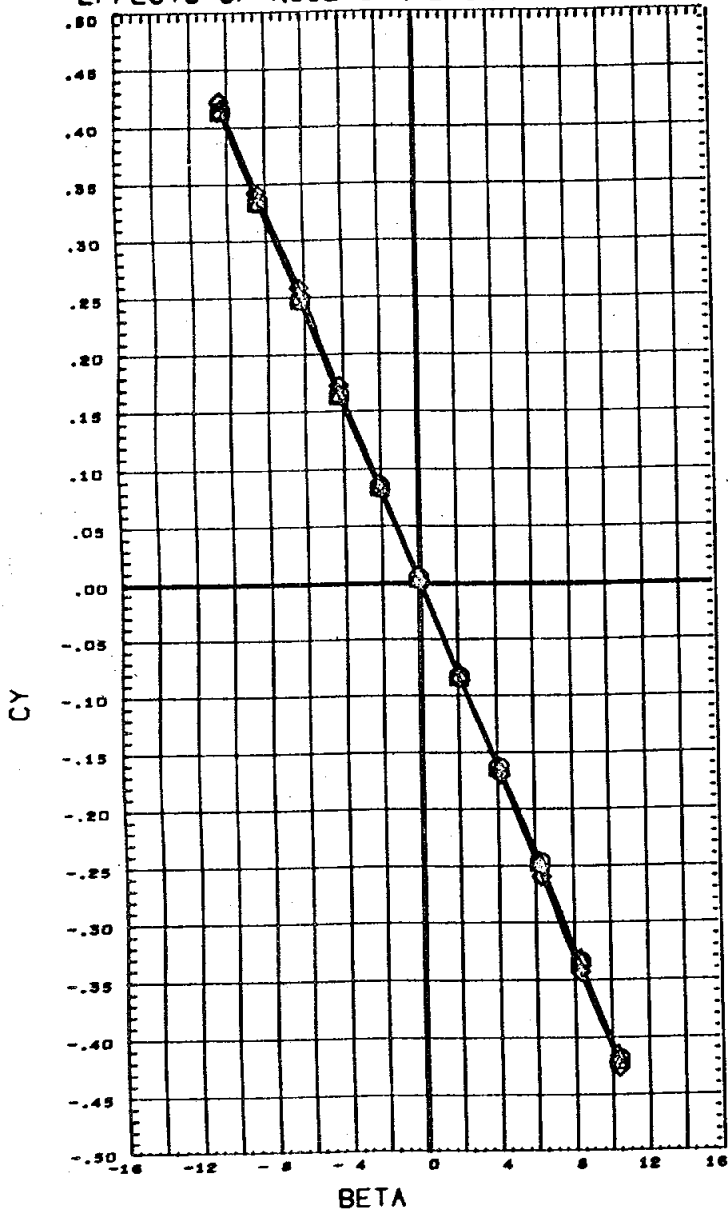


DATA SET SYMBOL	CONFIGURATION DESCRIPTION
(C77017)	M556 (IA1) NAR ATP BL LV (O2) (T1) (S1)
(C77013)	M556 (IA1) NAR ATP BL LV (O2) (T2) (S1)
(C77009)	M556 (IA1) NAR ATP BL LV (O2) (T3) (S1)

PHI	ORBINC	RUDDER	AILRON	REFERENCE INFORMATION
80.000	0.000	0.000	0.000	SREF 7.4190 SQ. IN.
80.000	0.000	0.000	0.000	LREF 5.3120 IN.
80.000	0.000	0.000	0.000	BREF 5.3120 IN.
				XHRP 4.8200 IN.
				YHRP 0.0000 IN.
				ZHRP 0.0000 IN.
				SCALE 0.0040

MACH 1.00

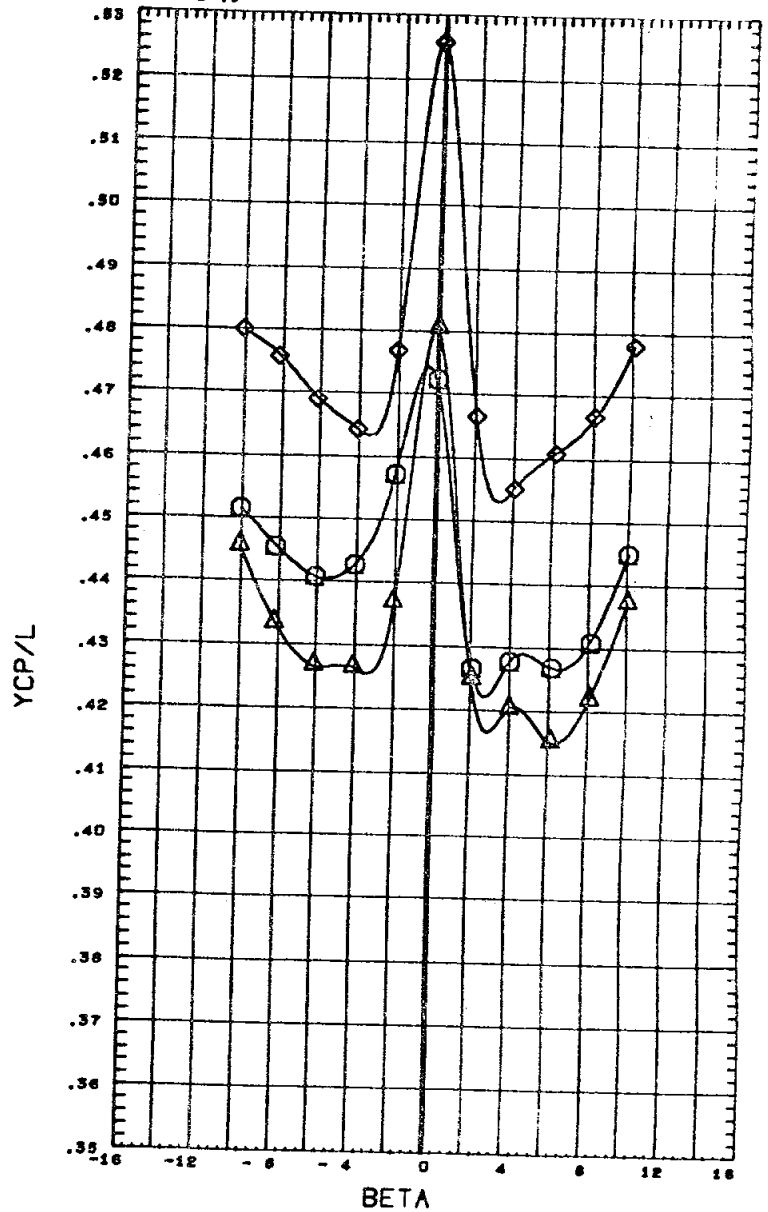
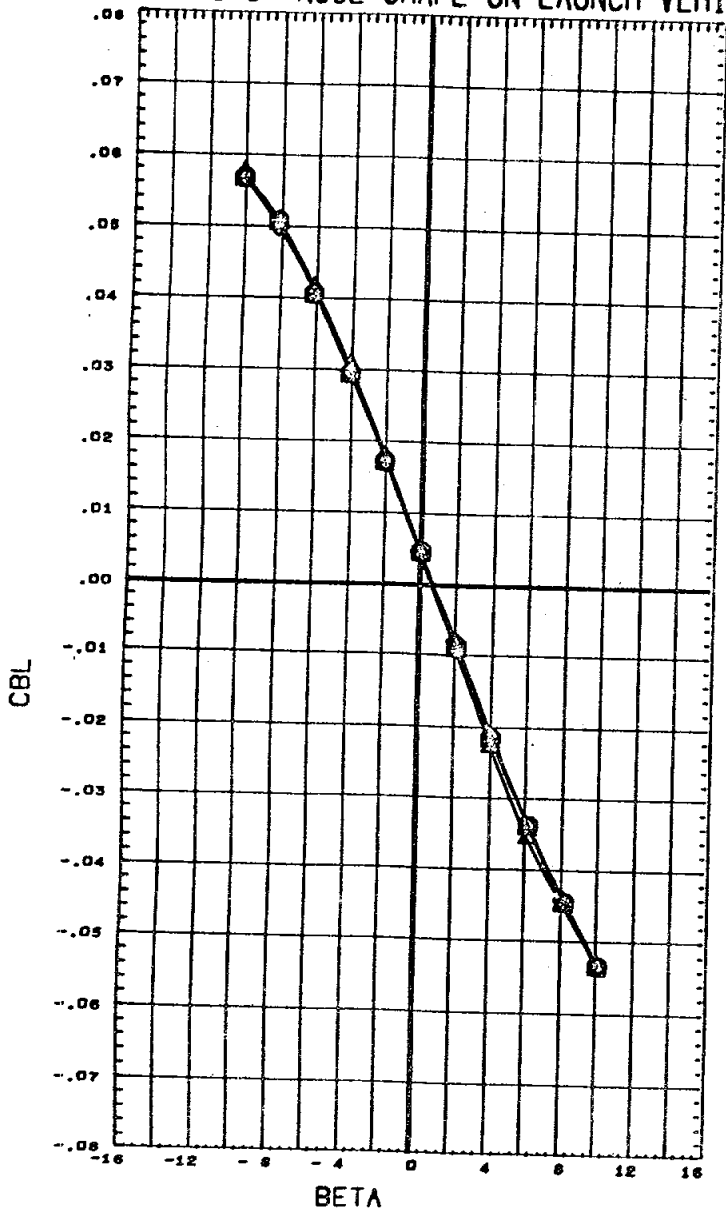
EFFECTS OF NOSE SHAPE ON LAUNCH VEHICLE (ASRM - ON)



DATA SET SYMBOL	CONFIGURATION DESCRIPTION
(C77017)	M556 (IA1) NAR ATP BL LV (O2) (T1) (S1)
(C77013)	M556 (IA1) NAR ATP BL LV (O2) (T2) (S1)
(C77009)	M556 (IA1) NAR ATP BL LV (O2) (T3) (S1)

PHI	ORBINC	RUDDER	AILRON	REFERENCE INFORMATION
80.000	0.000	0.000	0.000	SREF 7.4190 SQ. IN.
80.000	0.000	0.000	0.000	LREF 5.3120 IN.
80.000	0.000	0.000	0.000	BREF 5.3120 IN.
				XMRP 4.8200 IN.
				YMRP 0.0000 IN.
				ZMRP 0.0000 IN.
				SCALE 0.0040

EFFECTS OF NOSE SHAPE ON LAUNCH VEHICLE (ASRM - 0N)

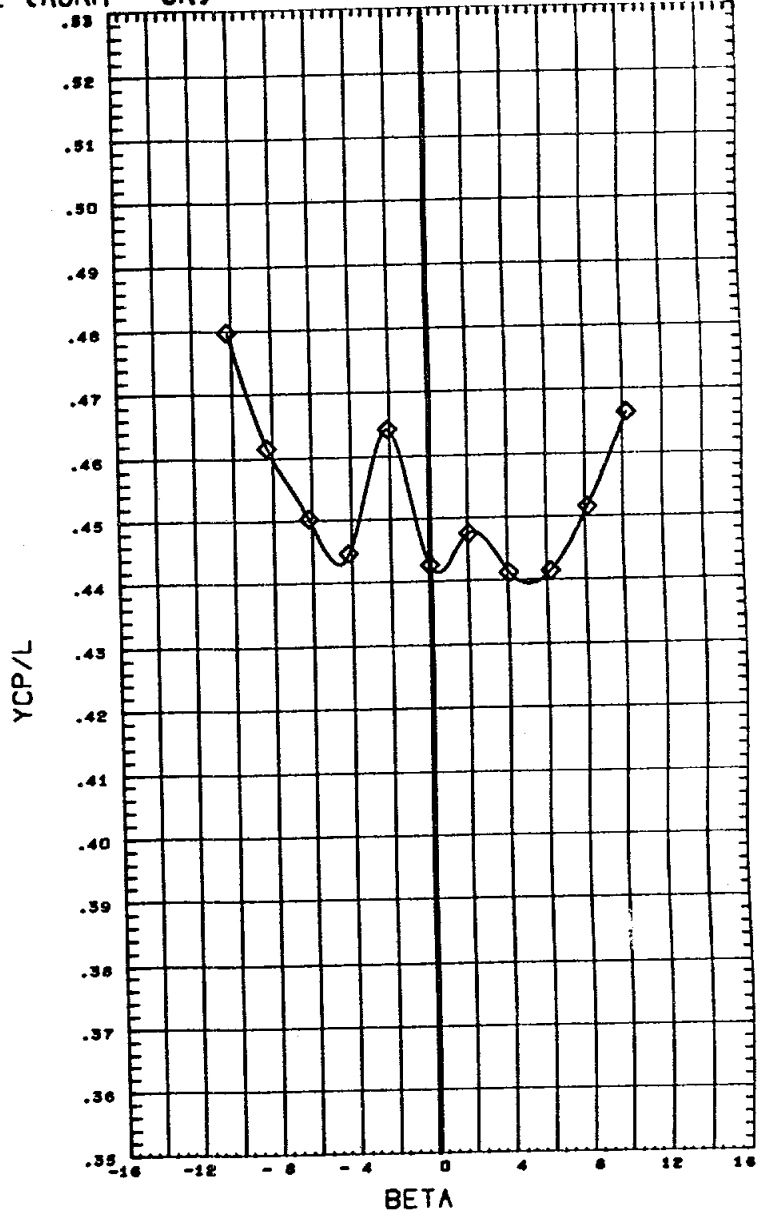
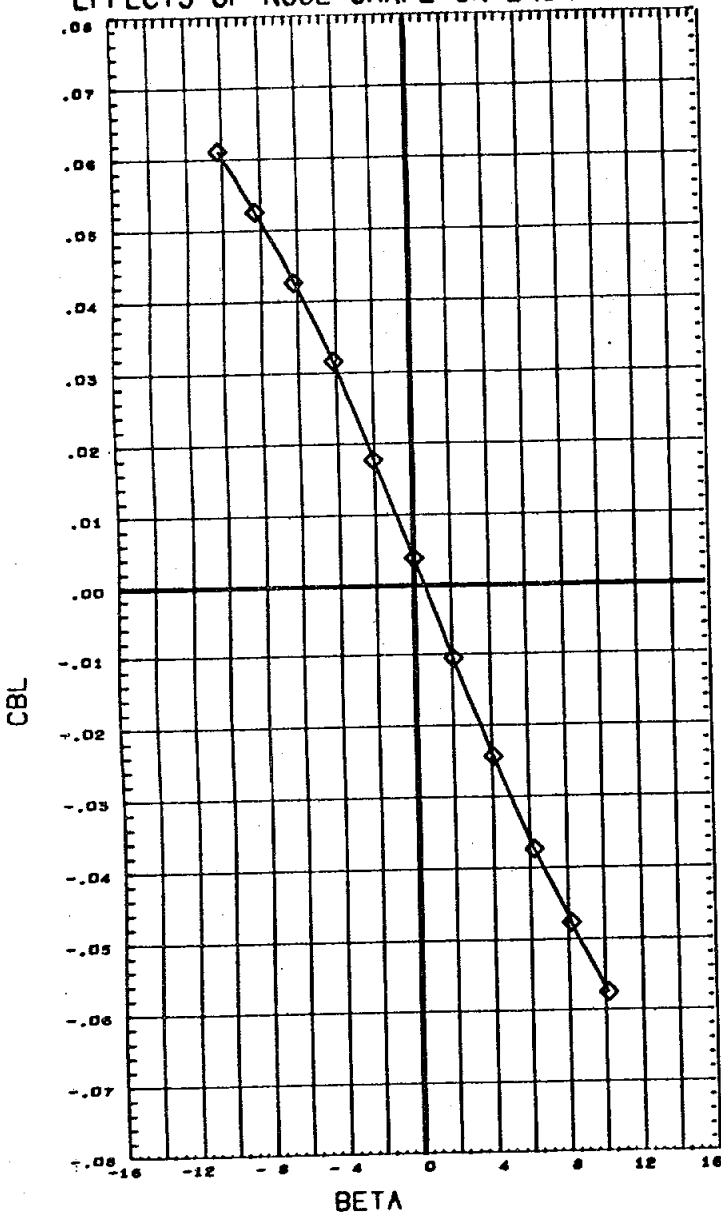


DATA SET SYMBOL	CONFIGURATION DESCRIPTION
(C77017)	M556 (IA1) NAR ATP BL LV (O2) (T1) (S1)
(C77013)	M556 (IA1) NAR ATP BL LV (O2) (T2) (S1)
(C77009)	M556 (IA1) NAR ATP BL LV (O2) (T3) (S1)

PHI	ORBINC	RUDDER	AILRON	REFERENCE INFORMATION
80.000	0.000	0.000	0.000	SREF 7.4190 30. IN.
80.000	0.000	0.000	0.000	LREF 5.3120 IN.
80.000	0.000	0.000	0.000	BREF 5.3120 IN.
				XMRP 4.8200 IN.
				YMRP 0.0000 IN.
				ZMRP 0.0000 IN.
				SCALE 0.0040

MACH .60

EFFECTS OF NOSE SHAPE ON LAUNCH VEHICLE (ASRM - ON)

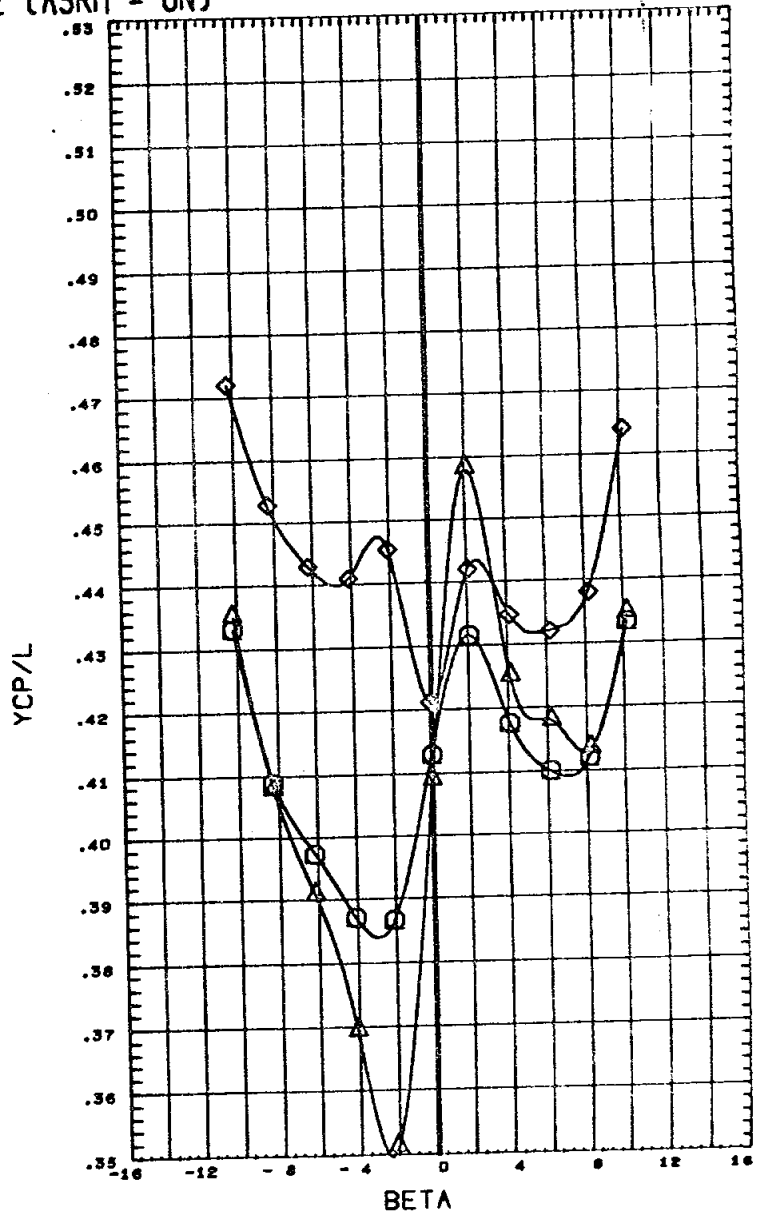
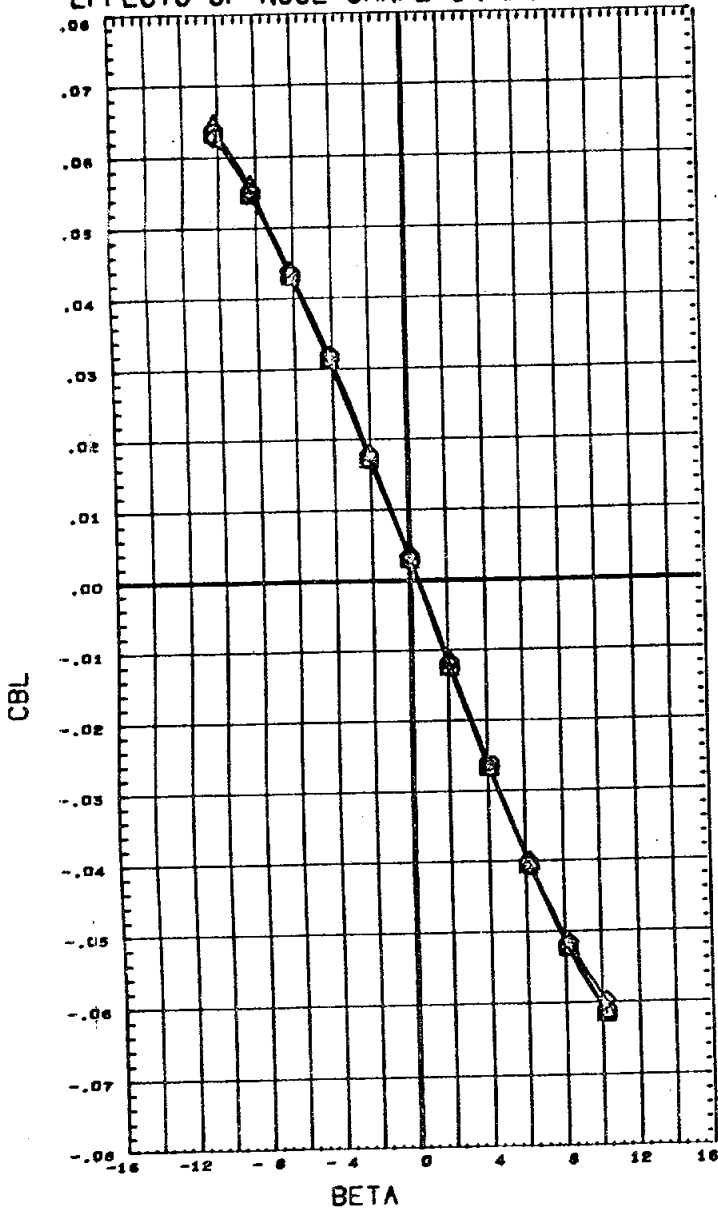


DATA SET SYMBOL CONFIGURATION DESCRIPTION
 (C77017) DATA NOT AVAILABLE FOR ALL CONDITIONS
 (C77015) DATA NOT AVAILABLE FOR ALL CONDITIONS
 (C77009) M556 (IA1) NAR ATP BL LV (O2) (T3) (S1)

PHI	ORBINC	RUDDER	AILRON	REFERENCE INFORMATION	
80.000	0.000	0.000	0.000	SREF	7.4190 SQ. IN.
80.000	0.000	0.000	0.000	LREF	5.3120 IN.
80.000	0.000	0.000	0.000	BREF	5.3120 IN.
				XHRP	4.6200 IN.
				YHRP	0.0000 IN.
				ZHRP	0.0000 IN.
				SCALE	0.0040

MACH .80

EFFECTS OF NOSE SHAPE ON LAUNCH VEHICLE (ASRM - ON)

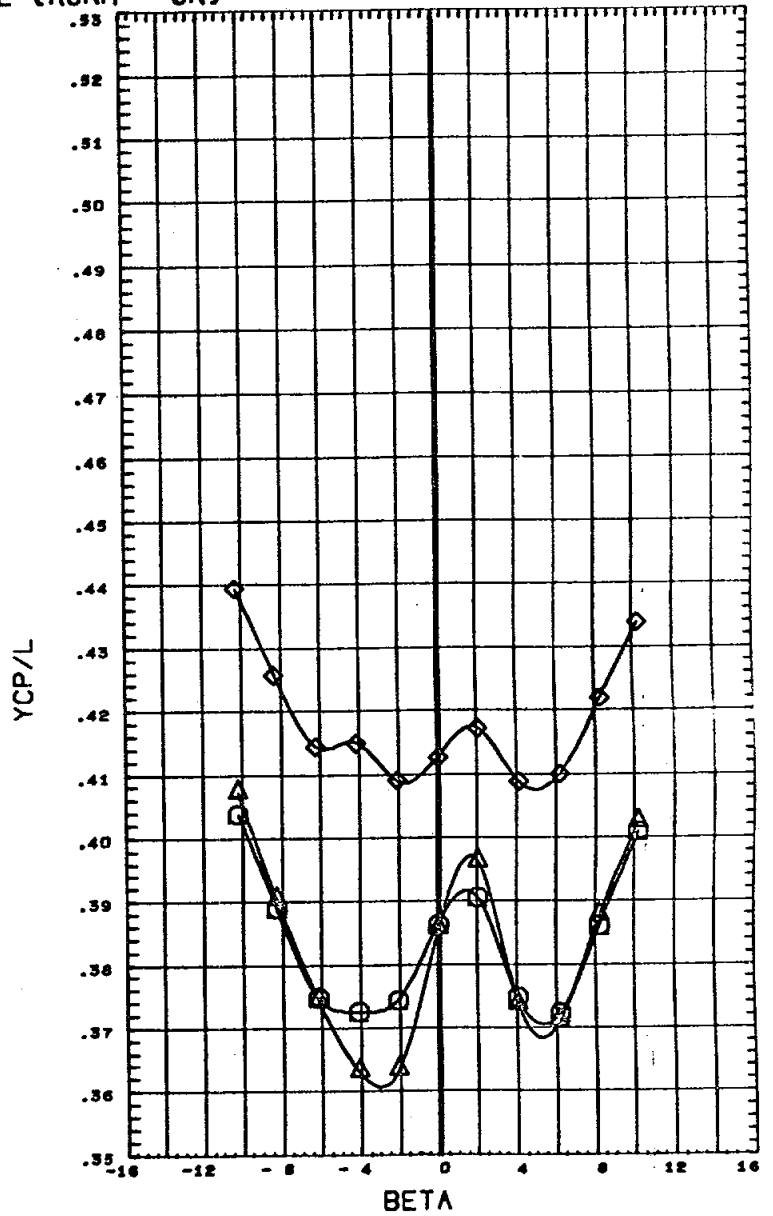
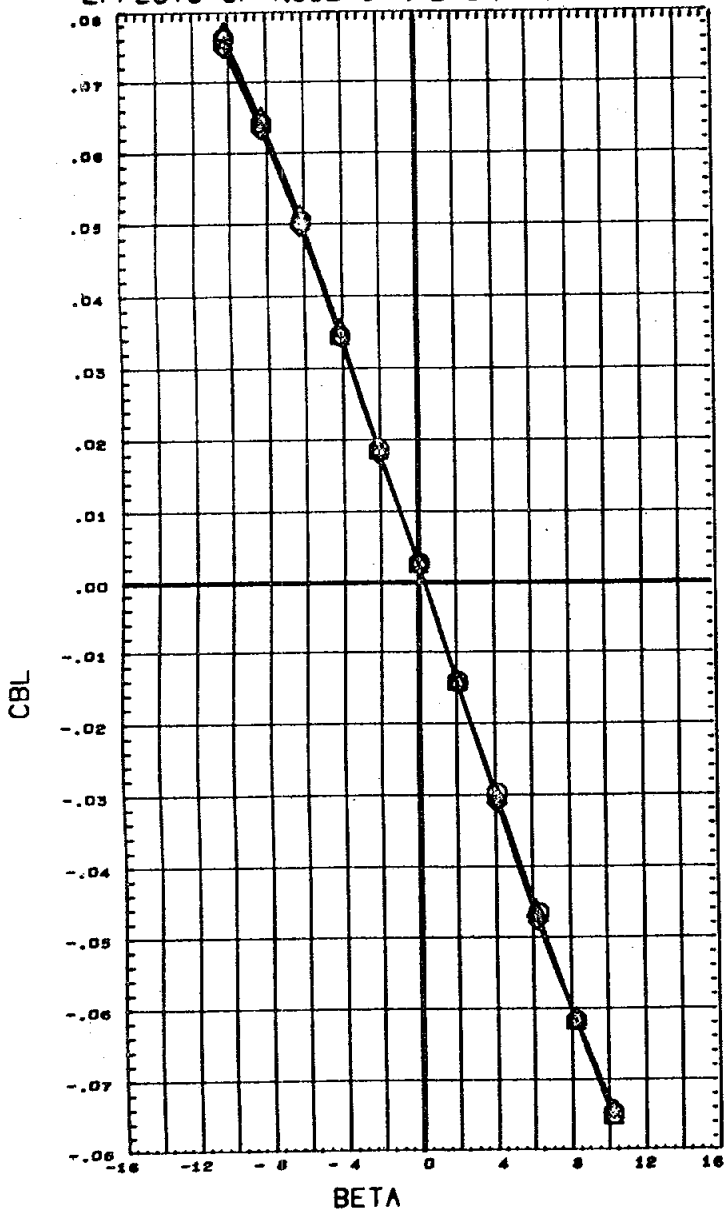


DATA SET SYMBOL	CONFIGURATION DESCRIPTION
(C77017)	M556 (IA1) NAR ATP BL LV (O2) (T1) (S1)
(C77013)	M556 (IA1) NAR ATP BL LV (O2) (T2) (S1)
(C77009)	M556 (IA1) NAR ATP BL LV (O2) (T3) (S1)

PHI	ORBINC	RUDDER	AILRON	REFERENCE INFORMATION
80.000	0.000	0.000	0.000	SREF 7.4190 38. IN.
80.000	0.000	0.000	0.000	LREF 5.3120 IN.
80.000	0.000	0.000	0.000	BREF 5.3120 IN.
				XMRP 4.8200 IN.
				YMRP 0.0000 IN.
				ZMRP 0.0000 IN.
				SCALE 0.0040

MACH .90

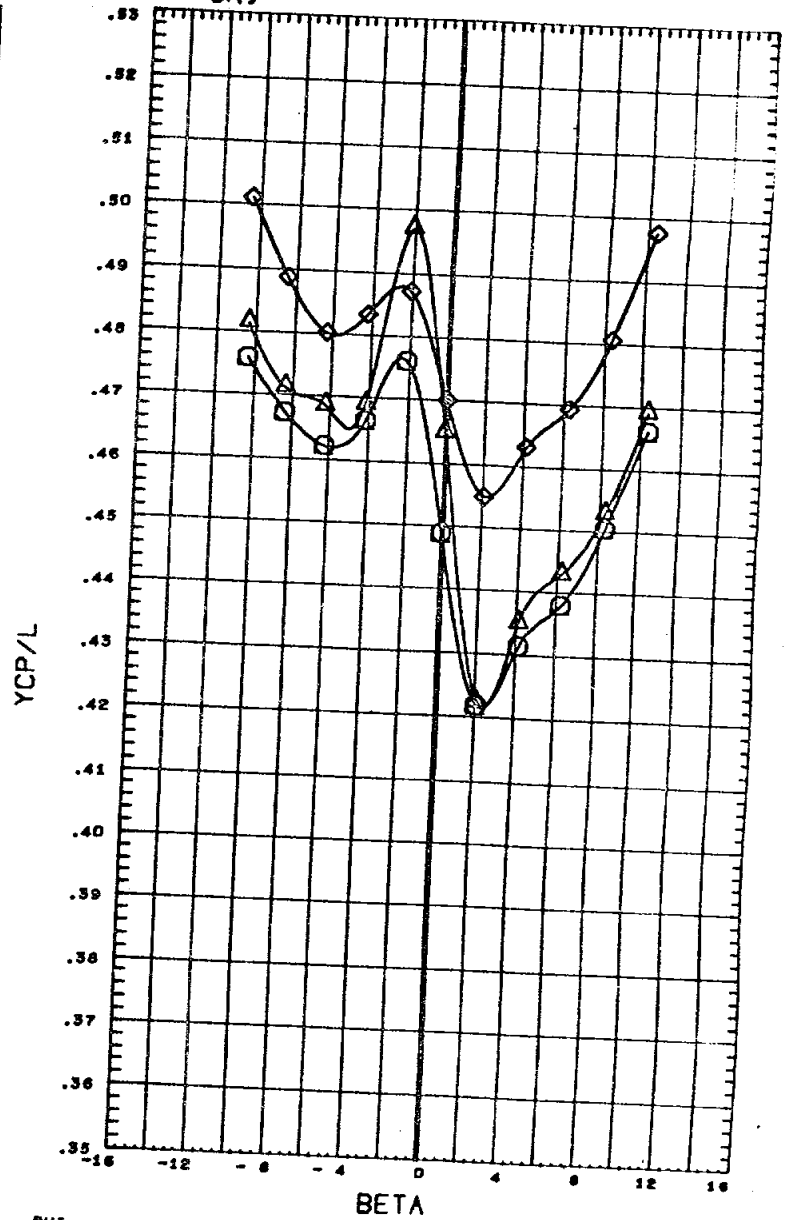
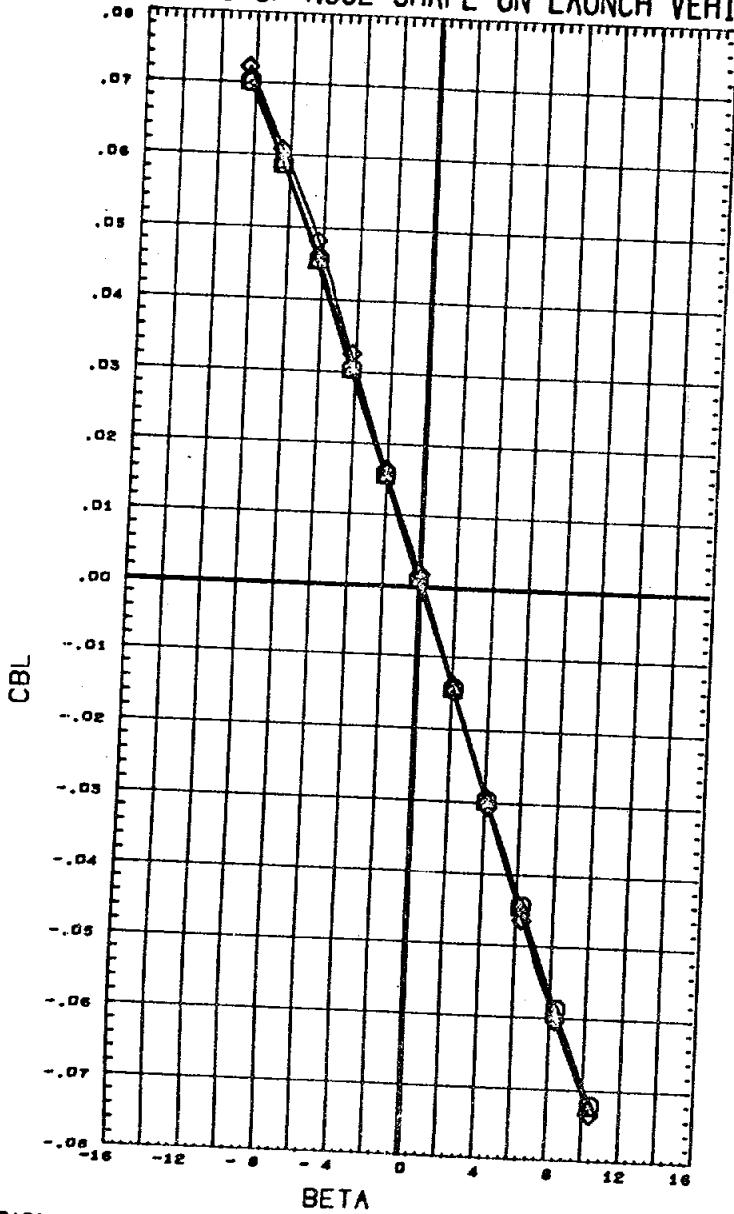
EFFECTS OF NOSE SHAPE ON LAUNCH VEHICLE (ASRM - ON)



DATA SET SYMBOL	CONFIGURATION DESCRIPTION
(C77017)	M556 (IA1) NAR ATP BL LV (O2) (T1) (S1)
(C77013)	M556 (IA1) NAR ATP BL LV (O2) (T2) (S1)
(C77009)	M556 (IA1) NAR ATP BL LV (O2) (T3) (S1)

PHI	ORBINC	RUDDER	AILRON	REFERENCE INFORMATION
80.000	0.000	0.000	0.000	SREF 7.4190 SQ. IN.
80.000	0.000	0.000	0.000	LREF 5.3120 IN.
80.000	0.000	0.000	0.000	BREF 5.3120 IN.
				XMRP 4.8200 IN.
				YMRP 0.0000 IN.
				ZMRP 0.0000 IN.
				SCALE 0.0040

EFFECTS OF NOSE SHAPE ON LAUNCH VEHICLE (ASRM - ON)

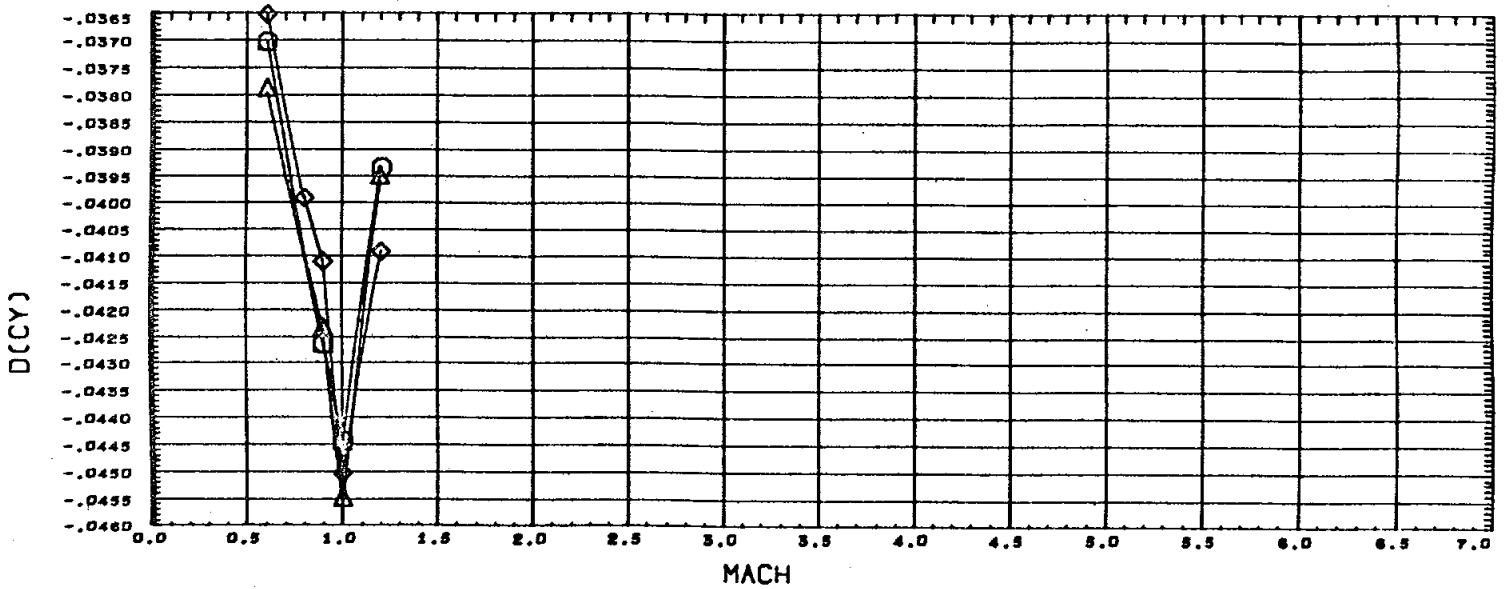
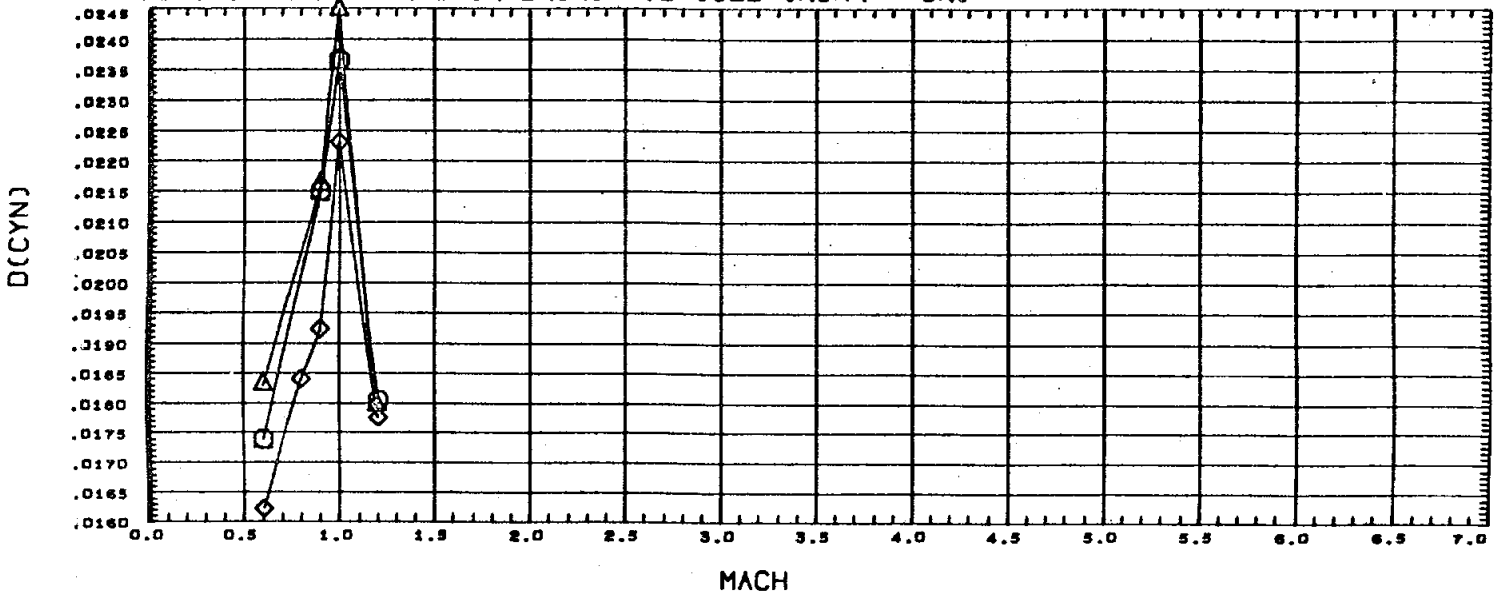


DATA SET SYMBOL	CONFIGURATION DESCRIPTION
(C77017)	M556 (IA1) NAR ATP BL LV (O2) (T1) (S1)
(C77013)	M556 (IA1) NAR ATP BL LV (O2) (T2) (S1)
(C77009)	M556 (IA1) NAR ATP BL LV (O2) (T3) (S1)

PHI	ORBINC	RUDDER	AILRON	REFERENCE INFORMATION
80.000	0.000	0.000	0.000	SREF 7.4190 SQ. IN.
80.000	0.000	0.000	0.000	LREF 5.3120 IN.
80.000	0.000	0.000	0.000	BREF 5.3120 IN.
				XMRP 4.8200 IN.
				YMRP 0.0000 IN.
				ZMRP 0.0000 IN.
				SCALE 0.0040

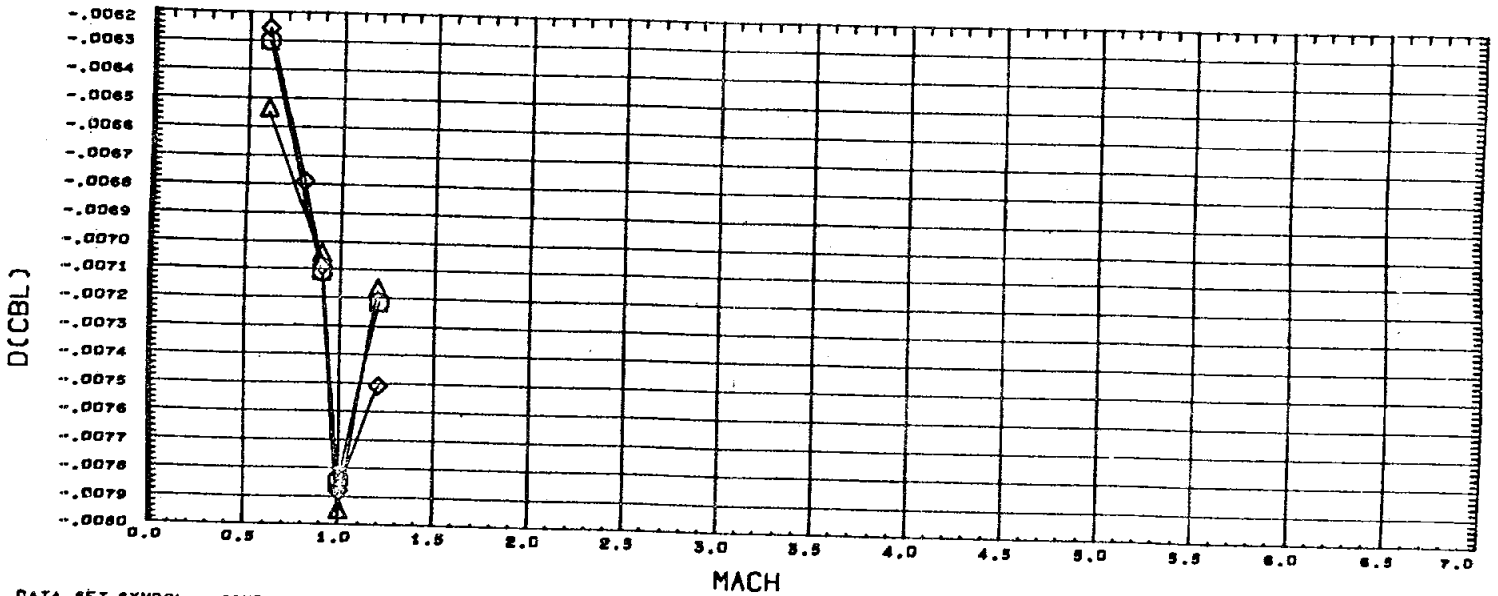
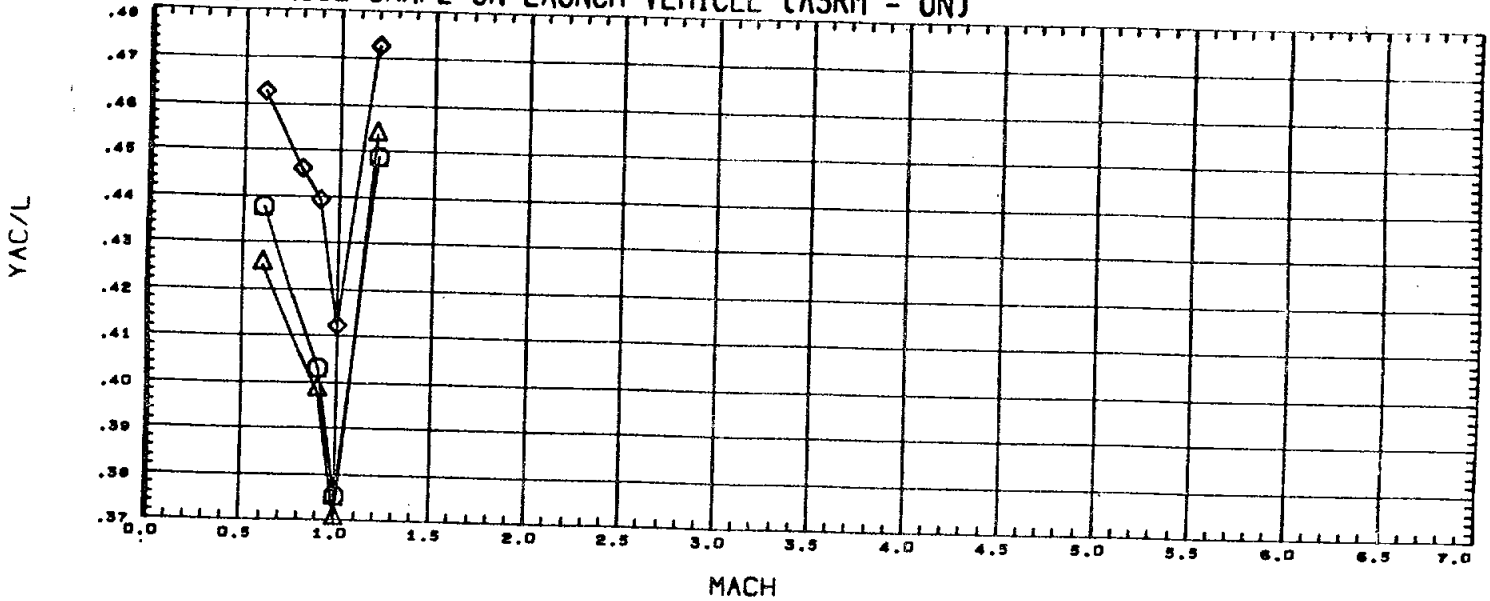
MACH 1.20

EFFECTS OF NOSE SHAPE ON LAUNCH VEHICLE (ASRM - ON)



DATA SET SYMBOL	CONFIGURATION DESCRIPTION	PHI	ORBINC	RUDDER	AILRON	REFERENCE INFORMATION
(C77017)	M556 (IA1) NAR ATP BL LV (O2) (T1) (S1)	80.000	0.000	0.000	0.000	SREF 7.4190 SQ. IN.
(C77013)	M556 (IA1) NAR ATP BL LV (O2) (T2) (S1)	80.000	0.000	0.000	0.000	LREF 5.3120 IN.
(C77009)	M556 (IA1) NAR ATP BL LV (O2) (T3) (S1)	80.000	0.000	0.000	0.000	BREF 5.3120 IN. XMRP 4.6200 IN. YMRP 0.0000 IN. ZMRP 0.0000 IN. SCALE 0.0040

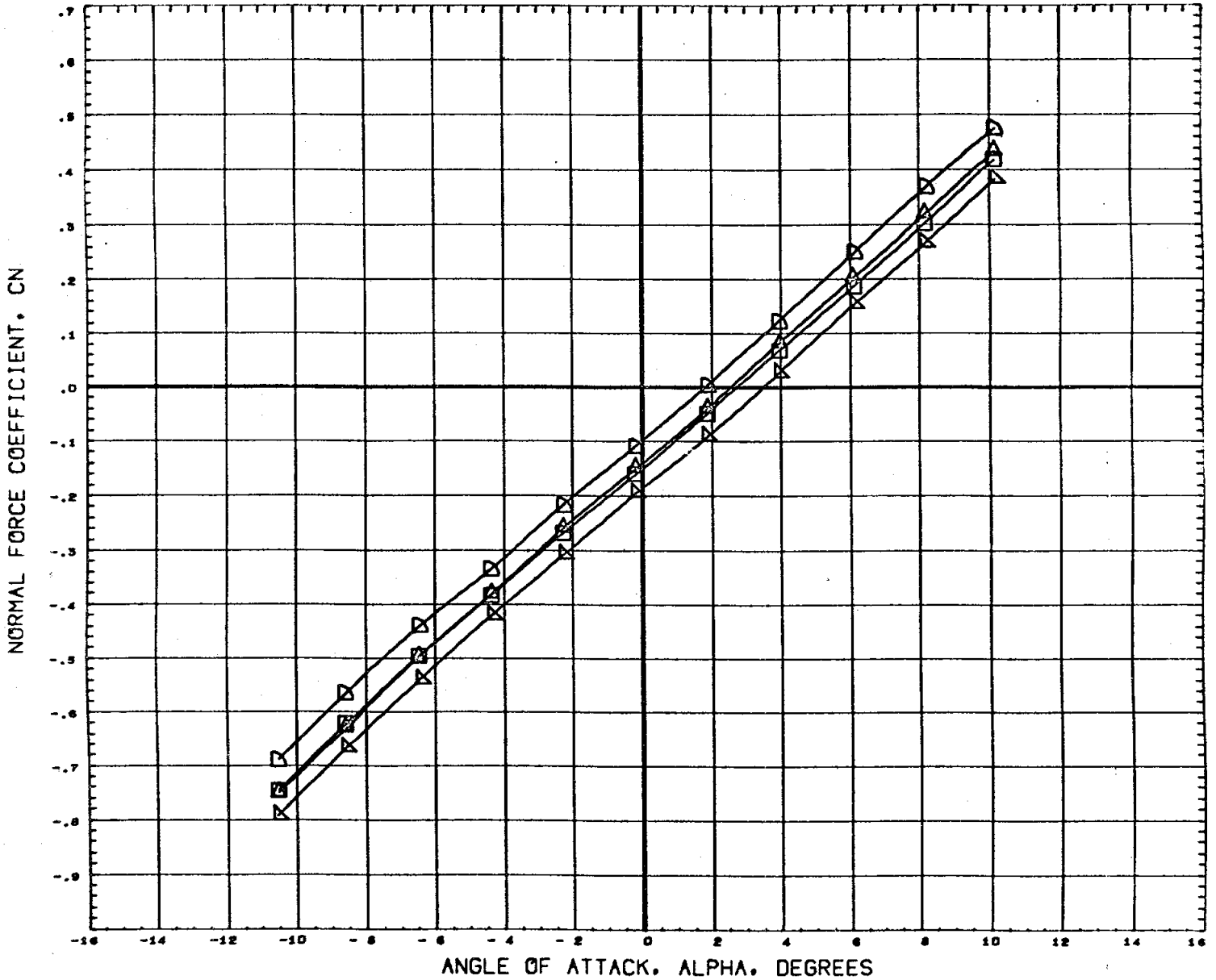
EFFECTS OF NOSE SHAPE ON LAUNCH VEHICLE (ASRM - 0N)



DATA SET SYMBOL	CONFIGURATION DESCRIPTION
(C77017)	M556 (IA1) NAR ATP BL LV (O2) (T1) (S1)
(C77013)	M556 (IA1) NAR ATP BL LV (O2) (T2) (S1)
(C77009)	M556 (IA1) NAR ATP BL LV (O2) (T3) (S1)

PHI	ORBINC	RUDDER	AILRON	REFERENCE INFORMATION	
80.000	0.000	0.000	0.000	SREF	7.4190 30. IN.
80.000	0.000	0.000	0.000	LREF	5.3120 IN.
80.000	0.000	0.000	0.000	BREF	5.3120 IN.
				XMRP	4.8200 IN.
				YMRP	0.0000 IN.
				ZMRP	0.0000 IN.
				SCALE	0.0040

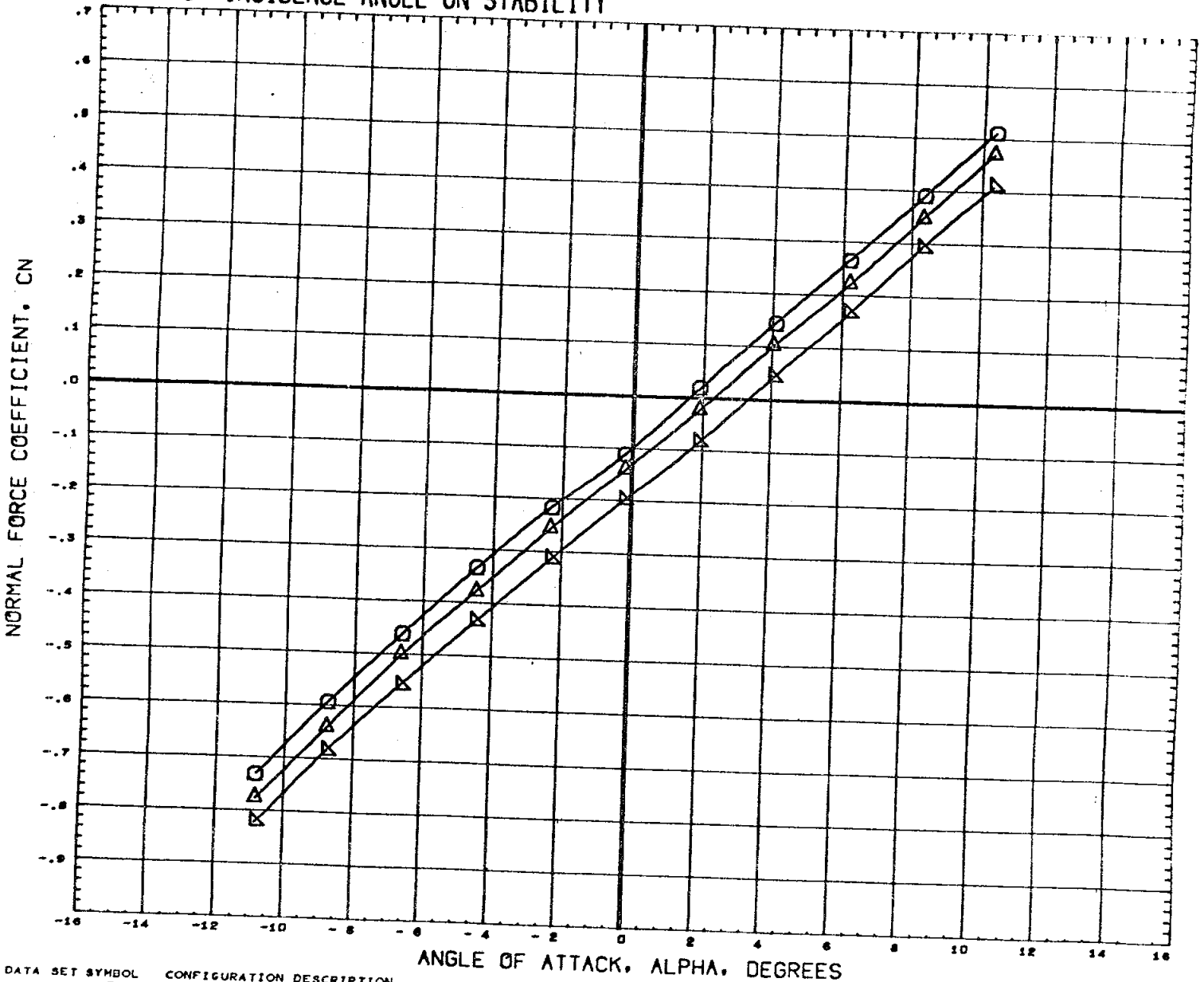
EFFECT OF INCIDENCE ANGLE ON STABILITY



DATA SET SYMBOL	CONFIGURATION DESCRIPTION	PHI	ORBINC	RUDDER	AILRON	REFERENCE INFORMATION
(677014)	DATA NOT AVAILABLE FOR ALL CONDITIONS	80.000	0.000	0.000	0.000	SREF 7.4190 sq. IN.
(677018)	M556 (IA1) NAR ATP BL LV (O1) (T1) (S1)	80.000	-1.200	0.000	0.000	LREF 9.3120 IN.
(677023)	DATA NOT AVAILABLE FOR ALL CONDITIONS	80.000	1.500	0.000	0.000	BREF 9.3120 IN.
(677016)	M556 (IA1) NAR ATP BL LV (O2) (T1) (S1)	80.000	0.000	0.000	0.000	XHRP 4.8200 IN.
(677020)	M556 (IA1) NAR ATP BL LV (O2) (T1) (S1)	80.000	-1.200	0.000	0.000	YHRP 0.0000 IN.
(677022)	M556 (IA1) NAR ATP BL LV (O2) (T1) (S1)	80.000	1.500	0.000	0.000	ZHRP 0.0000 IN.
						SCALE 0.0040

MACH .60

EFFECT OF INCIDENCE ANGLE ON STABILITY



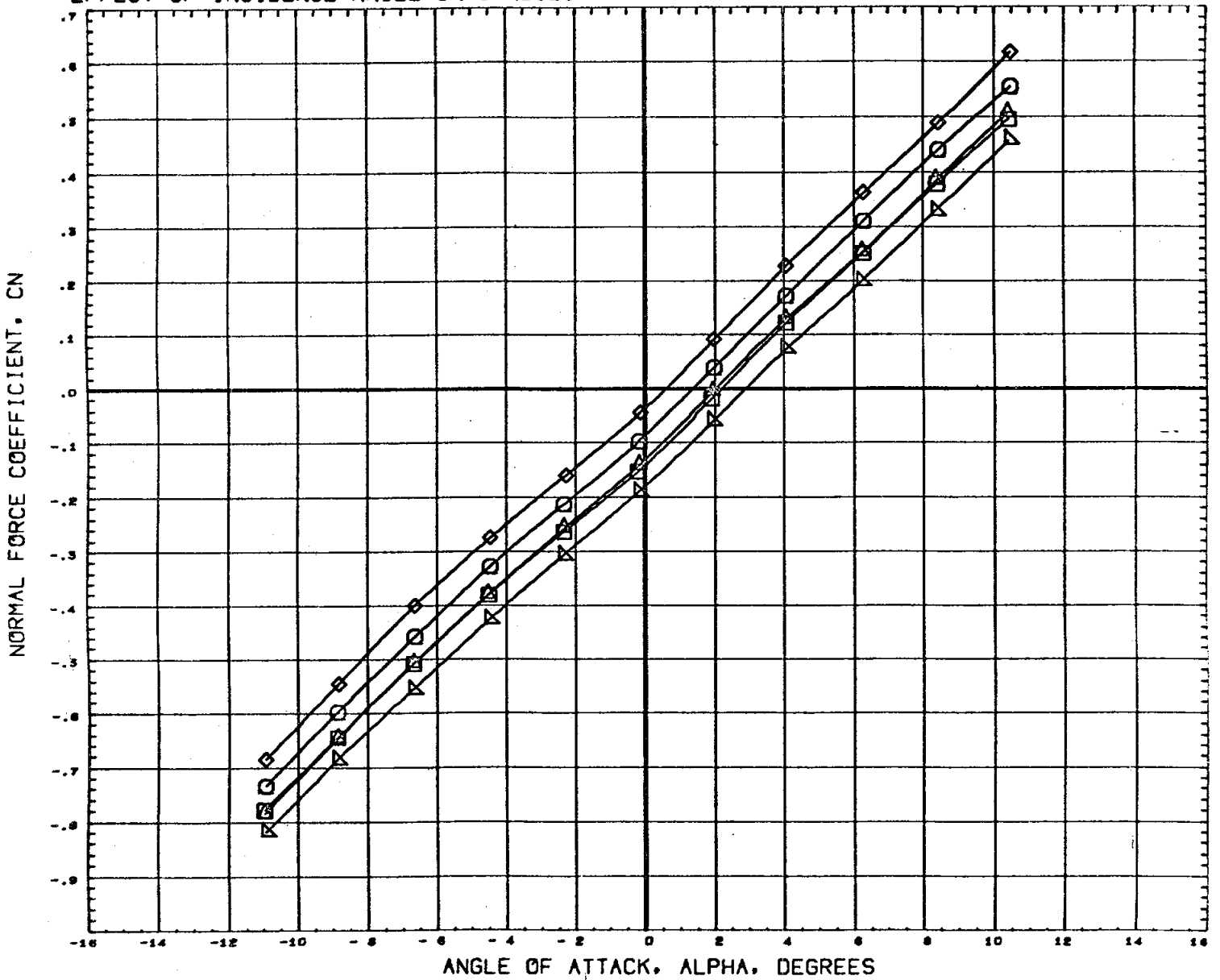
DATA SET SYMBOL	CONFIGURATION DESCRIPTION
(G77014)	M556 (IA1) NAR ATP BL LV (O1) (T1) (S1)
(G77018)	M556 (IA1) NAR ATP BL LV (O1) (T1) (S1)
(G77023)	DATA NOT AVAILABLE FOR ALL CONDITIONS
(G77016)	DATA NOT AVAILABLE FOR ALL CONDITIONS
(G77020)	M556 (IA1) NAR ATP BL LV (O2) (T1) (S1)
(G77022)	DATA NOT AVAILABLE FOR ALL CONDITIONS

DATA

PHI	ORBINC	RUDDER	AILRON	REFERENCE INFORMATION
80.000	0.000	0.000	0.000	SREF 7.4190 SQ. IN.
80.000	-1.200	0.000	0.000	LREF 5.3120 IN.
80.000	1.500	0.000	0.000	BREF 5.3120 IN.
80.000	0.000	0.000	0.000	XMRP 4.8200 IN.
80.000	-1.200	0.000	0.000	YMRP 0.0000 IN.
80.000	1.500	0.000	0.000	ZMRP 0.0000 IN.
				SCALE 0.0040

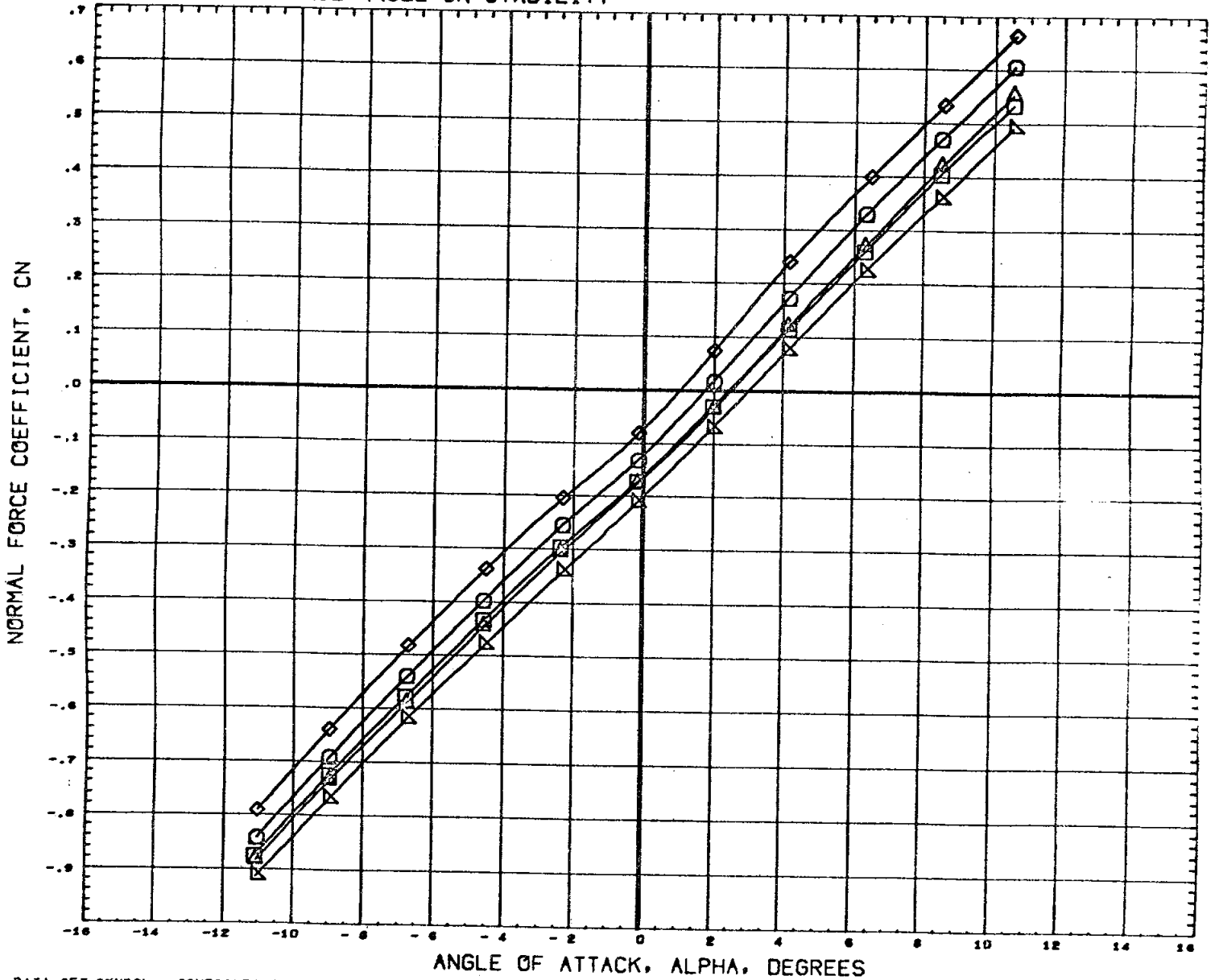
MACH .80

EFFECT OF INCIDENCE ANGLE ON STABILITY



DATA SET SYMBOL	CONFIGURATION DESCRIPTION	PHI	ORBINC	RUDDER	AILRON	REFERENCE INFORMATION
(677014)	M556 (IA1) NAR ATP BL LV (O1) (T1) (S1)	80.000	0.000	0.000	0.000	SREF 7.4190 sq. in.
(677018)	M556 (IA1) NAR ATP BL LV (O1) (T1) (S1)	80.000	-1.200	0.000	0.000	LREF 5.3120 IN.
(677023)	M556 (IA1) NAR ATP BL LV (O1) (T1) (S1)	80.000	1.500	0.000	0.000	BREF 5.3120 IN.
(677016)	M556 (IA1) NAR ATP BL LV (O2) (T1) (S1)	80.000	0.000	0.000	0.000	XMRP 4.6200 IN.
(677020)	M556 (IA1) NAR ATP BL LV (O2) (T1) (S1)	80.000	-1.200	0.000	0.000	YMRP 0.0000 IN.
(677022)	DATA NOT AVAILABLE FOR ALL CONDITIONS	80.000	1.500	0.000	0.000	ZMRP 0.0000 IN. SCALE 0.0040

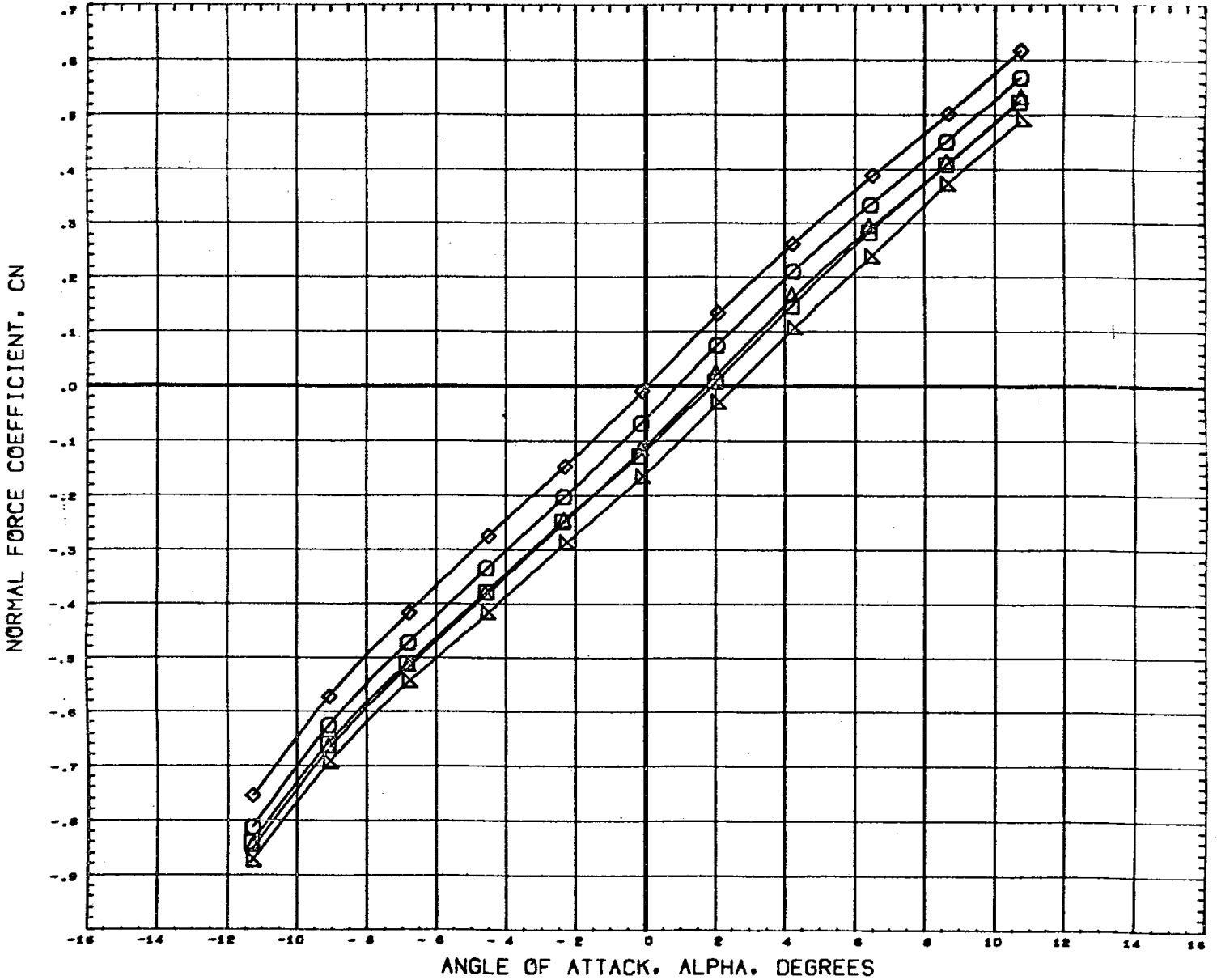
EFFECT OF INCIDENCE ANGLE ON STABILITY



DATA SET SYMBOL	CONFIGURATION DESCRIPTION	PHI	ORBINC	RUDDER	AILRON	REFERENCE INFORMATION
(677014)	M556 (IA1) NAR ATP BL LV (O1) (T1) (S1)	80.000	0.000	0.000	0.000	SREF 7.4190 38. IN.
(677018)	M556 (IA1) NAR ATP BL LV (O1) (T1) (S1)	80.000	-1.200	0.000	0.000	LREF 5.3120 IN.
(677023)	M556 (IA1) NAR ATP BL LV (O1) (T1) (S1)	80.000	1.500	0.000	0.000	BREF 5.3120 IN.
(677016)	M556 (IA1) NAR ATP BL LV (O2) (T1) (S1)	80.000	0.000	0.000	0.000	XMRP 4.8200 IN.
(677020)	M556 (IA1) NAR ATP BL LV (O2) (T1) (S1)	80.000	-1.200	0.000	0.000	YMRP 0.0000 IN.
(677022)	M556 (IA1) NAR ATP BL LV (O2) (T1) (S1)	80.000	1.500	0.000	0.000	ZMRP 0.0000 IN.
	DATA NOT AVAILABLE FOR ALL CONDITIONS					SCALE 0.0040

MACH 1.00

EFFECT OF INCIDENCE ANGLE ON STABILITY

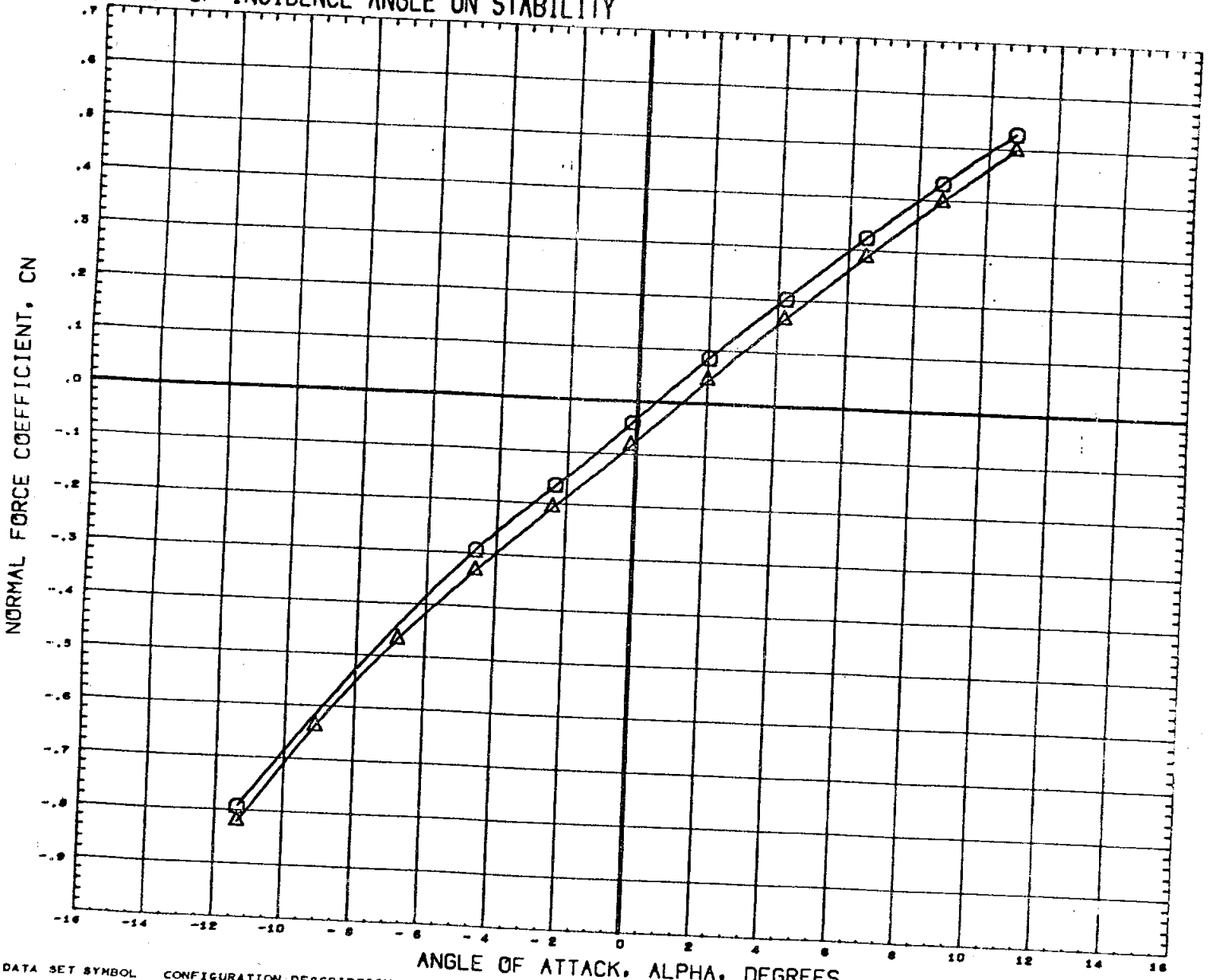


DATA SET SYMBOL	CONFIGURATION DESCRIPTION	PHI	ORBINC	RUDDER	AILRON	REFERENCE INFORMATION
(677014)	M556(IA1) NAR ATP BL LV (O1) (T1) (S1)	80.000	0.000	0.000	0.000	SREF 7.4190 SQ. IN.
(677018)	M556(IA1) NAR ATP BL LV (O1) (T1) (S1)	80.000	-1.200	0.000	0.000	LREF 9.3120 IN.
(677023)	M556(IA1) NAR ATP BL LV (O1) (T1) (S1)	80.000	1.500	0.000	0.000	BREF 9.3120 IN.
(677016)	M556(IA1) NAR ATP BL LV (O2) (T1) (S1)	80.000	0.000	0.000	0.000	XHRP 4.8200 IN.
(677020)	M556(IA1) NAR ATP BL LV (O2) (T1) (S1)	80.000	-1.200	0.000	0.000	YHRP 0.0000 IN.
(677022)	DATA NOT AVAILABLE FOR ALL CONDITIONS	80.000	1.500	0.000	0.000	ZHRP 0.0000 IN. SCALE 0.0040

MACH 1.20

PAGE 211

EFFECT OF INCIDENCE ANGLE ON STABILITY



DATA SET SYMBOL CONFIGURATION DESCRIPTION

(677014) M556 (IA1) NAR ATP BL LV (O1) (T1) (S1)

(677018) M556 (IA1) NAR ATP BL LV (O1) (T1) (S1)

(677023) DATA NOT AVAILABLE FOR ALL CONDITIONS

(677016) DATA NOT AVAILABLE FOR ALL CONDITIONS

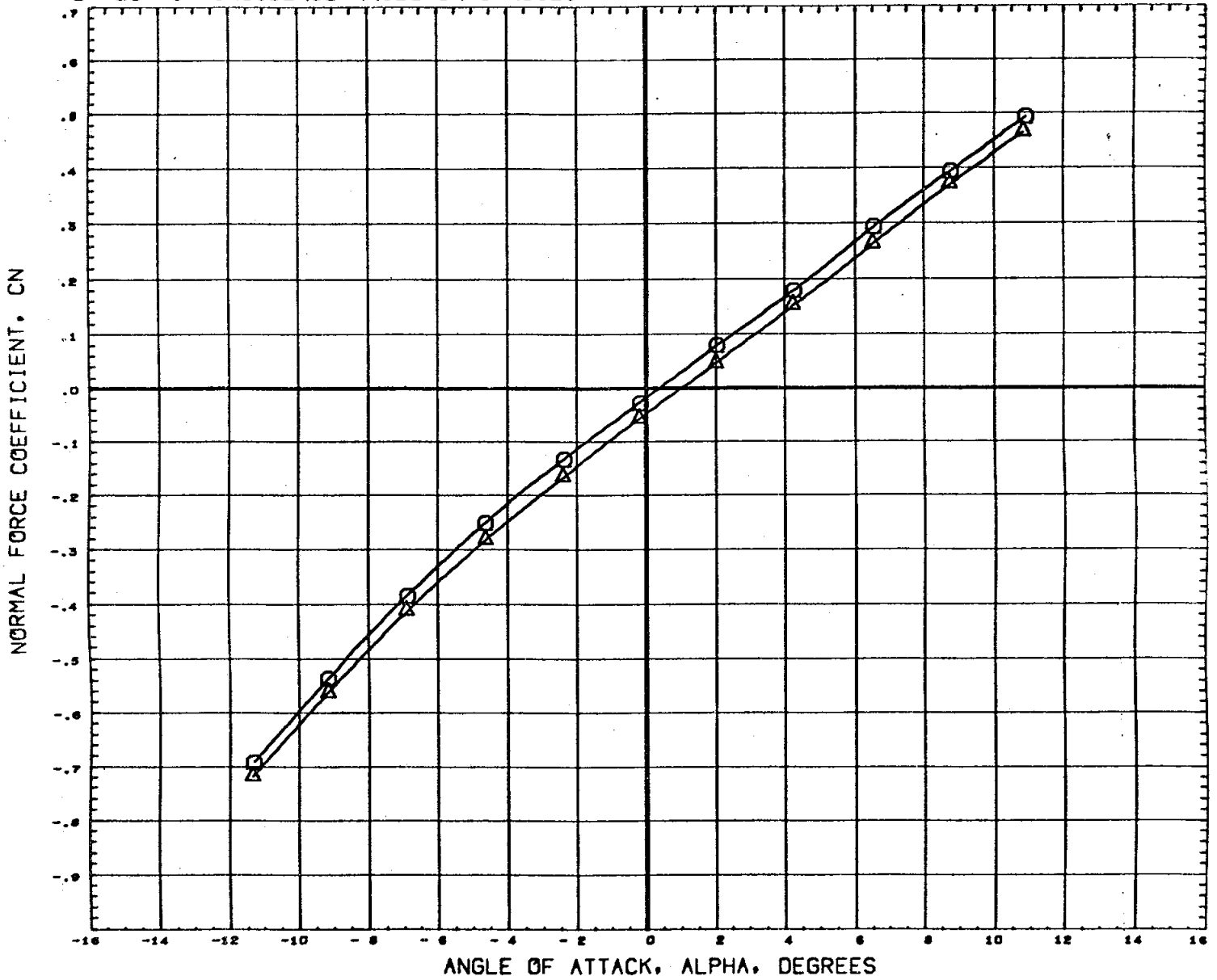
(677020) DATA NOT AVAILABLE FOR ALL CONDITIONS

(677022) DATA NOT AVAILABLE FOR ALL CONDITIONS

PHI	ORBINC	RUDDER	AILRON	REFERENCE INFORMATION
80.000	0.000	0.000	0.000	SREF 7.4190 39 IN.
80.000	-1.200	0.000	0.000	LREF 5.3120 IN.
80.000	1.500	0.000	0.000	BREF 5.3120 IN.
80.000	0.000	0.000	0.000	XMRP 4.8200 IN.
80.000	-1.200	0.000	0.000	YMRP 0.0000 IN.
80.000	1.500	0.000	0.000	ZMRP 0.0000 IN.
				SCALE 0.0040

MACH 1.46

EFFECT OF INCIDENCE ANGLE ON STABILITY

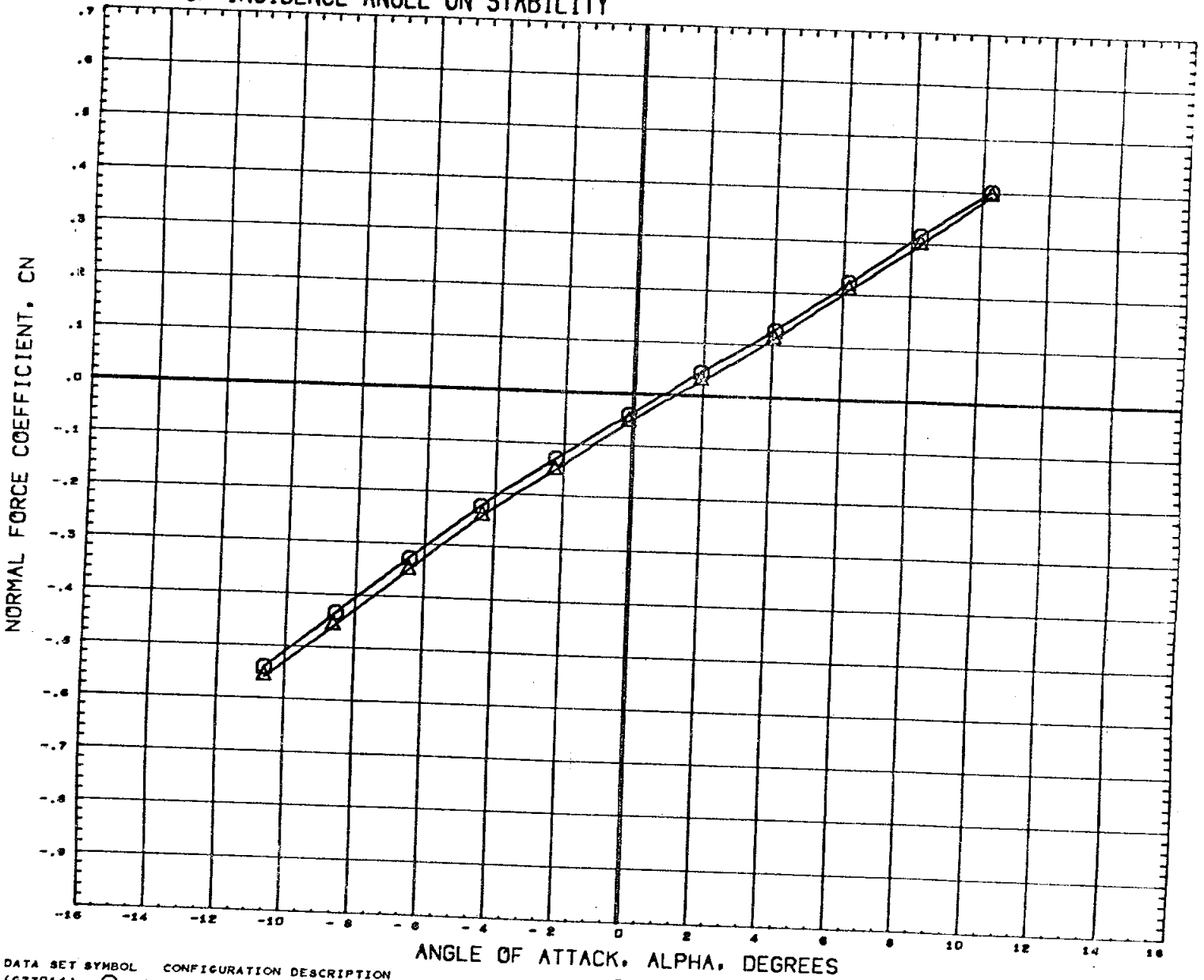


DATA SET SYMBOL	CONFIGURATION DESCRIPTION	PHI	ORBINC	RUDDER	AILRON	REFERENCE INFORMATION
(677014)	M556 (IA1) NAR ATP BL LV (O1) (T1) (S1)	80.000	0.000	0.000	0.000	SREF 7.4190 sq. in.
(677018)	M556 (IA1) NAR ATP BL LV (O1) (T1) (S1)	80.000	-1.200	0.000	0.000	LREF 5.3120 in.
(677023)	DATA NOT AVAILABLE FOR ALL CONDITIONS	80.000	1.500	0.000	0.000	BREF 5.3120 in.
(677016)	DATA NOT AVAILABLE FOR ALL CONDITIONS	80.000	0.000	0.000	0.000	XHRP 4.8200 in.
(677020)	DATA NOT AVAILABLE FOR ALL CONDITIONS	80.000	-1.200	0.000	0.000	YHRP 0.0000 in.
(677022)	DATA NOT AVAILABLE FOR ALL CONDITIONS	80.000	1.500	0.000	0.000	ZHRP 0.0000 in.
						SCALE 0.0040

MACH 1.96

PAGE 213

EFFECT OF INCIDENCE ANGLE ON STABILITY

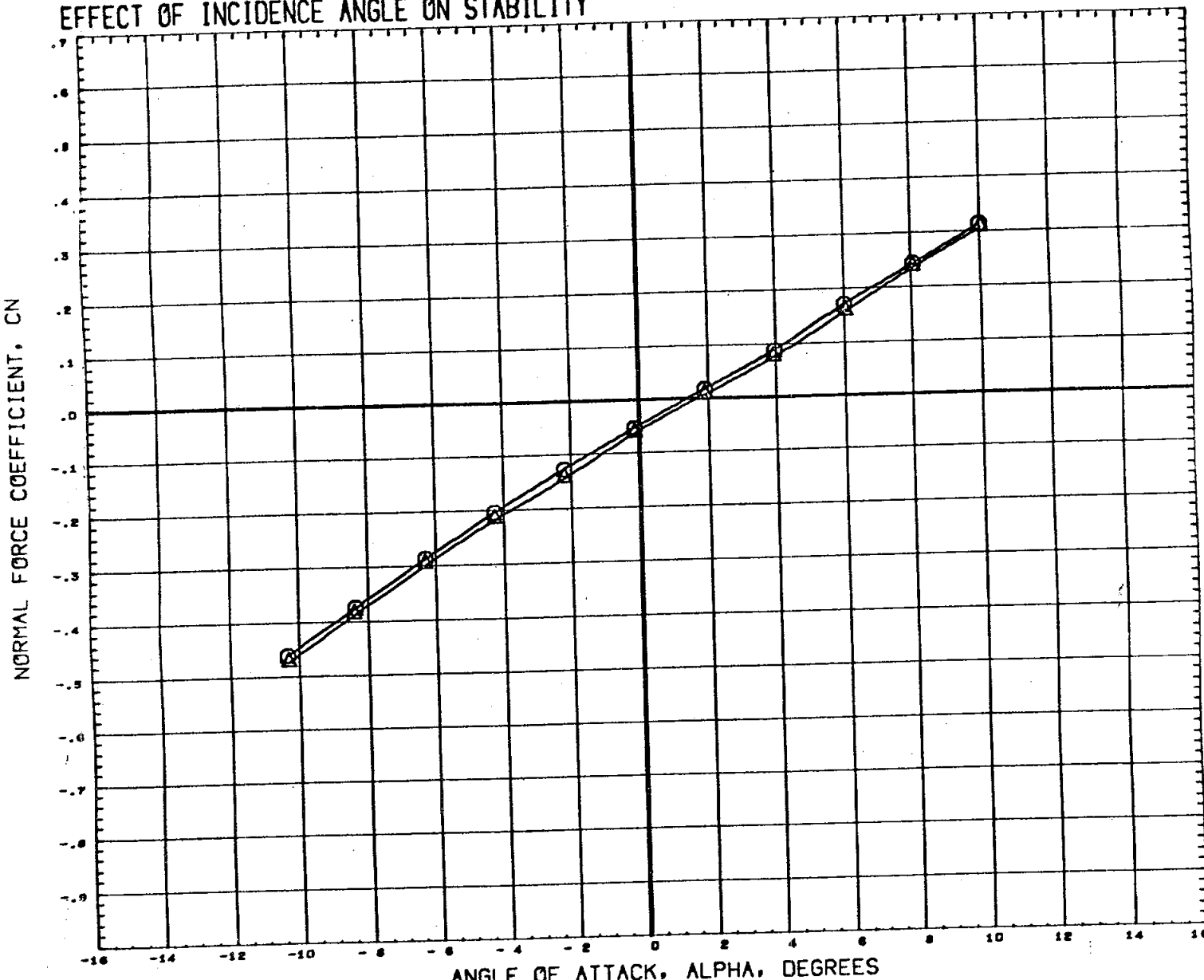


DATA SET SYMBOL	CONFIGURATION DESCRIPTION
(677014)	M556 (IA1) NAR ATP BL LV (O1) (T1) (S1)
(677018)	M556 (IA1) NAR ATP BL LV (O1) (T1) (S1)
(677023)	DATA NOT AVAILABLE FOR ALL CONDITIONS
(677018)	DATA NOT AVAILABLE FOR ALL CONDITIONS
(677020)	DATA NOT AVAILABLE FOR ALL CONDITIONS
(677022)	DATA NOT AVAILABLE FOR ALL CONDITIONS

PHI	ORBINC	RUDDER	AILRON	REFERENCE INFORMATION
40.000	0.000	0.000	0.000	SREF 7.4190 59 IN.
80.000	-1.200	0.000	0.000	LREF 5.3120 IN.
80.000	1.500	0.000	0.000	BREF 5.3120 IN.
80.000	0.000	0.000	0.000	XHRP 4.8200 IN.
80.000	-1.200	0.000	0.000	YHRP 0.0000 IN.
80.000	1.500	0.000	0.000	ZHRP 0.0000 IN.
				SCALE 0.0040

MACH 2.99

EFFECT OF INCIDENCE ANGLE ON STABILITY

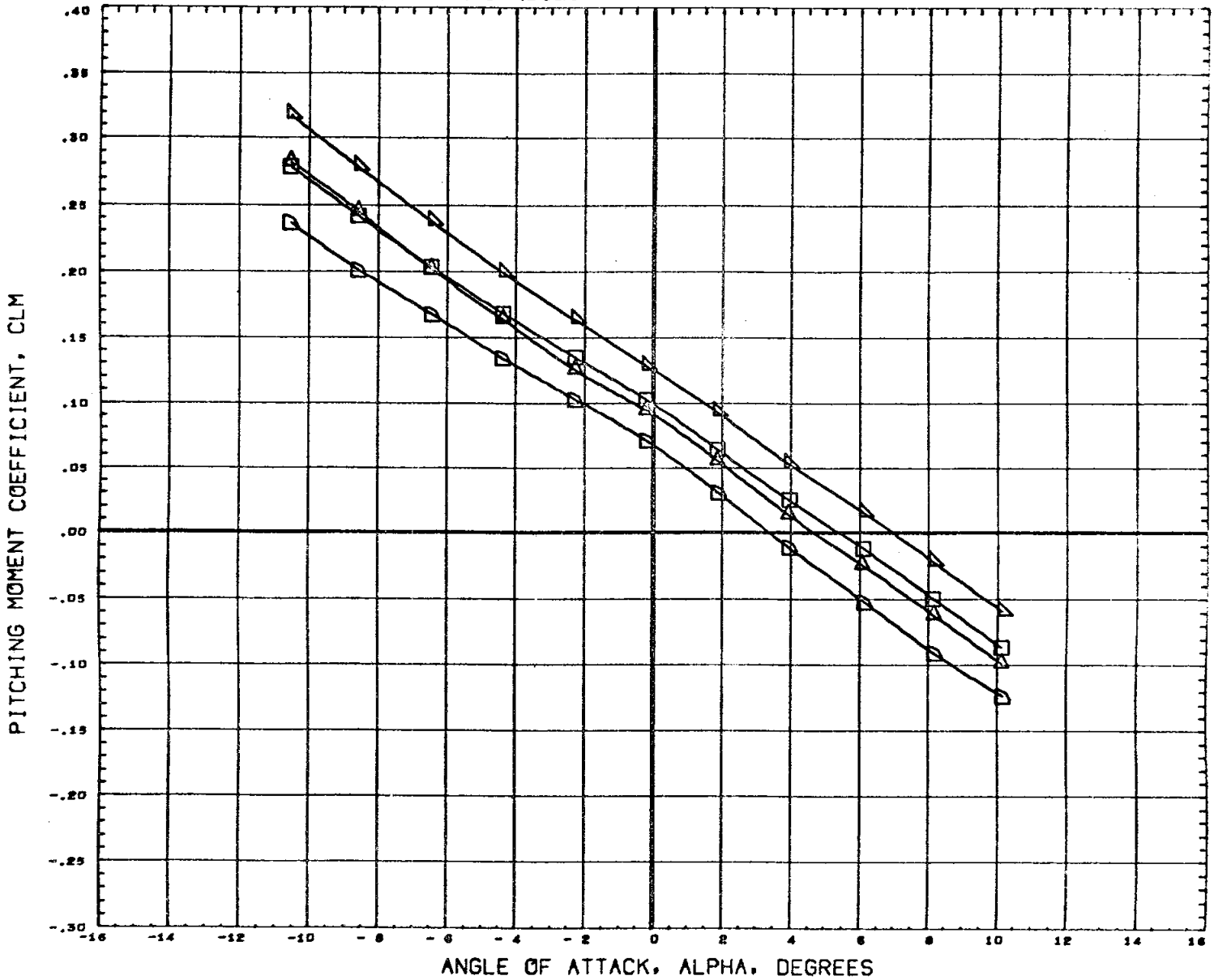


DATA SET SYMBOL	CONFIGURATION DESCRIPTION
(677014)	M556 (IA1) NAR ATP BL LV (O1) (T1) (S1)
(677018)	M556 (IA1) NAR ATP BL LV (O1) (T1) (S1)
(677023)	DATA NOT AVAILABLE FOR ALL CONDITIONS
(677016)	DATA NOT AVAILABLE FOR ALL CONDITIONS
(677020)	DATA NOT AVAILABLE FOR ALL CONDITIONS
(677022)	DATA NOT AVAILABLE FOR ALL CONDITIONS

PHI	ORBINC	RUDDER	AILRON	REFERENCE INFORMATION	
80.000	0.000	0.000	0.000	SREF	7.4190 SQ. IN.
80.000	-1.200	0.000	0.000	LREF	5.3120 IN.
80.000	1.500	0.000	0.000	BREF	5.3120 IN.
80.000	0.000	0.000	0.000	XMRP	4.8200 IN.
80.000	-1.200	0.000	0.000	YMRP	0.0000 IN.
80.000	1.500	0.000	0.000	ZMRP	0.0000 IN.
				SCALE	0.0040

MACH 4.96

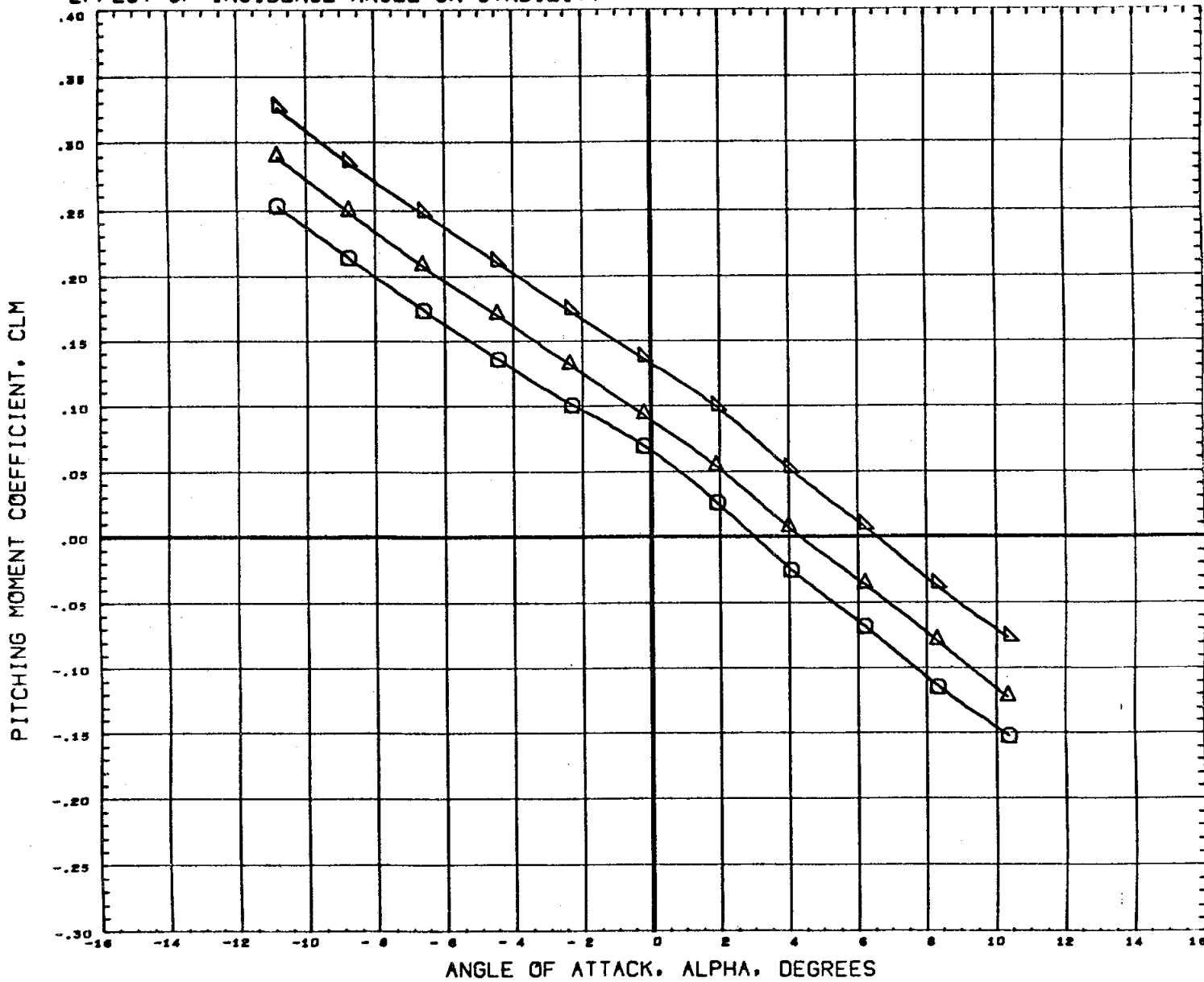
EFFECT OF INCIDENCE ANGLE ON STABILITY



DATA SET SYMBOL	CONFIGURATION DESCRIPTION	PHI	ORBINC	RUDDER	AILRON	REFERENCE INFORMATION
(477014)	DATA NOT AVAILABLE FOR ALL CONDITIONS	80.000	0.000	0.000	0.000	SREF 7.4190 SQ. IN.
(477018)	M556 (IA1) NAR ATP BL LV (O1) (T1) (S1)	80.000	-1.200	0.000	0.000	LREF 5.3120 IN.
(477023)	DATA NOT AVAILABLE FOR ALL CONDITIONS	80.000	1.300	0.000	0.000	BREF 5.3120 IN.
(477016)	M556 (IA1) NAR ATP BL LV (O2) (T1) (S1)	80.000	0.000	0.000	0.000	XHRP 4.8200 IN.
(477020)	M556 (IA1) NAR ATP BL LV (O2) (T1) (S1)	80.000	-1.200	0.000	0.000	YHRP 0.0000 IN.
(477022)	M556 (IA1) NAR ATP BL LV (O2) (T1) (S1)	80.000	1.300	0.000	0.000	ZHRP 0.0000 IN.
						SCALE 0.0040

MACH .60

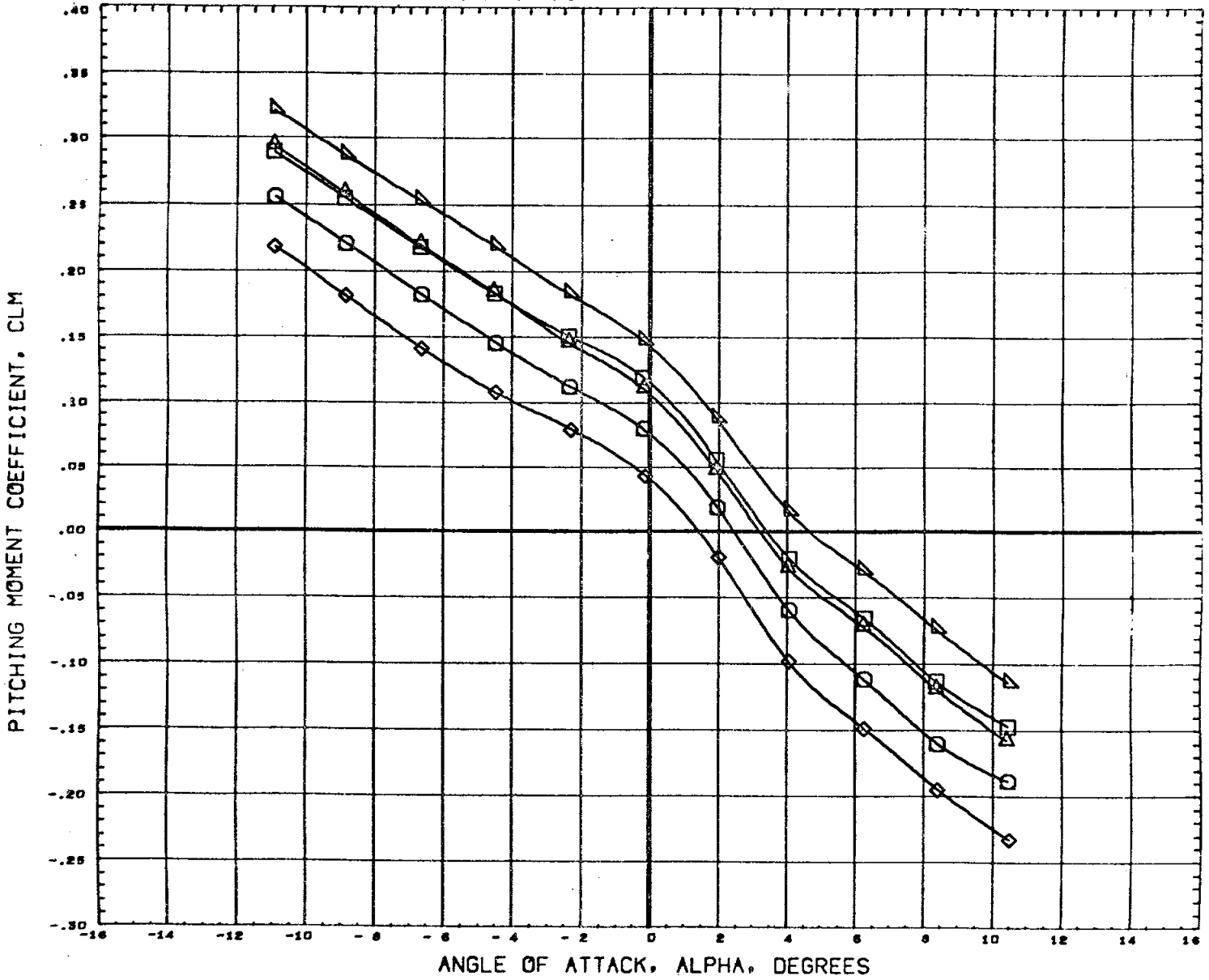
EFFECT OF INCIDENCE ANGLE ON STABILITY



DATA SET SYMBOL	CONFIGURATION DESCRIPTION	PHI	ORBINC	RUDDER	AILRON	REFERENCE INFORMATION
(677014)	M556 (IA1) NAR ATP BL LV (O1) (T1) (S1)	80.000	0.000	0.000	0.000	SREF 7.4190 30. IN.
(677018)	M556 (IA1) NAR ATP BL LV (O1) (T1) (S1)	80.000	-1.200	0.000	0.000	LREF 5.3120 IN.
(677023)	DATA NOT AVAILABLE FOR ALL CONDITIONS	80.000	1.500	0.000	0.000	SREF 5.3120 IN.
(677016)	DATA NOT AVAILABLE FOR ALL CONDITIONS	80.000	0.000	0.000	0.000	XMRP 4.8200 IN.
(677020)	M556 (IA1) NAR ATP BL LV (O2) (T1) (S1)	80.000	-1.200	0.000	0.000	YMRP 0.0000 IN.
(677022)	DATA NOT AVAILABLE FOR ALL CONDITIONS	80.000	1.500	0.000	0.000	ZMRP 0.0000 IN.
						SCALE 0.0040

MACH .80

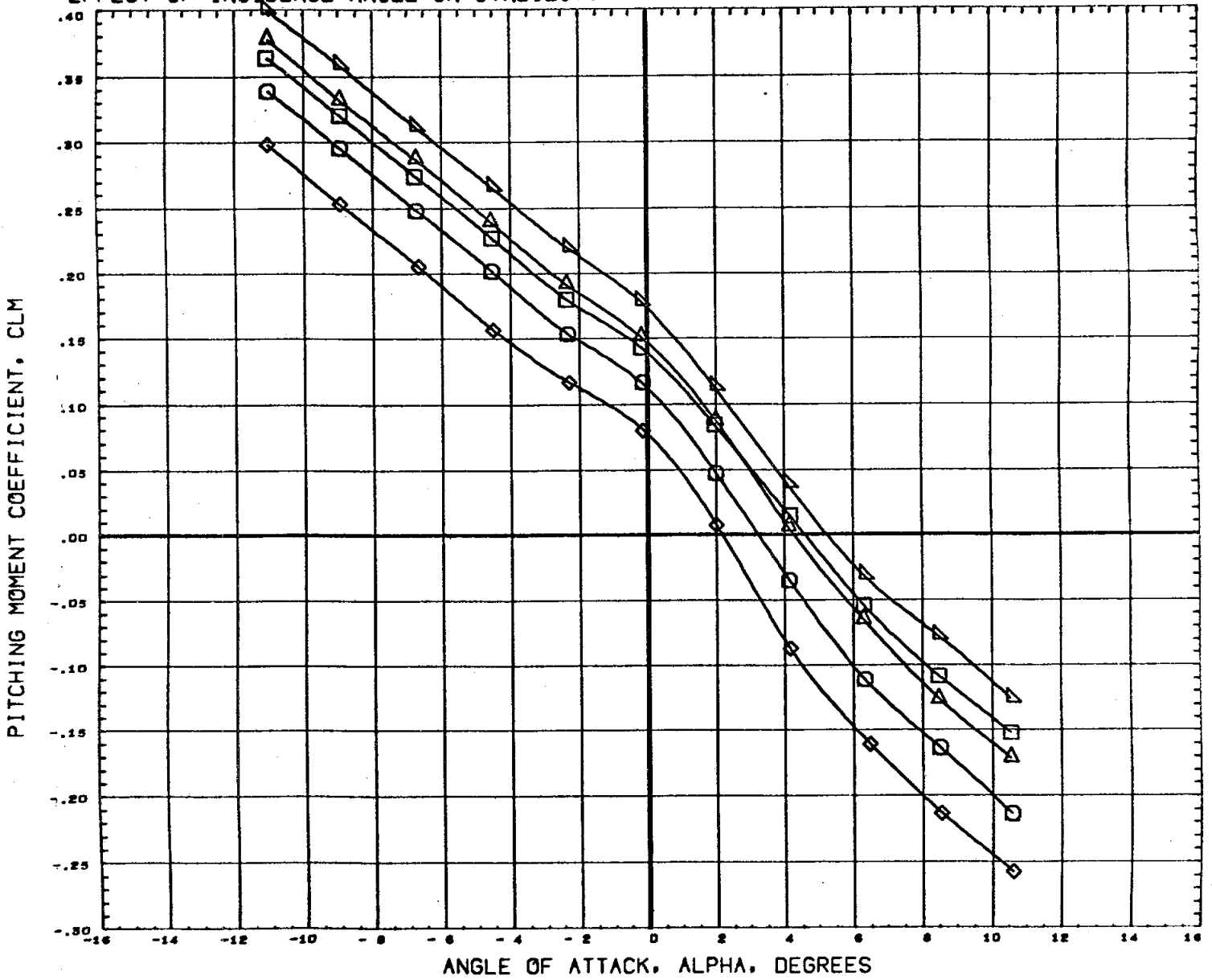
EFFECT OF INCIDENCE ANGLE ON STABILITY



DATA SET SYMBOL	CONFIGURATION DESCRIPTION	PHI	ORBINC	RUDDER	AILRON	REFERENCE INFORMATION
(G77014)	M556 (IA1) NAR ATP BL LV (O1) (T1) (S1)	80.000	0.000	0.000	0.000	SREF 7.4190 SQ. IN.
(G77016)	M556 (IA1) NAR ATP BL LV (O1) (T1) (S1)	80.000	-1.200	0.000	0.000	LREF 5.3120 IN.
(G77023)	M556 (IA1) NAR ATP BL LV (O1) (T1) (S1)	80.000	1.500	0.000	0.000	BREF 5.3120 IN.
(G77016)	M556 (IA1) NAR ATP BL LV (O2) (T1) (S1)	80.000	0.000	0.000	0.000	XMRP 4.8200 IN.
(G77020)	M556 (IA1) NAR ATP BL LV (O2) (T1) (S1)	80.000	-1.200	0.000	0.000	YMRP 0.0000 IN.
(G77022)	M556 (IA1) NAR ATP BL LV (O2) (T1) (S1)	80.000	1.500	0.000	0.000	ZMRP 0.0000 IN.
	DATA NOT AVAILABLE FOR ALL CONDITIONS					SCALE 0.0040

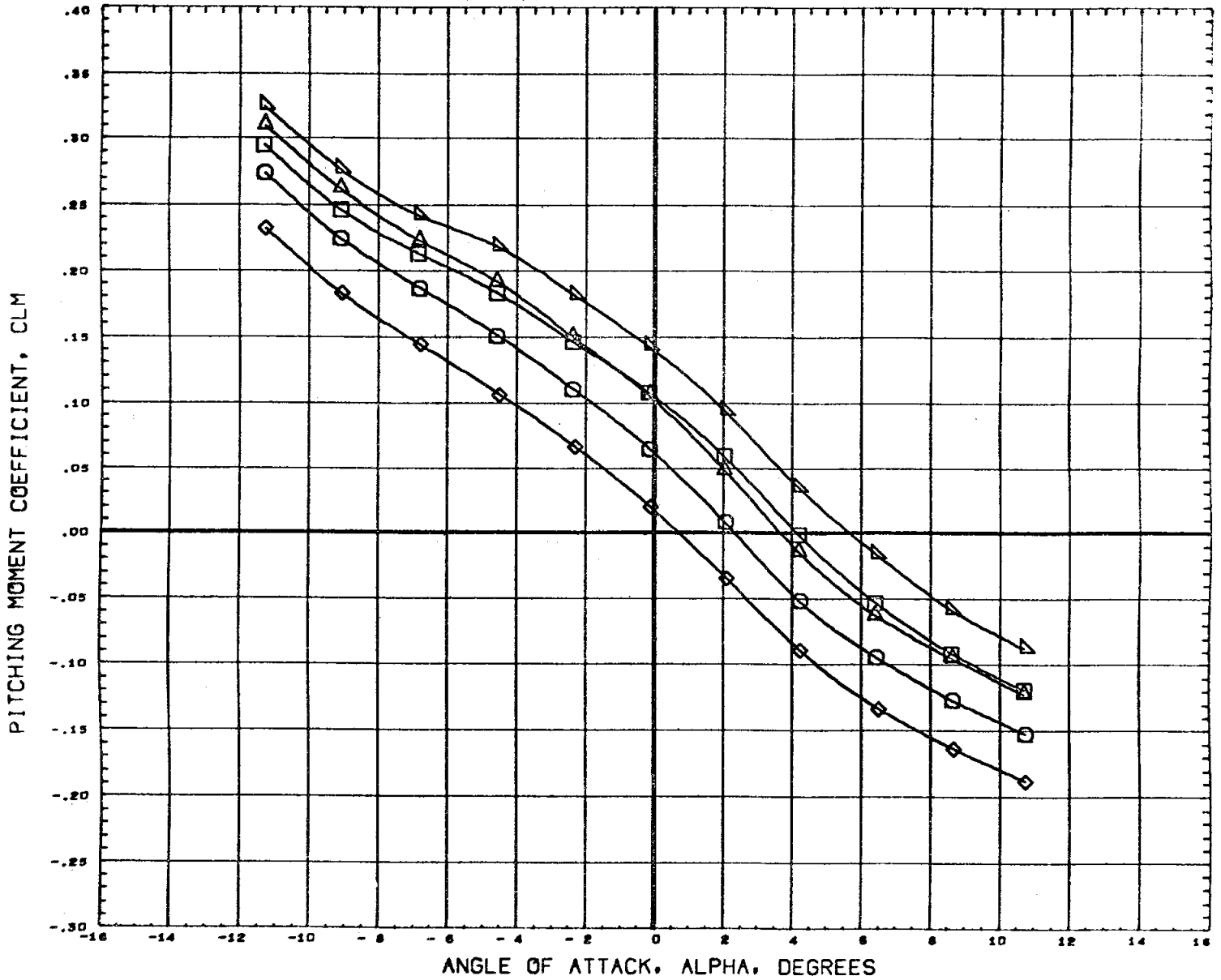
MACH .90

EFFECT OF INCIDENCE ANGLE ON STABILITY



DATA SET SYMBOL	CONFIGURATION DESCRIPTION	PHI	ORBINC	RUDDER	AILRON	REFERENCE INFORMATION
(677014)	M556 (IA1) NAR ATP BL LV (O1) (T1) (S1)	80.000	0.000	0.000	0.000	SREF 7.4190 99. IN.
(677016)	M556 (IA1) NAR ATP BL LV (O1) (T1) (S1)	80.000	-1.200	0.000	0.000	LREF 5.3128 IN.
(677023)	M556 (IA1) NAR ATP BL LV (O1) (T1) (S1)	80.000	1.500	0.000	0.000	BREF 5.3120 IN.
(677016)	M556 (IA1) NAR ATP BL LV (O2) (T1) (S1)	80.000	0.000	0.000	0.000	XHRP 4.8200 IN.
(677020)	M556 (IA1) NAR ATP BL LV (O2) (T1) (S1)	80.000	-1.200	0.000	0.000	YHRP 0.0000 IN.
(677022)	DATA NOT AVAILABLE FOR ALL CONDITIONS	80.000	1.500	0.000	0.000	ZHRP 0.0000 IN. SCALE 0.0040

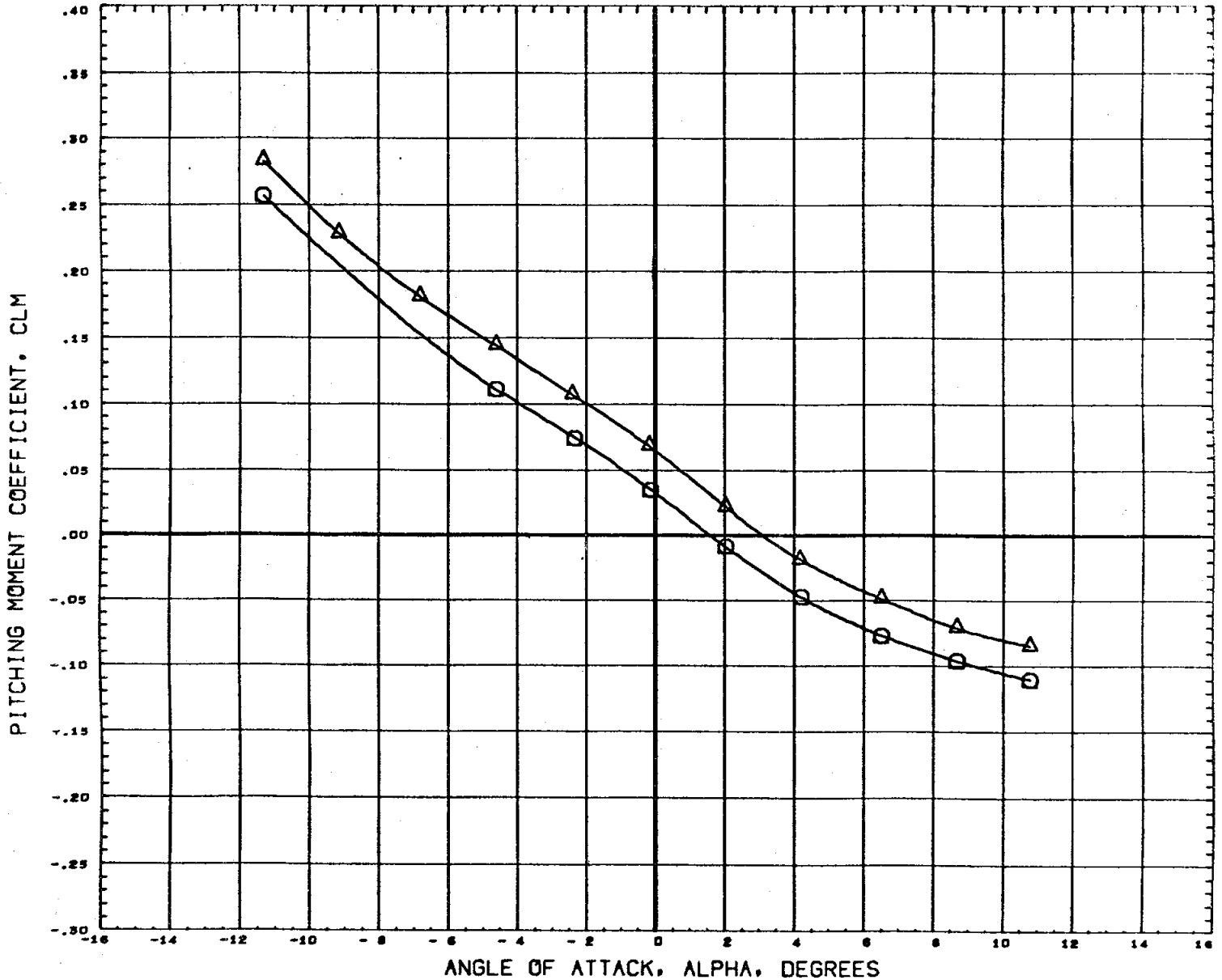
EFFECT OF INCIDENCE ANGLE ON STABILITY



DATA SET SYMBOL	CONFIGURATION DESCRIPTION	PHI	ORBINC	RUDDER	AILRON	REFERENCE INFORMATION
(677014)	M556 (IA1) NAR ATP BL LV (O1) (T1) (S1)	80.000	0.000	0.000	0.000	SREF 7.4190 90. IN.
(677018)	M556 (IA1) NAR ATP BL LV (O1) (T1) (S1)	80.000	-1.200	0.000	0.000	LREF 5.3120 IN.
(677023)	M556 (IA1) NAR ATP BL LV (O1) (T1) (S1)	80.000	1.500	0.000	0.000	BREF 5.3120 IN.
(677016)	M556 (IA1) NAR ATP BL LV (O2) (T1) (S1)	80.000	0.000	0.000	0.000	XMRP 4.8200 IN.
(677020)	M556 (IA1) NAR ATP BL LV (O2) (T1) (S1)	80.000	-1.200	0.000	0.000	YMRP 0.0000 IN.
(677022)	M556 (IA1) NAR ATP BL LV (O2) (T1) (S1)	80.000	1.500	0.000	0.000	ZMRP 0.0000 IN.
	DATA NOT AVAILABLE FOR ALL CONDITIONS					SCALE 0.0040

MACH 1.20

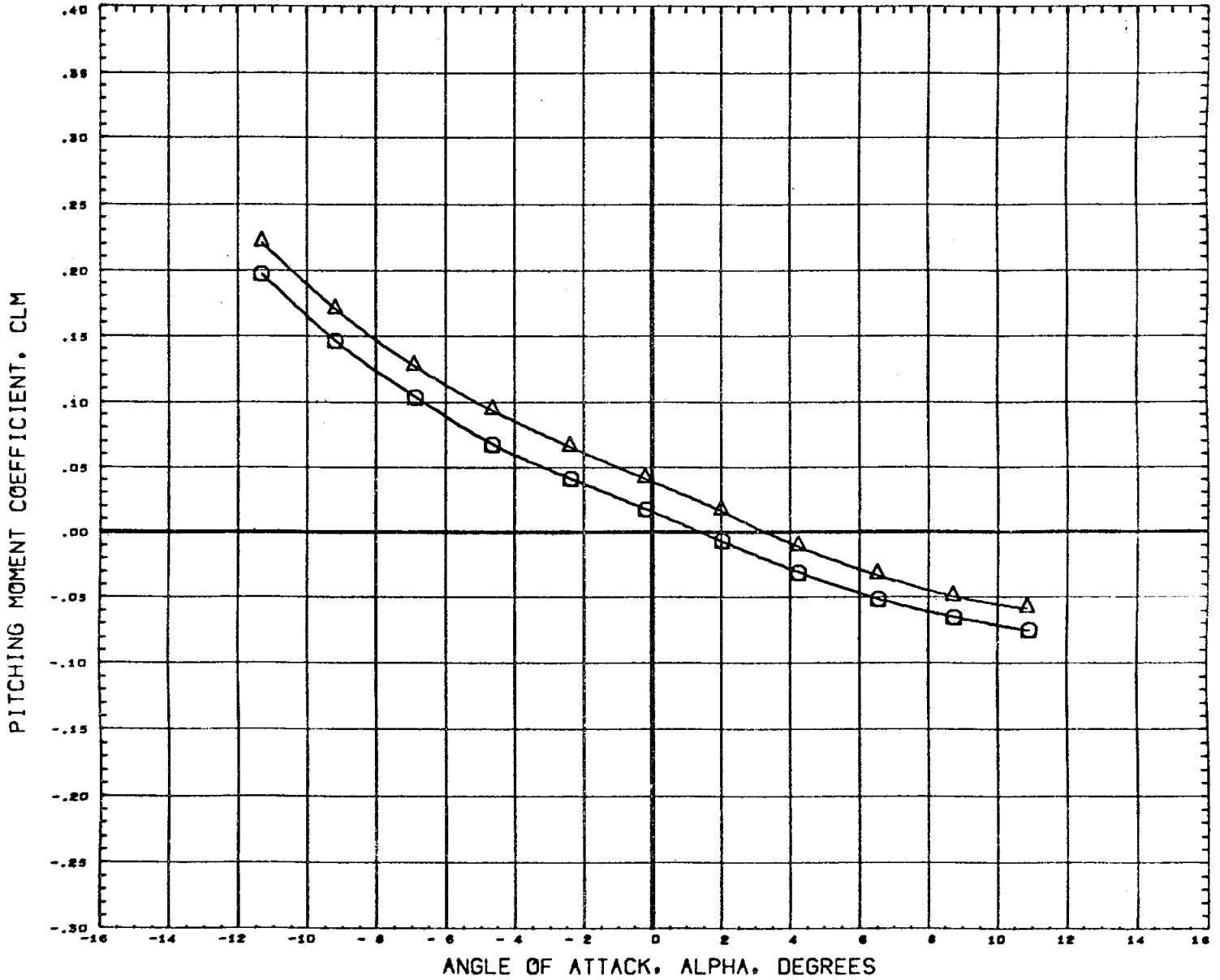
EFFECT OF INCIDENCE ANGLE ON STABILITY



DATA SET SYMBOL	CONFIGURATION DESCRIPTION	PHI	ORBINC	RUDDER	AILRON	REFERENCE INFORMATION
(677014)	M556 (IA1) NAR ATP BL LV (O1) (T1) (S1)	80.000	0.000	0.000	0.000	SREF 7.4190 SQ. IN.
(677018)	M556 (IA1) NAR ATP BL LV (O1) (T1) (S1)	80.000	-1.200	0.000	0.000	LREF 5.3120 IN.
(677023)	DATA NOT AVAILABLE FOR ALL CONDITIONS	80.000	1.500	0.000	0.000	BREF 5.3120 IN.
(677016)	DATA NOT AVAILABLE FOR ALL CONDITIONS	80.000	0.000	0.000	0.000	XMRP 4.8200 IN.
(677020)	DATA NOT AVAILABLE FOR ALL CONDITIONS	80.000	-1.200	0.000	0.000	YMRP 0.0000 IN.
(677022)	DATA NOT AVAILABLE FOR ALL CONDITIONS	80.000	1.500	0.000	0.000	ZMRP 0.0000 IN.
						SCALE 0.0040

MACH 1.46

EFFECT OF INCIDENCE ANGLE ON STABILITY



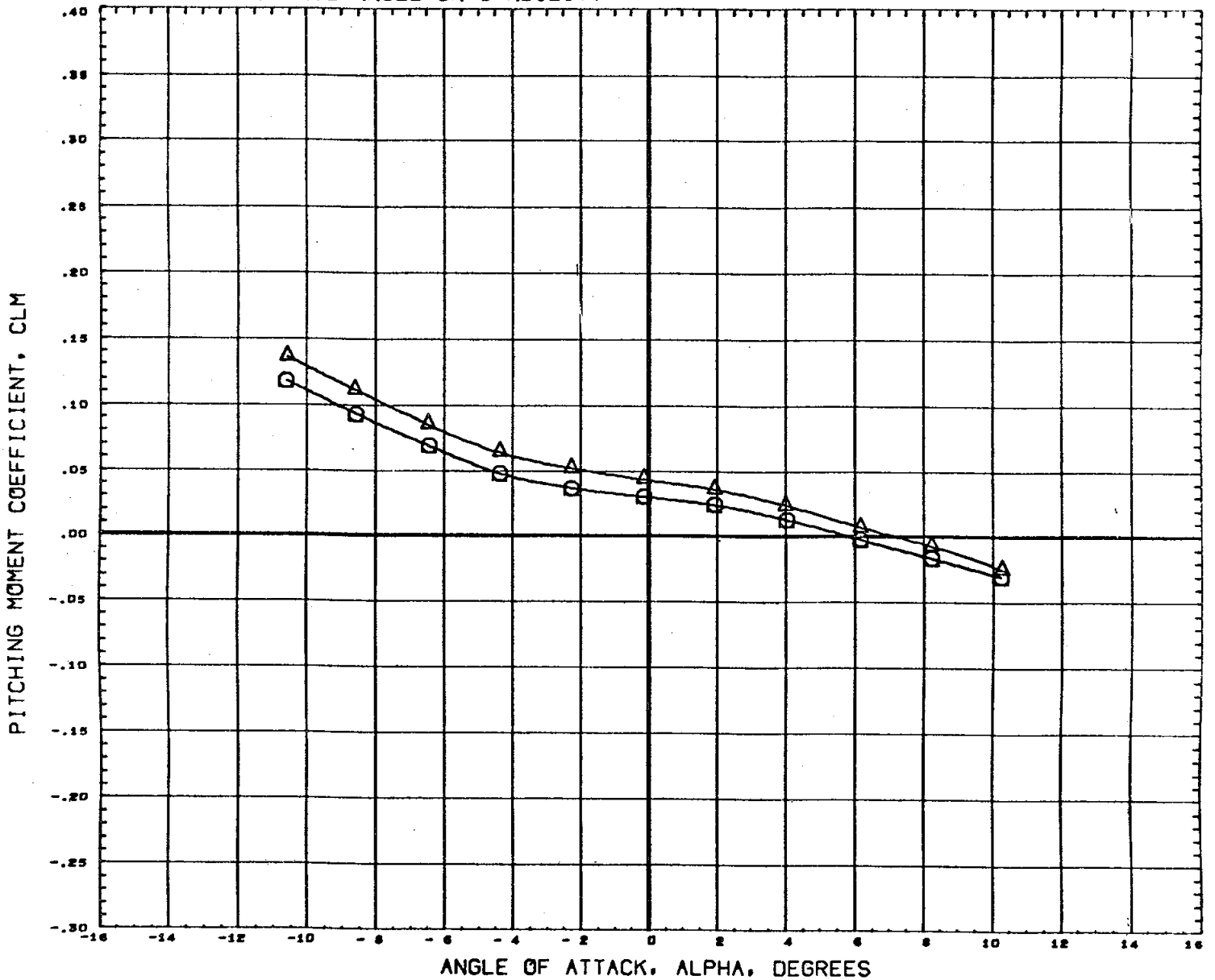
DATA SET SYMBOL	CONFIGURATION DESCRIPTION	PHI	ORBINC	RUDDER	AILRON	REFERENCE INFORMATION
(677014)	M556 (IAI) MAR ATP BL LV (O1) (T1) (S1)	80.000	0.000	0.000	0.000	SREF 7.4190 sq. IN.
(677018)	M556 (IAI) MAR ATP BL LV (O1) (T1) (S1)	80.000	-1.200	0.000	0.000	LREF 5.3120 IN.
(677023)	DATA NOT AVAILABLE FOR ALL CONDITIONS	80.000	1.500	0.000	0.000	BREF 5.3120 IN.
(677016)	DATA NOT AVAILABLE FOR ALL CONDITIONS	80.000	0.000	0.000	0.000	XMRP 4.8200 IN.
(677020)	DATA NOT AVAILABLE FOR ALL CONDITIONS	80.000	-1.200	0.000	0.000	YMRP 0.0000 IN.
(677022)	DATA NOT AVAILABLE FOR ALL CONDITIONS	80.000	1.500	0.000	0.000	ZMRP 0.0000 IN.
						SCALE 0.0040

MACH

1.96

PAGE 222

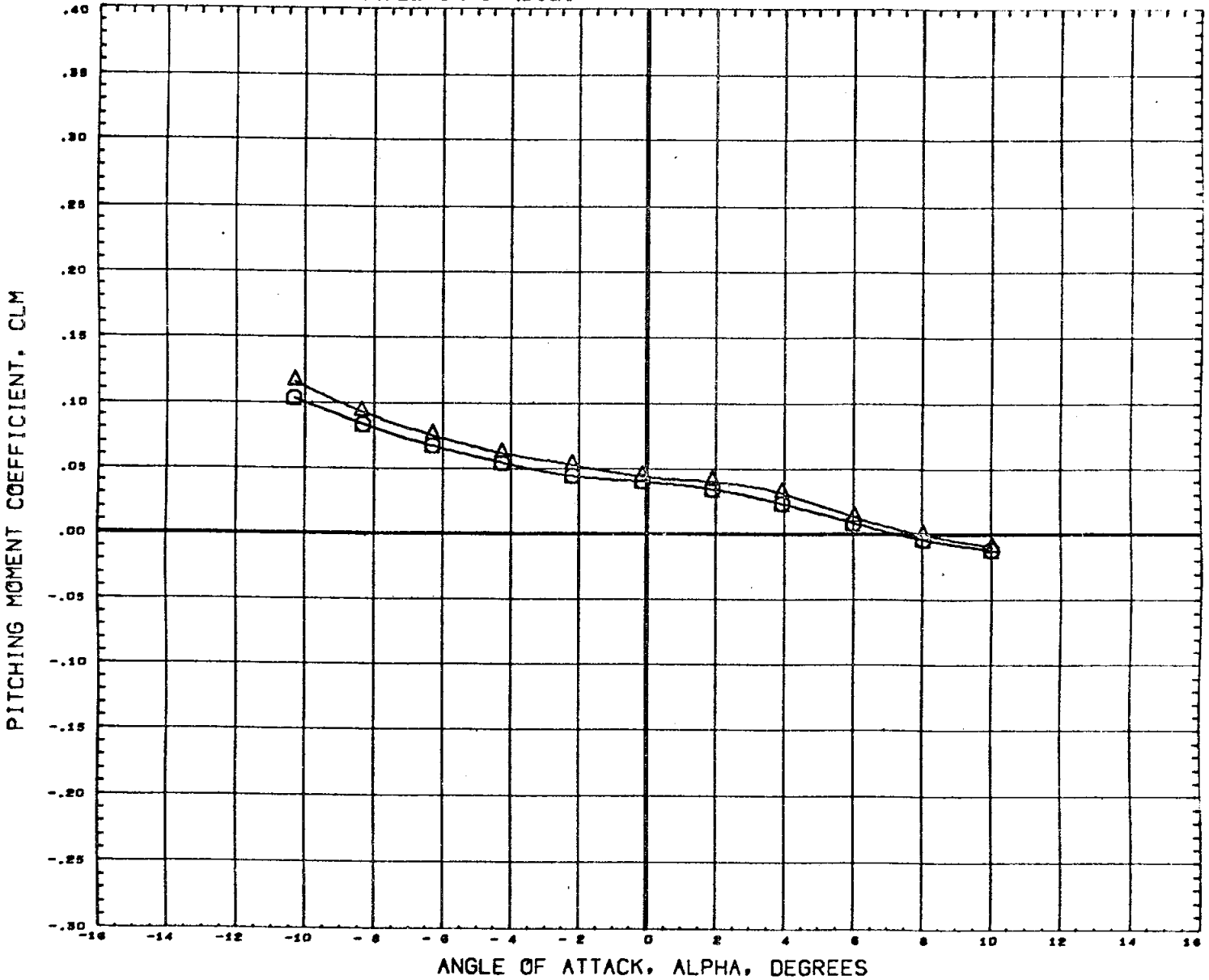
EFFECT OF INCIDENCE ANGLE ON STABILITY



DATA SET SYMBOL	CONFIGURATION DESCRIPTION	PHI	ORBINC	RUDDER	AILRON	REFERENCE INFORMATION
(677014)	M556 (IA1) NAR ATP BL LV (O1) (T1) (S1)	80.000	0.000	0.000	0.000	SREF 7.4190 SQ. IN.
(677018)	M556 (IA1) NAR ATP BL LV (O1) (T1) (S1)	80.000	-1.200	0.000	0.000	LREF 5.3120 IN.
(677023)	DATA NOT AVAILABLE FOR ALL CONDITIONS	80.000	1.500	0.000	0.000	BREF 5.3120 IN.
(677016)	DATA NOT AVAILABLE FOR ALL CONDITIONS	80.000	0.000	0.000	0.000	XMRP 4.6200 IN.
(677020)	DATA NOT AVAILABLE FOR ALL CONDITIONS	80.000	-1.200	0.000	0.000	YMRP 0.0000 IN.
(677022)	DATA NOT AVAILABLE FOR ALL CONDITIONS	80.000	1.500	0.000	0.000	ZMRP 0.0000 IN.
						SCALE 0.0040

MACH 2.99

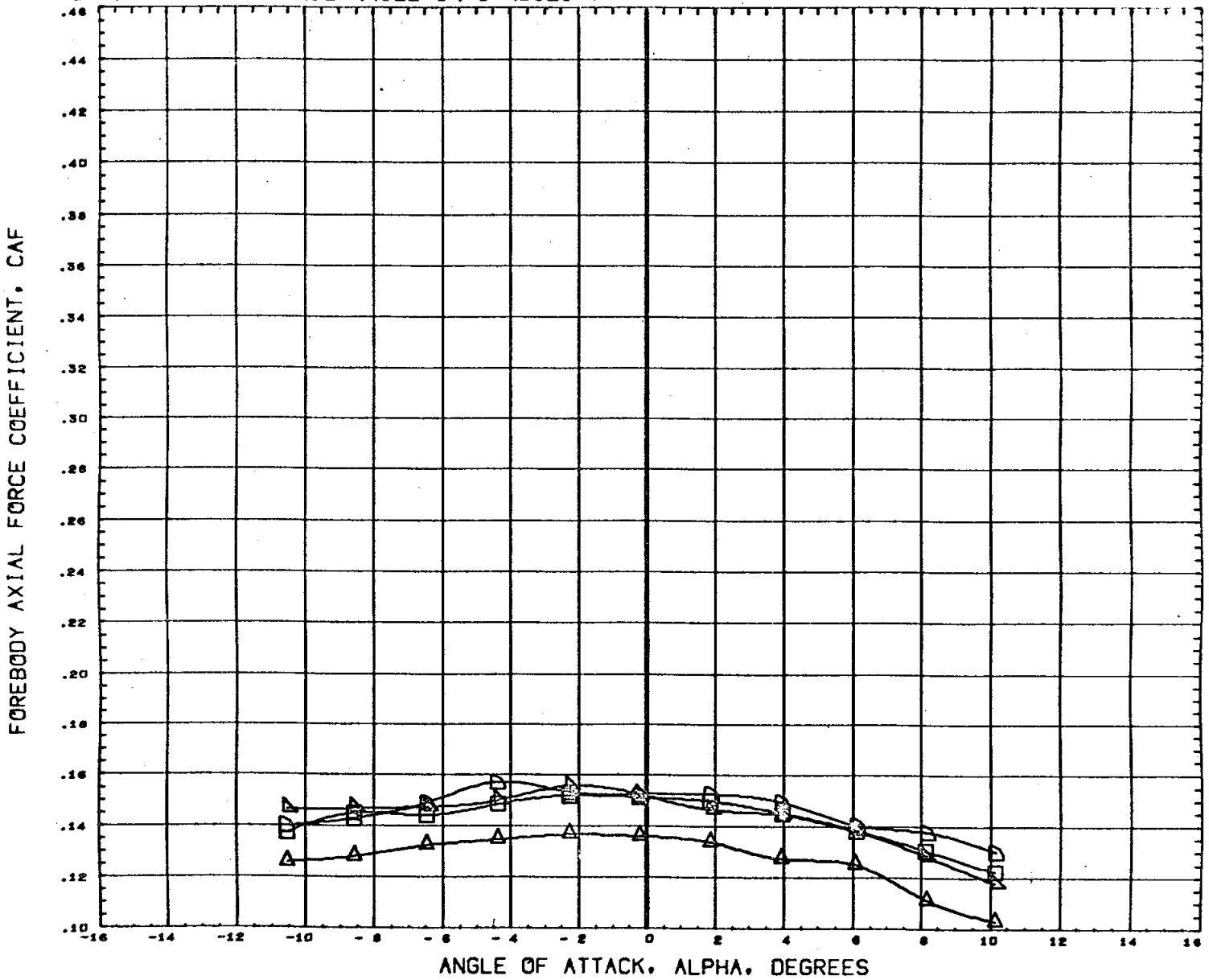
EFFECT OF INCIDENCE ANGLE ON STABILITY



DATA SET SYMBOL	CONFIGURATION DESCRIPTION	PHI	ORBINC	RUDDER	AILRON	REFERENCE INFORMATION
(677014)	M556 (IA1) NAR ATP BL LV (O1) (T1) (S1)	80.000	0.000	0.000	0.000	SREF 7.4190 SQ. IN.
(677018)	M556 (IA1) NAR ATP BL LV (O1) (T1) (S1)	80.000	-1.200	0.000	0.000	LREF 5.3120 IN.
(677023)	DATA NOT AVAILABLE FOR ALL CONDITIONS	80.000	1.500	0.000	0.000	BREF 5.3120 IN.
(677016)	DATA NOT AVAILABLE FOR ALL CONDITIONS	80.000	0.000	0.000	0.000	XMRP 4.6200 IN.
(677020)	DATA NOT AVAILABLE FOR ALL CONDITIONS	80.000	-1.200	0.000	0.000	YMRP 0.0000 IN.
(677022)	DATA NOT AVAILABLE FOR ALL CONDITIONS	80.000	1.500	0.000	0.000	ZMRP 0.0000 IN.
						SCALE 0.0040

MACH 4.96

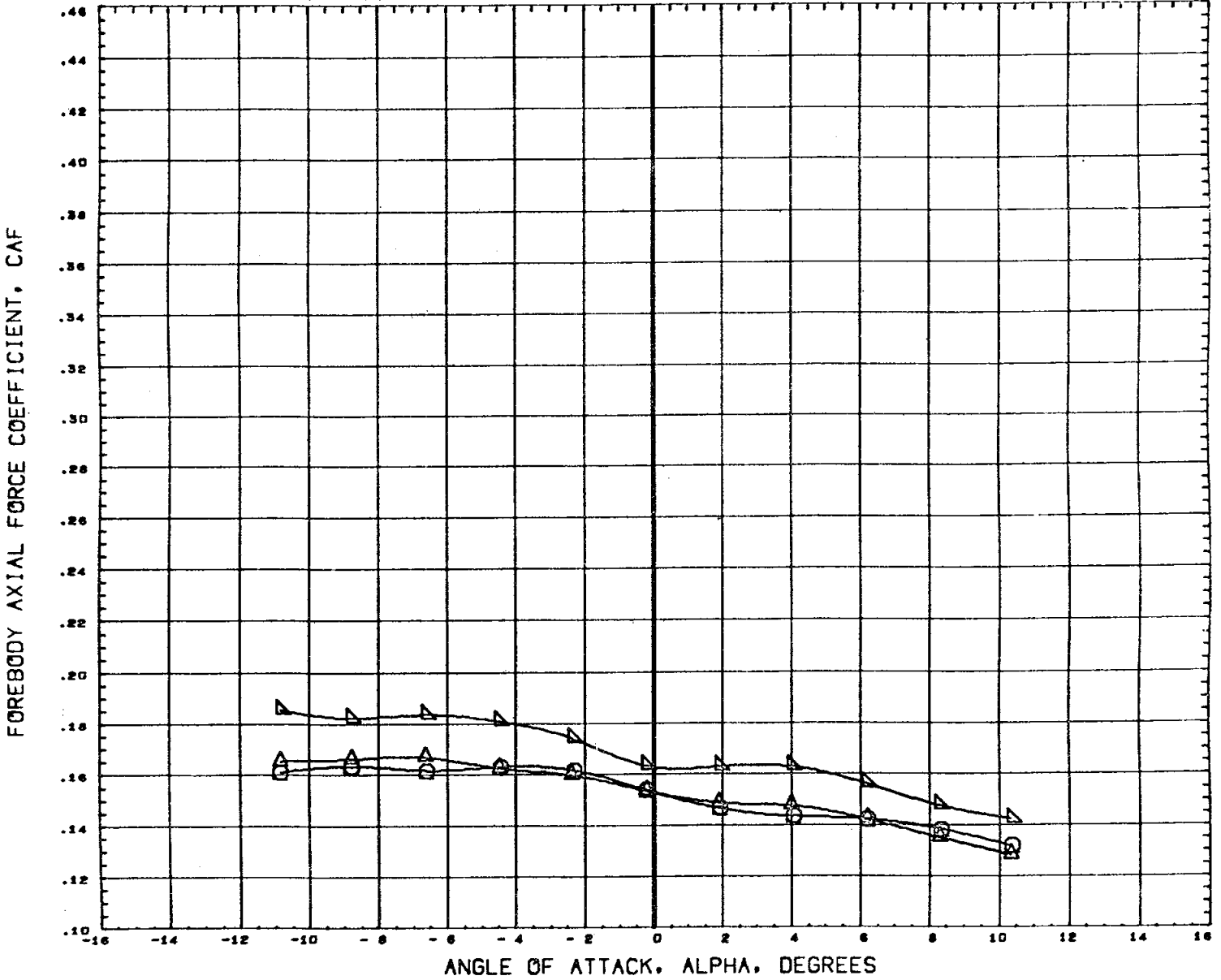
EFFECT OF INCIDENCE ANGLE ON STABILITY



DATA SET SYMBOL	CONFIGURATION DESCRIPTION	PHI	ORBINC	RUDDER	AILRON	REFERENCE INFORMATION
(C77014)	DATA NOT AVAILABLE FOR ALL CONDITIONS	80.000	0.000	0.000	0.000	SREF 7.4190 SQ. IN.
(C77018)	M556 (IA1) NAR ATP BL LV (O1) (T1) (S1)	80.000	-1.200	0.000	0.000	LREF 5.3120 IN.
(C77023)	DATA NOT AVAILABLE FOR ALL CONDITIONS	80.000	1.500	0.000	0.000	BREF 5.3120 IN.
(C77016)	M556 (IA1) NAR ATP BL LV (O2) (T1) (S1)	80.000	0.000	0.000	0.000	XMRP 4.8200 IN.
(C77020)	M556 (IA1) NAR ATP BL LV (O2) (T1) (S1)	80.000	-1.200	0.000	0.000	YMRP 0.0000 IN.
(C77022)	M556 (IA1) NAR ATP BL LV (O2) (T1) (S1)	80.000	1.500	0.000	0.000	ZMRP 0.0000 IN.
						SCALE 0.0040

MACH .60

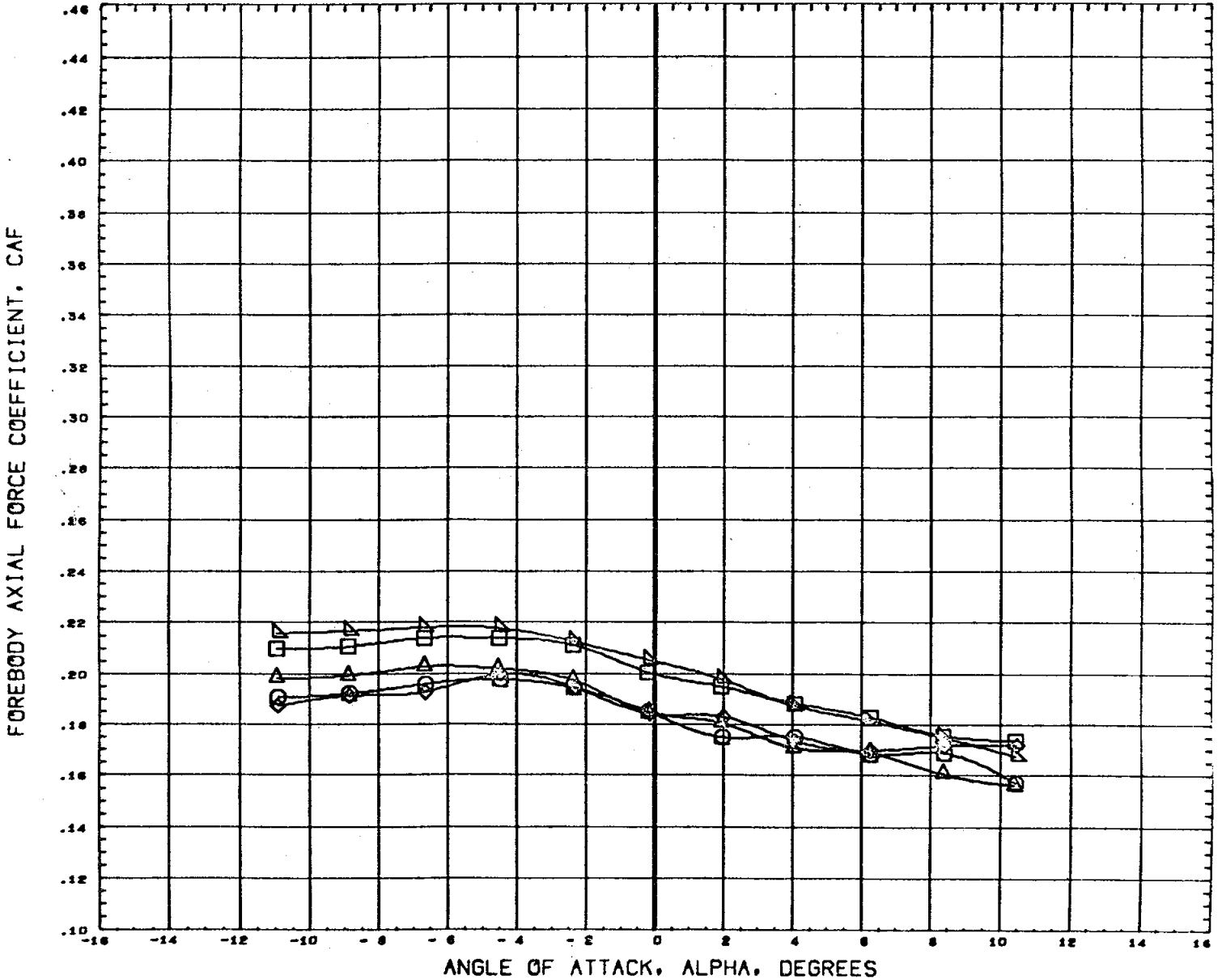
EFFECT OF INCIDENCE ANGLE ON STABILITY



DATA SET SYMBOL	CONFIGURATION DESCRIPTION	PHI	ORBINC	RUDDER	AILRON	REFERENCE INFORMATION
(G77014)	M556 (IA1) NAR ATP BL LV (01) (T1) (S1)	80.000	0.000	0.000	0.000	SREF 7.4190 30. IN.
(G77018)	M556 (IA1) NAR ATP BL LV (01) (T1) (S1)	80.000	-1.200	0.000	0.000	LREF 5.3120 IN.
(G77023)	DATA NOT AVAILABLE FOR ALL CONDITIONS	80.000	1.500	0.000	0.000	BREF 5.3120 IN.
(G77016)	DATA NOT AVAILABLE FOR ALL CONDITIONS	80.000	0.000	0.000	0.000	XMRP 4.8200 IN.
(G77020)	M556 (IA1) NAR ATP BL LV (02) (T1) (S1)	80.000	-1.200	0.000	0.000	YMRP 0.0000 IN.
(G77022)	DATA NOT AVAILABLE FOR ALL CONDITIONS	80.000	1.500	0.000	0.000	ZMRP 0.0000 IN.
						SCALE 0.0040

MACH .80

EFFECT OF INCIDENCE ANGLE ON STABILITY

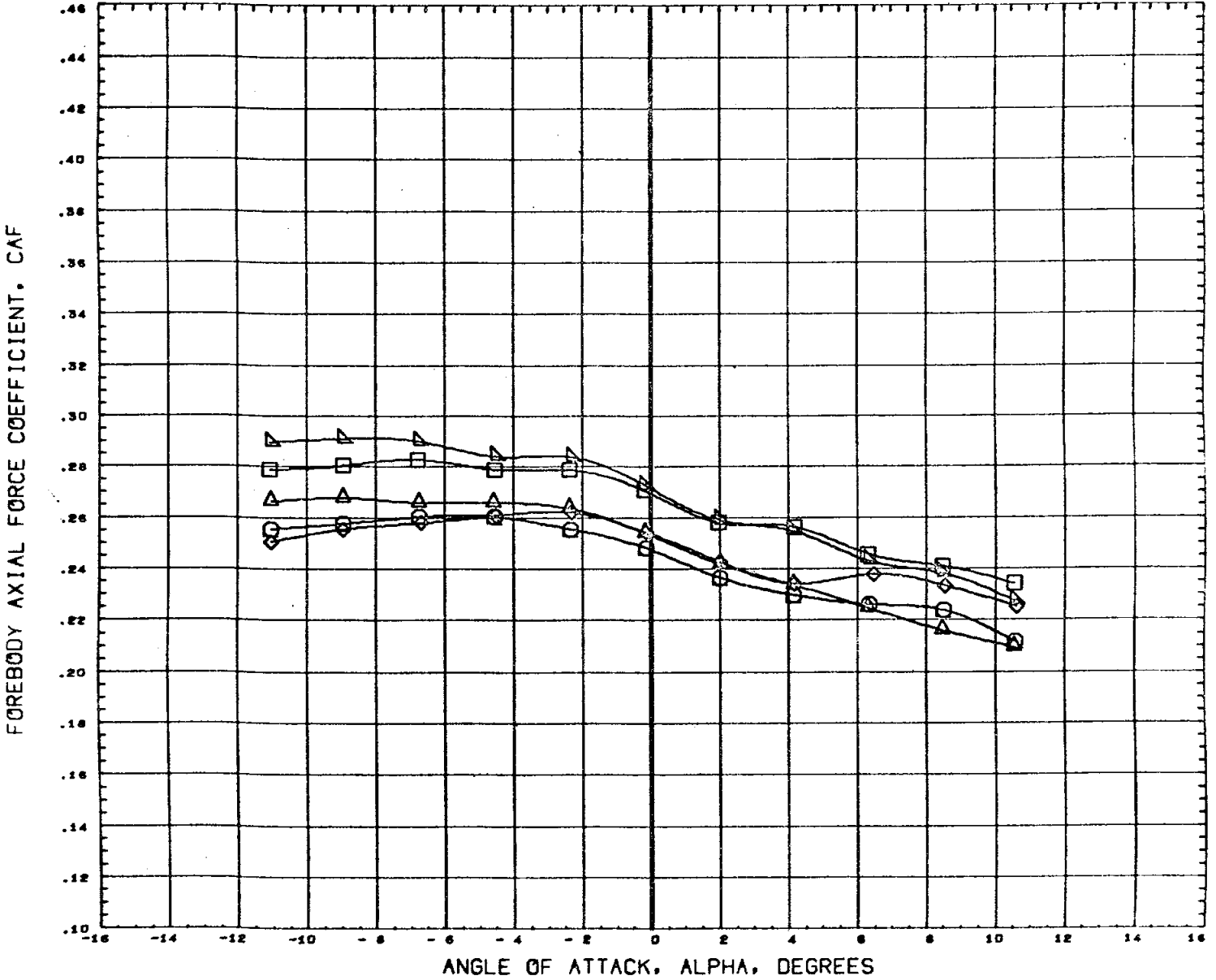


DATA SET SYMBOL	CONFIGURATION DESCRIPTION	PHI	ORBINC	RUDDER	AILRON	REFERENCE INFORMATION
(677014)	M556 (IA1) NAR ATP BL LV (O1) (T1) (S1)	80.000	0.000	0.000	0.000	SREF 7.4190 50. IN.
(677018)	M556 (IA1) NAR ATP BL LV (O1) (T1) (S1)	80.000	-1.200	0.000	0.000	LREF 5.3120 IN.
(677025)	M556 (IA1) NAR ATP BL LV (O1) (T1) (S1)	80.000	1.500	0.000	0.000	BREF 5.3120 IN.
(677016)	M556 (IA1) NAR ATP BL LV (O2) (T1) (S1)	80.000	0.000	0.000	0.000	XMRP 4.8200 IN.
(677020)	M556 (IA1) NAR ATP BL LV (O2) (T1) (S1)	80.000	-1.200	0.000	0.000	YMRP 0.0000 IN.
(677022)	DATA NOT AVAILABLE FOR ALL CONDITIONS	80.000	1.500	0.000	0.000	ZMRP 0.0000 IN. SCALE 0.0040

MACH .90

PAGE 227

EFFECT OF INCIDENCE ANGLE ON STABILITY

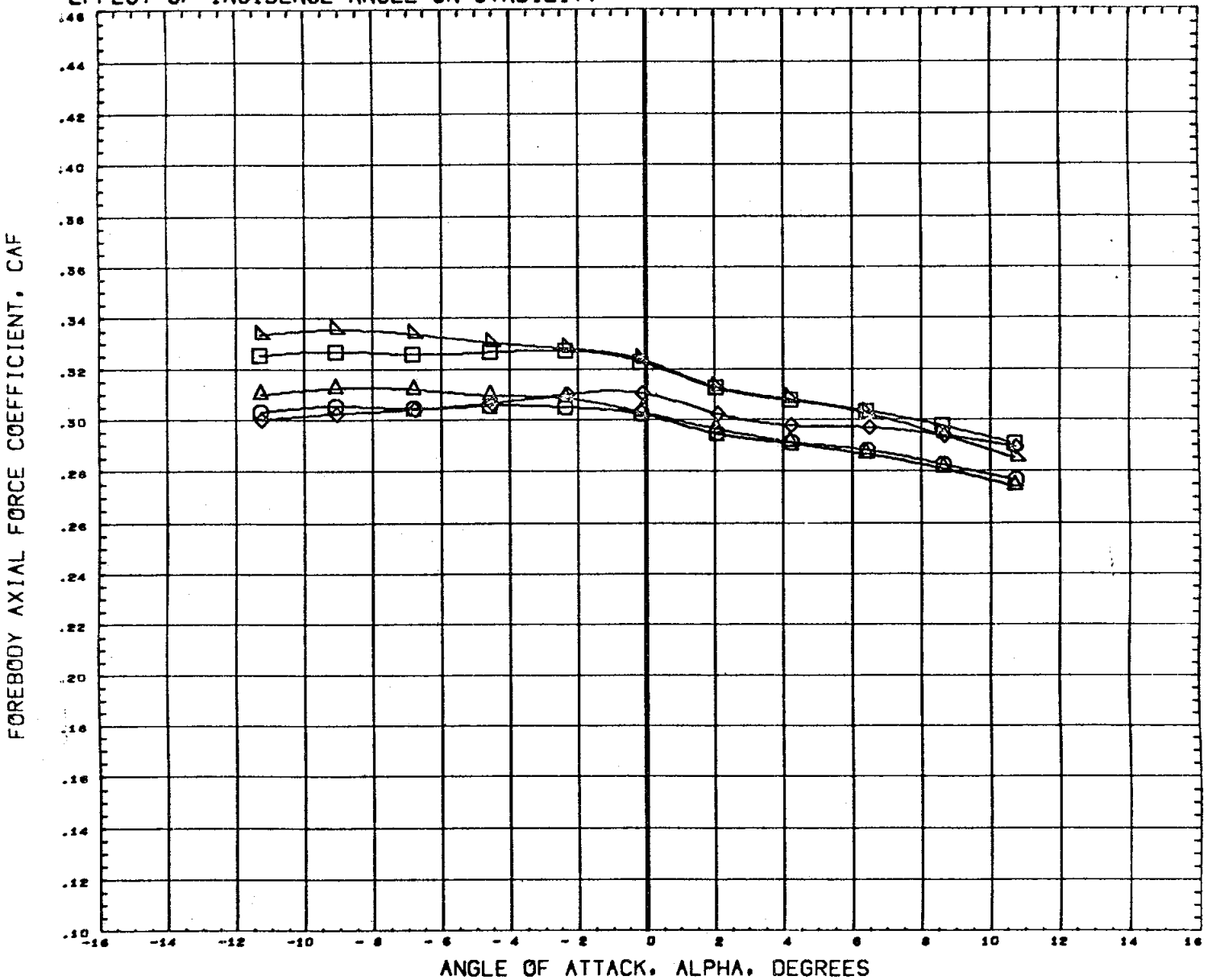


DATA SET SYMBOL	CONFIGURATION DESCRIPTION	PHI	ORBINC	RUDDER	AILRON	REFERENCE INFORMATION
(G77014)	M556 (IA1) NAR ATP BL LV (01) (T1) (S1)	80.000	0.000	0.000	0.000	SREF 7.4190 SQ. IN.
(G77018)	M556 (IA1) NAR ATP BL LV (01) (T1) (S1)	80.000	-1.200	0.000	0.000	LREF 5.3120 IN.
(G77023)	M556 (IA1) NAR ATP BL LV (01) (T1) (S1)	80.000	1.500	0.000	0.000	BREF 5.3120 IN.
(G77016)	M556 (IA1) NAR ATP BL LV (02) (T1) (S1)	80.000	0.000	0.000	0.000	XHRP 4.6200 IN.
(G77020)	M556 (IA1) NAR ATP BL LV (02) (T1) (S1)	80.000	-1.200	0.000	0.000	YHRP 0.0000 IN.
(G77022)	DATA NOT AVAILABLE FOR ALL CONDITIONS	80.000	1.500	0.000	0.000	ZHRP 0.0000 IN.
						SCALE 0.0040

MACH 1.00

PAGE 228

EFFECT OF INCIDENCE ANGLE ON STABILITY

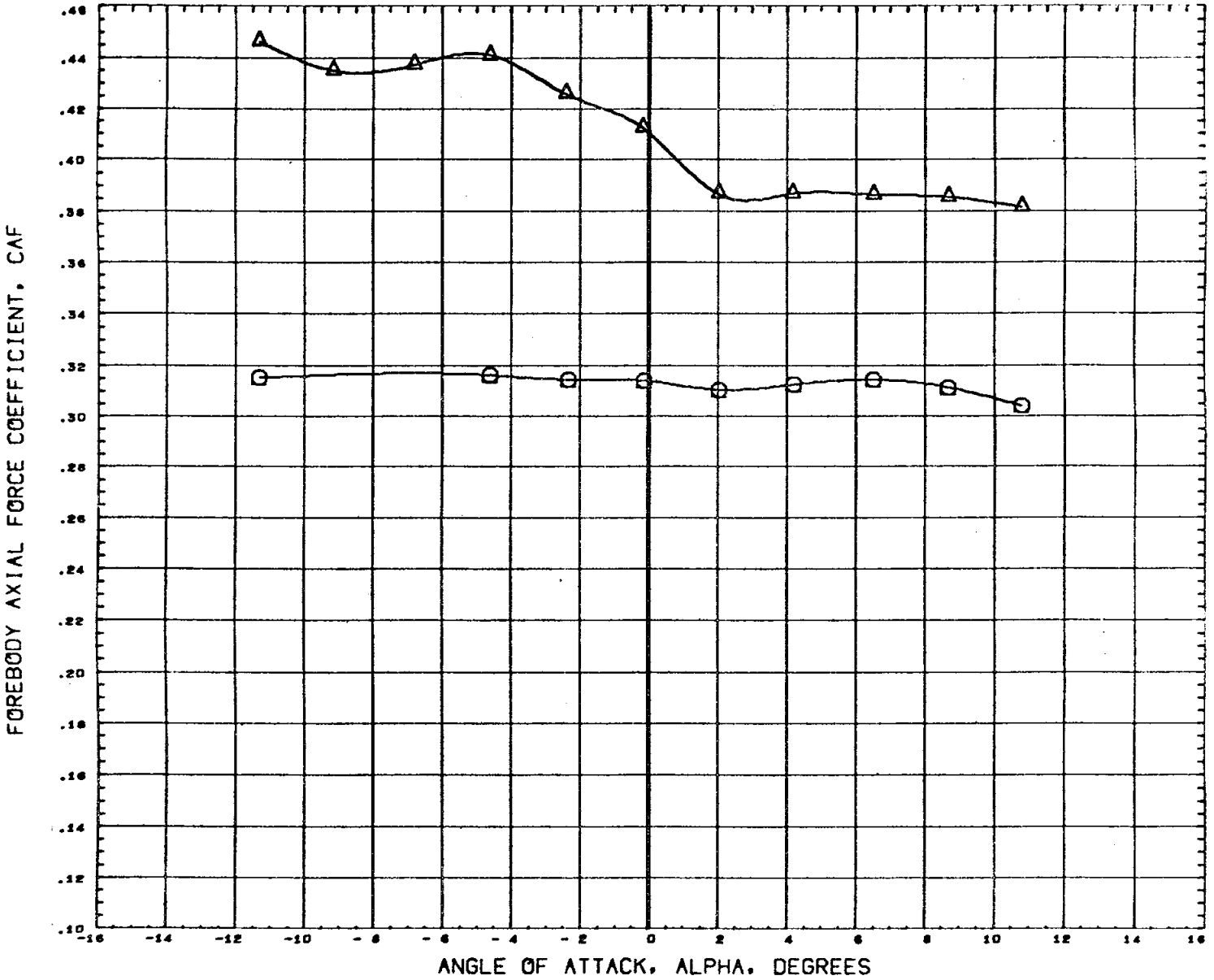


DATA SET SYMBOL	CONFIGURATION DESCRIPTION	PHI	ORBINC	RUDDER	AILRON	REFERENCE INFORMATION
(677014)	M556 (IA1) NAR ATP BL LV (O1) (T1) (S1)	80.000	0.000	0.000	0.000	SREF 7.4190 39 IN.
(677018)	M556 (IA1) NAR ATP BL LV (O1) (T1) (S1)	80.000	-1.200	0.000	0.000	LREF 5.3120 IN.
(677023)	M556 (IA1) NAR ATP BL LV (O1) (T1) (S1)	80.000	1.500	0.000	0.000	BREF 5.3120 IN.
(677016)	M556 (IA1) NAR ATP BL LV (O2) (T1) (S1)	80.000	0.000	0.000	0.000	XHRP 4.8200 IN.
(677020)	M556 (IA1) NAR ATP BL LV (O2) (T1) (S1)	80.000	-1.200	0.000	0.000	YHRP 0.0000 IN.
(677022)	DATA NOT AVAILABLE FOR ALL CONDITIONS	80.000	1.500	0.000	0.002	ZHRP 0.0000 IN. SCALE 0.0040

MACH 1.20

PAGE 229

EFFECT OF INCIDENCE ANGLE ON STABILITY

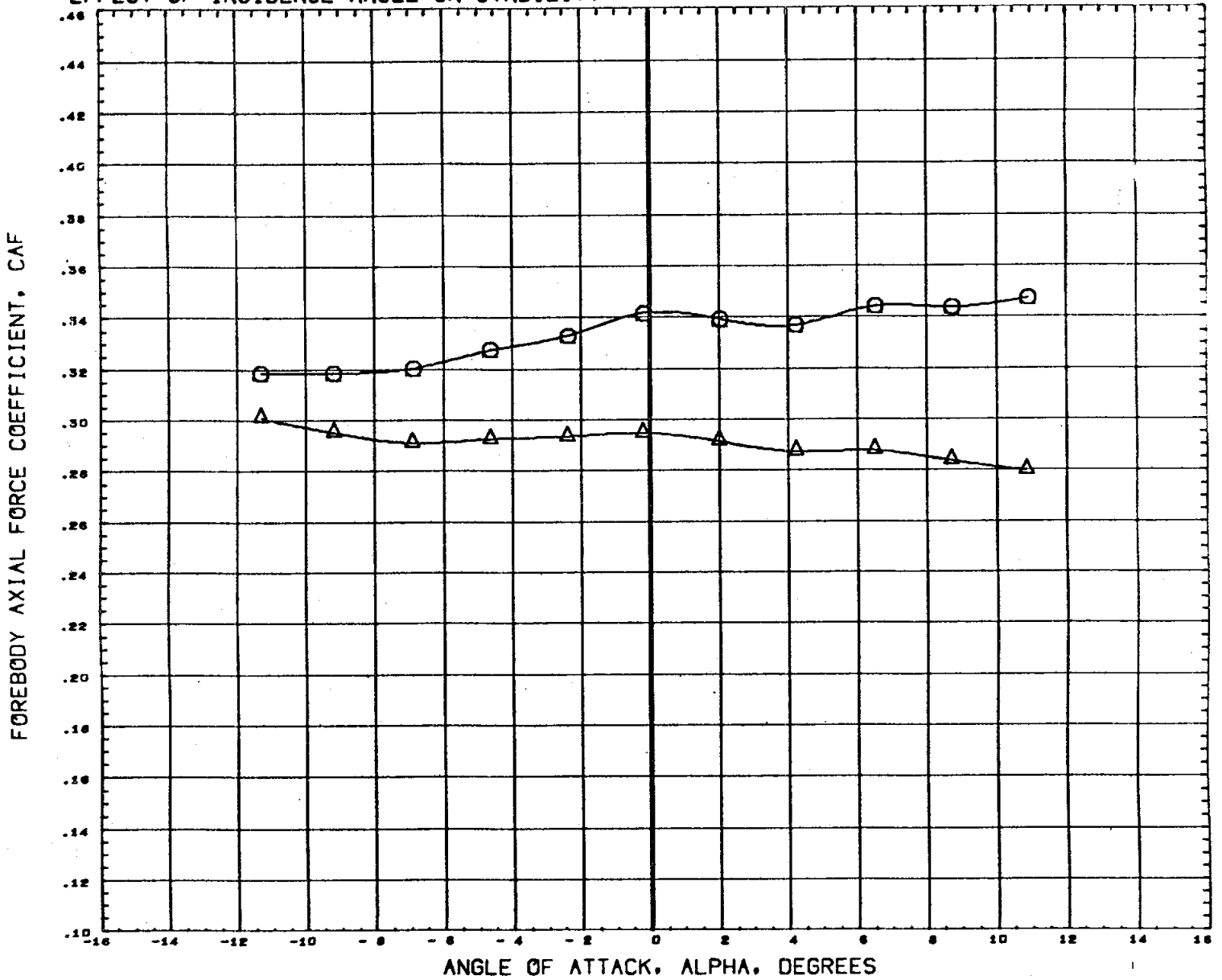


DATA SET SYMBOL	CONFIGURATION DESCRIPTION	PHI	ORBINC	RUDDER	AILRON	REFERENCE INFORMATION
(677014)	M556(IA1) NAR ATP BL LV (O1) (T1) (S1)	80.000	0.000	0.000	0.000	SREF 7.4190 sq. IN.
(677018)	M556(IA1) NAR ATP BL LV (O1) (T1) (S1)	80.000	-1.200	0.000	0.000	LREF 5.3120 IN.
(677023)	DATA NOT AVAILABLE FOR ALL CONDITIONS	80.000	1.500	0.000	0.000	BREF 5.3120 IN.
(677016)	DATA NOT AVAILABLE FOR ALL CONDITIONS	80.000	0.000	0.000	0.000	XMRP 4.8200 IN.
(677020)	DATA NOT AVAILABLE FOR ALL CONDITIONS	80.000	-1.200	0.000	0.000	YMRP 0.0000 IN.
(677022)	DATA NOT AVAILABLE FOR ALL CONDITIONS	80.000	1.500	0.000	0.000	ZMRP 0.0000 IN.
						SCALE 0.0040

MACH 1.46

PAGE 230

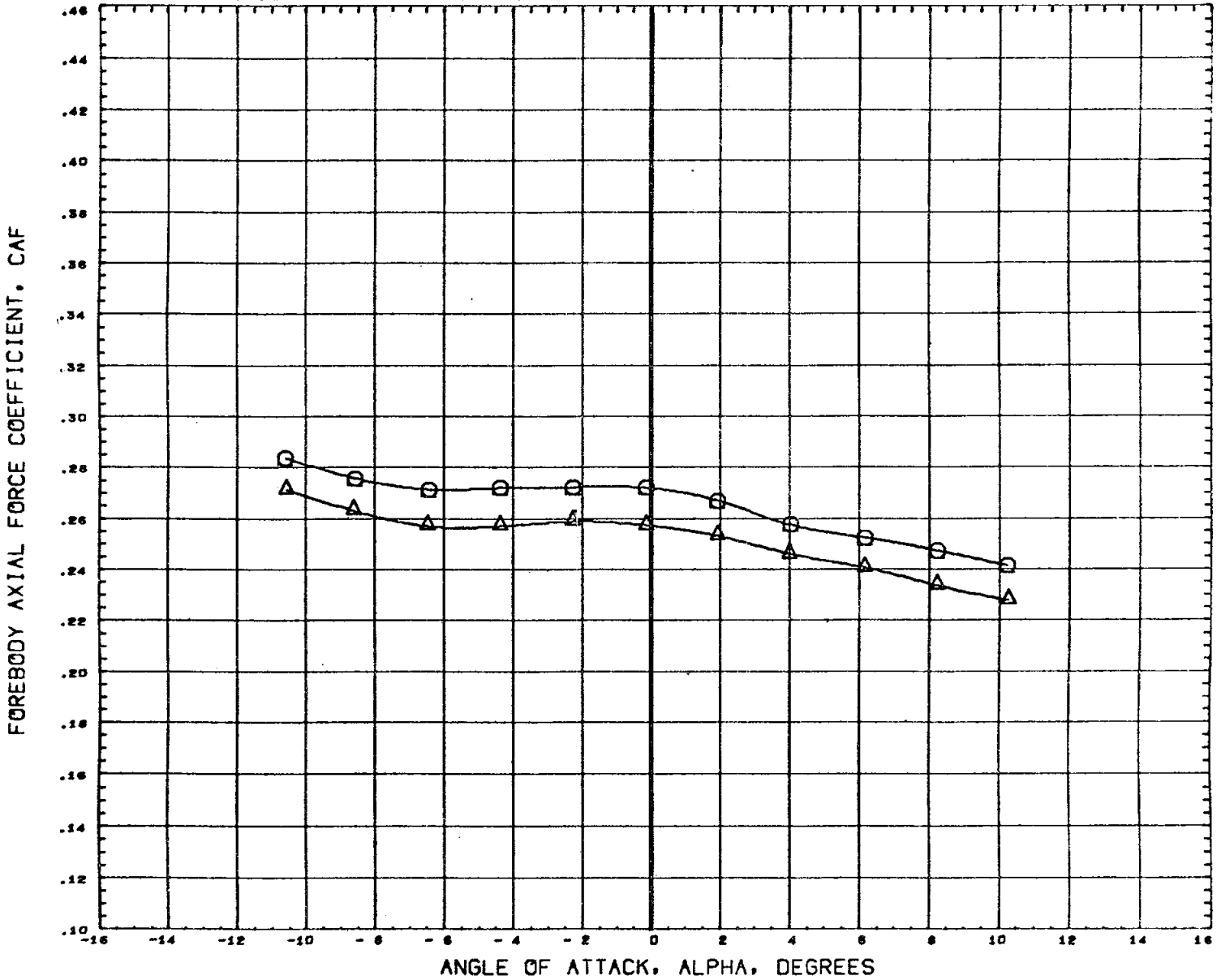
EFFECT OF INCIDENCE ANGLE ON STABILITY



DATA SET SYMBOL	CONFIGURATION DESCRIPTION	PHI	ORBINC	RUDDER	AILRON	REFERENCE INFORMATION
(G77014)	M556 (IA1) NAR ATP BL LV (O1) (T1) (S1)	80.000	0.000	0.000	0.000	SREF 7.4190 SQ. IN.
(G77018)	M556 (IA1) NAR ATP BL LV (O1) (T1) (S1)	80.000	-1.200	0.000	0.000	LREF 5.3120 IN.
(G77023)	DATA NOT AVAILABLE FOR ALL CONDITIONS	80.000	1.500	0.000	0.000	BREF 5.3120 IN.
(G77016)	DATA NOT AVAILABLE FOR ALL CONDITIONS	80.000	0.000	0.000	0.000	XMRP 4.6200 IN.
(G77020)	DATA NOT AVAILABLE FOR ALL CONDITIONS	80.000	-1.200	0.000	0.000	YMRP 0.0000 IN.
(G77022)	DATA NOT AVAILABLE FOR ALL CONDITIONS	80.000	1.500	0.000	0.000	ZMRP 0.0000 IN. SCALE 0.0040

MACH 1.96

EFFECT OF INCIDENCE ANGLE ON STABILITY



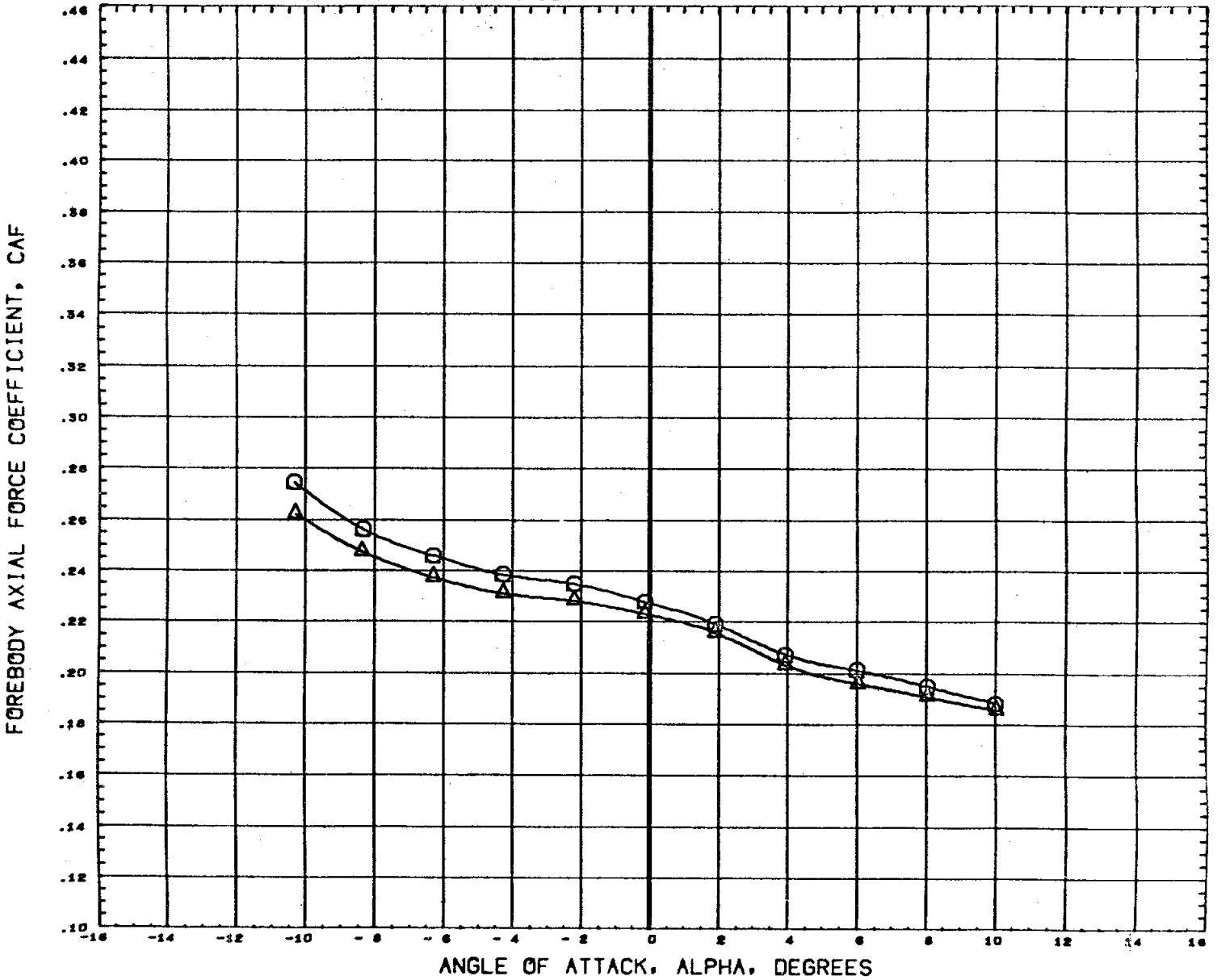
DATA SET SYMBOL	CONFIGURATION DESCRIPTION	PHI	ORBINC	RUDDER	AILRON	REFERENCE INFORMATION
(677014)	M556 (IA1) NAR ATP BL LV (O1) (T1) (S1)	80.000	0.000	0.000	0.000	SREF 7.4190 Sq. IN.
(677018)	M556 (IA1) NAR ATP BL LV (O1) (T1) (S1)	80.000	-1.200	0.000	0.000	LREF 5.3120 IN.
(677023)	DATA NOT AVAILABLE FOR ALL CONDITIONS	80.000	1.500	0.000	0.000	BREF 5.3120 IN.
(677016)	DATA NOT AVAILABLE FOR ALL CONDITIONS	80.000	0.000	0.000	0.000	XHRP 4.8200 IN.
(677020)	DATA NOT AVAILABLE FOR ALL CONDITIONS	80.000	-1.200	0.000	0.000	YHRP 0.0000 IN.
(677022)	DATA NOT AVAILABLE FOR ALL CONDITIONS	80.000	1.500	0.000	0.000	ZHRP 0.0000 IN.
						SCALE 0.0040

MACH

2.99

PAGE 232

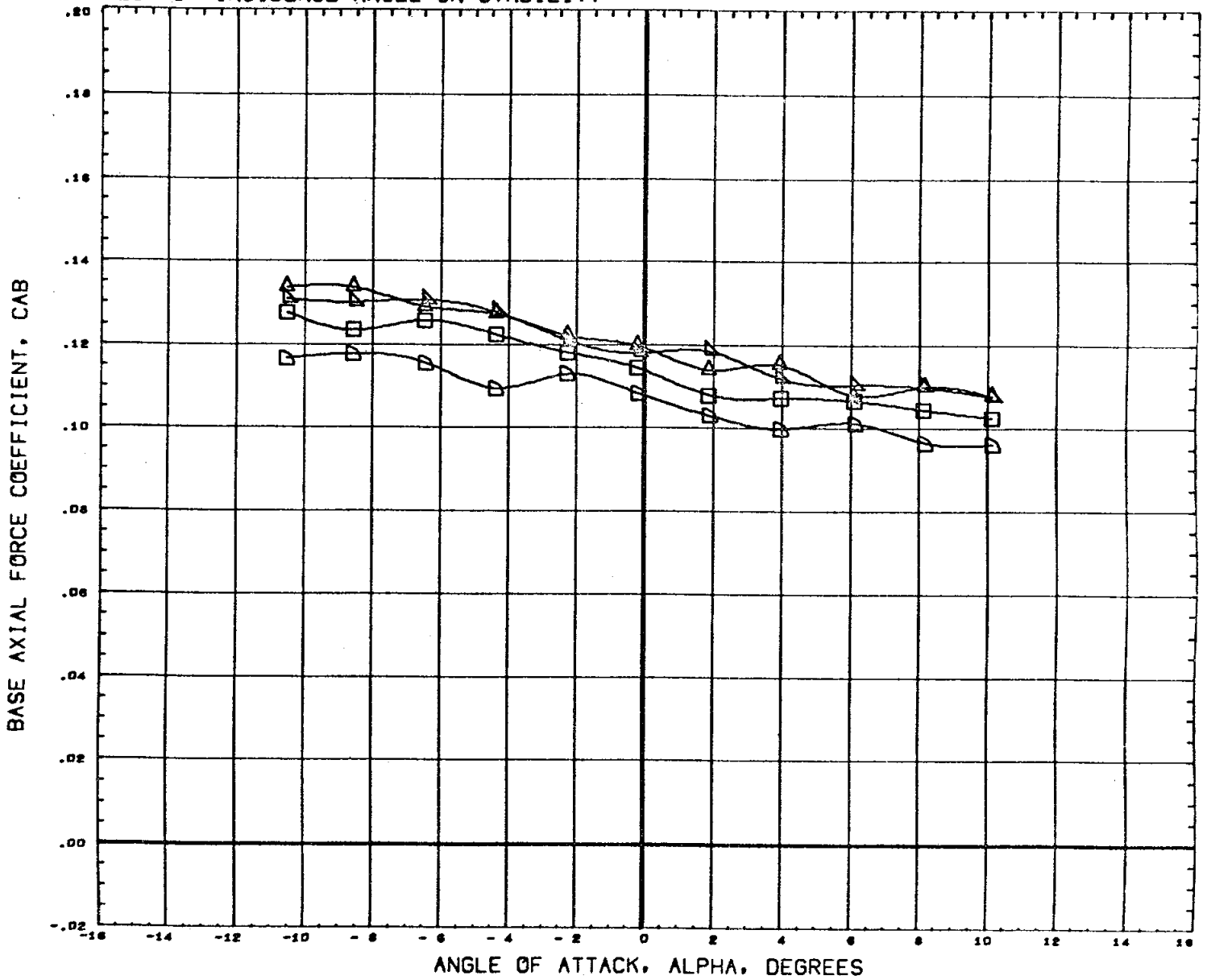
EFFECT OF INCIDENCE ANGLE ON STABILITY



DATA SET SYMBOL	CONFIGURATION DESCRIPTION	PHI	ORBINC	RUDDER	AILRON	REFERENCE INFORMATION
(677014)	M556 (IA1) NAR ATP BL LV (O1) (T1) (S1)	80.000	0.000	0.000	0.000	SREF 7.4190 sq. IN.
(677018)	M556 (IA1) NAR ATP BL LV (O1) (T1) (S1)	80.000	-1.200	0.000	0.000	LREF 5.3120 IN.
(677023)	DATA NOT AVAILABLE FOR ALL CONDITIONS	80.000	1.500	0.000	0.000	BREF 5.3120 IN.
(677016)	DATA NOT AVAILABLE FOR ALL CONDITIONS	80.000	0.000	0.000	0.000	XHRP 4.8200 IN.
(677020)	DATA NOT AVAILABLE FOR ALL CONDITIONS	80.000	-1.200	0.000	0.000	YHRP 0.0000 IN.
(677022)	DATA NOT AVAILABLE FOR ALL CONDITIONS	80.000	1.500	0.000	0.000	ZHRP 0.0000 IN. SCALE 0.0040

MACH 4.96

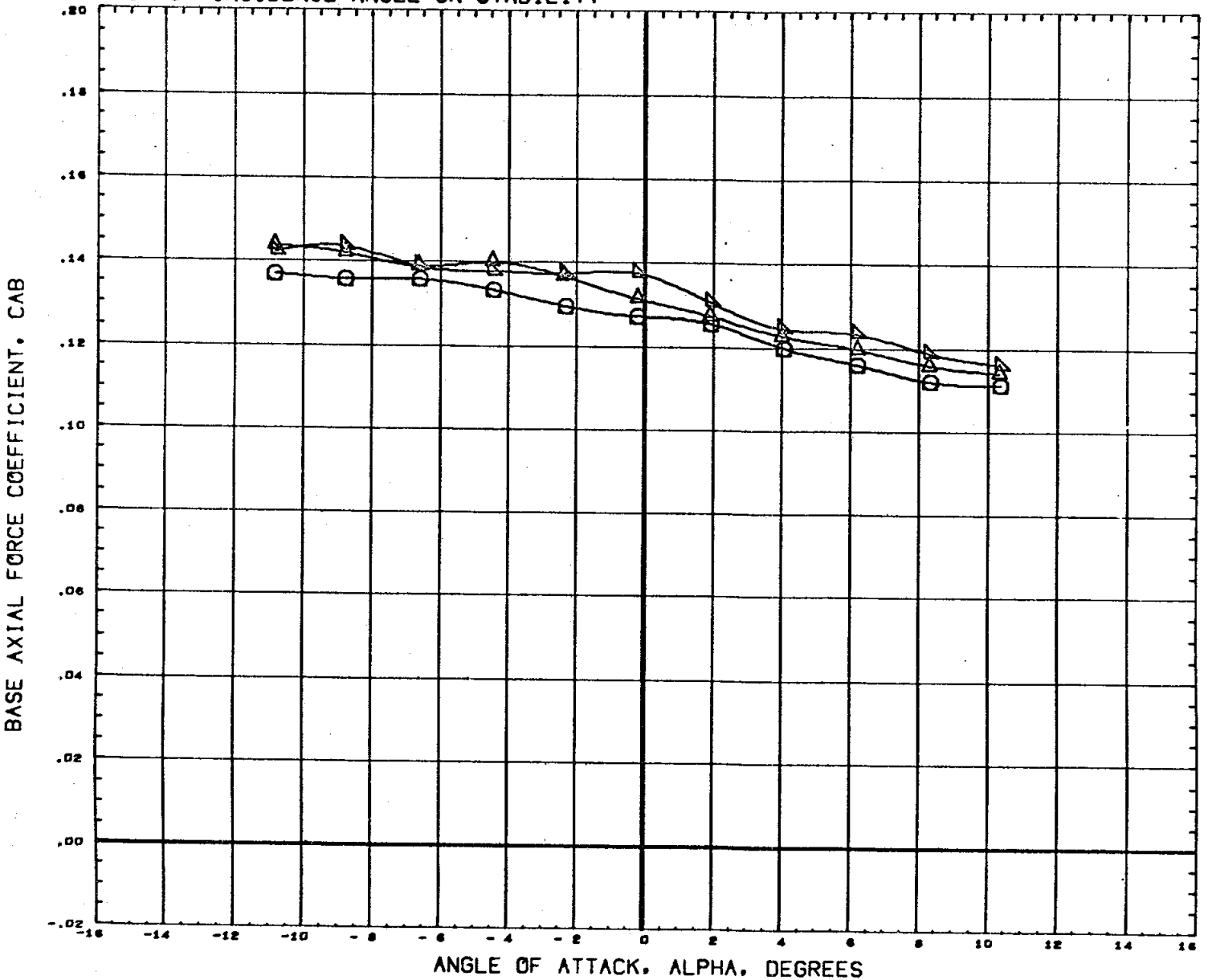
EFFECT OF INCIDENCE ANGLE ON STABILITY



DATA SET SYMBOL	CONFIGURATION DESCRIPTION	PHI	ORBINC	RUDDER	AILRON	REFERENCE INFORMATION
(C77014)	DATA NOT AVAILABLE FOR ALL CONDITIONS	80.000	0.000	0.000	0.000	SREF 7.4190 SQ. IN.
(C77018)	M556 (IA1) NAR ATP BL LV (O1) (T1) (S1)	80.000	-1.200	0.000	0.000	LREF 5.3120 IN.
(C77023)	DATA NOT AVAILABLE FOR ALL CONDITIONS	80.000	1.500	0.000	0.000	BREF 5.3120 IN.
(C77016)	M556 (IA1) NAR ATP BL LV (O2) (T1) (S1)	80.000	0.000	0.000	0.000	XMRF 4.8200 IN.
(C77020)	M556 (IA1) NAR ATP BL LV (O2) (T1) (S1)	80.000	-1.200	0.000	0.000	YMRF 0.0000 IN.
(C77022)	M556 (IA1) NAR ATP BL LV (O2) (T1) (S1)	80.000	1.500	0.000	0.000	ZMRF 0.0000 IN.
						SCALE 0.0040

MACH .60

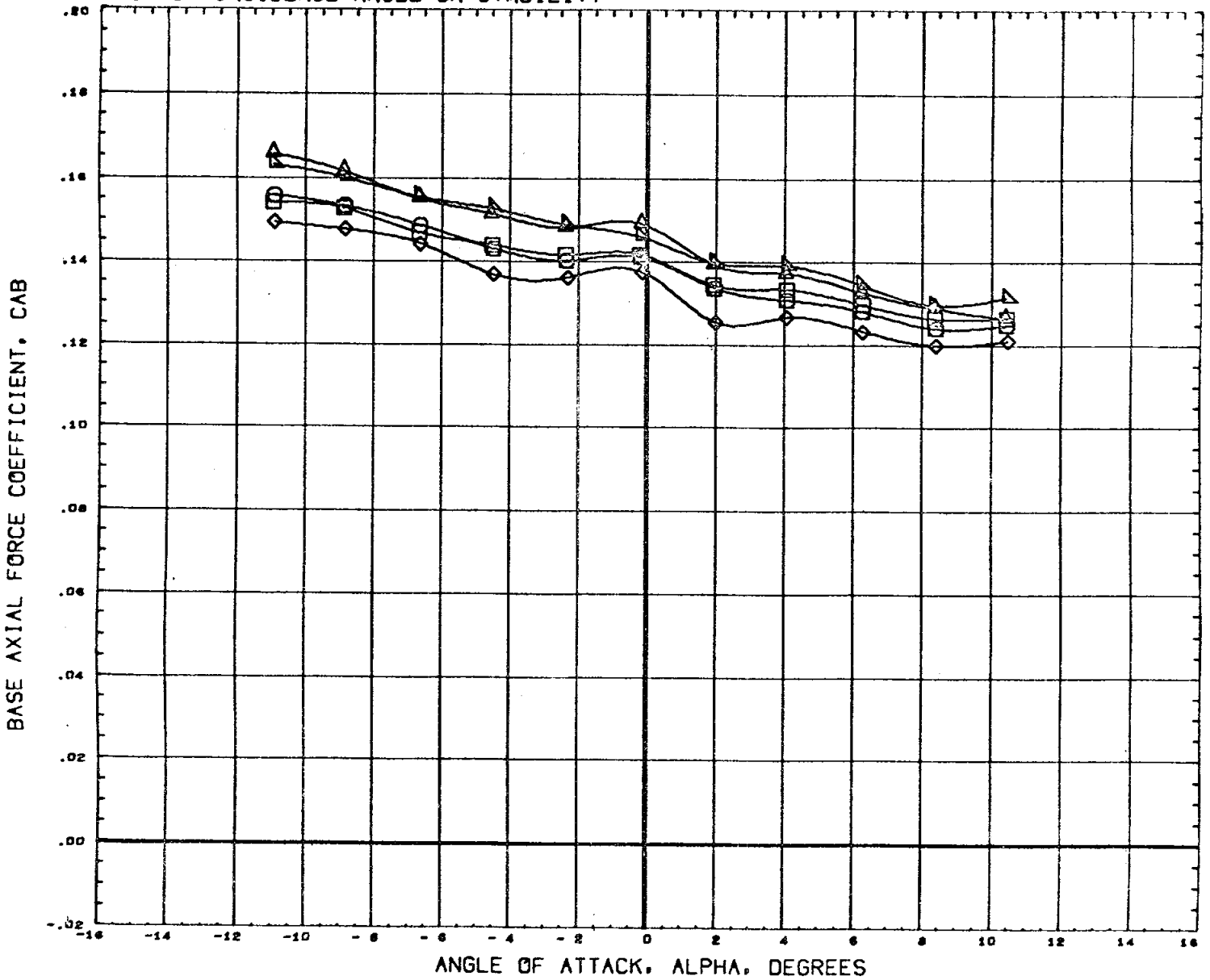
EFFECT OF INCIDENCE ANGLE ON STABILITY



DATA SET SYMBOL	CONFIGURATION DESCRIPTION	PHI	ORBINC	RUDDER	AILRON	REFERENCE INFORMATION
(677014)	M556 (IA1) NAR ATP BL LV (O1) (T1) (S1)	80.000	0.000	0.000	0.000	SREF 7.4190 30. IN.
(677018)	M556 (IA1) NAR ATP BL LV (O1) (T1) (S1)	80.000	-1.200	0.000	0.000	LREF 5.3120 IN.
(677023)	DATA NOT AVAILABLE FOR ALL CONDITIONS	80.000	1.500	0.000	0.000	BREF 5.3120 IN.
(677016)	DATA NOT AVAILABLE FOR ALL CONDITIONS	80.000	0.000	0.000	0.000	XMRP 4.8200 IN.
(677020)	M556 (IA1) NAR ATP BL LV (O2) (T1) (S1)	80.000	-1.200	0.000	0.000	YMRP 0.0000 IN.
(677022)	DATA NOT AVAILABLE FOR ALL CONDITIONS	80.000	1.500	0.000	0.000	ZMRP 0.0000 IN.
						SCALE 0.0040

MACH .80

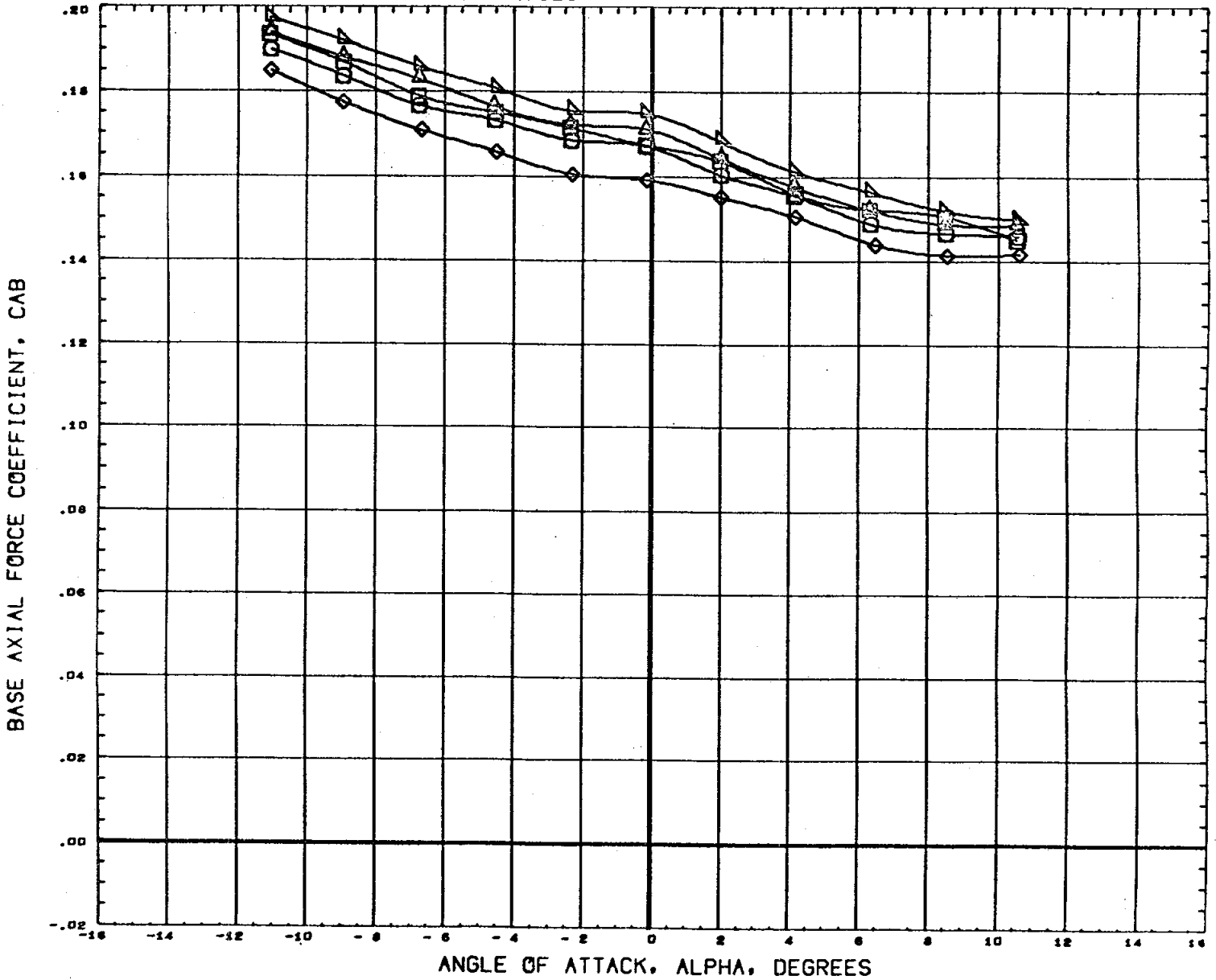
EFFECT OF INCIDENCE ANGLE ON STABILITY



DATA SET SYMBOL	CONFIGURATION DESCRIPTION	PHI	ORBINC	RUDDER	AILRON	REFERENCE INFORMATION
(G77014)	M556 (IA1) NAR ATP BL LV (O1) (T1) (S1)	80.000	0.000	0.000	0.000	SREF 7.4190 59. IN.
(G77018)	M556 (IA1) NAR ATP BL LV (O1) (T1) (S1)	80.000	-1.200	0.000	0.000	LREF 5.3120 IN.
(G77023)	M556 (IA1) NAR ATP BL LV (O1) (T1) (S1)	80.000	1.500	0.000	0.000	BREF 5.3120 IN.
(G77016)	M556 (IA1) NAR ATP BL LV (O2) (T1) (S1)	80.000	0.000	0.000	0.000	XHRP 4.8200 IN.
(G77020)	M556 (IA1) NAR ATP BL LV (O2) (T1) (S1)	80.000	-1.200	0.000	0.000	YHRP 0.0000 IN.
(G77022)	DATA NOT AVAILABLE FOR ALL CONDITIONS	80.000	1.500	0.000	0.000	ZHRP 0.0000 IN.
						SCALE 0.0040

MACH .90

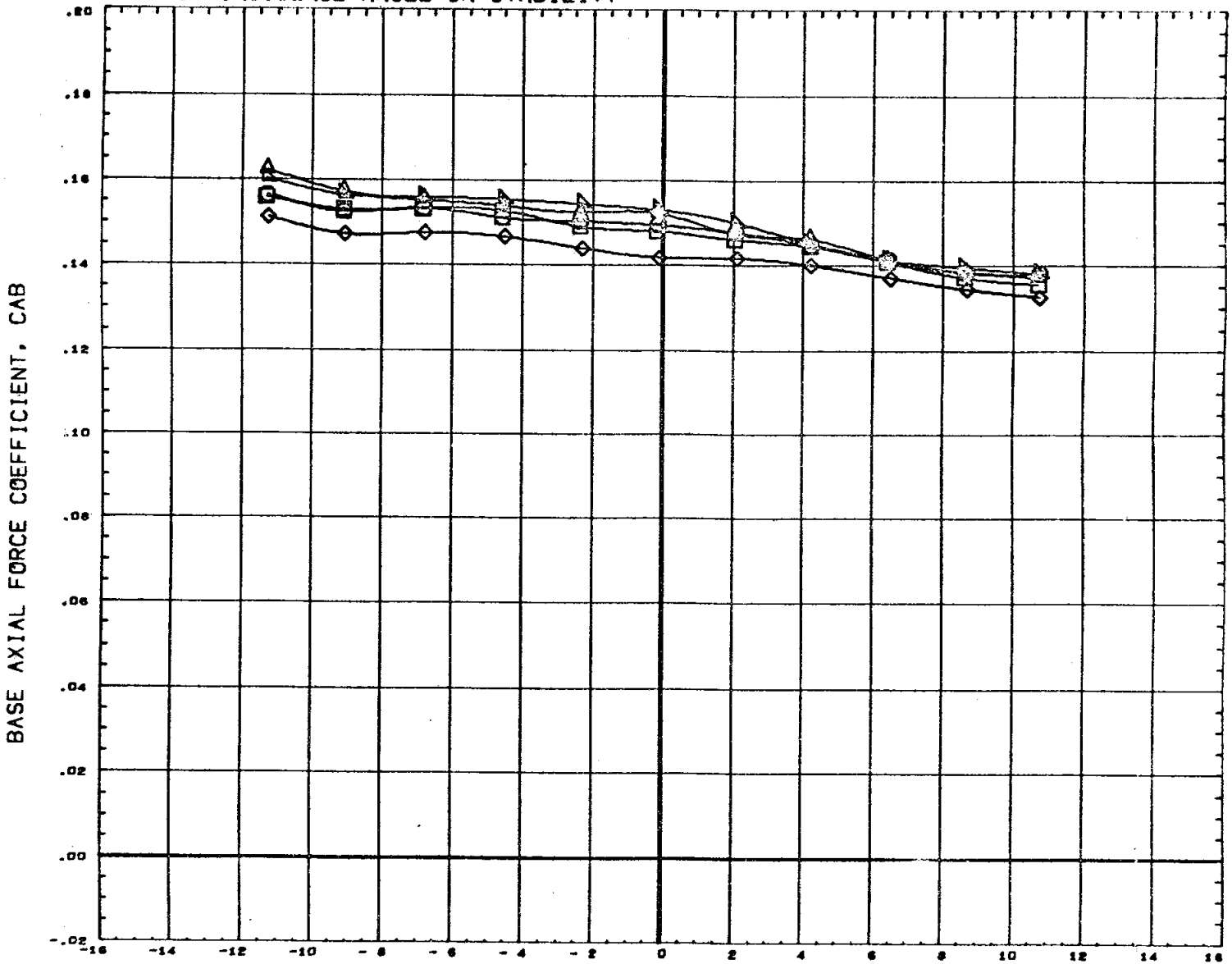
EFFECT OF INCIDENCE ANGLE ON STABILITY



DATA SET SYMBOL	CONFIGURATION DESCRIPTION	PHI	ORINC	RUDDER	AILRON	REFERENCE INFORMATION
(677014)	M556 (IA1) NAR ATP BL LV (01) (T1) (S1)	80.000	0.000	0.000	0.000	SREF 7.4190 sq. IN.
(677018)	M556 (IA1) NAR ATP BL LV (01) (T1) (S1)	80.000	-1.200	0.000	0.000	LREF 5.3120 IN.
(677023)	M556 (IA1) NAR ATP BL LV (01) (T1) (S1)	80.000	1.500	0.000	0.000	SREF 5.3120 IN.
(677016)	M556 (IA1) NAR ATP BL LV (02) (T1) (S1)	80.000	0.000	0.000	0.000	XMRP 4.6200 IN.
(677020)	M556 (IA1) NAR ATP BL LV (02) (T1) (S1)	80.000	-1.200	0.000	0.000	YMRP 0.0000 IN.
(677022)	DATA NOT AVAILABLE FOR ALL CONDITIONS	80.000	1.500	0.000	0.000	ZMRP 0.0000 IN. SCALE 0.0040

MACH 1.00

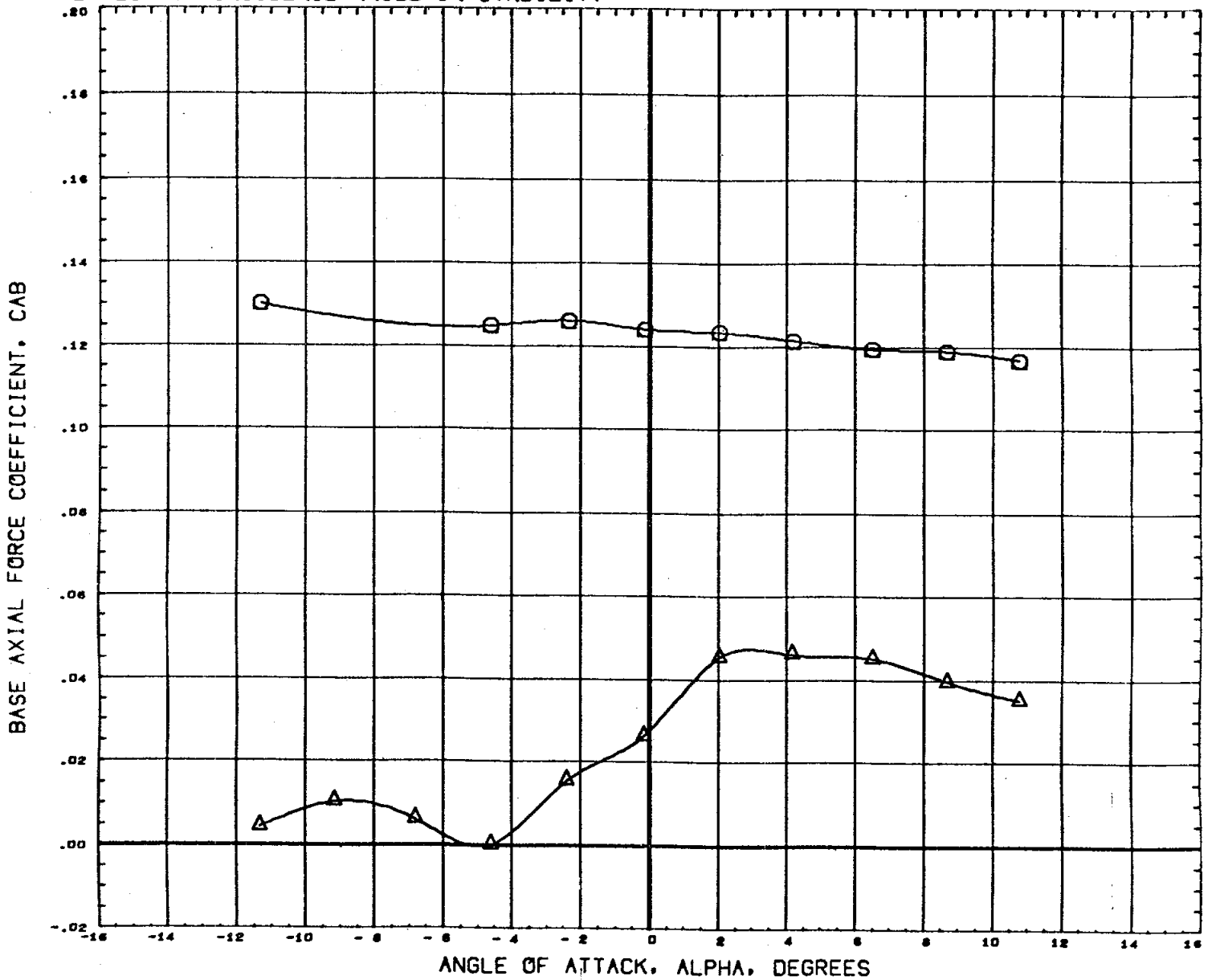
EFFECT OF INCIDENCE ANGLE ON STABILITY



DATA SET SYMBOL	CONFIGURATION DESCRIPTION	PHI	ORBINC	RUDDER	AILRON	REFERENCE INFORMATION
(677014)	M556 (IA1) NAR ATP BL LV (O1) (T1) (S1)	80.000	0.000	0.000	0.000	SREF 7.4190 sq. IN.
(677018)	M556 (IA1) NAR ATP BL LV (O1) (T1) (S1)	80.000	-1.200	0.000	0.000	LREF 5.3120 IN.
(677023)	M556 (IA1) NAR ATP BL LV (O1) (T1) (S1)	80.000	1.500	0.000	0.000	BREF 5.3120 IN.
(677016)	M556 (IA1) NAR ATP BL LV (O2) (T1) (S1)	80.000	0.000	0.000	0.000	XMRP 4.6200 IN.
(677020)	M556 (IA1) NAR ATP BL LV (O2) (T1) (S1)	80.000	-1.200	0.000	0.000	YMRP 0.0000 IN.
(677022)	M556 (IA1) NAR ATP BL LV (O2) (T1) (S1)	80.000	1.500	0.000	0.000	ZMRP 0.0000 IN.
	DATA NOT AVAILABLE FOR ALL CONDITIONS					SCALE 0.0040

MACH 1.20

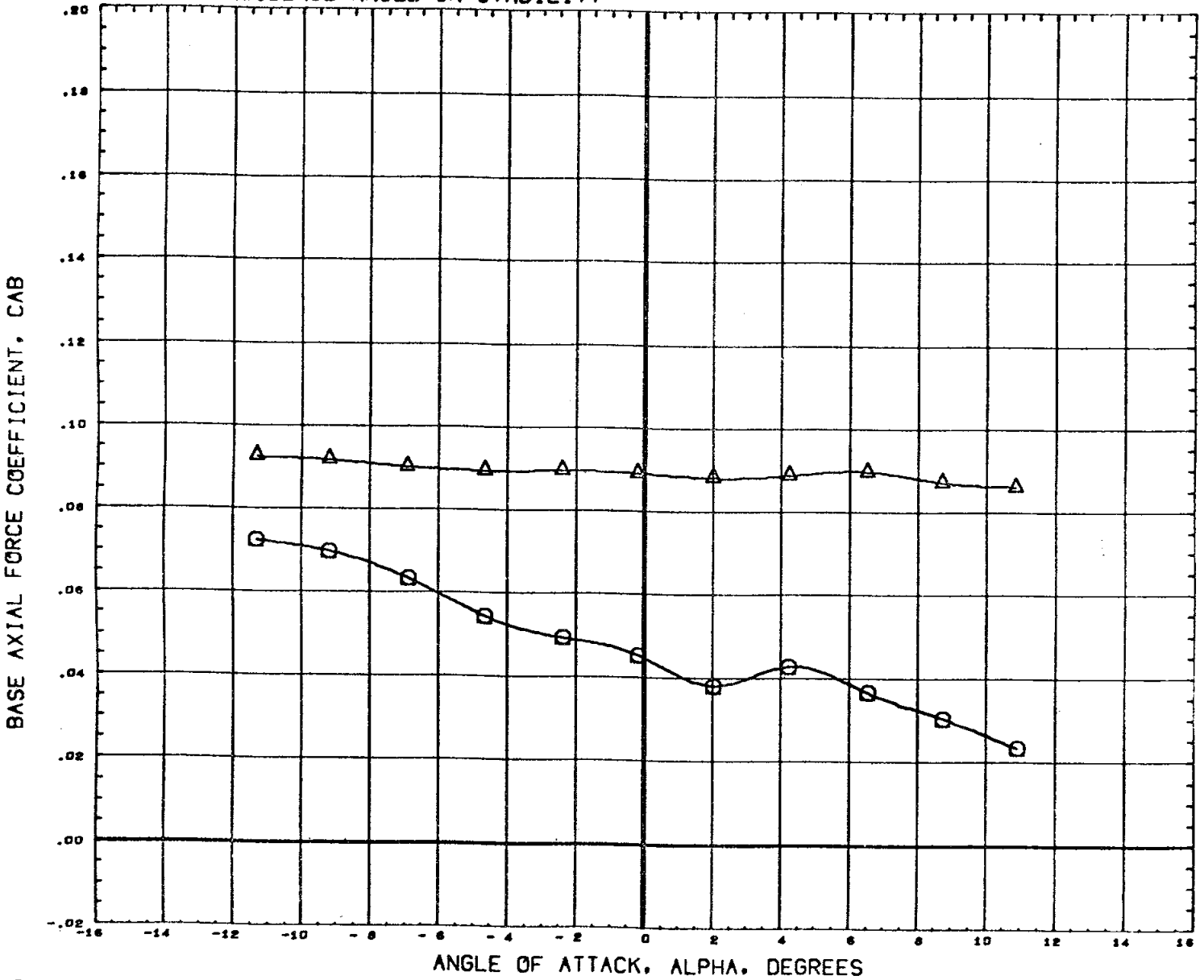
EFFECT OF INCIDENCE ANGLE ON STABILITY



DATA SET SYMBOL	CONFIGURATION DESCRIPTION	PHI	ORBINC	RUDDER	AILRON	REFERENCE INFORMATION
(G77014)	M556 (IA1) NAR ATP BL LV (O1) (T1) (S1)	80.000	0.000	0.000	0.000	SREF 7.4190 sq. in.
(G77018)	M556 (IA1) NAR ATP BL LV (O1) (T1) (S1)	80.000	-1.200	0.000	0.000	LREF 5.3120 IN.
(G77023)	DATA NOT AVAILABLE FOR ALL CONDITIONS	80.000	1.500	0.000	0.000	BREF 5.3120 IN.
(G77016)	DATA NOT AVAILABLE FOR ALL CONDITIONS	80.000	0.000	0.000	0.000	XMRP 4.8200 IN.
(G77020)	DATA NOT AVAILABLE FOR ALL CONDITIONS	80.000	-1.200	0.000	0.000	YMRP 0.0000 IN.
(G77022)	DATA NOT AVAILABLE FOR ALL CONDITIONS	80.000	1.500	0.000	0.000	ZMRP 0.0000 IN.
						SCALE 0.0040

MACH 1.46

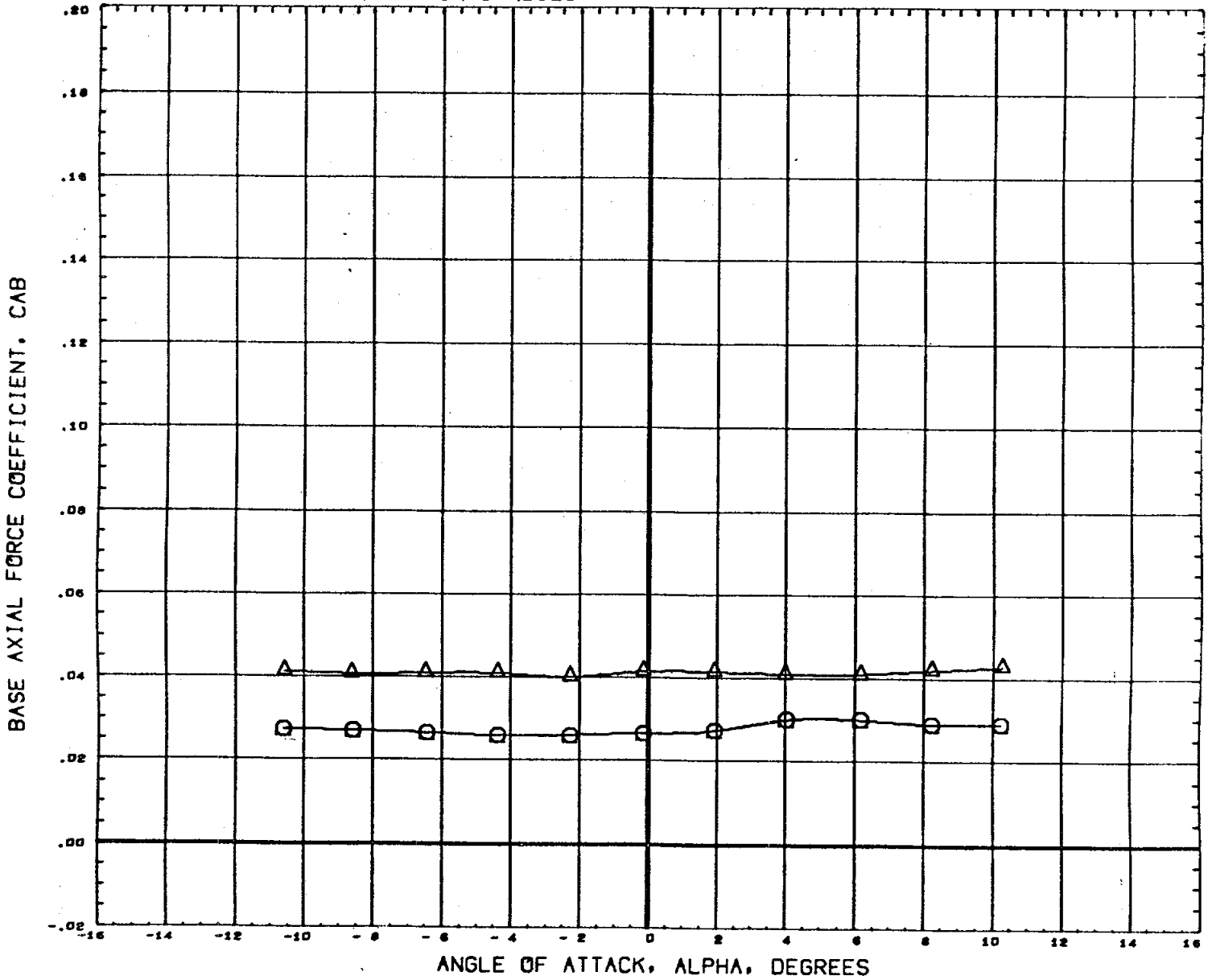
EFFECT OF INCIDENCE ANGLE ON STABILITY



DATA SET SYMBOL	CONFIGURATION DESCRIPTION	PHI	ORBINC	RUDDER	AILRON	REFERENCE INFORMATION
(677014)	M556 (IA1) NAR ATP BL LV (O1) (T1) (S1)	80.000	0.000	0.000	0.000	SREF 7.4190 39 IN.
(677018)	M556 (IA1) NAR ATP BL LV (O1) (T1) (S1)	80.000	-1.200	0.000	0.000	LREF 5.3120 IN.
(677025)	DATA NOT AVAILABLE FOR ALL CONDITIONS	80.000	1.500	0.000	0.000	BREF 5.3120 IN.
(677016)	DATA NOT AVAILABLE FOR ALL CONDITIONS	80.000	0.000	0.000	0.000	XMRP 4.8200 IN.
(677020)	DATA NOT AVAILABLE FOR ALL CONDITIONS	80.000	-1.200	0.000	0.000	YMRP 0.0000 IN.
(677022)	DATA NOT AVAILABLE FOR ALL CONDITIONS	80.000	1.500	0.000	0.000	ZMRP 0.0000 IN.
						SCALE 0.0040

MACH 1.96

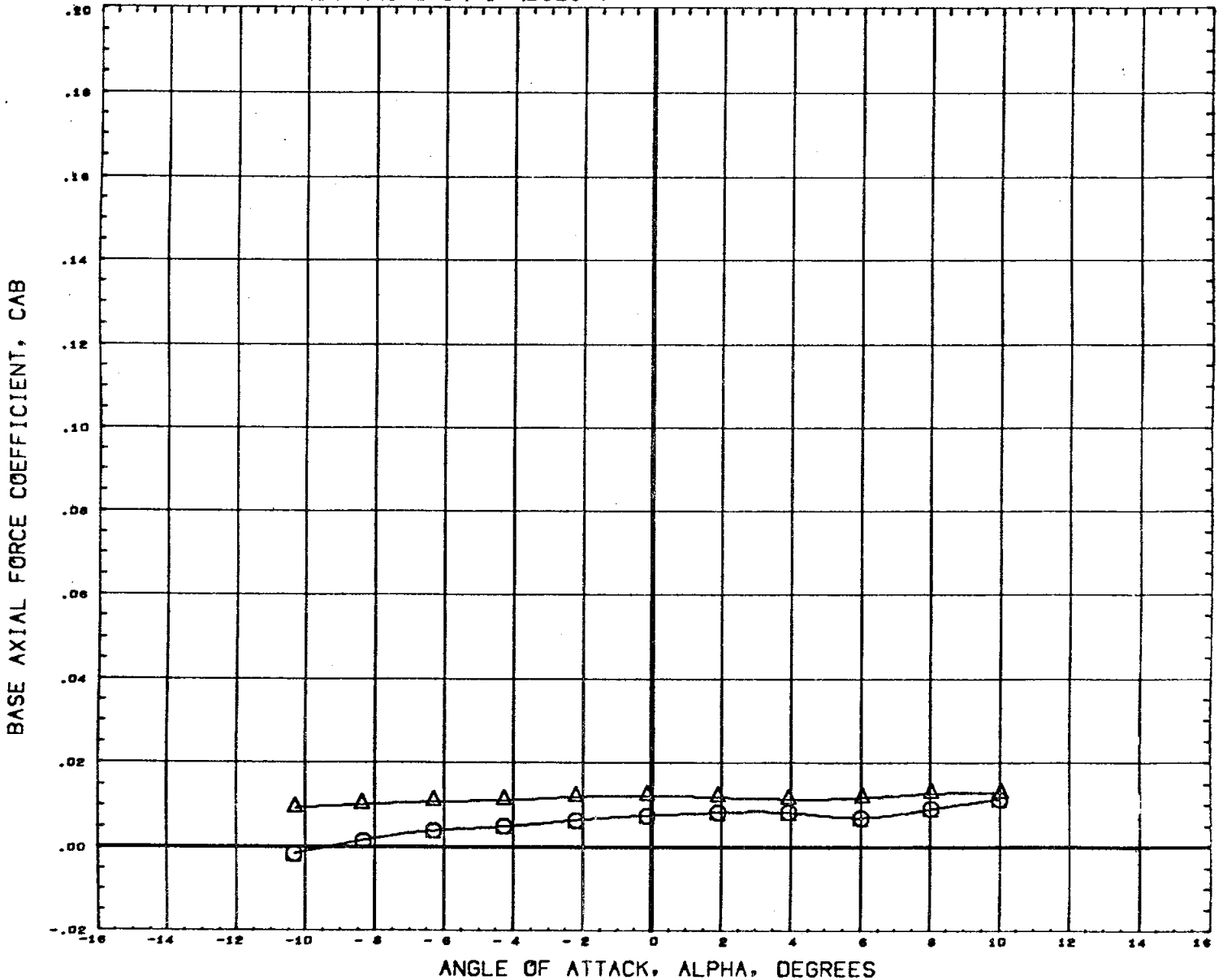
EFFECT OF INCIDENCE ANGLE ON STABILITY



DATA SET SYMBOL	CONFIGURATION DESCRIPTION	PHI	ORBINC	RUDDER	AILRON	REFERENCE INFORMATION
(677014)	M556(IA1) NAR ATP BL LV (O1) (T1) (S1)	80.000	0.000	0.000	0.000	SREF 7.4190 30.IN.
(677018)	M556(IA1) NAR ATP BL LV (O1) (T1) (S1)	80.000	-1.200	0.000	0.000	LREF 5.3120 IN.
(677023)	DATA NOT AVAILABLE FOR ALL CONDITIONS	80.000	1.500	0.000	0.000	BREF 5.3120 IN.
(677016)	DATA NOT AVAILABLE FOR ALL CONDITIONS	80.000	0.000	0.000	0.000	XMRP 4.8200 IN.
(677020)	DATA NOT AVAILABLE FOR ALL CONDITIONS	80.000	-1.200	0.000	0.000	YMRP 0.0000 IN.
(677022)	DATA NOT AVAILABLE FOR ALL CONDITIONS	80.000	1.500	0.000	0.000	ZMRP 0.0000 IN.
						SCALE 0.0040

MACH 2.99

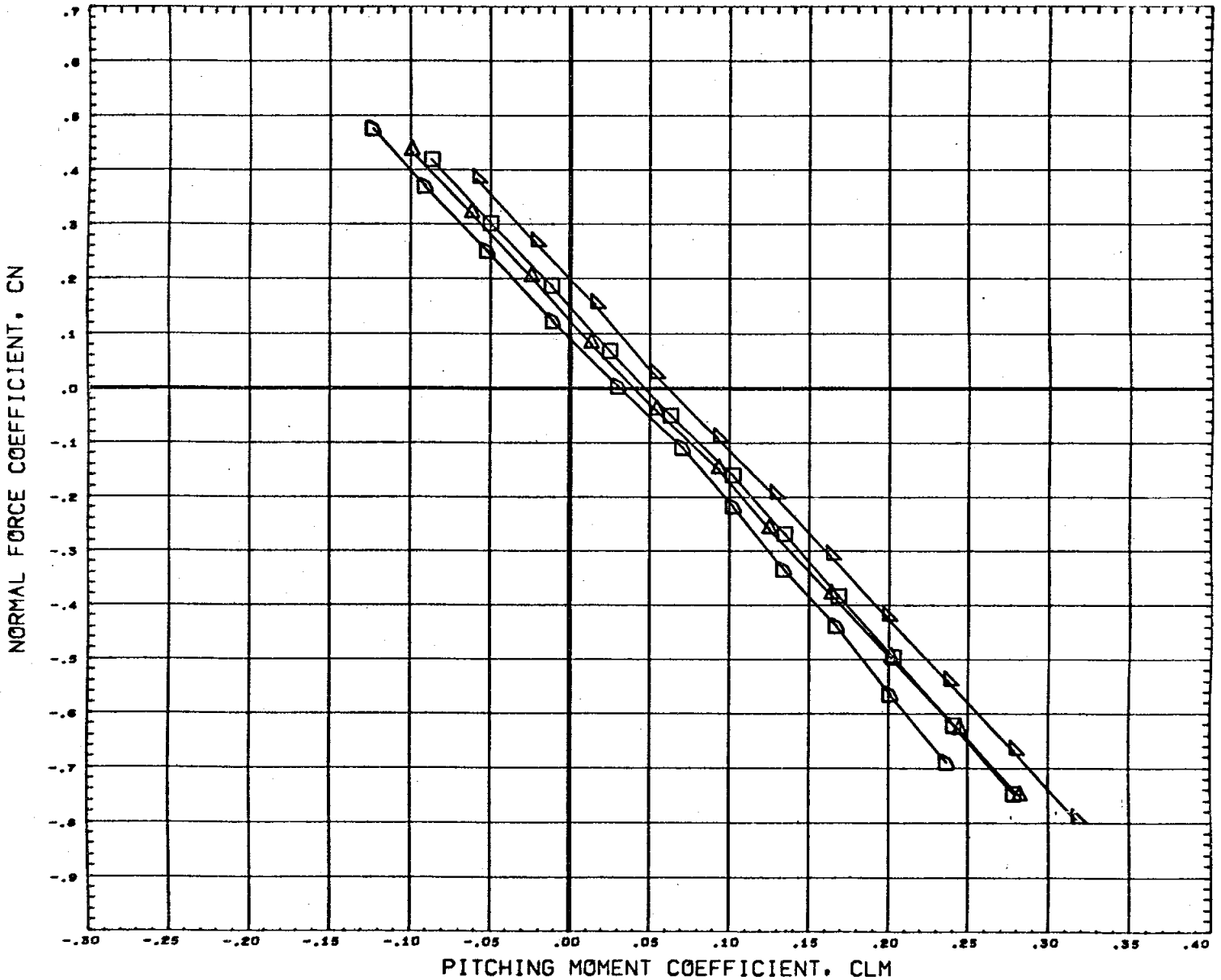
EFFECT OF INCIDENCE ANGLE ON STABILITY



DATA SET SYMBOL	CONFIGURATION DESCRIPTION	PHI	ORBINC	RUDDER	AILRON	REFERENCE INFORMATION
(677014)	M556 (IA1) NAR ATP BL LV (O1) (T1) (S1)	80.000	0.000	0.000	0.000	SREF 7.4190 SQ. IN.
(677018)	M556 (IA1) NAR ATP BL LV (O1) (T1) (S1)	80.000	-1.200	0.000	0.000	LREF 5.3120 IN.
(677025)	DATA NOT AVAILABLE FOR ALL CONDITIONS	80.000	1.500	0.000	0.000	BREF 5.3120 IN.
(677016)	DATA NOT AVAILABLE FOR ALL CONDITIONS	80.000	0.000	0.000	0.000	XMRP 4.8200 IN.
(677020)	DATA NOT AVAILABLE FOR ALL CONDITIONS	80.000	-1.200	0.000	0.000	YMRP 0.0000 IN.
(677022)	DATA NOT AVAILABLE FOR ALL CONDITIONS	80.000	1.500	0.000	0.000	ZMRP 0.0000 IN.
						SCALE 0.0040

MACH 4.96

EFFECT OF INCIDENCE ANGLE ON STABILITY

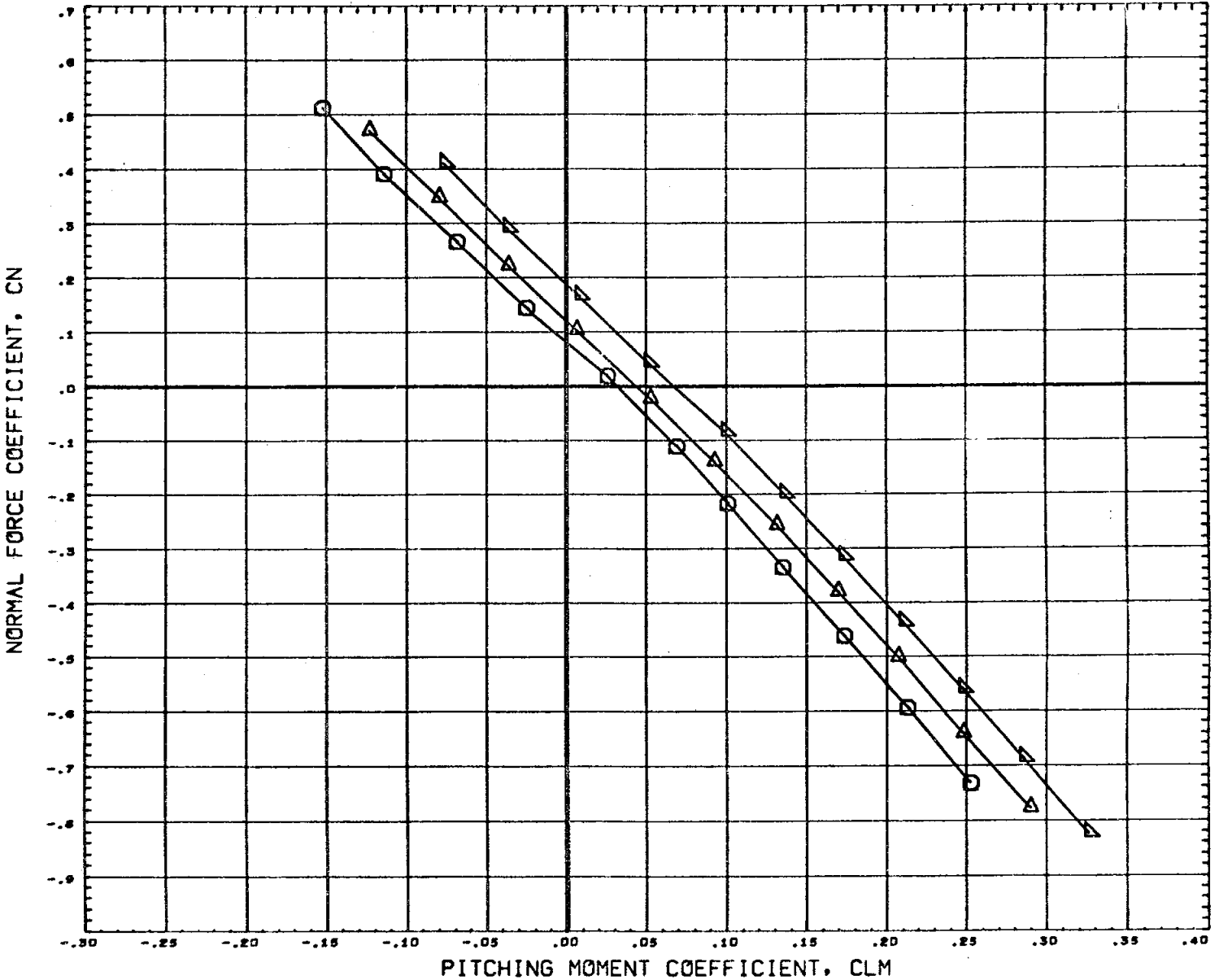


DATA SET SYMBOL	CONFIGURATION DESCRIPTION	PHI	ORBINC	RUDDER	AILRON	REFERENCE INFORMATION
(G77014)	DATA NOT AVAILABLE FOR ALL CONDITIONS	80.000	0.000	0.000	0.000	SREF 7.4190 sq. IN.
(G77010)	M556 (IA1) NAR ATP BL LV (O1) (T1) (S1)	80.000	-1.200	0.000	0.000	LREF 5.3120 IN.
(G77023)	DATA NOT AVAILABLE FOR ALL CONDITIONS	80.000	1.500	0.000	0.000	BREF 5.3120 IN.
(G77016)	M556 (IA1) NAR ATP BL LV (O2) (T1) (S1)	80.000	0.000	0.000	0.000	XHRP 4.8200 IN.
(G77020)	M556 (IA1) NAR ATP BL LV (O2) (T1) (S1)	80.000	-1.200	0.000	0.000	YHRP 0.0000 IN.
(G77022)	M556 (IA1) NAR ATP BL LV (O2) (T1) (S1)	80.000	1.500	0.000	0.000	ZHRP 0.0000 IN. SCALE 0.0040

MACH .60

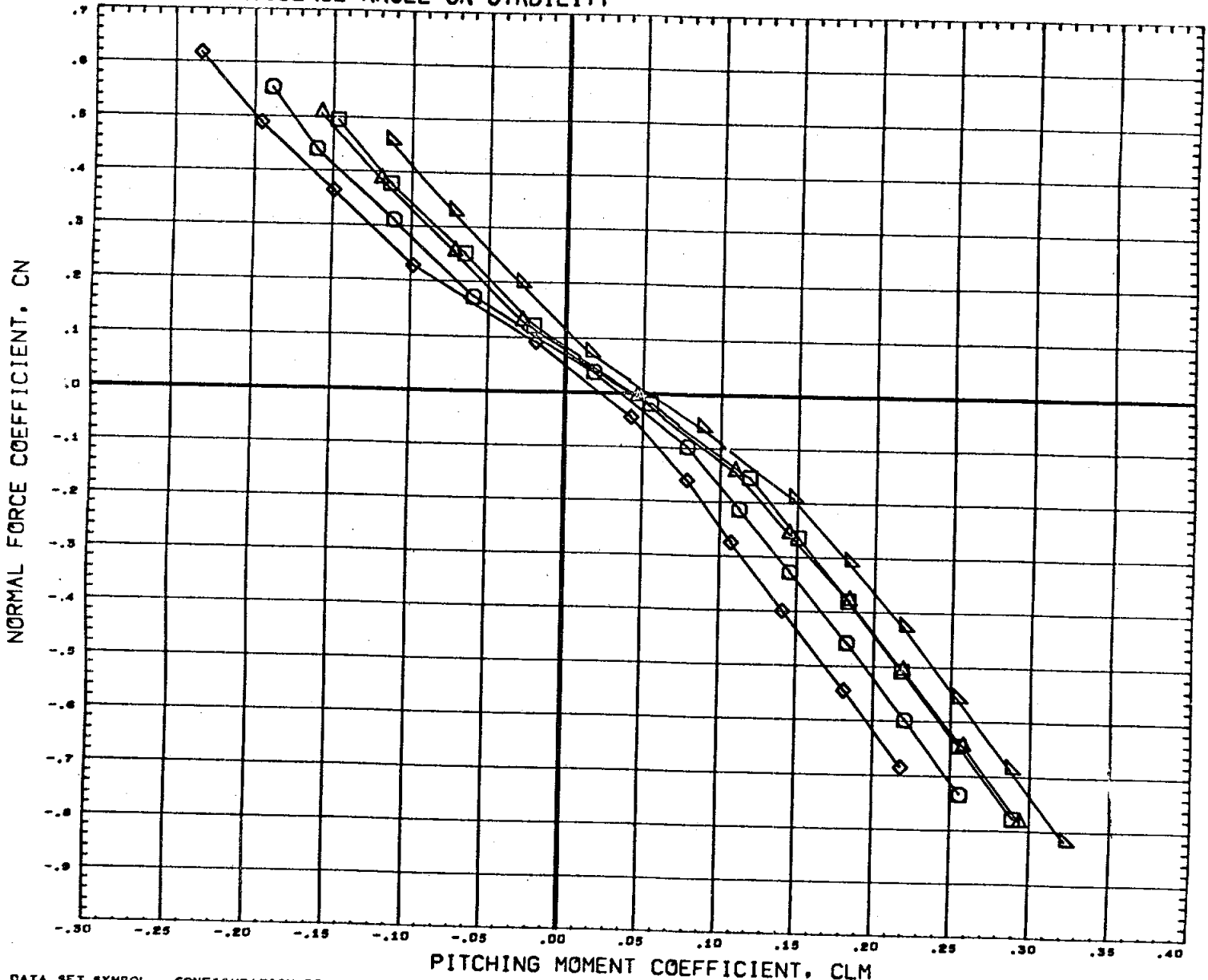
PAGE 243

EFFECT OF INCIDENCE ANGLE ON STABILITY



DATA SET SYMBOL	CONFIGURATION DESCRIPTION	PHI	ORBINC	RUDDER	AILRON	REFERENCE INFORMATION
(G77014)	M556 (IA1) NAR ATP BL LV (O1) (T1) (S1)	80.000	0.000	0.000	0.000	SREF 7.4190 SQ. IN.
(G77018)	M556 (IA1) NAR ATP BL LV (O1) (T1) (S1)	80.000	-1.200	0.000	0.000	LREF 5.3120 IN.
(G77023)	DATA NOT AVAILABLE FOR ALL CONDITIONS	80.000	1.500	0.000	0.000	BREF 5.3120 IN.
(G77016)	DATA NOT AVAILABLE FOR ALL CONDITIONS	80.000	0.000	0.000	0.000	XMRP 4.8200 IN.
(G77020)	M556 (IA1) NAR ATP BL LV (O2) (T1) (S1)	80.000	-1.200	0.000	0.000	YMRP 0.0000 IN.
(G77022)	DATA NOT AVAILABLE FOR ALL CONDITIONS	80.000	1.500	0.000	0.000	ZMRP 0.0000 IN.
						SCALE 0.0040'

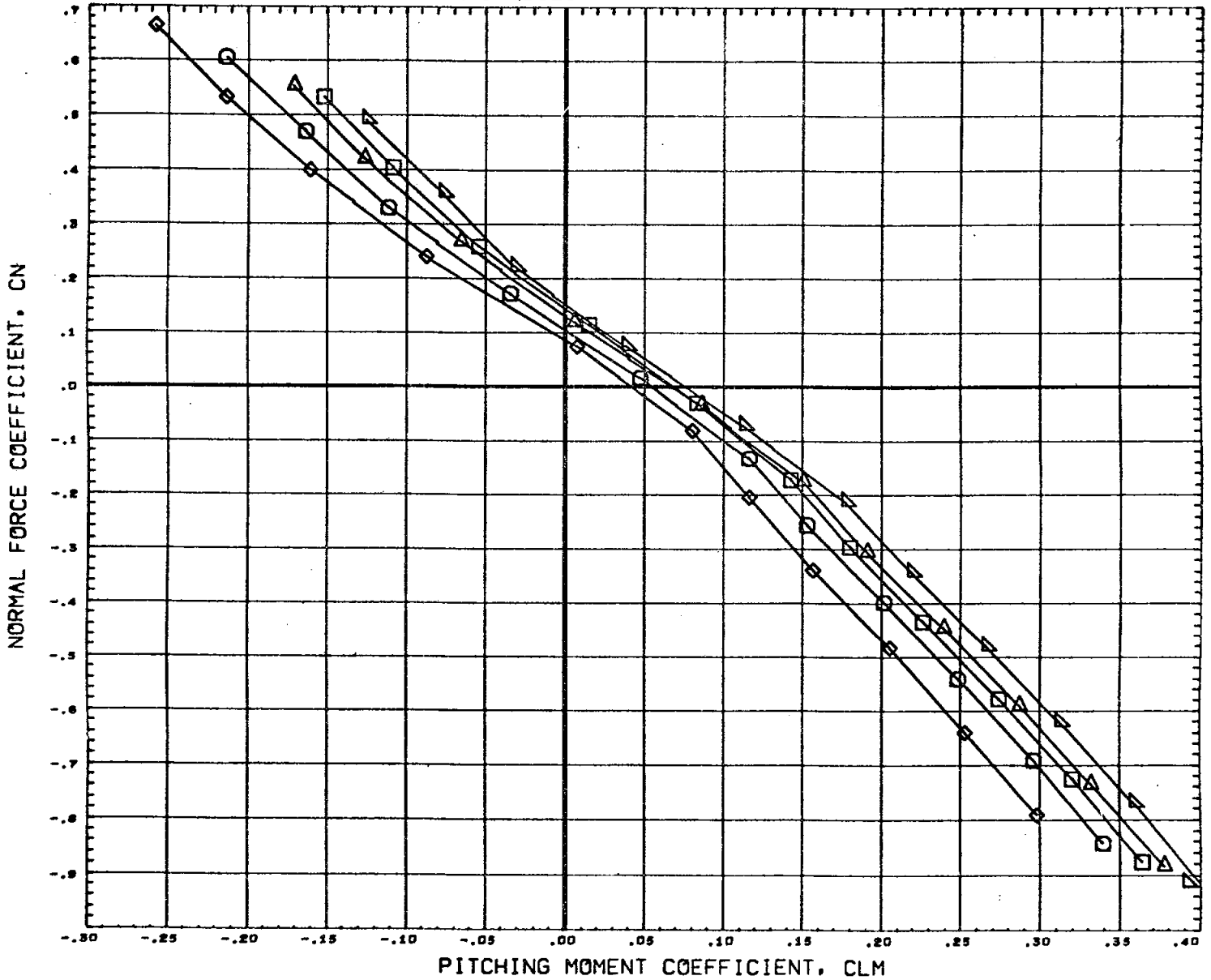
EFFECT OF INCIDENCE ANGLE ON STABILITY



DATA SET SYMBOL	CONFIGURATION DESCRIPTION	PHI	ORBINC	RUDDER	AILRON	REFERENCE INFORMATION
(677014)	M556 (IA1) NAR ATP BL LV (O1) (T1) (S1)	80.000	0.000	0.000	0.000	SREF 7.4190 SQ. IN.
(677018)	M556 (IA1) NAR ATP BL LV (O1) (T1) (S1)	80.000	-1.200	0.000	0.000	LREF 5.3120 IN.
(677023)	M556 (IA1) NAR ATP BL LV (O1) (T1) (S1)	80.000	1.500	0.000	0.000	BREF 5.3120 IN.
(677016)	M556 (IA1) NAR ATP BL LV (O2) (T1) (S1)	80.000	0.000	0.000	0.000	XHRP 4.6200 IN.
(677020)	M556 (IA1) NAR ATP BL LV (O2) (T1) (S1)	80.000	-1.200	0.000	0.000	YHRP 0.0000 IN.
(677022)	M556 (IA1) NAR ATP BL LV (O2) (T1) (S1)	80.000	1.500	0.000	0.000	ZHRP 0.0000 IN.
	DATA NOT AVAILABLE FOR ALL CONDITIONS					SCALE 0.0040

MACH .90

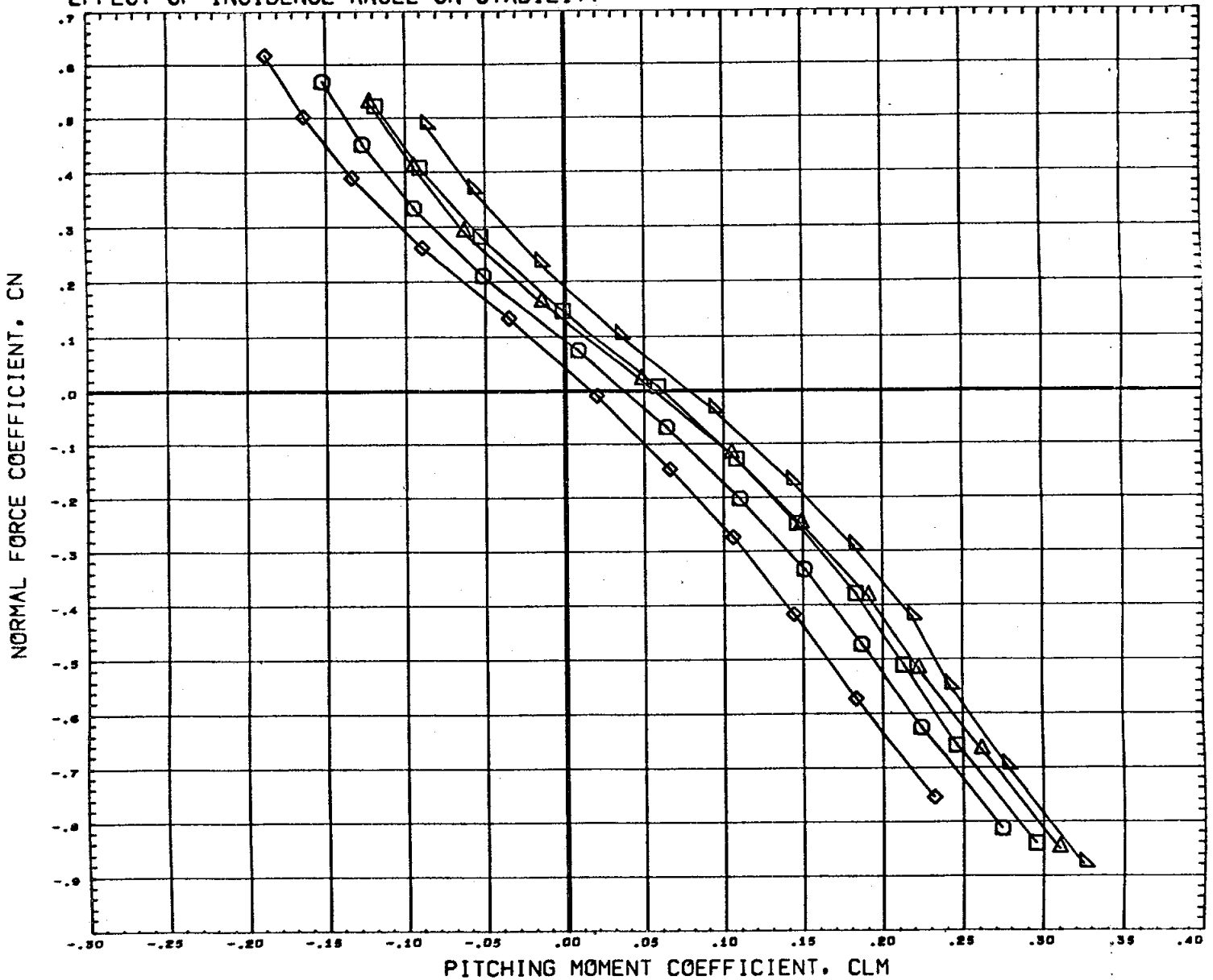
EFFECT OF INCIDENCE ANGLE ON STABILITY



DATA SET SYMBOL	CONFIGURATION DESCRIPTION	PHI	ORBINC	RUDDER	AILRON	REFERENCE INFORMATION
(677014)	M556 (IA1) NAR ATP BL LV (O1) (T1) (S1)	80.000	0.000	0.000	0.000	SREF 7.4190 90. IN.
(677018)	M556 (IA1) NAR ATP BL LV (O1) (T1) (S1)	80.000	-1.200	0.000	0.000	LREF 5.3120 IN.
(677023)	M556 (IA1) NAR ATP BL LV (O1) (T1) (S1)	80.000	1.900	0.000	0.000	SREF 5.3120 IN.
(677016)	M556 (IA1) NAR ATP BL LV (O2) (T1) (S1)	80.000	0.000	0.000	0.000	XHRP 4.6200 IN.
(677020)	M556 (IA1) NAR ATP BL LV (O2) (T1) (S1)	80.000	-1.200	0.000	0.000	YHRP 0.0000 IN.
(677022)	DATA NOT AVAILABLE FOR ALL CONDITIONS	80.000	1.900	0.000	0.000	ZHRP 0.0000 IN. SCALE 0.0040

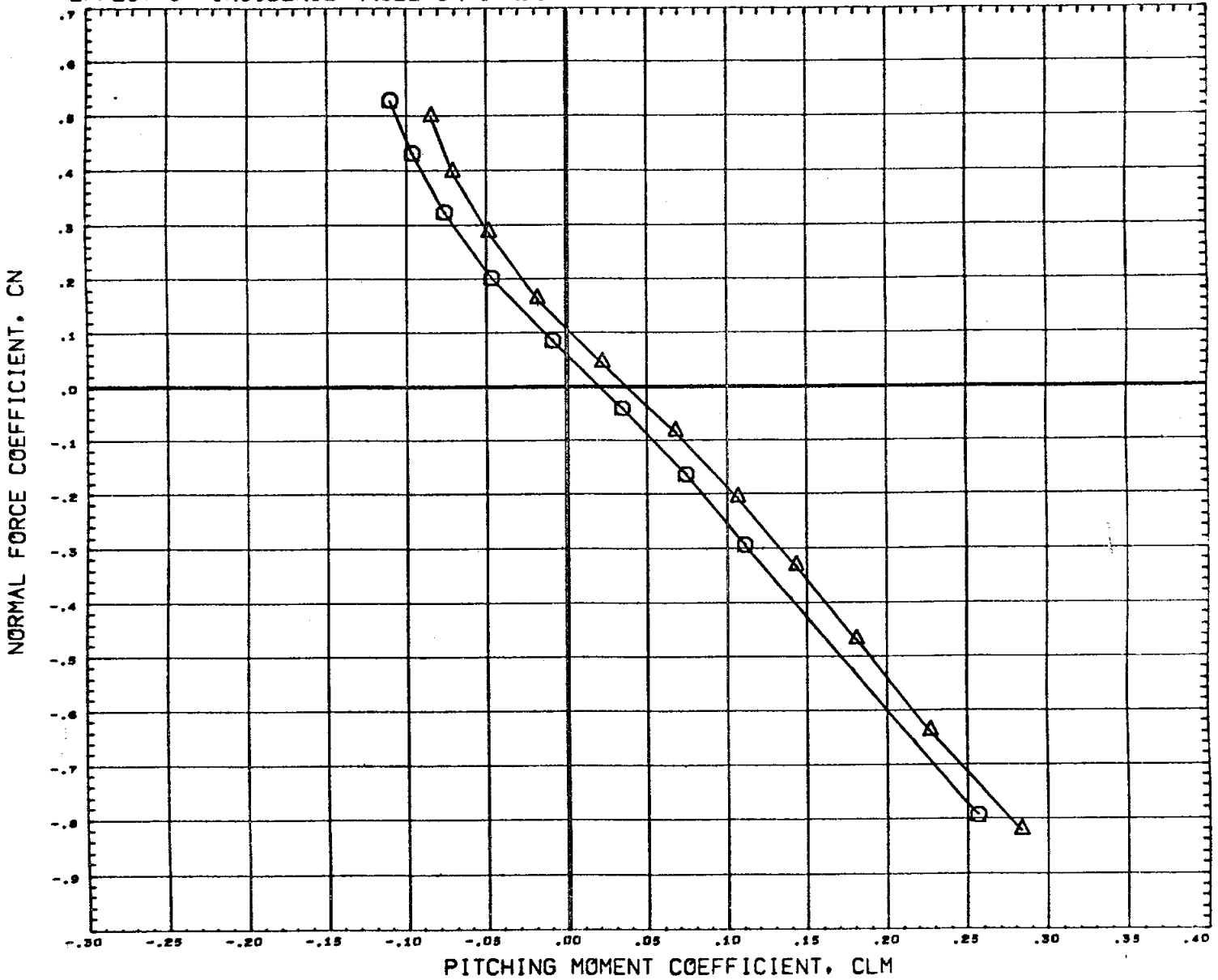
MACH 1.00

EFFECT OF INCIDENCE ANGLE ON STABILITY



DATA SET SYMBOL	CONFIGURATION DESCRIPTION	PHI	ORBINC	RUDDER	AILRON	REFERENCE INFORMATION
(677014)	M556 (IA1) NAR ATP BL LV (O1) (T1) (S1)	80.000	0.000	0.000	0.000	SREF 7.4190 30. IN.
(677016)	M556 (IA1) NAR ATP BL LV (O1) (T1) (S1)	80.000	-1.200	0.000	0.000	LREF 5.3120 IN.
(677023)	M556 (IA1) NAR ATP BL LV (O1) (T1) (S1)	80.000	1.500	0.000	0.000	BREF 5.3120 IN.
(677018)	M556 (IA1) NAR ATP BL LV (O2) (T1) (S1)	80.000	0.000	0.000	0.000	XMRP 4.8200 IN.
(677020)	M556 (IA1) NAR ATP BL LV (O2) (T1) (S1)	80.000	-1.200	0.000	0.000	ZMRP 0.0000 IN.
(677022)	DATA NOT AVAILABLE FOR ALL CONDITIONS	80.000	1.500	0.000	0.000	ZMRP 0.0000 IN. SCALE 0.0040

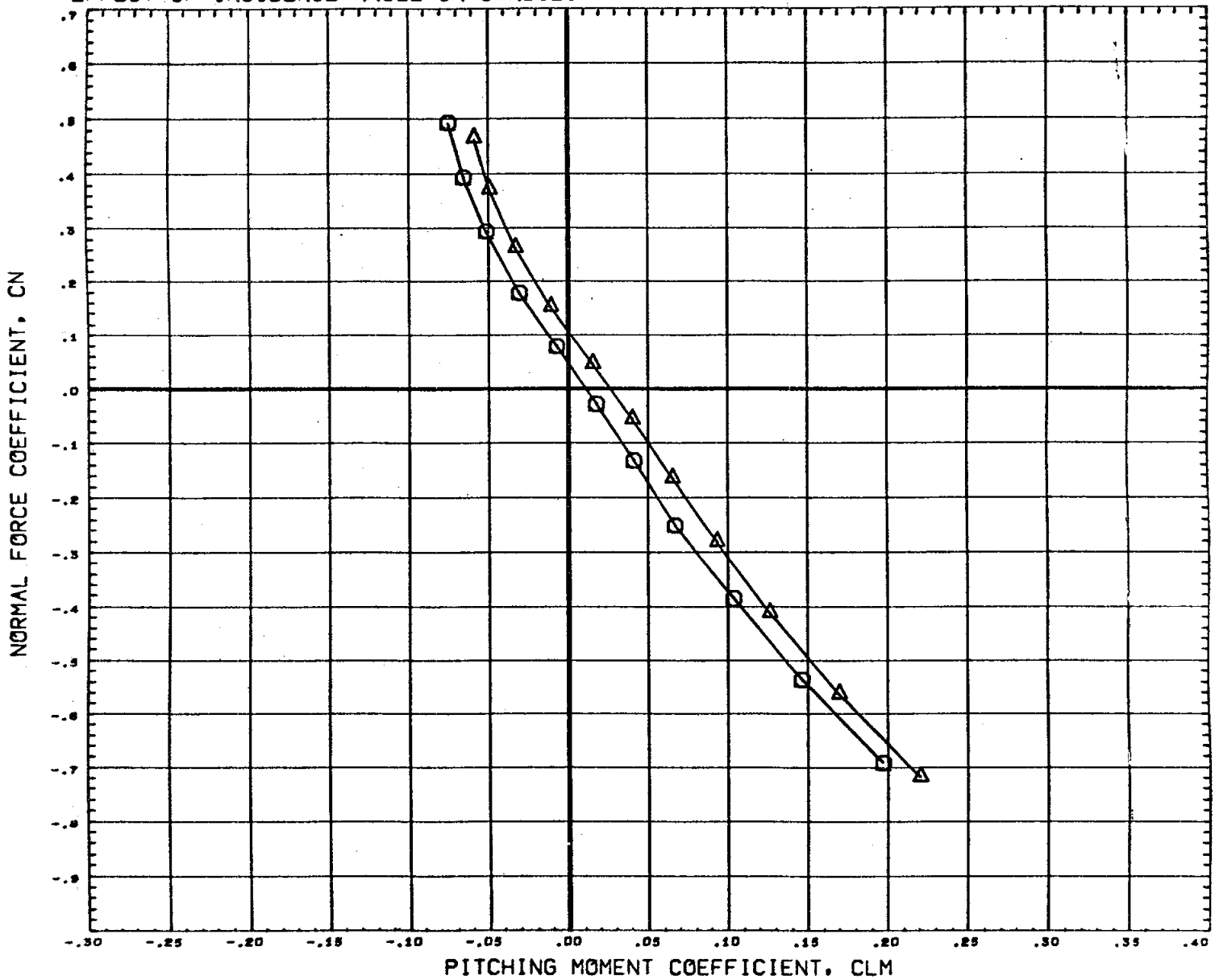
EFFECT OF INCIDENCE ANGLE ON STABILITY



DATA SET SYMBOL	CONFIGURATION DESCRIPTION	PHI	ORBINC	RUDDER	AILRON	REFERENCE INFORMATION
(677014)	M556 (IA1) NAR ATP BL LV (O1) (T1) (S1)	80.000	0.000	0.000	0.000	SREF 7.4190 30. IN.
(677018)	M556 (IA1) NAR ATP BL LV (O1) (T1) (S1)	80.000	-1.200	0.000	0.000	LREF 5.3120 IN.
(677023)	DATA NOT AVAILABLE FOR ALL CONDITIONS	80.000	1.500	0.000	0.000	BREF 5.3120 IN.
(677016)	DATA NOT AVAILABLE FOR ALL CONDITIONS	80.000	0.000	0.000	0.000	XMRP 4.8200 IN.
(677020)	DATA NOT AVAILABLE FOR ALL CONDITIONS	80.000	-1.200	0.000	0.000	YMRP 0.0000 IN.
(677022)	DATA NOT AVAILABLE FOR ALL CONDITIONS	80.000	1.500	0.000	0.000	ZMRP 0.0000 IN.
						SCALE 0.0040

MACH 1.46

EFFECT OF INCIDENCE ANGLE ON STABILITY

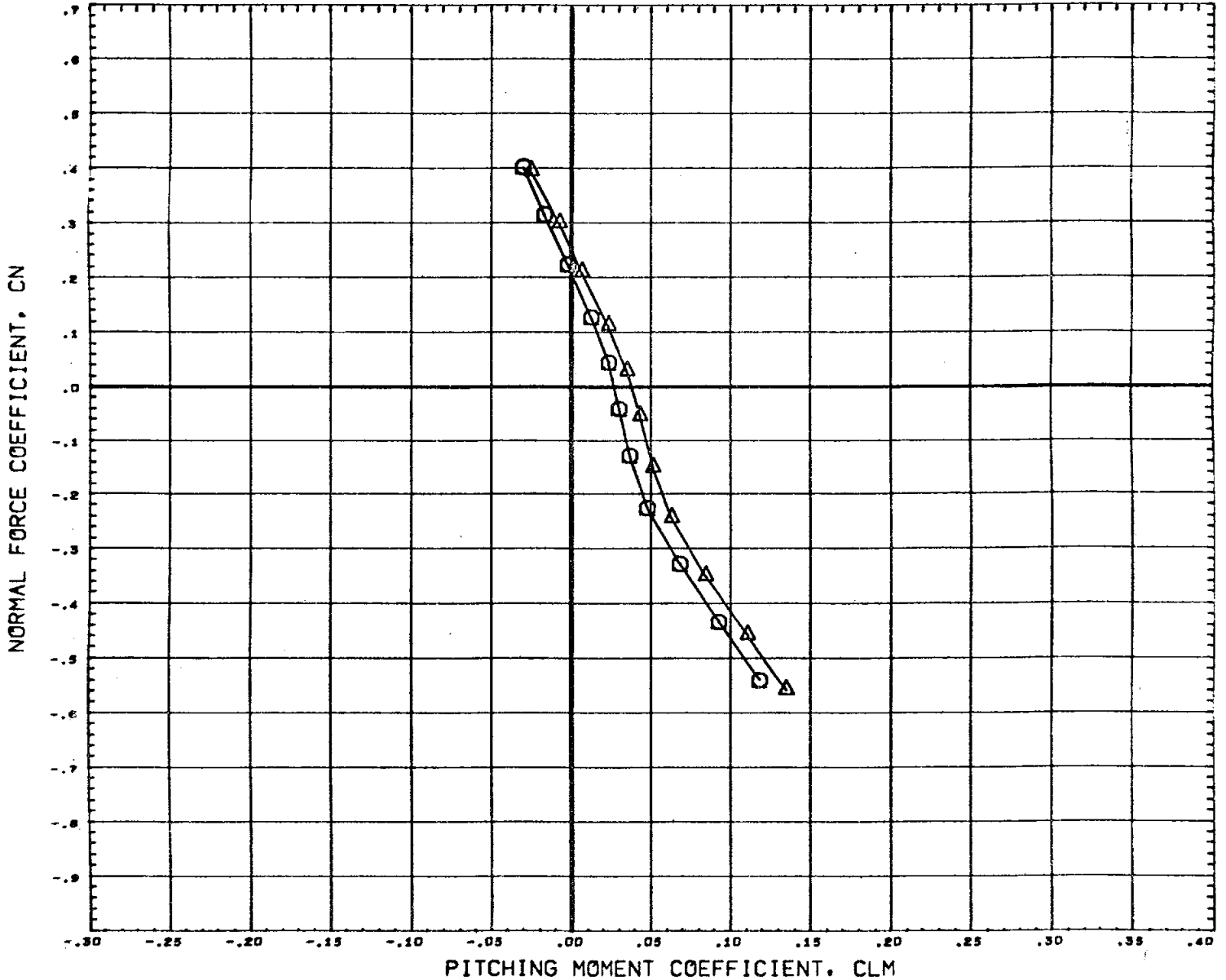


DATA SET SYMBOL	CONFIGURATION DESCRIPTION	PHI	ORBINC	RUDDER	AILRON	REFERENCE INFORMATION
(677014)	M556 (IAS) NAR ATP BL LV (O1) (T1) (S1)	80.000	0.000	0.000	0.000	SREF 7.4190 52 IN.
(677018)	M556 (IAS) NAR ATP BL LV (O1) (T1) (S1)	80.000	-1.200	0.000	0.000	LREF 5.3120 IN.
(677023)	DATA NOT AVAILABLE FOR ALL CONDITIONS	80.000	1.500	0.000	0.000	BREF 5.3120 IN.
(677016)	DATA NOT AVAILABLE FOR ALL CONDITIONS	80.000	0.000	0.000	0.000	XMRP 4.8200 IN.
(677020)	DATA NOT AVAILABLE FOR ALL CONDITIONS	80.000	-1.200	0.000	0.000	YMRP 0.0000 IN.
(677022)	DATA NOT AVAILABLE FOR ALL CONDITIONS	80.000	1.500	0.000	0.000	ZMRP 0.0000 IN. SCALE 0.0040

MACH 1.96

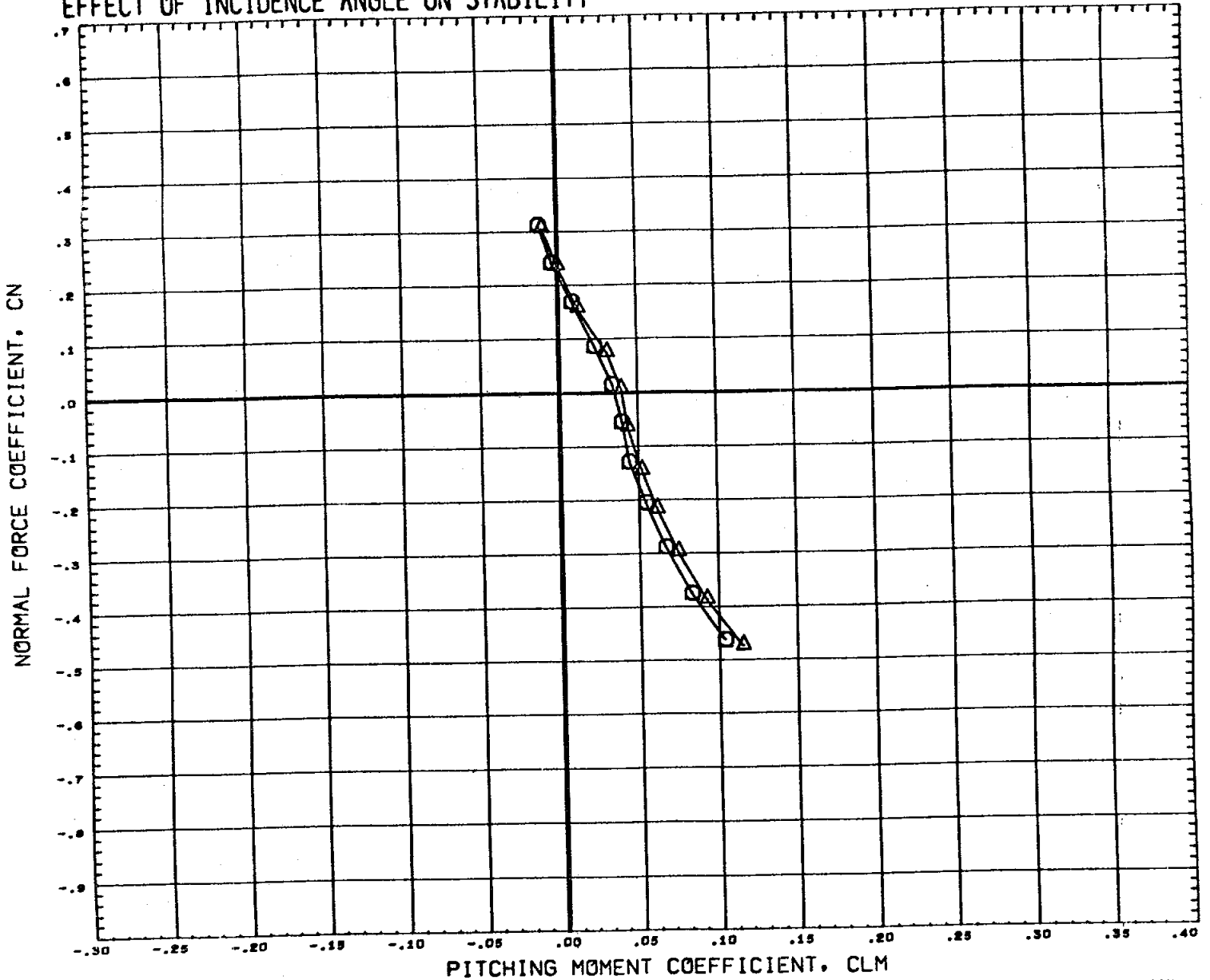
PAGE 249

EFFECT OF INCIDENCE ANGLE ON STABILITY



DATA SET SYMBOL	CONFIGURATION DESCRIPTION	PHI	ORBINC	RUDDER	AILRON	REFERENCE INFORMATION
(677014)	H556 (IA1) NAR ATP BL LV (O1) (T1) (S1)	80.000	0.000	0.000	0.000	SREF 7.4190 39. IN.
(677016)	H556 (IA1) NAR ATP BL LV (O1) (T1) (S1)	80.000	-1.200	0.000	0.000	LREF 5.3120 IN.
(677025)	DATA NOT AVAILABLE FOR ALL CONDITIONS	80.000	1.500	0.000	0.000	BREF 5.3120 IN.
(677016)	DATA NOT AVAILABLE FOR ALL CONDITIONS	80.000	0.000	0.000	0.000	XMRP 4.8200 IN.
(677020)	DATA NOT AVAILABLE FOR ALL CONDITIONS	80.000	-1.200	0.000	0.000	YMRP 0.0000 IN.
(677022)	DATA NOT AVAILABLE FOR ALL CONDITIONS	80.000	1.500	0.000	0.000	ZMRP 0.0000 IN.
						SCALE 0.0040

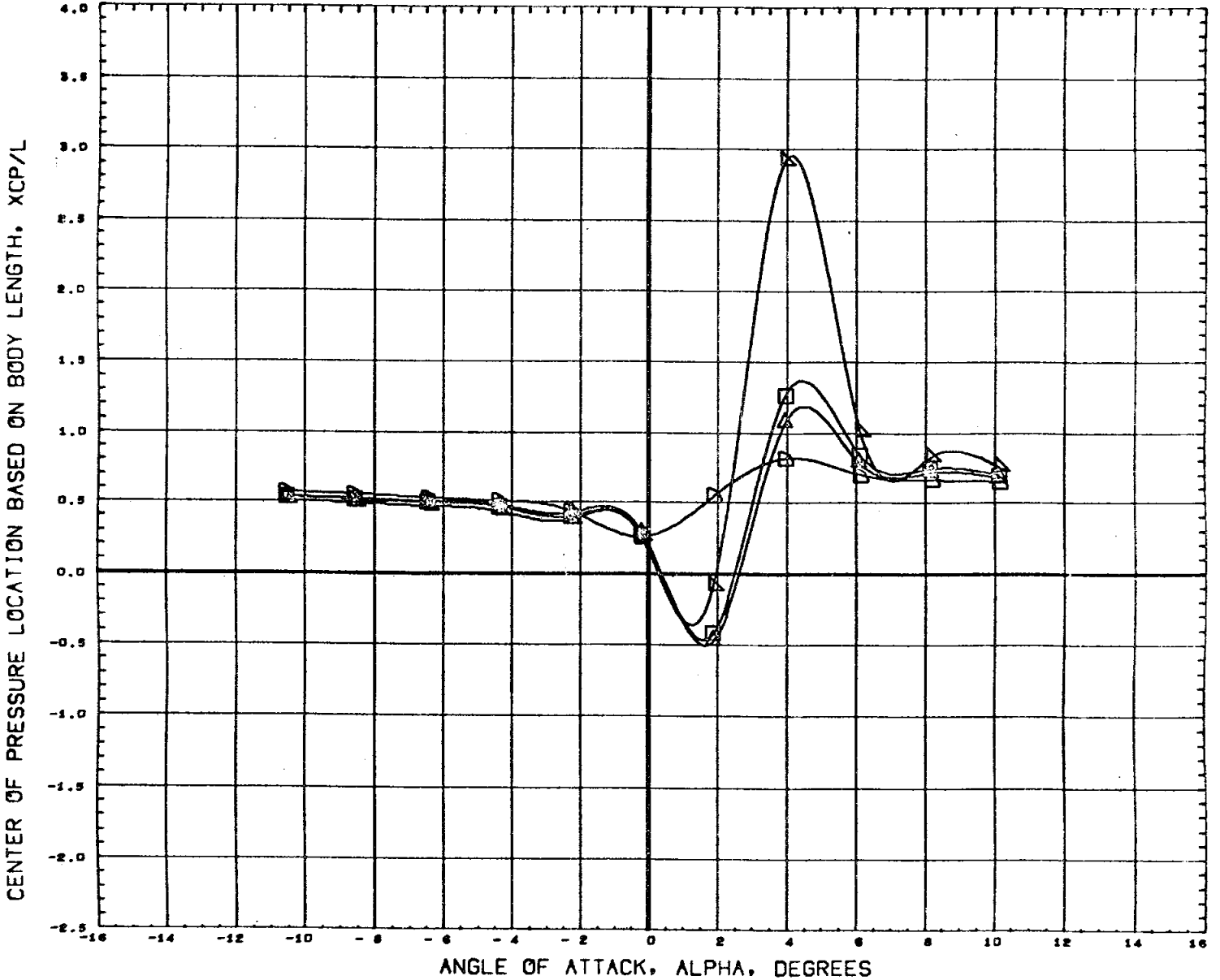
EFFECT OF INCIDENCE ANGLE ON STABILITY



DATA SET SYMBOL	CONFIGURATION DESCRIPTION	PHI	ORBINC	RUDDER	AILRON	REFERENCE INFORMATION
(677014)	M556 (IA1) NAR ATP BL LV (O1) (T1) (S1)	80.000	0.000	0.000	0.000	SREF 7.4190 SQ. IN.
(677018)	M556 (IA1) NAR ATP BL LV (O1) (T1) (S1)	80.000	-1.200	0.000	0.000	LREF 5.3120 IN.
(677023)	DATA NOT AVAILABLE FOR ALL CONDITIONS	80.000	1.500	0.000	0.000	BREF 5.3120 IN.
(677016)	DATA NOT AVAILABLE FOR ALL CONDITIONS	80.000	0.000	0.000	0.000	XHRP 4.8200 IN.
(677020)	DATA NOT AVAILABLE FOR ALL CONDITIONS	80.000	-1.200	0.000	0.000	YHRP 0.0000 IN.
(677022)	DATA NOT AVAILABLE FOR ALL CONDITIONS	80.000	1.500	0.000	0.000	ZHRP 0.0000 IN.
						SCALE 0.0040

MACH 4.96

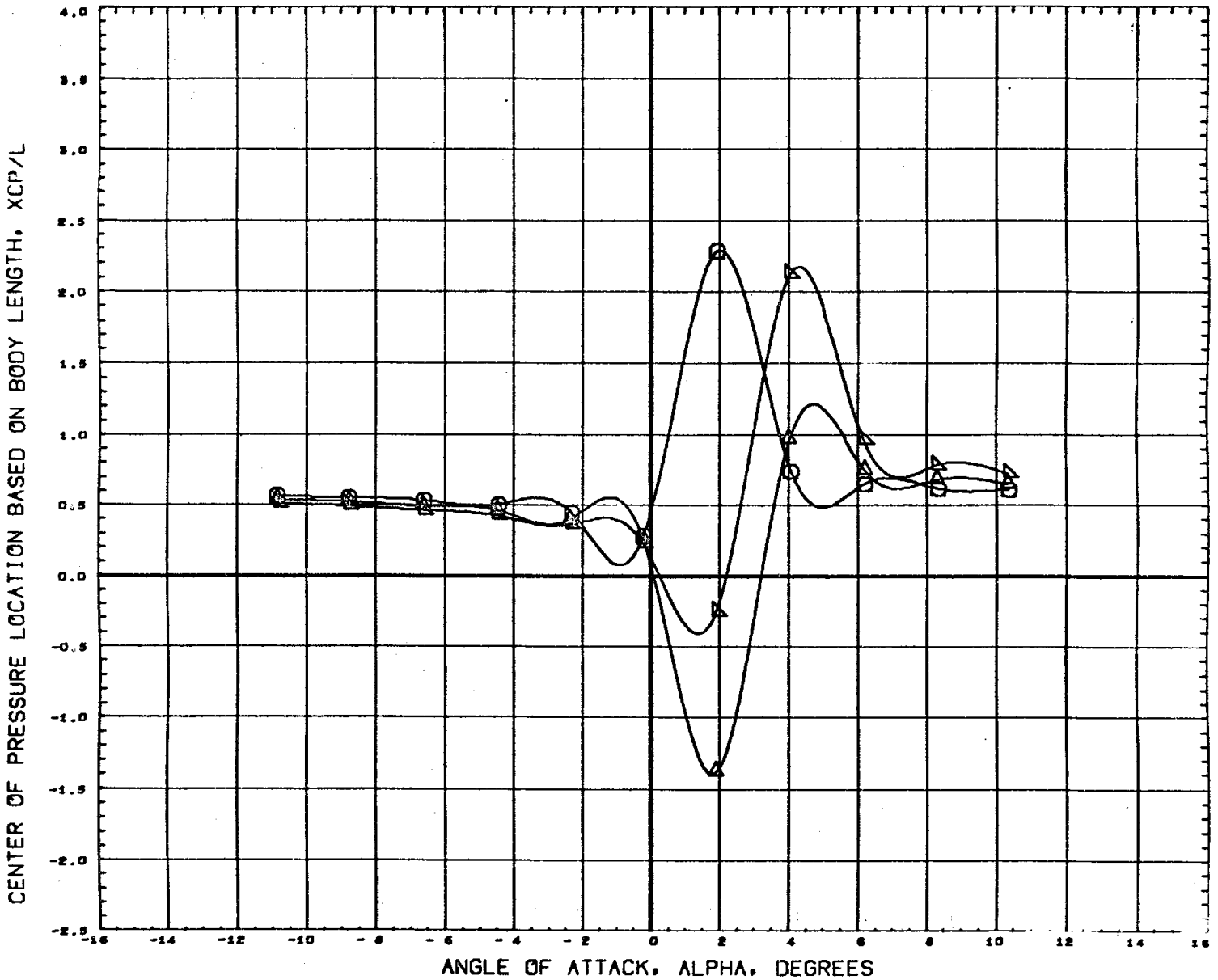
EFFECT OF INCIDENCE ANGLE ON STABILITY



DATA SET SYMBOL	CONFIGURATION DESCRIPTION	PHI	ORBINC	RUDDER	AILRON	REFERENCE INFORMATION
(G77014)	DATA NOT AVAILABLE FOR ALL CONDITIONS	80.000	0.000	0.000	0.000	SREF 7.4190 39. IN.
(G77018)	M556 (IA1) NAR ATP BL LV (O1) (T1) (S1)	80.000	-1.200	0.000	0.000	LREF 5.3120 IN.
(G77023)	DATA NOT AVAILABLE FOR ALL CONDITIONS	80.000	1.300	0.000	0.000	BREF 5.3120 IN.
(G77016)	M556 (IA1) NAR ATP BL LV (O2) (T1) (S1)	80.000	0.000	0.000	0.000	XMRP 4.8200 IN.
(G77020)	M556 (IA1) NAR ATP BL LV (O2) (T1) (S1)	80.000	-1.200	0.000	0.000	YMRP 0.0000 IN.
(G77022)	M556 (IA1) NAR ATP BL LV (O2) (T1) (S1)	80.000	1.300	0.000	0.000	ZMRP 0.0000 IN.
						SCALE 0.0040

MACH .60

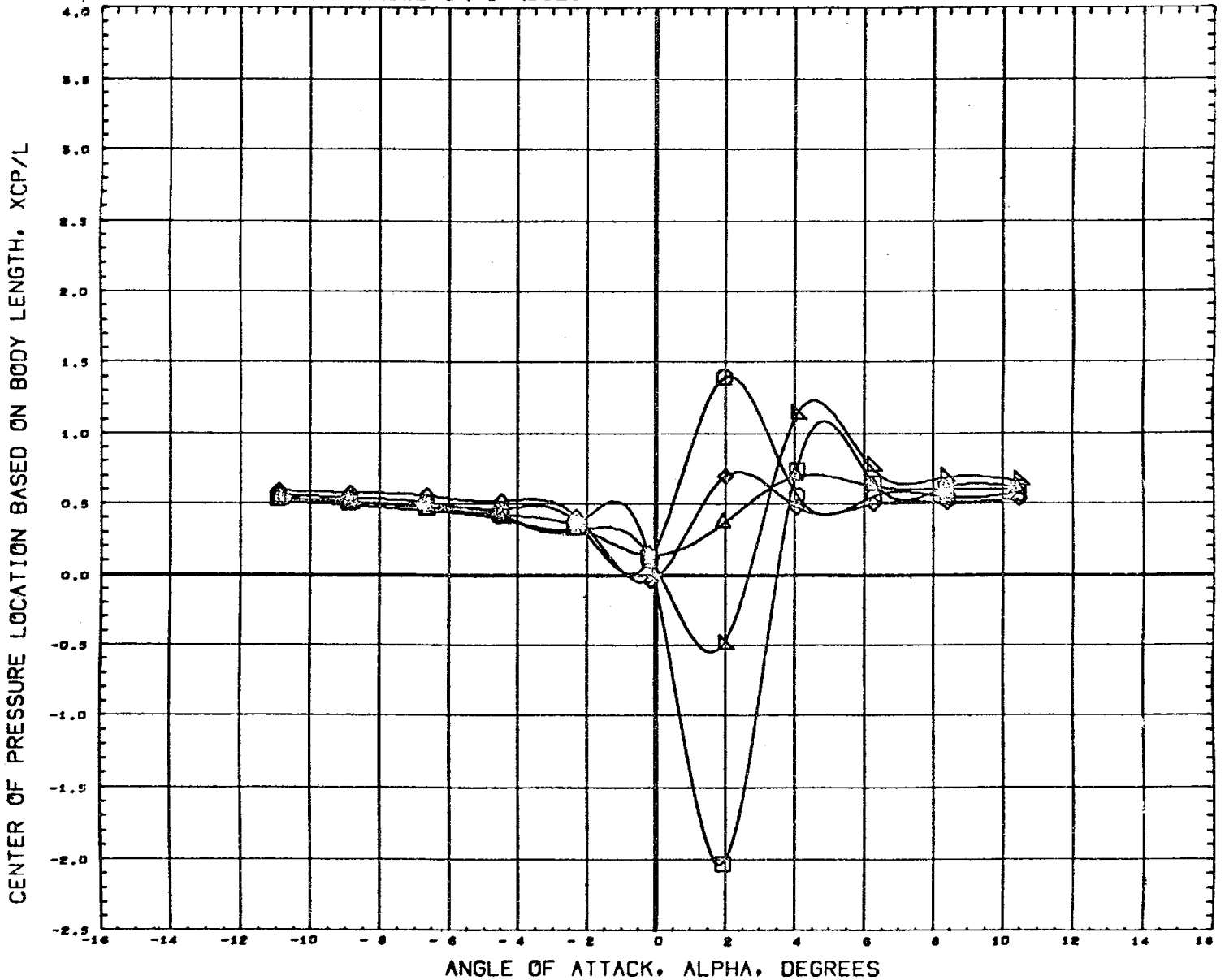
EFFECT OF INCIDENCE ANGLE ON STABILITY



DATA SET SYMBOL	CONFIGURATION DESCRIPTION	PHI	ORBINC	RUDDER	AILRON	REFERENCE INFORMATION
(677014)	M556(IA1) NAR ATP BL LV (O1) (T1) (S1)	80.000	0.000	0.000	0.000	BREF 7.4190 30. IN.
(677018)	M556(IA1) NAR ATP BL LV (O1) (T1) (S1)	80.000	-1.200	0.000	0.000	LREF 5.3120 IN.
(677023)	DATA NOT AVAILABLE FOR ALL CONDITIONS	80.000	1.500	0.000	0.000	BREF 5.3120 IN.
(677016)	DATA NOT AVAILABLE FOR ALL CONDITIONS	80.000	0.000	0.000	0.000	XHRP 4.6200 IN.
(677020)	M556(IA1) NAR ATP BL LV (O2) (T1) (S1)	80.000	-1.200	0.000	0.000	YHRP 0.0000 IN.
(677022)	DATA NOT AVAILABLE FOR ALL CONDITIONS	80.000	1.500	0.000	0.000	ZHRP 0.0000 IN.
						SCALE 0.0040

MACH .80

EFFECT OF INCIDENCE ANGLE ON STABILITY

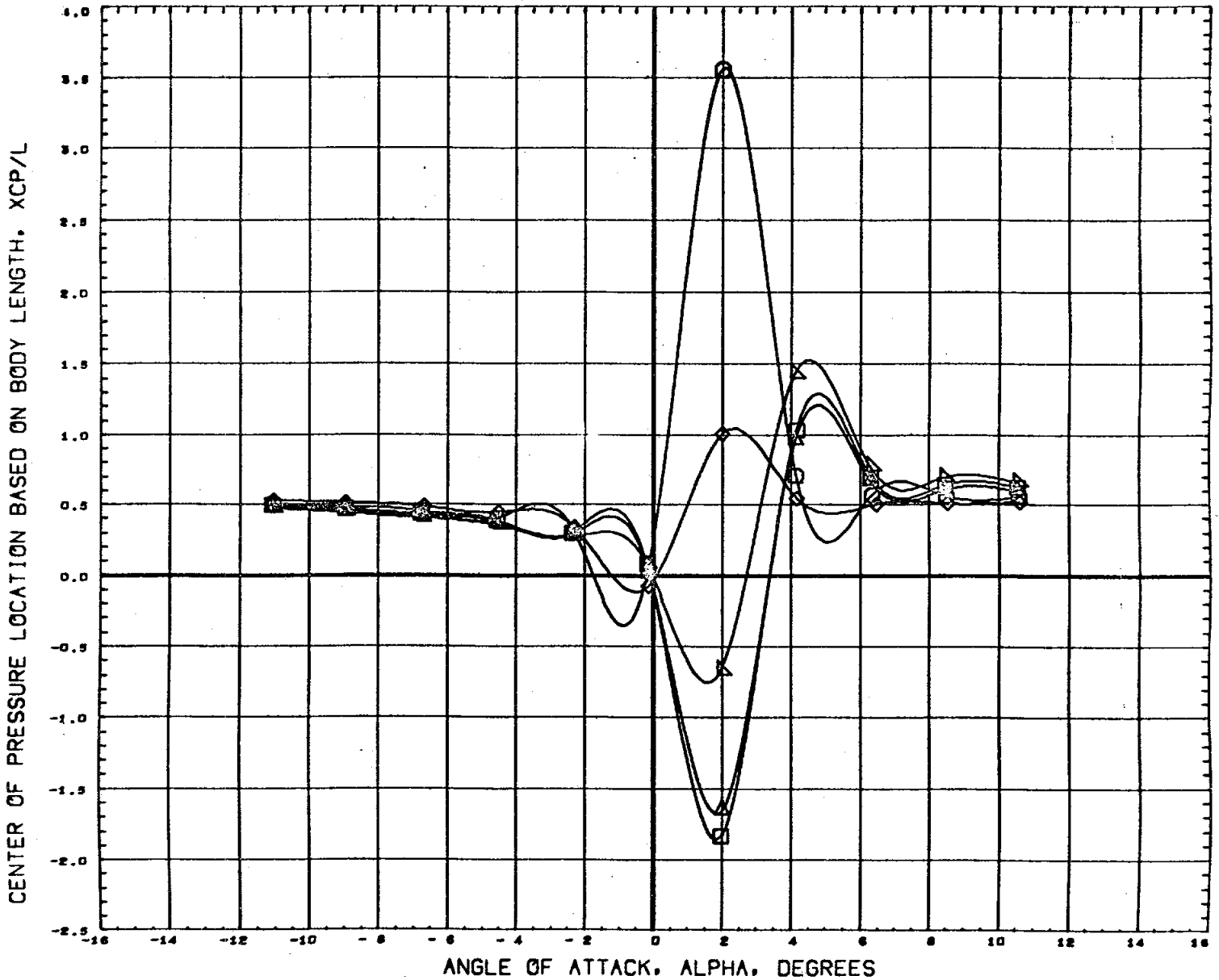


DATA SET SYMBOL	CONFIGURATION DESCRIPTION	PHI	ORBINC	RUDDER	AILRON	REFERENCE INFORMATION
(G77014)	M556 (IA1) NAR ATP BL LV (O1) (T1) (S1)	80.000	0.000	0.000	0.000	SREF 7.4190 38. IN.
(G77018)	M556 (IA1) NAR ATP BL LV (O1) (T1) (S1)	80.000	-1.200	0.000	0.000	LREF 5.3120 IN.
(G77023)	M556 (IA1) NAR ATP BL LV (O1) (T1) (S1)	80.000	1.500	0.000	0.000	BREF 5.3120 IN.
(G77016)	M556 (IA1) NAR ATP BL LV (O2) (T1) (S1)	80.000	0.000	0.000	0.000	XMRP 4.8200 IN.
(G77020)	M556 (IA1) NAR ATP BL LV (O2) (T1) (S1)	80.000	-1.200	0.000	0.000	YMRP 0.0000 IN.
(G77022)	DATA NOT AVAILABLE FOR ALL CONDITIONS	80.000	1.500	0.000	0.000	ZMRP 0.0000 IN.
						SCALE 0.0040

MACH .90

PAGE 254

EFFECT OF INCIDENCE ANGLE ON STABILITY

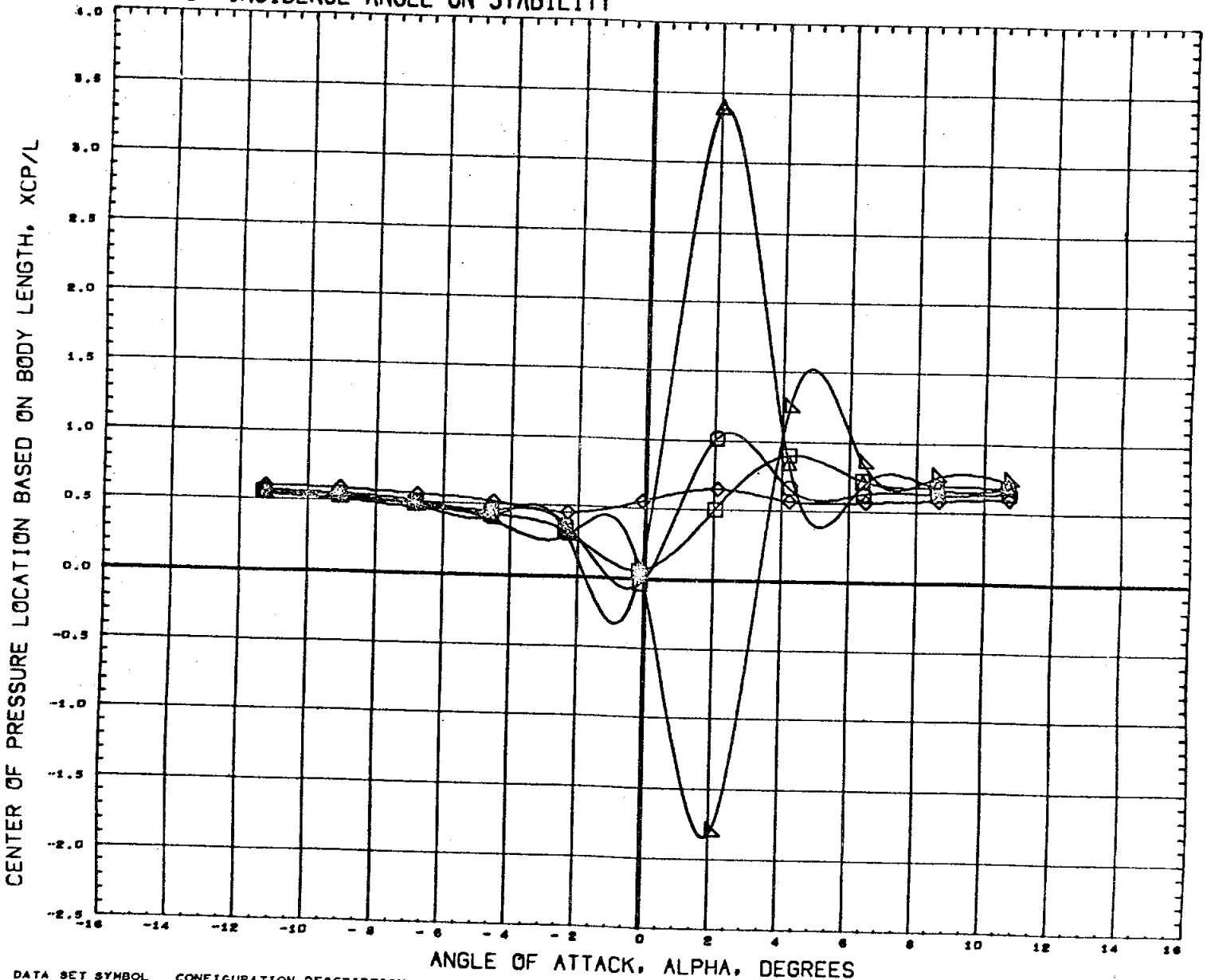


DATA SET SYMBOL	CONFIGURATION DESCRIPTION	PHI	ORBINC	RUDDER	AILRON	REFERENCE INFORMATION
(677014)	M556 (IA1) NAR ATP BL LV (O1) (T1) (S1)	80.000	0.000	0.000	0.000	SREF 7.4190 30. IN.
(677018)	M556 (IA1) NAR ATP BL LV (O1) (T1) (S1)	80.000	-1.200	0.000	0.000	LREF 5.3120 IN.
(677023)	M556 (IA1) NAR ATP BL LV (O1) (T1) (S1)	80.000	1.500	0.000	0.000	BREF 5.3120 IN.
(677016)	M556 (IA1) NAR ATP BL LV (O2) (T1) (S1)	80.000	0.000	0.000	0.000	XMRP 4.6200 IN.
(677020)	M556 (IA1) NAR ATP BL LV (O2) (T1) (S1)	80.000	-1.200	0.000	0.000	YMRP 0.0000 IN.
(677022)	DATA NOT AVAILABLE FOR ALL CONDITIONS	80.000	1.500	0.000	0.000	ZMRP 0.0000 IN. SCALE 0.0040

MACH 1.00

PAGE 255

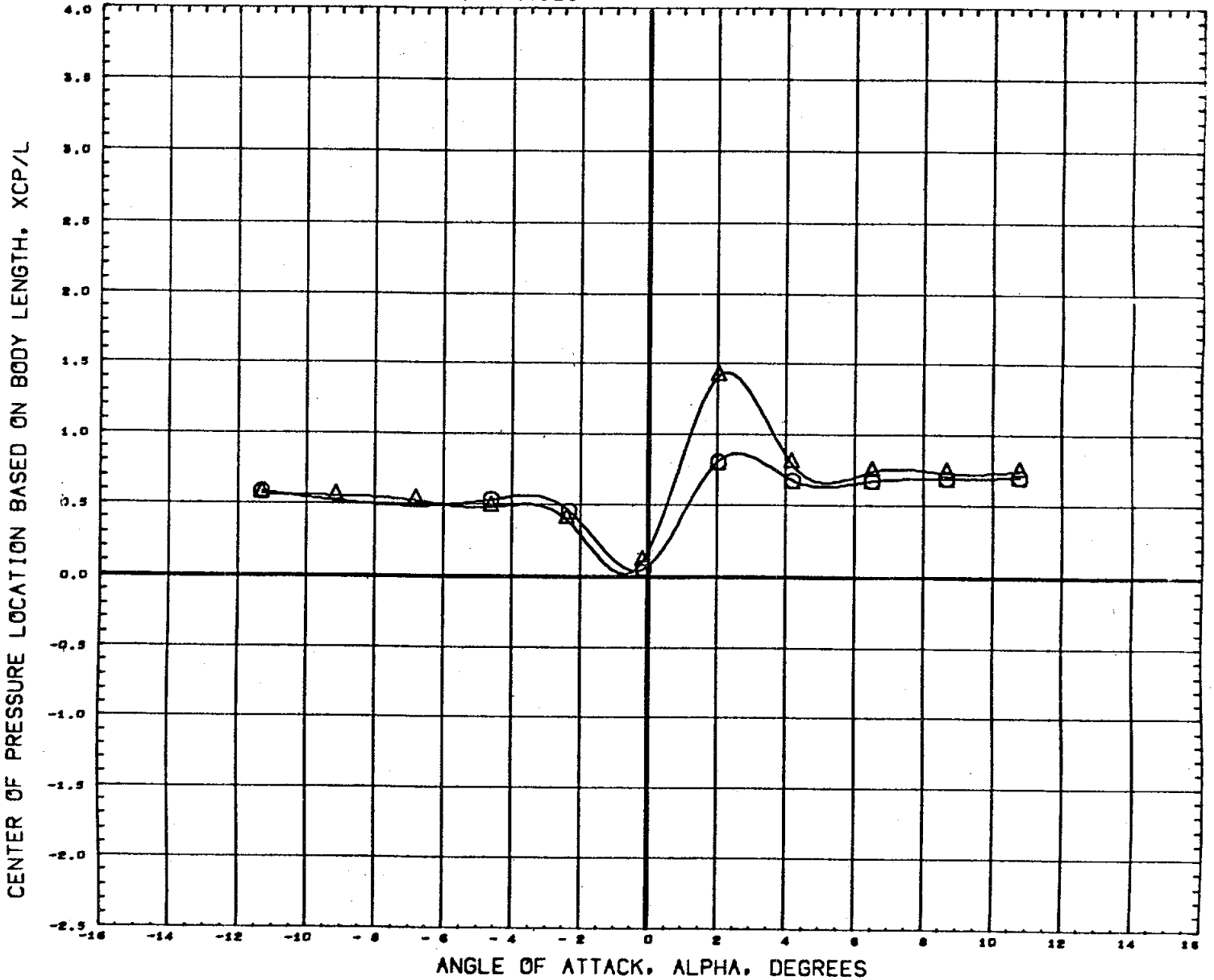
EFFECT OF INCIDENCE ANGLE ON STABILITY



DATA SET SYMBOL	CONFIGURATION DESCRIPTION	PHI	ORBINC	RUDDER	AILRON	REFERENCE INFORMATION
(G77014)	M556 (IA1) NAR ATP BL LV (O1) (T1) (S1)	80.000	0.000	0.000	0.000	SREF 7.4190 SQ. IN.
(G77018)	M556 (IA1) NAR ATP BL LV (O1) (T1) (S2)	80.000	-1.200	0.000	0.000	LREF 5.3120 IN.
(G77023)	M556 (IA1) NAR ATP BL LV (O1) (T1) (S1)	80.000	1.500	0.000	0.000	BREF 5.3120 IN.
(G77016)	M556 (IA1) NAR ATP BL LV (O2) (T1) (S1)	80.000	0.000	0.000	0.000	XMRP 4.8200 IN.
(G77020)	M556 (IA1) NAR ATP BL LV (O2) (T1) (S1)	80.000	-1.200	0.000	0.000	YMRP 0.0000 IN.
(G77022)	M556 (IA1) NAR ATP BL LV (O2) (T1) (S1)	80.000	1.500	0.000	0.000	ZMRP 0.0000 IN.
	DATA NOT AVAILABLE FOR ALL CONDITIONS					SCALE 0.0040

MACH 1.20

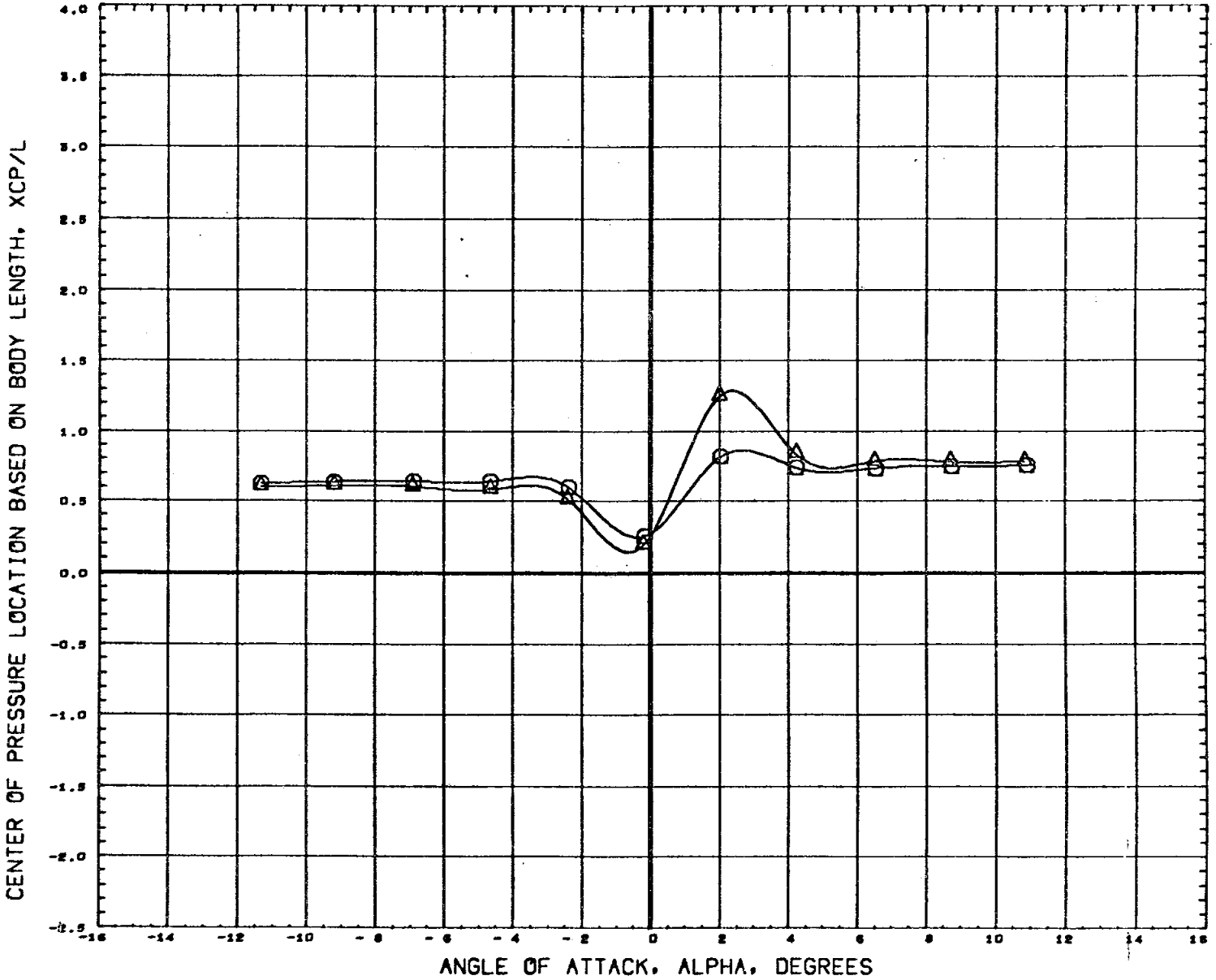
EFFECT OF INCIDENCE ANGLE ON STABILITY



DATA SET SYMBOL	CONFIGURATION DESCRIPTION	PHI	ORBINC	RUDDER	AILRON	REFERENCE INFORMATION
(G77014)	M556 (IA1) NAR ATP BL LV (O1) (T1) (S1)	80.000	0.000	0.000	0.000	SREF 7.4190 36. IN.
(G77016)	M556 (IA1) NAR ATP BL LV (O1) (T1) (S1)	80.000	-1.200	0.000	0.000	LREF 5.3120 IN.
(G77023)	DATA NOT AVAILABLE FOR ALL CONDITIONS	80.000	1.500	0.000	0.000	BREF 5.3120 IN.
(G77016)	DATA NOT AVAILABLE FOR ALL CONDITIONS	80.000	0.000	0.000	0.000	XNRP 4.6200 IN.
(G77020)	DATA NOT AVAILABLE FOR ALL CONDITIONS	80.000	-1.200	0.000	0.000	YNRP 0.0000 IN.
(G77022)	DATA NOT AVAILABLE FOR ALL CONDITIONS	80.000	1.500	0.000	0.000	ZMRP 0.0000 IN.
						SCALE 0.0040

MACH 1.46

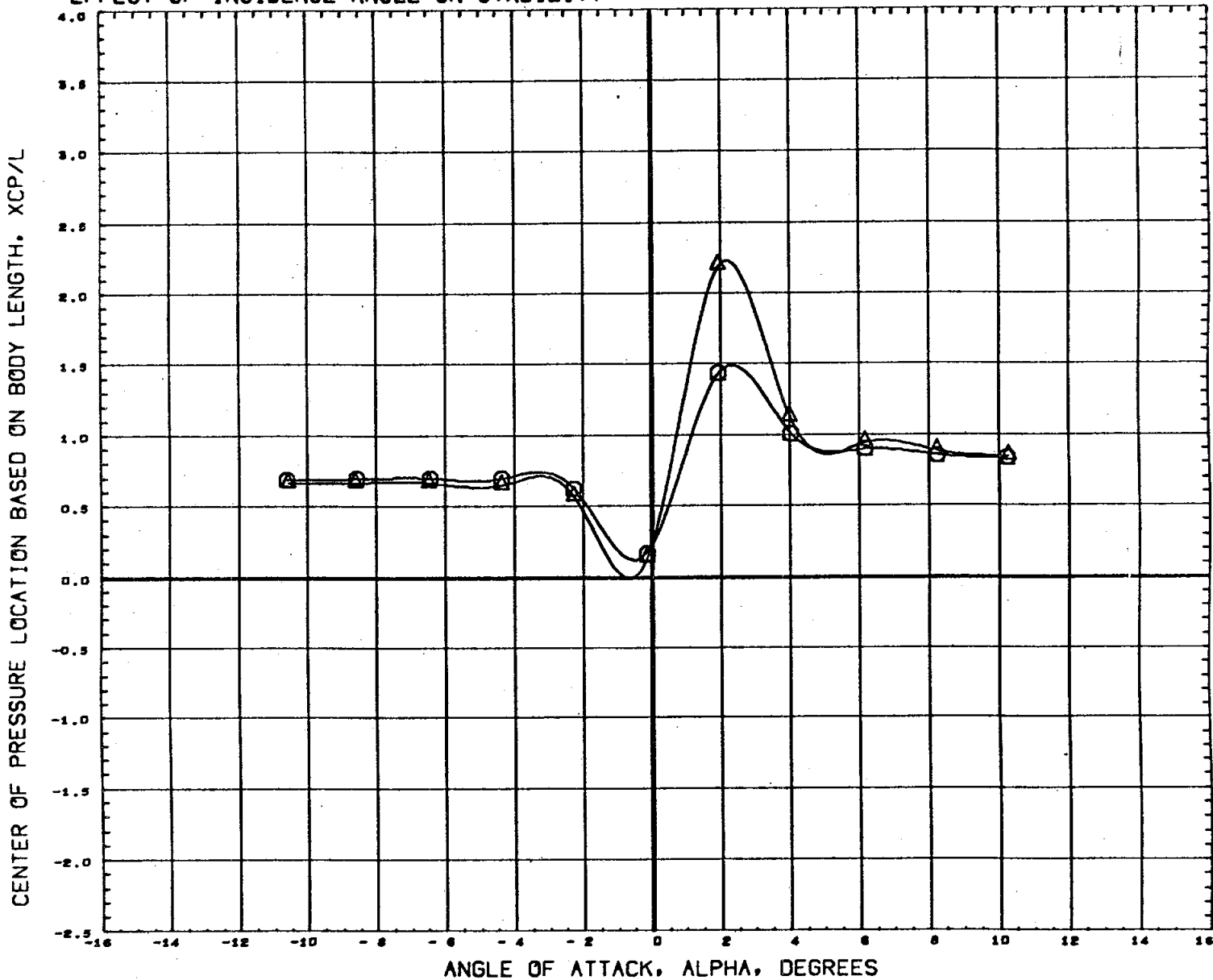
EFFECT OF INCIDENCE ANGLE ON STABILITY



DATA SET SYMBOL	CONFIGURATION DESCRIPTION	PHI	ORBINC	RUDDER	AILRON	REFERENCE INFORMATION
(677014)	M556 (IA1) NAR ATP BL LV (O1) (T1) (S1)	80.000	0.000	0.000	0.000	SREF 7.4190 SQ. IN.
(677018)	M556 (IA1) NAR ATP BL LV (O1) (T1) (S1)	80.000	-1.200	0.000	0.000	LREF 5.3120 IN.
(677023)	DATA NOT AVAILABLE FOR ALL CONDITIONS	80.000	1.500	0.000	0.000	BREF 5.3120 IN.
(677016)	DATA NOT AVAILABLE FOR ALL CONDITIONS	80.000	0.000	0.000	0.000	XHRP 4.8200 IN.
(677020)	DATA NOT AVAILABLE FOR ALL CONDITIONS	80.000	-1.200	0.000	0.000	YHRP 0.0000 IN.
(677022)	DATA NOT AVAILABLE FOR ALL CONDITIONS	80.000	1.500	0.000	0.000	ZHRP 0.0000 IN.
						SCALE 0.0040

MACH 1.96

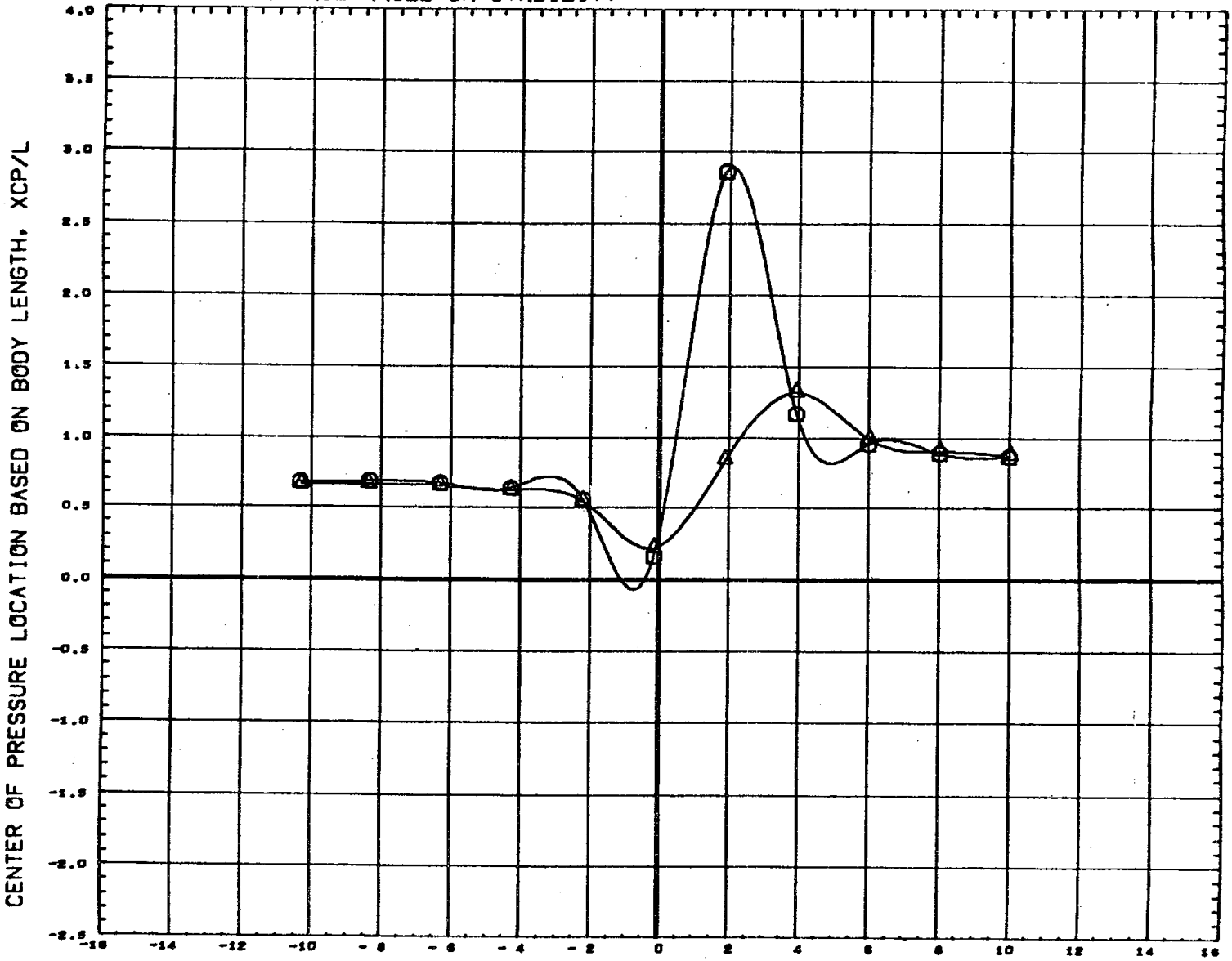
EFFECT OF INCIDENCE ANGLE ON STABILITY



ANGLE OF ATTACK, ALPHA, DEGREES

DATA SET SYMBOL	CONFIGURATION DESCRIPTION	PHI	ORBINC	RUDDER	AILRON	REFERENCE INFORMATION
(677014)	M556 (IA1) NAR ATP BL LV (O1) (T1) (S1)	80.000	0.000	0.000	0.000	SREF 7.4190 sq. IN.
(677018)	M556 (IA1) NAR ATP BL LV (O1) (T1) (S1)	80.000	-1.200	0.000	0.000	LREF 5.3120 IN.
(677023)	DATA NOT AVAILABLE FOR ALL CONDITIONS	80.000	1.500	0.000	0.000	BREF 5.3120 IN.
(677016)	DATA NOT AVAILABLE FOR ALL CONDITIONS	80.000	0.000	0.000	0.000	XHRP 4.8200 IN.
(677020)	DATA NOT AVAILABLE FOR ALL CONDITIONS	80.000	-1.200	0.000	0.000	YHRP 0.0000 IN.
(677022)	DATA NOT AVAILABLE FOR ALL CONDITIONS	80.000	1.500	0.000	0.000	ZHRP 0.0000 IN.
						SCALE 0.0040

EFFECT OF INCIDENCE ANGLE ON STABILITY



ANGLE OF ATTACK, ALPHA, DEGREES

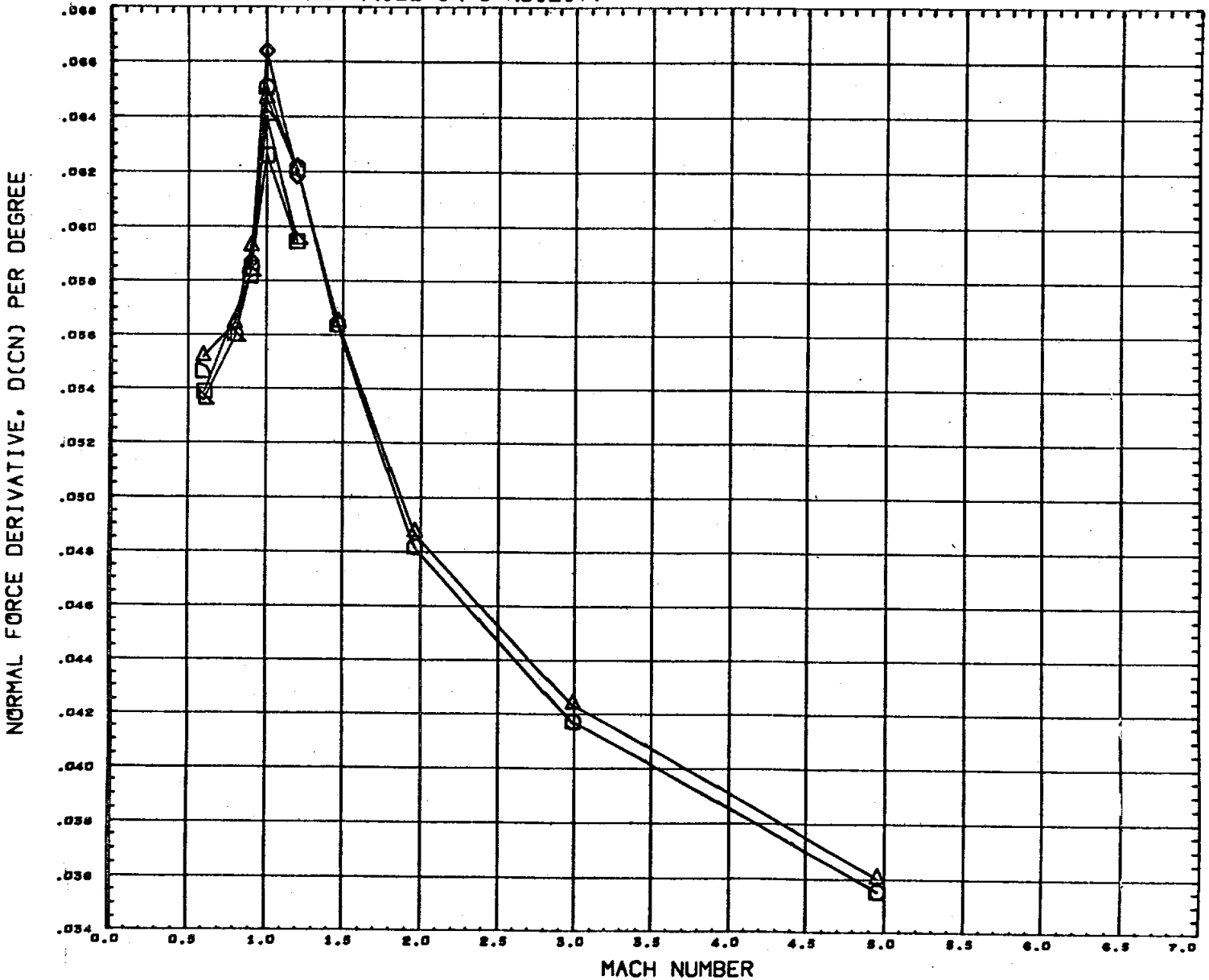
DATA SET SYMBOL	CONFIGURATION DESCRIPTION	PHI	ORBINC	RUDDER	AILRON	REFERENCE INFORMATION
(677014)	M556(IA1) NAR ATP BL LV (O1) (T1) (S1)	80.000	0.000	0.000	0.000	SREF 7.4190 38. IN.
(677019)	M556(IA1) NAR ATP BL LV (O1) (T1) (S1)	80.000	-1.200	0.000	0.000	LREF 5.3120 IN.
(677023)	DATA NOT AVAILABLE FOR ALL CONDITIONS	80.000	1.500	0.000	0.000	SREF 5.3120 IN.
(677016)	DATA NOT AVAILABLE FOR ALL CONDITIONS	80.000	0.000	0.000	0.000	XMRP 4.8200 IN.
(677020)	DATA NOT AVAILABLE FOR ALL CONDITIONS	80.000	-1.200	0.000	0.000	YMRP 0.0000 IN.
(677022)	DATA NOT AVAILABLE FOR ALL CONDITIONS	80.000	1.500	0.000	0.000	ZMRP 0.0000 IN.
						SCALE 0.0040

MACH

4.96

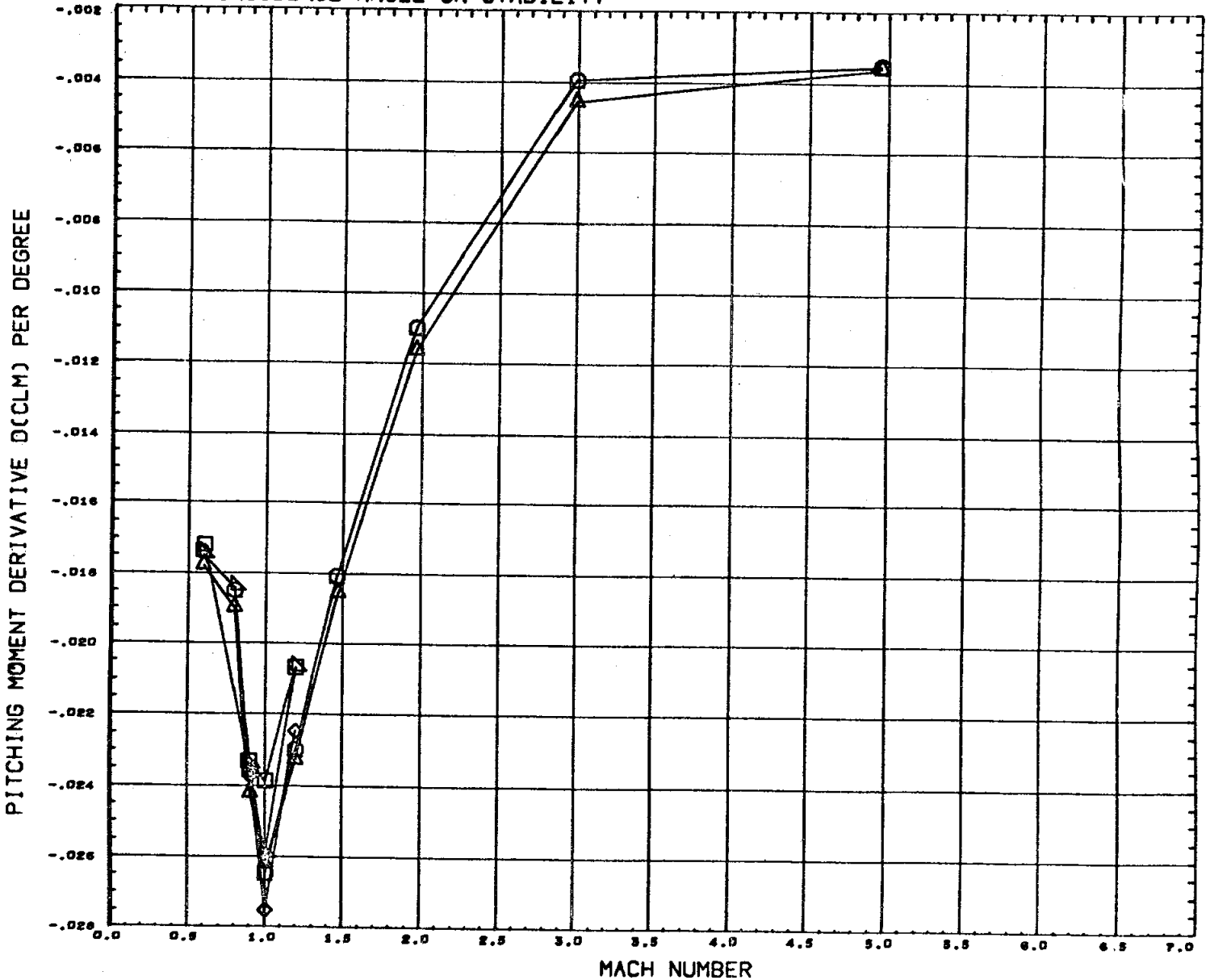
PAGE 260

EFFECT OF INCIDENCE ANGLE ON STABILITY



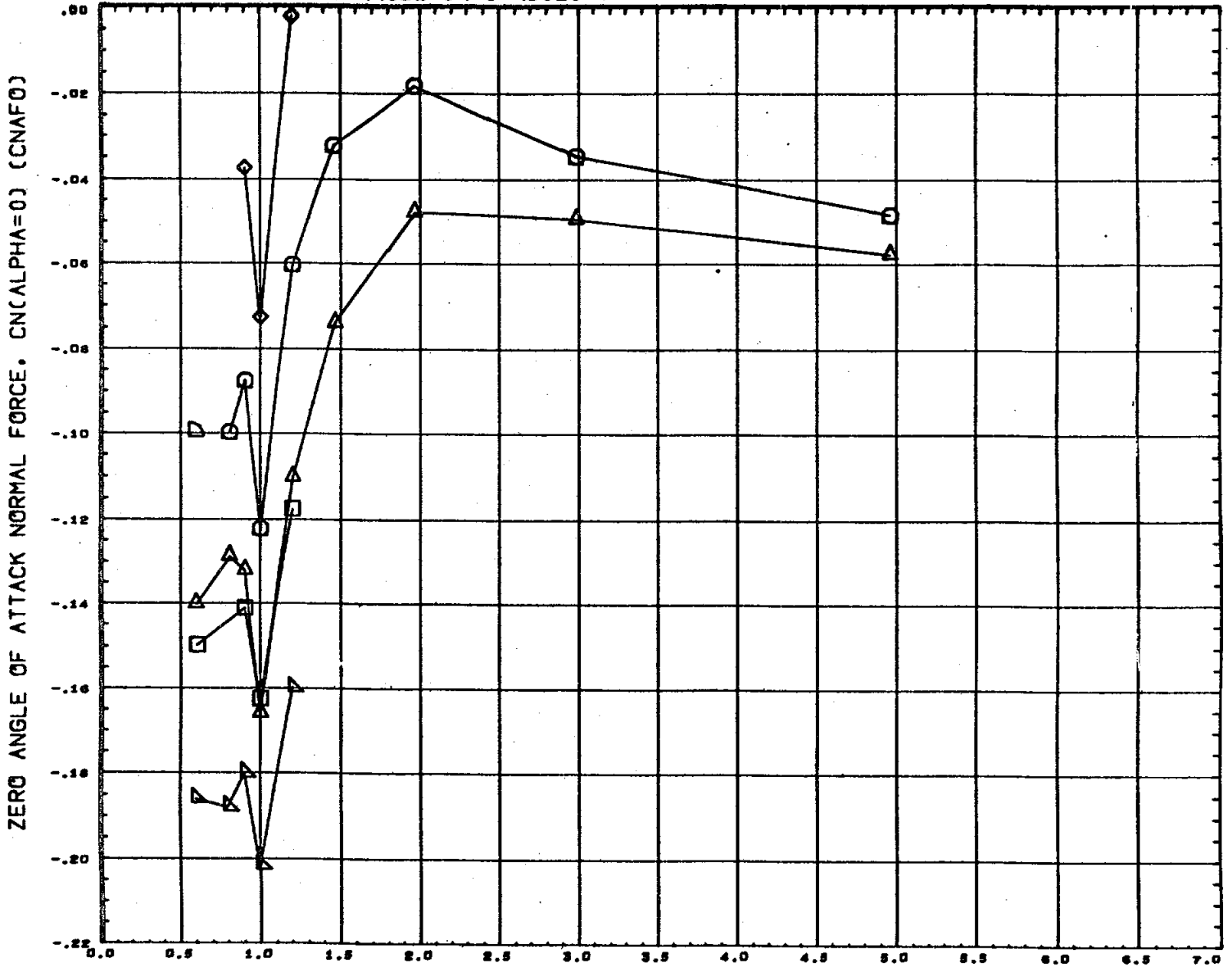
DATA SET SYMBOL	CONFIGURATION DESCRIPTION	PHI	ORBINC	RUDDER	AILRON	REFERENCE INFORMATION
(G77014)	M556 (IA1) NAR ATP BL LV (O1) (T1) (S1)	80.000	0.000	0.000	0.000	SREF 7.4190 88. IN.
(G77018)	M556 (IA1) NAR ATP BL LV (O1) (T1) (S1)	80.000	-1.200	0.000	0.000	LREF 5.3120 IN.
(G77023)	M556 (IA1) NAR ATP BL LV (O1) (T1) (S1)	80.000	1.500	0.000	0.000	BREF 5.3120 IN.
(G77016)	M556 (IA1) NAR ATP BL LV (O2) (T1) (S1)	80.000	0.000	0.000	0.000	XHRP 4.8200 IN.
(G77020)	M556 (IA1) NAR ATP BL LV (O2) (T1) (S1)	80.000	-1.200	0.000	0.000	YHRP 0.0000 IN.
(G77022)	M556 (IA1) NAR ATP BL LV (O2) (T1) (S1)	80.000	1.500	0.000	0.000	ZHRP 0.0000 IN.
						SCALE 0.0040

EFFECT OF INCIDENCE ANGLE ON STABILITY



DATA SET SYMBOL	CONFIGURATION DESCRIPTION	PHI	ORBINC	RUDDER	AILRON	REFERENCE INFORMATION
(677014)	M556 (IA1) NAR ATP BL LV (O1) (T1) (S1)	80.000	0.000	0.000	0.000	SREF 7.4190 30. IN.
(677018)	M556 (IA1) NAR ATP BL LV (O1) (T1) (S1)	80.000	-1.200	0.000	0.000	LREF 5.3120 IN.
(677023)	M556 (IA1) NAR ATP BL LV (O1) (T1) (S1)	80.000	1.500	0.000	0.000	BREF 5.3120 IN.
(677016)	M556 (IA1) NAR ATP BL LV (O2) (T1) (S1)	80.000	0.000	0.000	0.000	XHRP 4.8200 IN.
(677020)	M556 (IA1) NAR ATP BL LV (O2) (T1) (S1)	80.000	-1.200	0.000	0.000	YMRP 0.0000 IN.
(677022)	M556 (IA1) NAR ATP BL LV (O2) (T1) (S1)	80.000	1.500	0.000	0.000	ZMRP 0.0000 IN.
						SCALE 0.0040

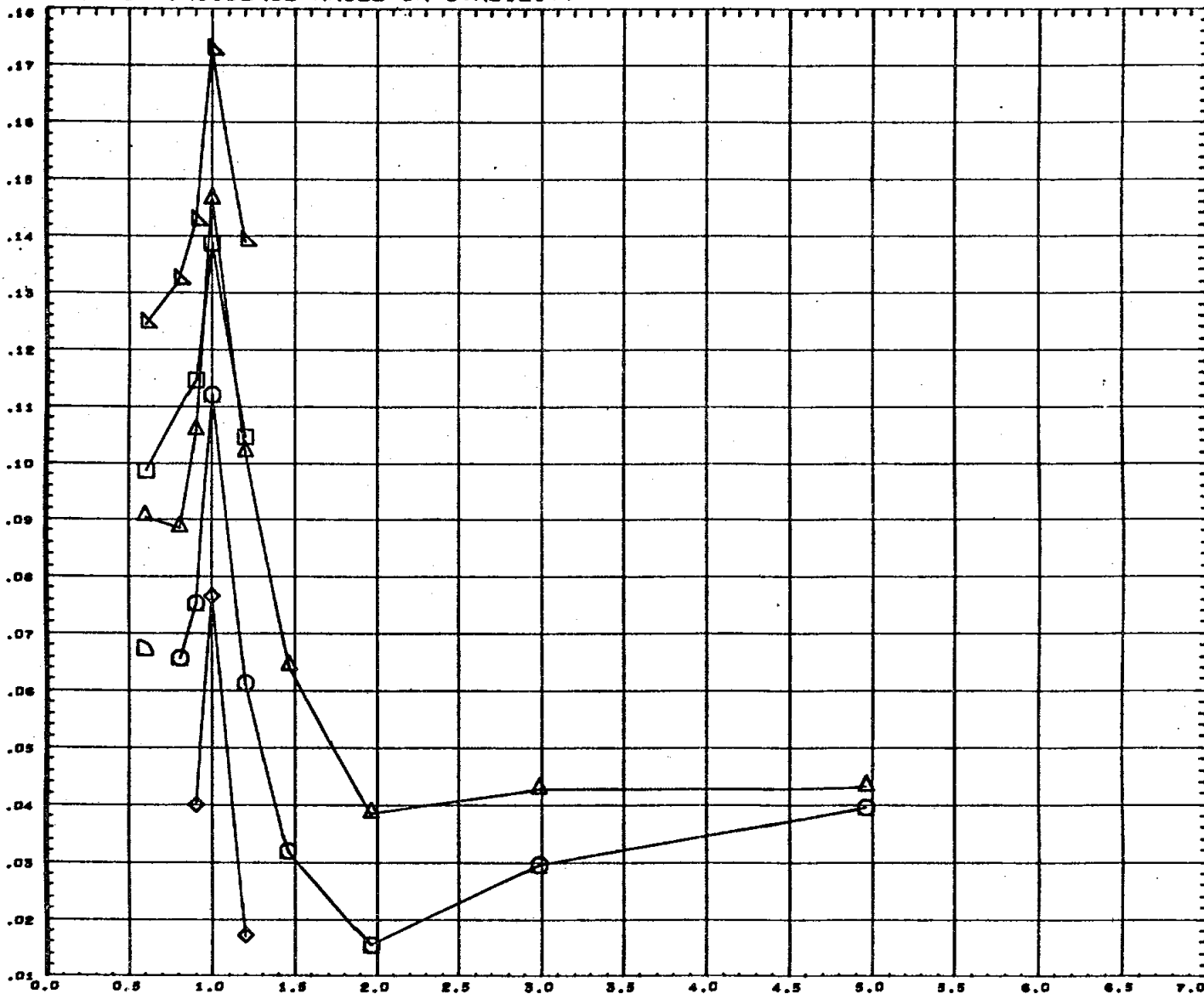
EFFECT OF INCIDENCE ANGLE ON STABILITY



DATA SET SYMBOL	CONFIGURATION DESCRIPTION	PHI	ORBINC	RUDDER	AILRON	REFERENCE INFORMATION
(677014)	H556 (IA1) NAR ATP BL LV (O1) (T1) (S1)	80.000	0.000	0.000	0.000	SREF 7.4190 36. IN.
(677016)	H556 (IA1) NAR ATP BL LV (O1) (T1) (S1)	80.000	-1.200	0.000	0.000	LREF 5.3120 IN.
(677023)	H556 (IA1) NAR ATP BL LV (O1) (T1) (S1)	80.000	1.500	0.000	0.000	BREF 5.3120 IN.
(677016)	H556 (IA1) NAR ATP BL LV (O2) (T1) (S1)	80.000	0.000	0.000	0.000	XMRP 4.8200 IN.
(677020)	H556 (IA1) NAR ATP BL LV (O2) (T1) (S1)	80.000	-1.200	0.000	0.000	YMRP 0.0000 IN.
(677022)	H556 (IA1) NAR ATP BL LV (O2) (T1) (S1)	80.000	1.500	0.000	0.000	ZMRP 0.0000 IN. SCALE 0.0040

EFFECT OF INCIDENCE ANGLE ON STABILITY

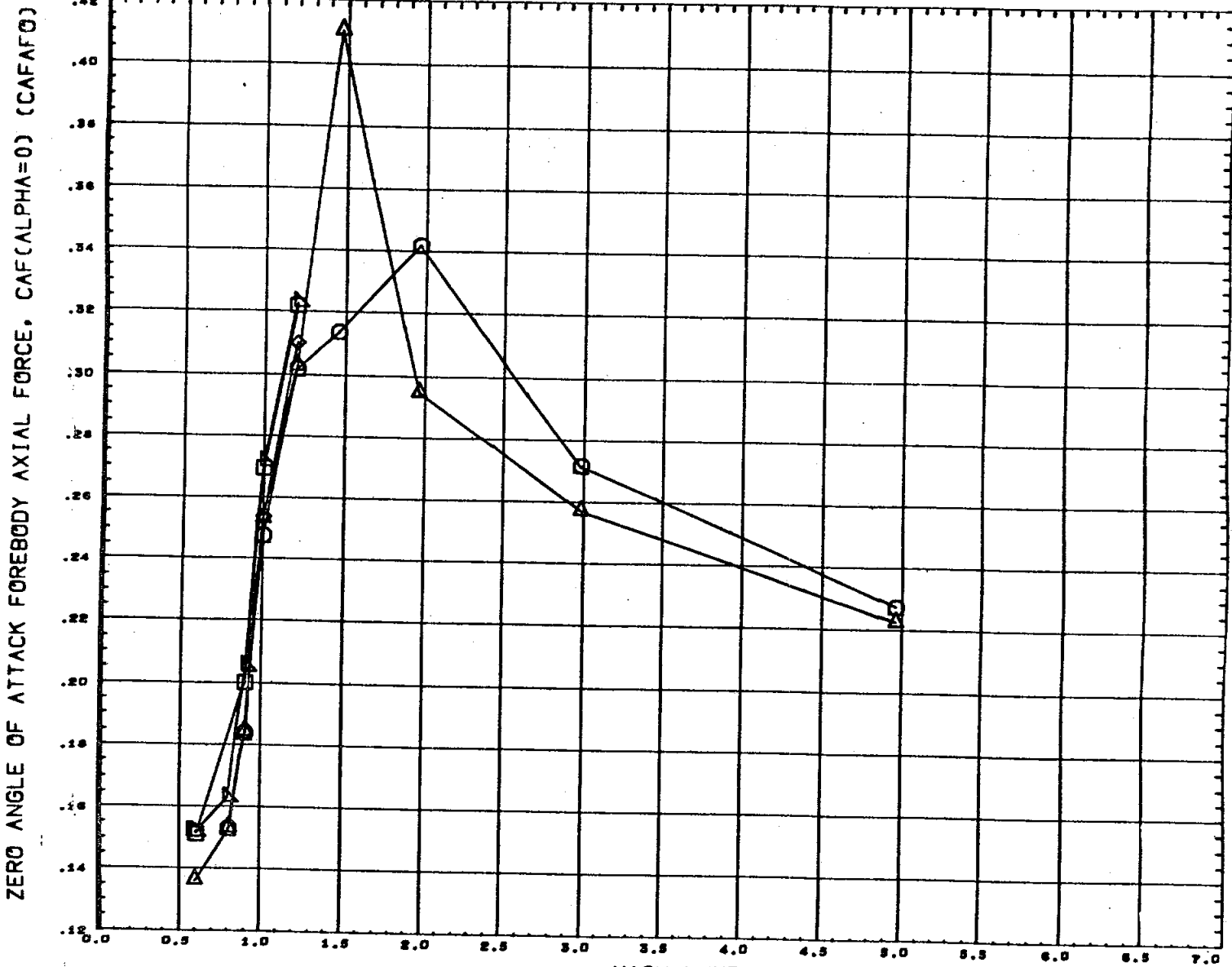
ZERO ANGLE OF ATTACK PITCHING MOMENT, $C_{LM}(\alpha=0)$ (CLMAFO)



MACH NUMBER

DATA SET SYMBOL	CONFIGURATION DESCRIPTION	PHI	ORBINC	RUDDER	AILRON	REFERENCE INFORMATION
(677014)	M556 (IA1) NAR ATP BL LV (O1) (T1) (S1)	80.000	0.000	0.000	0.000	SREF 7.4190 30 IN.
(677018)	M556 (IA1) NAR ATP BL LV (O1) (T1) (S1)	80.000	-1.200	0.000	0.000	LREF 5.3120 IN.
(677023)	M556 (IA1) NAR ATP BL LV (O1) (T1) (S1)	80.000	1.500	0.000	0.000	BREF 5.3120 IN.
(677016)	M556 (IA1) NAR ATP BL LV (O2) (T1) (S1)	80.000	0.000	0.000	0.000	XHRP 4.8200 IN.
(677020)	M556 (IA1) NAR ATP BL LV (O2) (T1) (S1)	80.000	-1.200	0.000	0.000	YHRP 0.0000 IN.
(677022)	M556 (IA1) NAR ATP BL LV (O2) (T1) (S1)	80.000	1.500	0.000	0.000	ZHRP 0.0000 IN.
						SCALE 0.0040

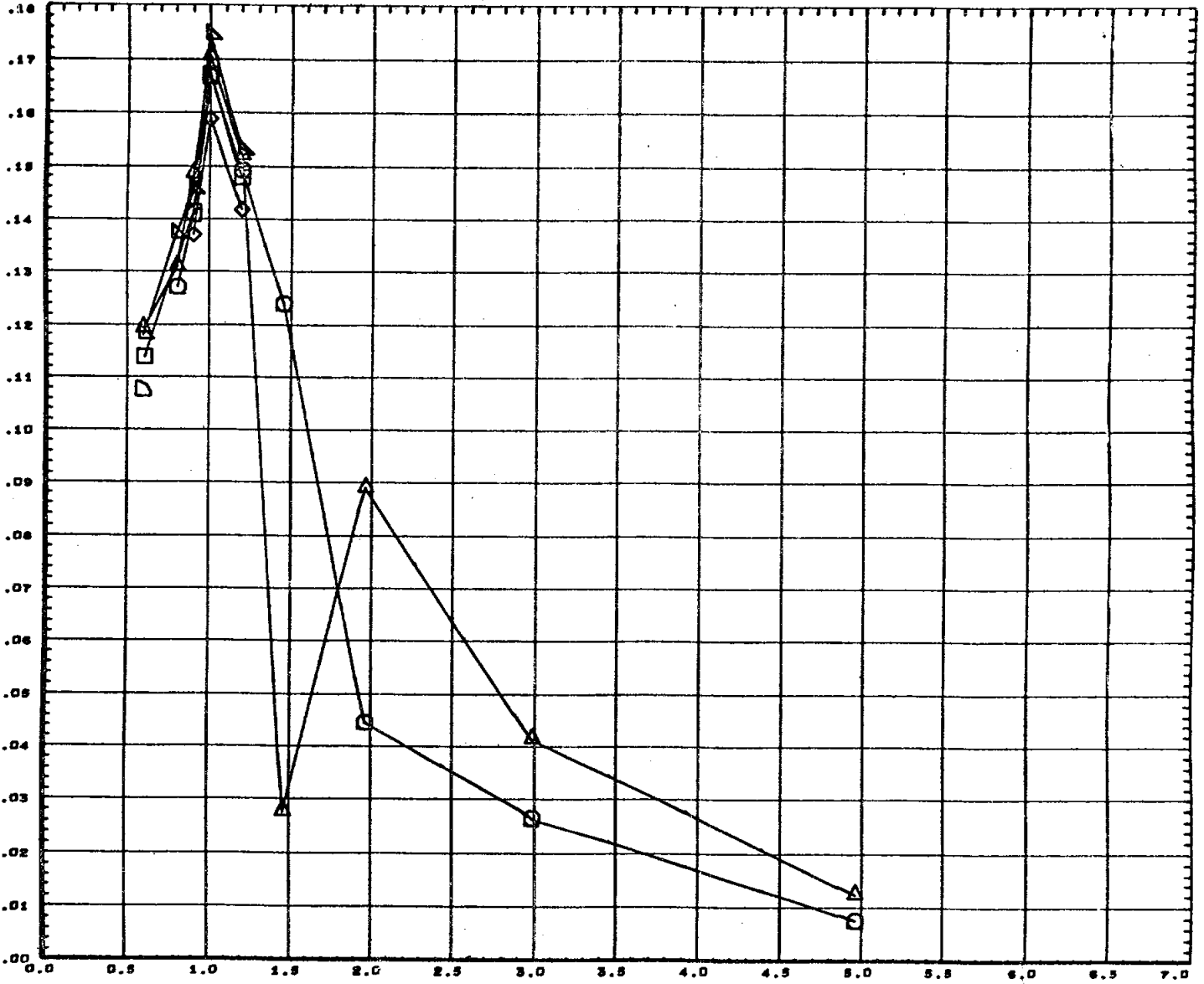
EFFECT OF INCIDENCE ANGLE ON STABILITY



DATA SET SYMBOL	CONFIGURATION DESCRIPTION	PHI	ORBINC	RUDDER	AILRON	REFERENCE INFORMATION
(677014)	M556 (IA1) NAR ATP BL LV (O1) (T1) (S1)	80.000	0.000	0.000	0.000	BREF 7.4190 sq. in.
(677018)	M556 (IA1) NAR ATP BL LV (O1) (T1) (S1)	80.000	-1.200	0.000	0.000	LREF 5.3120 in.
(677023)	M556 (IA1) NAR ATP BL LV (O1) (T1) (S1)	80.000	1.500	0.000	0.000	BREF 5.3120 in.
(677016)	M556 (IA1) NAR ATP BL LV (O2) (T1) (S1)	80.000	0.000	0.000	0.000	XMRP 4.8200 in.
(677020)	M556 (IA1) NAR ATP BL LV (O2) (T1) (S1)	80.000	-1.200	0.000	0.000	YMRP 0.0000 in.
(677022)	M556 (IA1) NAR ATP BL LV (O2) (T1) (S1)	80.000	1.500	0.000	0.000	ZMRP 0.0000 in.
						SCALE 0.0040

EFFECT OF INCIDENCE ANGLE ON STABILITY

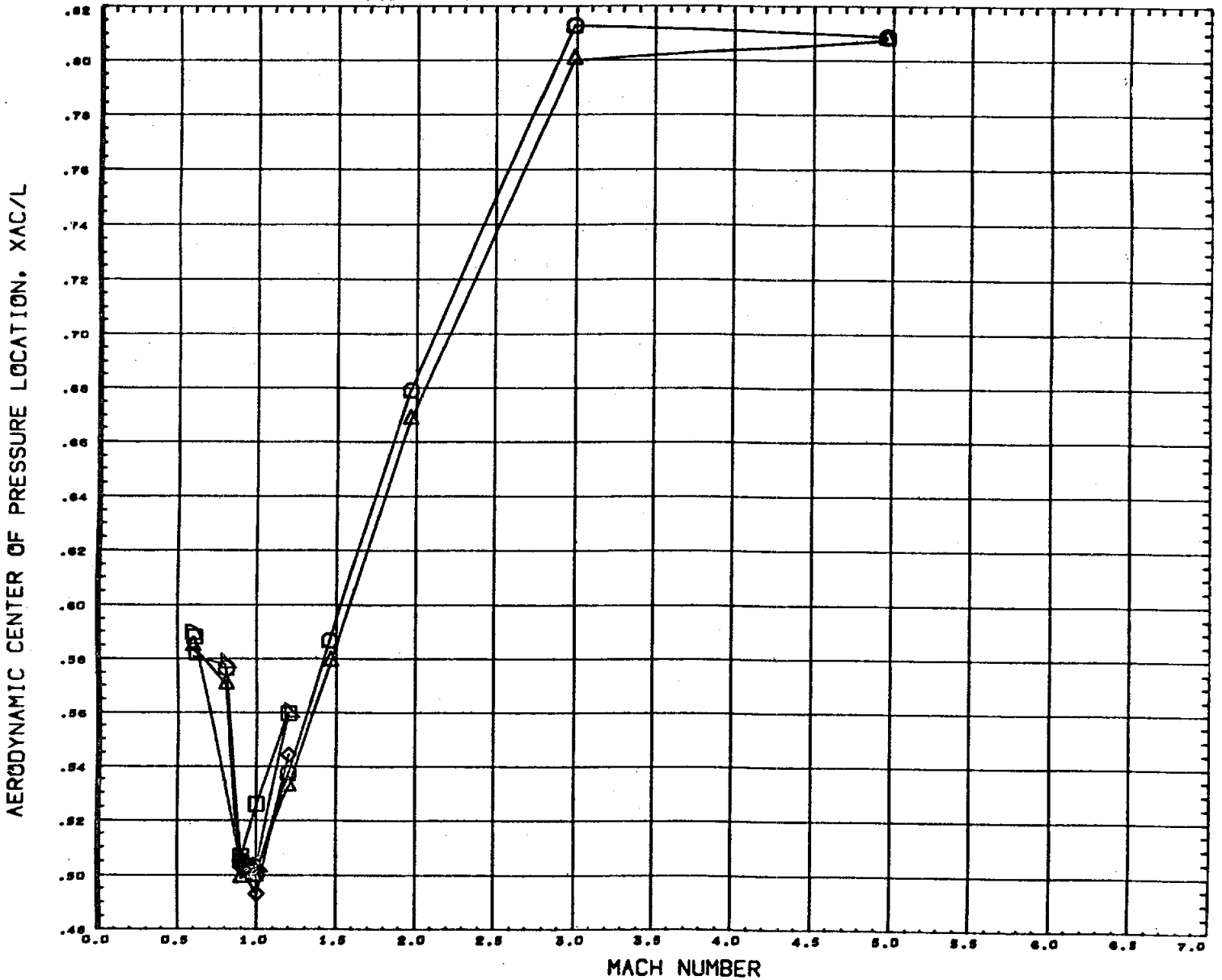
ZERO ANGLE OF ATTACK BASE AXIAL FORCE, CAB(ALPHA=0) (CABAFO)



MACH NUMBER

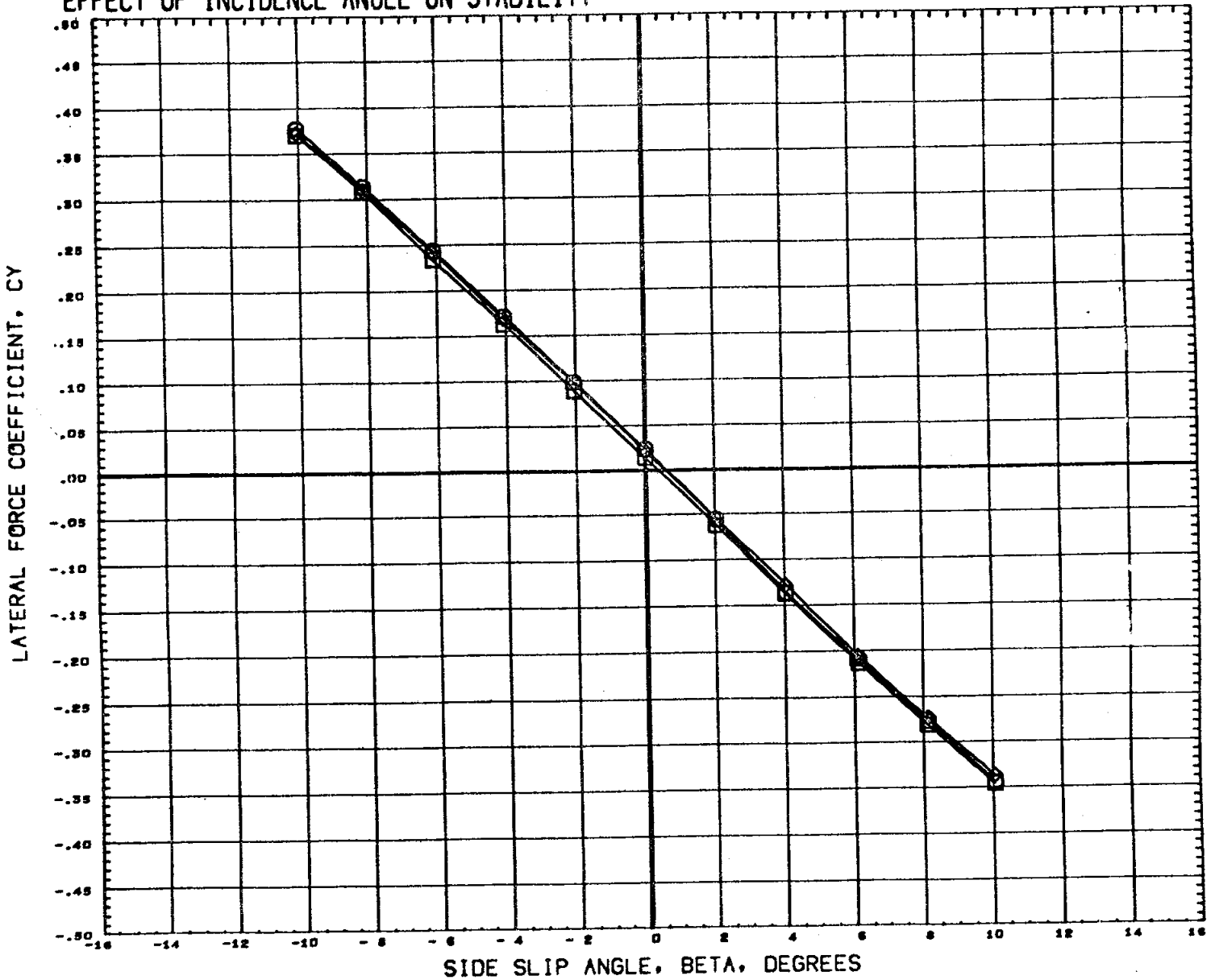
DATA SET SYMBOL	CONFIGURATION DESCRIPTION	PHI	ORBINC	RUDDER	AILRON	REFERENCE INFORMATION
(677014)	M556 (IA1) NAR ATP BL LV (O1) (T1) (S1)	80.000	0.000	0.000	0.000	SREF 7.4190 39. IN.
(677018)	M556 (IA1) NAR ATP BL LV (O1) (T1) (S1)	80.000	-1.200	0.000	0.000	LREF 5.3120 IN.
(677023)	M556 (IA1) NAR ATP BL LV (O1) (T1) (S1)	80.000	1.500	0.000	0.000	BREF 5.3120 IN.
(677016)	M556 (IA1) NAR ATP BL LV (O2) (T1) (S1)	80.000	0.000	0.000	0.000	XMRP 4.8200 IN.
(677020)	M556 (IA1) NAR ATP BL LV (O2) (T1) (S1)	80.000	-1.200	0.000	0.000	YMRP 0.0000 IN.
(677022)	M556 (IA1) NAR ATP BL LV (O2) (T1) (S1)	80.000	1.500	0.000	0.000	ZMRP 0.0000 IN.
						SCALE 0.0040

EFFECT OF INCIDENCE ANGLE ON STABILITY



DATA SET SYMBOL	CONFIGURATION DESCRIPTION	PHI	ORBINC	RUDDER	AILRON	REFERENCE INFORMATION
(G77014)	M556 (IA1) NAR ATP BL LV (O1) (T1) (S1)	80.000	0.000	0.000	0.000	SREF 7.4190 34. IN.
(G77018)	M556 (IA1) NAR ATP BL LV (O1) (T1) (S1)	80.000	-1.200	0.000	0.000	LREF 5.3120 IN.
(G77023)	M556 (IA1) NAR ATP BL LV (O1) (T1) (S1)	80.000	1.500	0.000	0.000	BREF 5.3120 IN.
(G77016)	M556 (IA1) NAR ATP BL LV (O2) (T1) (S1)	80.000	0.000	0.000	0.000	XHRP 4.8200 IN.
(G77020)	M556 (IA1) NAR ATP BL LV (O2) (T1) (S1)	80.000	-1.200	0.000	0.000	YHRP 0.0000 IN.
(G77022)	M556 (IA1) NAR ATP BL LV (O2) (T1) (S1)	80.000	1.500	0.000	0.000	ZHRP 0.0000 IN.
						SCALE 0.0040

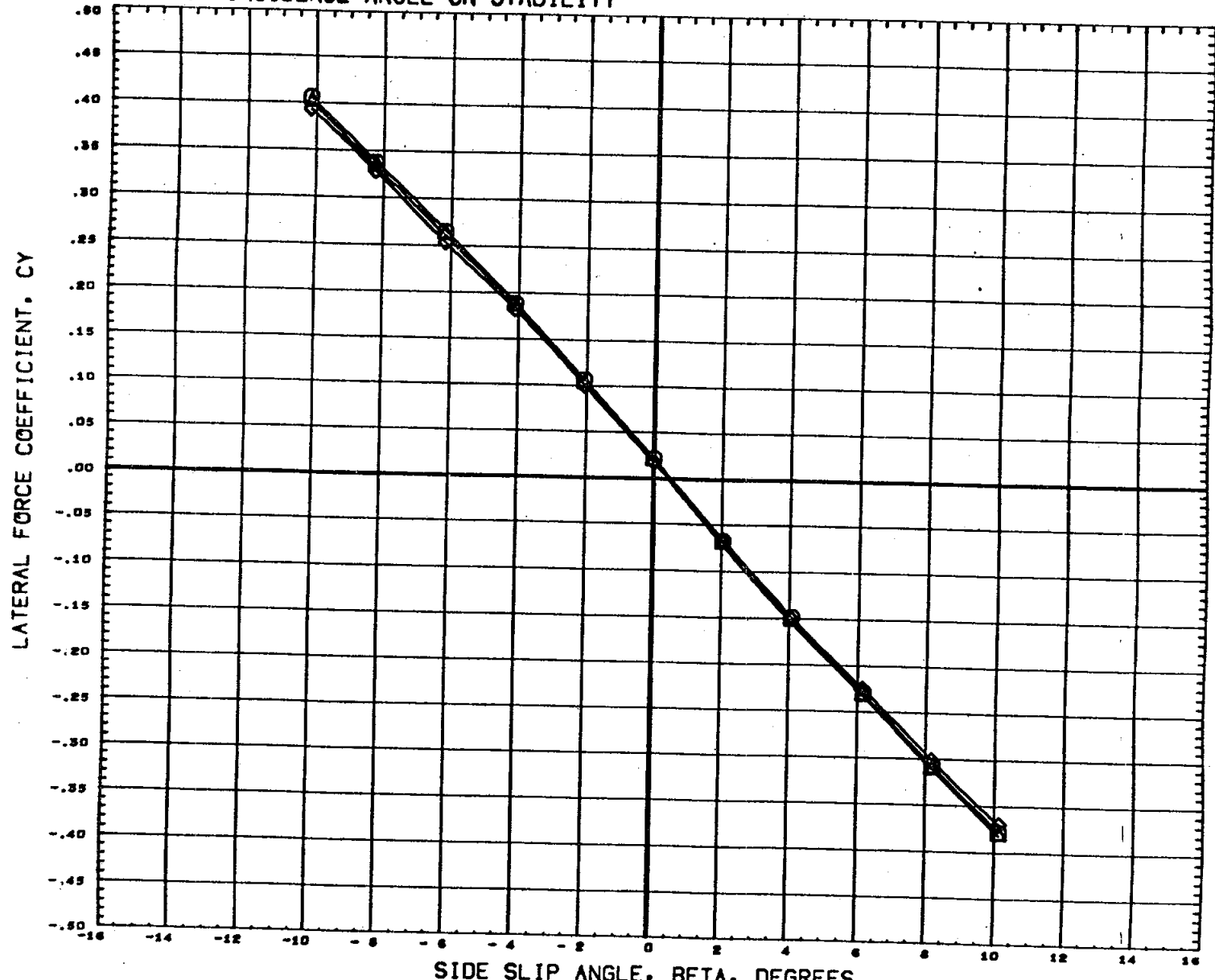
EFFECT OF INCIDENCE ANGLE ON STABILITY



DATA SET SYMBOL	CONFIGURATION DESCRIPTION	PHI	ORBINC	RUDDER	AILRON	REFERENCE INFORMATION	
(C77019)	M556 (IA1) NAR ATP BL LV (O1) (T1) (S1)	80.000	-1.200	0.000	0.000	SREF	7.4190 88. IN.
(C77015)	DATA NOT AVAILABLE FOR ALL CONDITIONS	80.000	0.000	0.000	0.000	LREF	5.3120 IN.
(C77021)	M556 (IA1) NAR ATP BL LV (O2) (T1) (S1)	80.000	-1.200	0.000	0.000	BREF	5.3120 IN.
(C77017)	M556 (IA1) NAR ATP BL LV (O2) (T1) (S1)	80.000	0.000	0.000	0.000	XMRP	4.8200 IN.
						YMRP	0.0000 IN.
						ZMRP	0.0000 IN.
						SCALE	0.0040

MACH .60

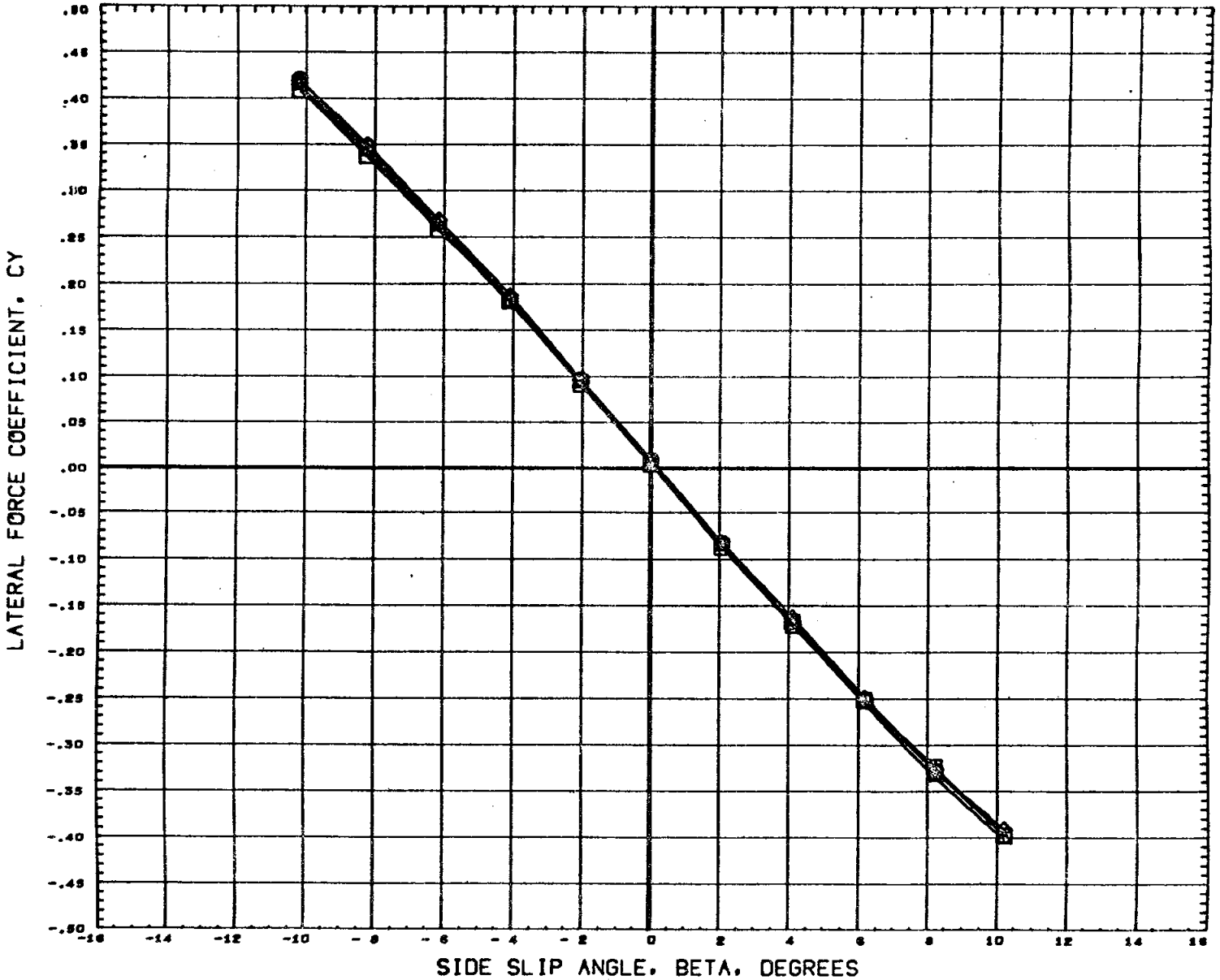
EFFECT OF INCIDENCE ANGLE ON STABILITY



DATA SET SYMBOL	CONFIGURATION DESCRIPTION	PHI	ORBINC	RUDDER	AILRON	REFERENCE INFORMATION
(C77019)	M556 (IA1) NAR ATP BL LV (O1) (T1) (S1)	80.000	-1.200	0.000	0.000	SREF 7.4190 39. IN.
(C77015)	M556 (IA1) NAR ATP BL LV (O1) (T1) (S1)	80.000	0.000	0.000	0.000	LREF 5.3120 IN.
(C77021)	M556 (IA1) NAR ATP BL LV (O2) (T1) (S1)	80.000	-1.200	0.000	0.000	BREF 5.3120 IN.
(C77017)	DATA NOT AVAILABLE FOR ALL CONDITIONS	80.000	0.000	0.000	0.000	XHRP 4.8200 IN.
						YHRP 0.0000 IN.
						ZHRP 0.0000 IN.
						SCALE 0.0040

MACH .80

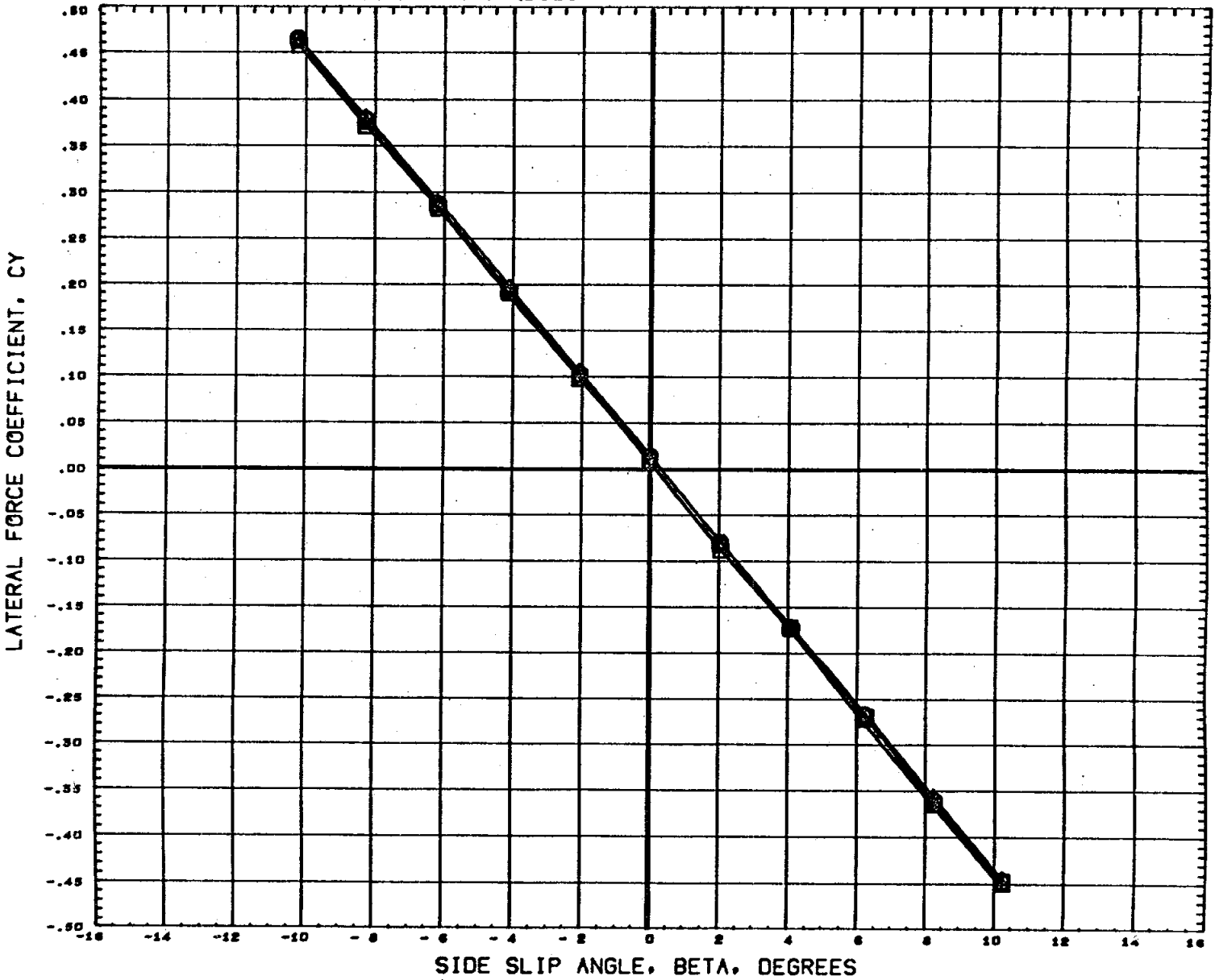
EFFECT OF INCIDENCE ANGLE ON STABILITY



DATA SET SYMBOL	CONFIGURATION DESCRIPTION	PHI	ORBINC	RUDDER	AILRON	REFERENCE INFORMATION
(C77019)	M556 (IA1) NAR ATP BL LV (O1) (T1) (S1)	80.000	-1.200	0.000	0.000	SREF 7.4190 SQ. IN.
(C77015)	M556 (IA1) NAR ATP BL LV (O1) (T1) (S1)	80.000	0.000	0.000	0.000	LREF 5.3120 IN.
(C77021)	M556 (IA1) NAR ATP BL LV (O2) (T1) (S1)	80.000	-1.200	0.000	0.000	SREF 5.3120 IN.
(C77017)	M556 (IA1) NAR ATP BL LV (O2) (T1) (S1)	80.000	0.000	0.000	0.000	XMRP 4.8200 IN. YMRP 0.0000 IN. ZMRP 0.0000 IN. SCALE 0.0040

MACH .90

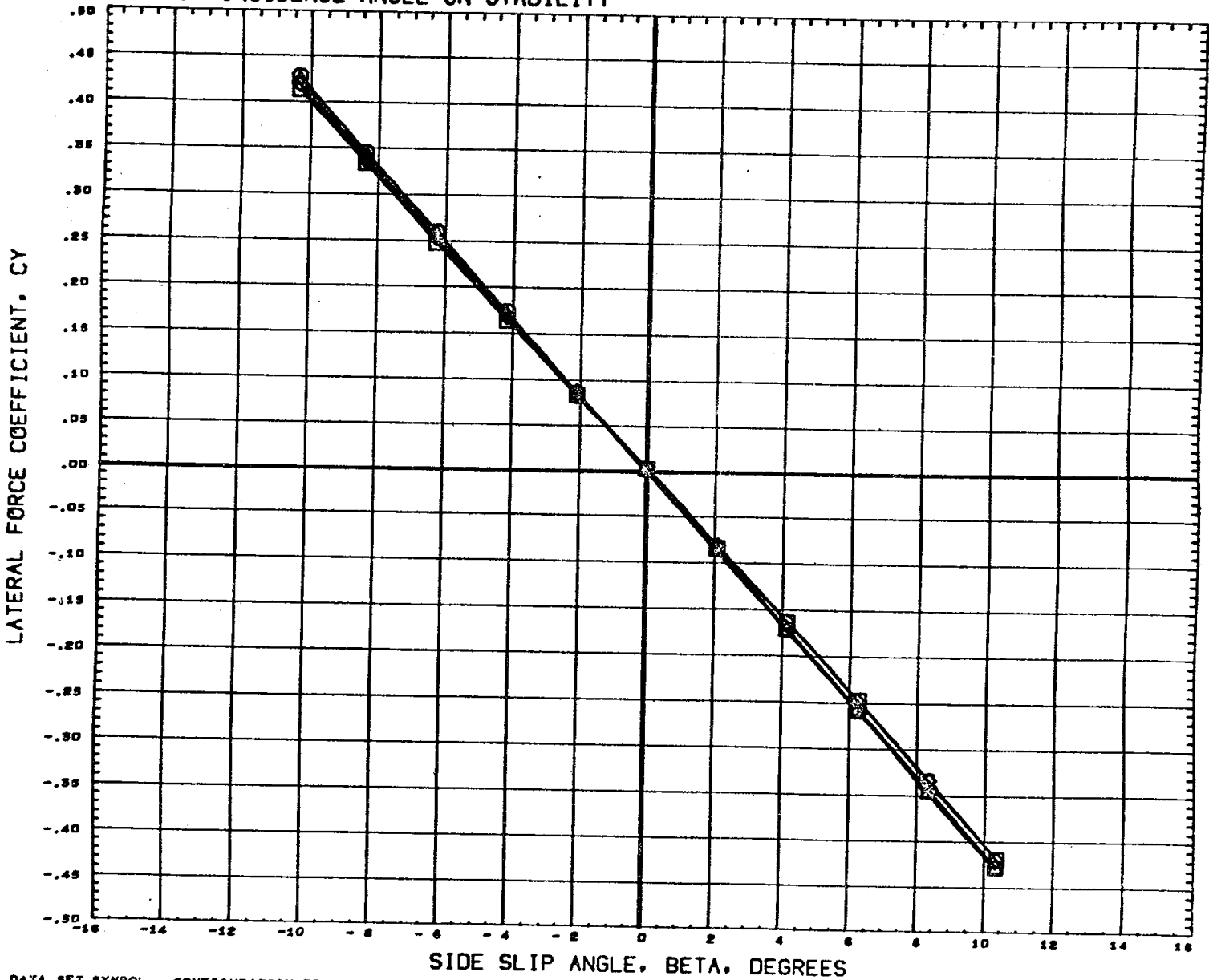
EFFECT OF INCIDENCE ANGLE ON STABILITY



DATA SET SYMBOL	CONFIGURATION DESCRIPTION	PHI	ORBINC	RUDDER	AILRON	REFERENCE INFORMATION
(C77019)	M556 (IA1) NAR ATP BL LV (O1) (T1) (S1)	80.000	-1.200	0.000	0.000	SREF 7.4190 80. IN.
(C77015)	M556 (IA1) NAR ATP BL LV (O1) (T1) (S1)	80.000	0.000	0.000	0.000	LREF 9.5120 IN.
(C77021)	M556 (IA1) NAR ATP BL LV (O2) (T1) (S1)	80.000	-1.200	0.000	0.000	BREF 9.5120 IN.
(C77017)	M556 (IA1) NAR ATP BL LV (O2) (T1) (S1)	80.000	0.000	0.000	0.000	XMRP 4.8200 IN.
						YMRP 0.0000 IN.
						ZMRP 0.0000 IN.
						SCALE 0.0040

MACH 1.00

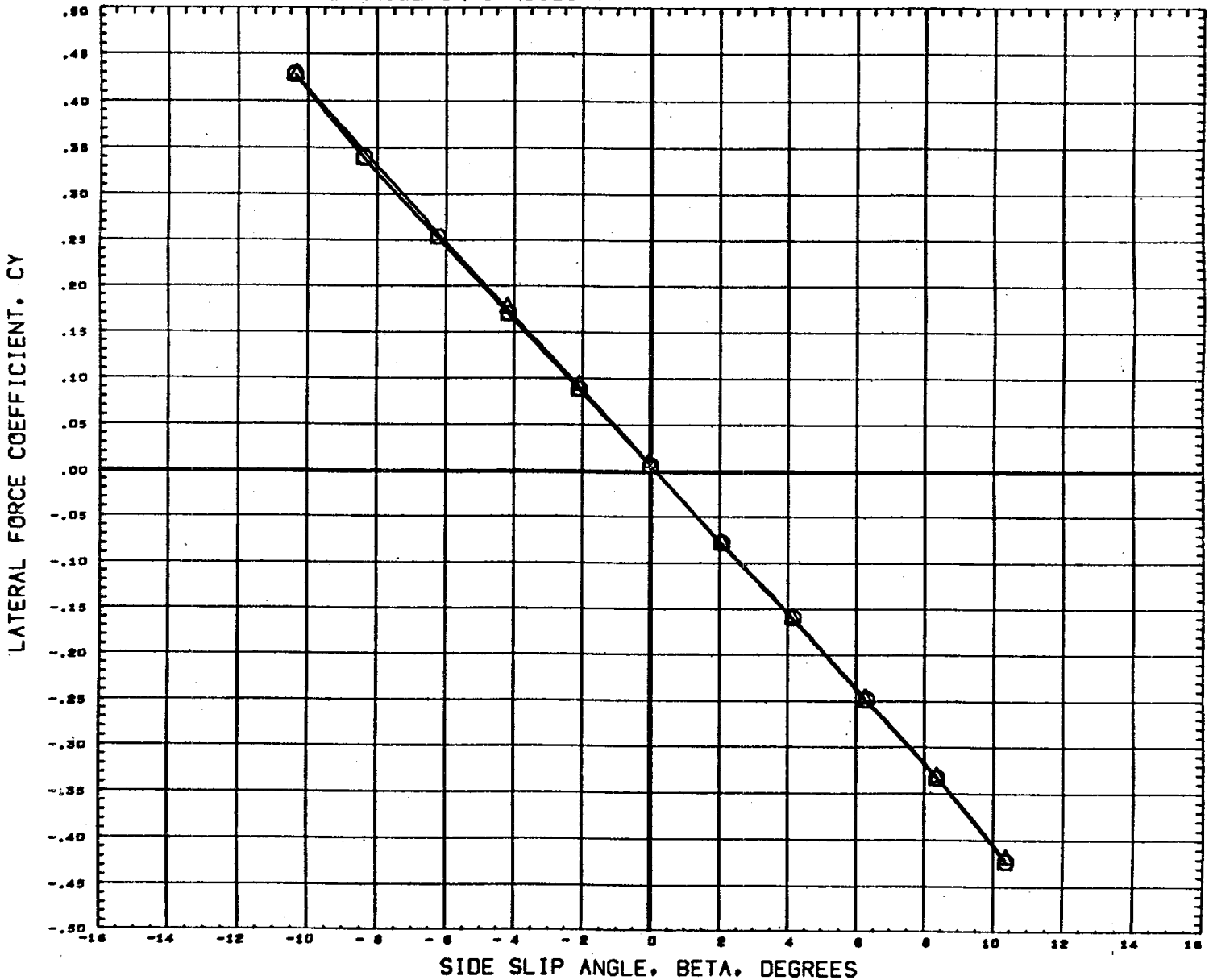
EFFECT OF INCIDENCE ANGLE ON STABILITY



DATA SET SYMBOL	CONFIGURATION DESCRIPTION	PHI	ORBINC	RUDDER	AILRON	REFERENCE INFORMATION
(C77019)	M556 (IA1) NAR ATP BL LV (O1) (T1) (S1)	80.000	-1.200	0.000	0.000	SREF 7.4190 30. IN.
(C77015)	M556 (IA1) NAR ATP BL LV (O1) (T1) (S1)	80.000	0.000	0.000	0.000	LREF 5.3120 IN.
(C77021)	M556 (IA1) NAR ATP BL LV (O2) (T1) (S1)	80.000	-1.200	0.000	0.000	BREF 5.3120 IN.
(C77017)	M556 (IA1) NAR ATP BL LV (O2) (T1) (S1)	80.000	0.000	0.000	0.000	XNRP 4.6200 IN. YNRP 0.0000 IN. ZNRP 0.0000 IN. SCALE 0.0040

MACH 1.20

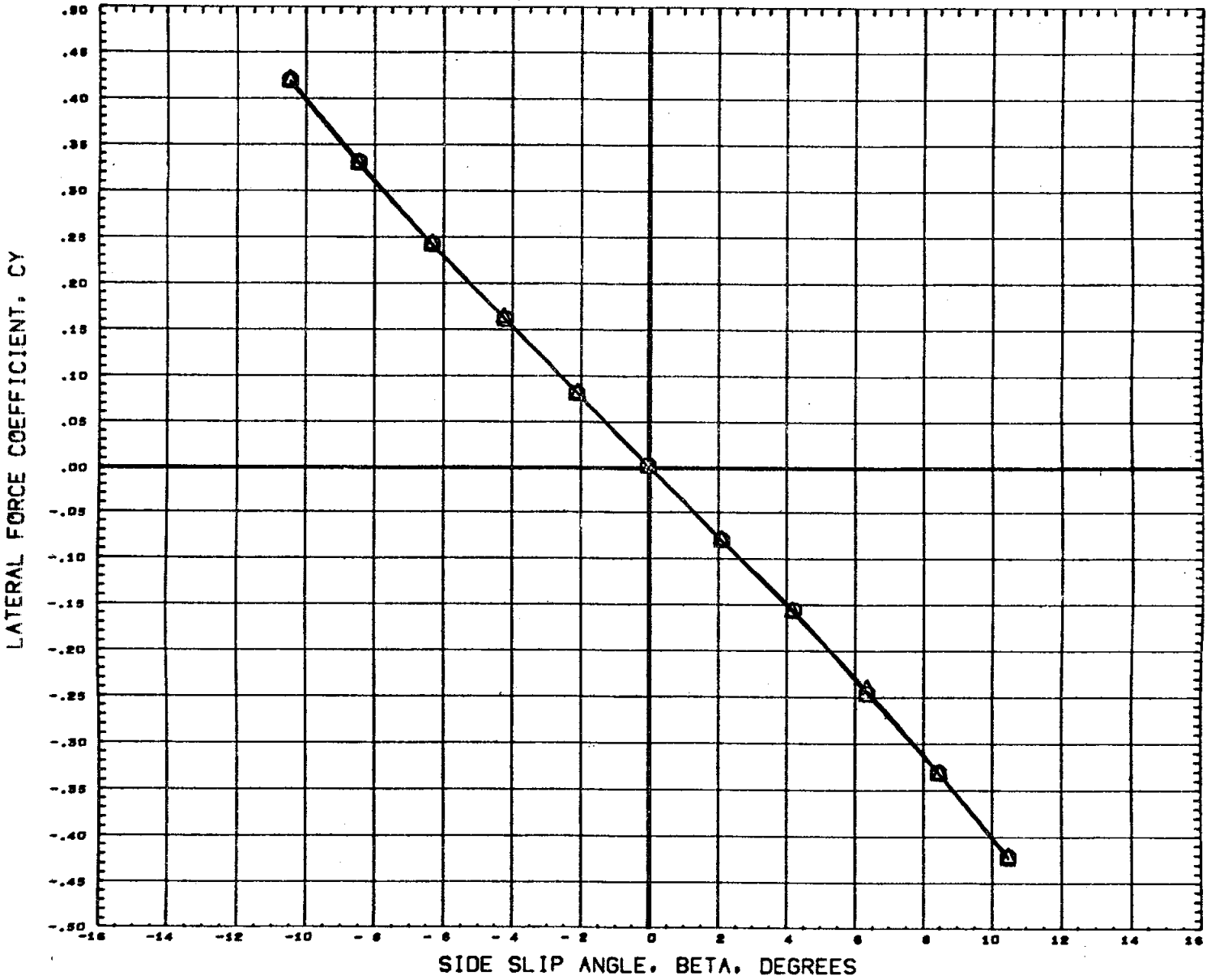
EFFECT OF INCIDENCE ANGLE ON STABILITY



DATA SET SYMBOL	CONFIGURATION DESCRIPTION	PHI	ORBINC	RUDDER	AILRON	REFERENCE INFORMATION
(C77019)	M556 (IA1) NAR ATP BL LV (O1) (T1) (S1)	80.000	-1.200	0.000	0.000	SREF 7.4190 90 IN.
(C77015)	M556 (IA1) NAR ATP BL LV (O1) (T1) (S1)	80.000	0.000	0.000	0.000	LREF 5.3120 IN.
(C77021)	DATA NOT AVAILABLE FOR ALL CONDITIONS	80.000	-1.200	0.000	0.000	BREF 5.3120 IN.
(C77017)	DATA NOT AVAILABLE FOR ALL CONDITIONS	80.000	0.000	0.000	0.000	XMRP 4.8200 IN.
						YMRP 0.0000 IN.
						ZMRP 0.0000 IN.
						SCALE 0.0040

MACH 1.46

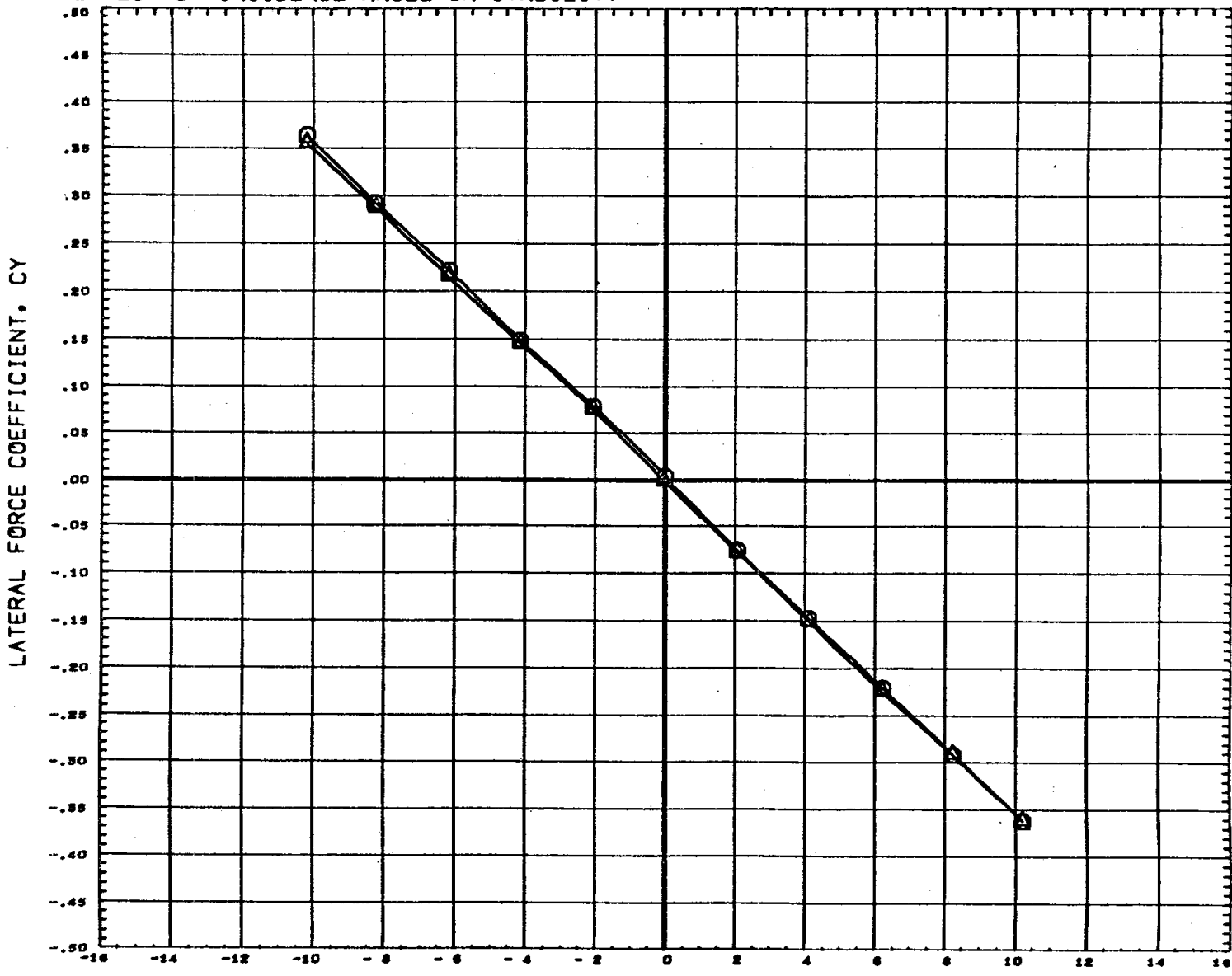
EFFECT OF INCIDENCE ANGLE ON STABILITY



DATA SET SYMBOL	CONFIGURATION DESCRIPTION	PHI	ORBINC	RUDDER	AILRON	REFERENCE INFORMATION
(C77019)	H556 (IA1) NAR ATP BL LV (O1) (T1) (S1)	80.000	-1.200	0.000	0.000	SREF 7.4190 30. IN.
(C77015)	H556 (IA1) NAR ATP BL LV (O1) (T1) (S1)	80.000	0.000	0.000	0.000	LREF 5.3120 IN.
(C77021)	DATA NOT AVAILABLE FOR ALL CONDITIONS	80.000	-1.200	0.000	0.000	BREF 5.3120 IN.
(C77017)	DATA NOT AVAILABLE FOR ALL CONDITIONS	80.000	0.000	0.000	0.000	XMRP 4.8200 IN.
						YMRP 0.0000 IN.
						ZMRP 0.0000 IN.
						SCALE 0.0040

MACH 1.97

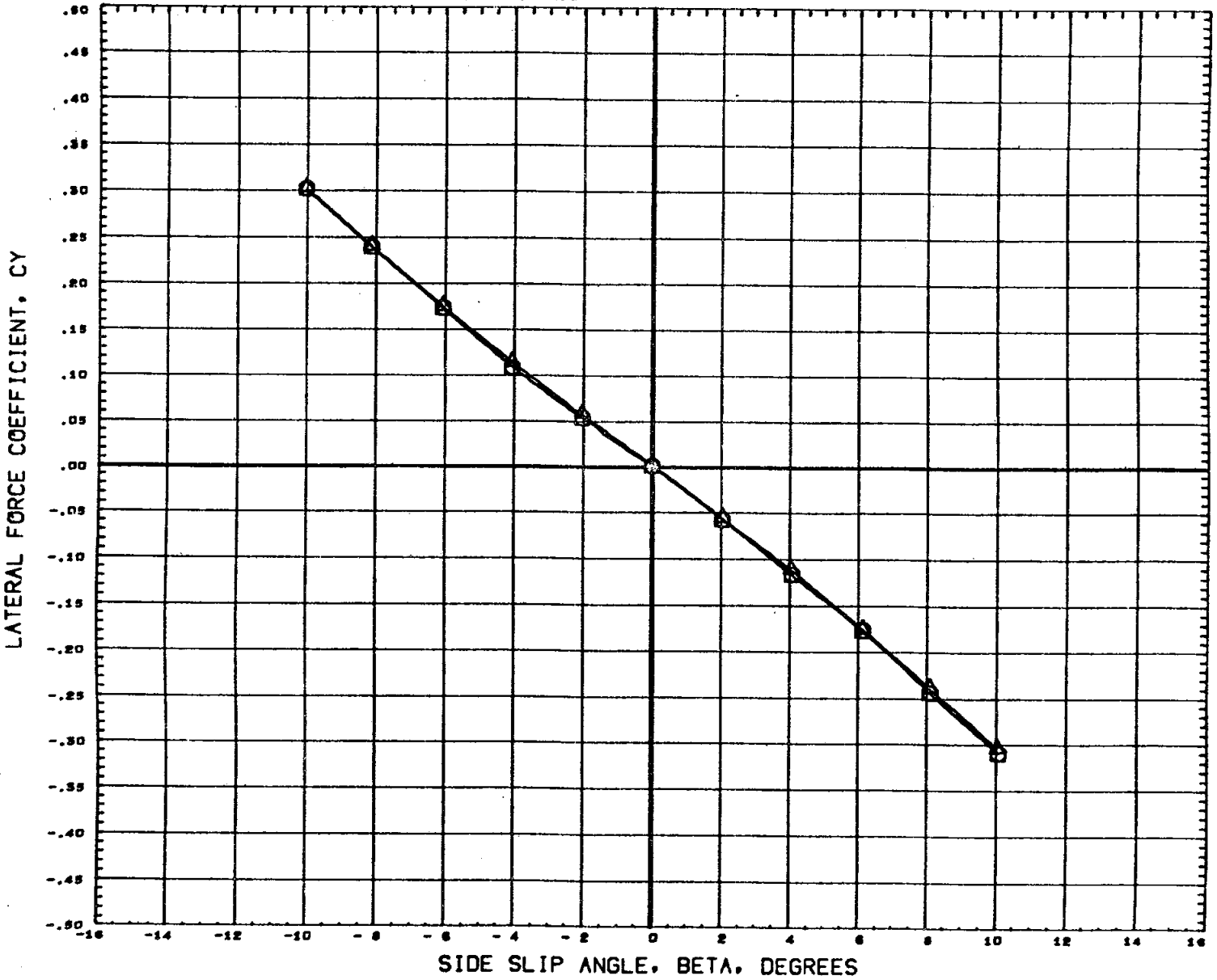
EFFECT OF INCIDENCE ANGLE ON STABILITY



DATA SET SYMBOL	CONFIGURATION DESCRIPTION	PHI	ORBINC	RUDDER	AILRON	REFERENCE INFORMATION
(C77D19)	M556 (IA1) NAR ATP BL LV (O1) (T1) (S1)	80.000	-1.200	0.000	0.000	SREF 7.4190 sq. IN.
(C77D15)	M556 (IA1) NAR ATP BL LV (O1) (T1) (S1)	80.000	0.000	0.000	0.000	LREF 5.3120 IN.
(C77D21)	DATA NOT AVAILABLE FOR ALL CONDITIONS	80.000	-1.200	0.000	0.000	BREF 5.3120 IN.
(C77D17)	DATA NOT AVAILABLE FOR ALL CONDITIONS	80.000	0.000	0.000	0.000	XMRP 4.8200 IN.
						YMRP 0.0000 IN.
						ZMRP 0.0000 IN.
						SCALE 0.0040

MACH 2.99

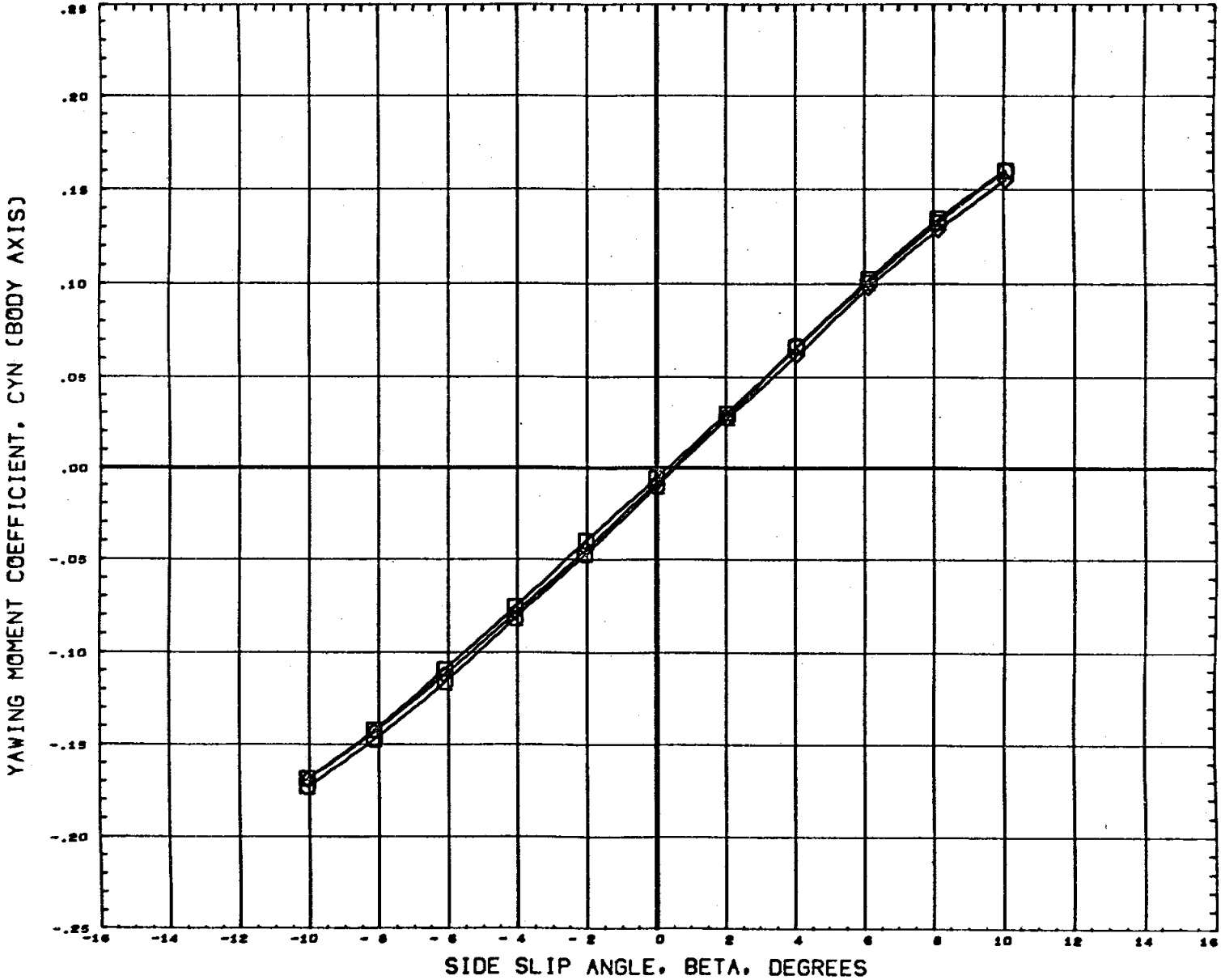
EFFECT OF INCIDENCE ANGLE ON STABILITY



DATA SET SYMBOL	CONFIGURATION DESCRIPTION	PHI	ORBINC	RUDDER	AILRON	REFERENCE INFORMATION
(C77019)	M556 (IA1) NAR ATP BL LV (O1) (T1) (S1)	80.000	-1.200	0.000	0.000	SREF 7.4190 SQ. IN.
(C77015)	M556 (IA1) NAR ATP BL LV (O1) (T1) (S1)	80.000	0.000	0.000	0.000	LREF 5.3120 IN.
(C77021)	DATA NOT AVAILABLE FOR ALL CONDITIONS	80.000	-1.200	0.000	0.000	BREF 5.3120 IN.
(C77017)	DATA NOT AVAILABLE FOR ALL CONDITIONS	80.000	0.000	0.000	0.000	XHRP 4.8200 IN.
						YHRP 0.0000 IN.
						ZHRP 0.0000 IN.
						SCALE 0.0040

MACH 4.96

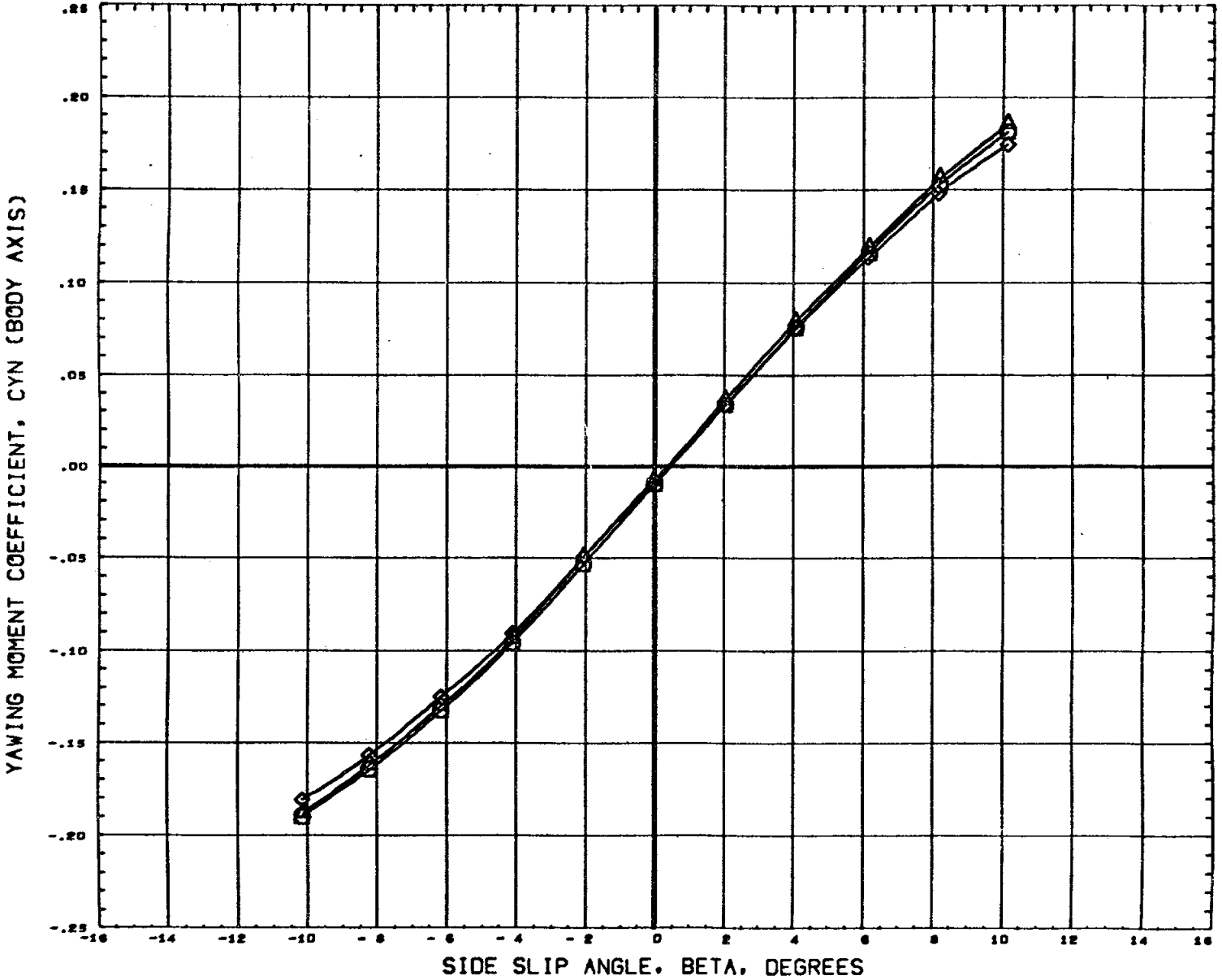
EFFECT OF INCIDENCE ANGLE ON STABILITY



DATA SET SYMBOL	CONFIGURATION DESCRIPTION	PHI	ORBINC	RUDDER	AILRON	REFERENCE INFORMATION
(C77019)	M556 (IA1) NAR ATP BL LV (O1) (T1) (S1)	80.000	-1.200	0.000	0.000	SREF 7.4190 38. IN.
(C77015)	DATA NOT AVAILABLE FOR ALL CONDITIONS	80.000	0.000	0.000	0.000	LREF 5.3120 IN.
(C77021)	M556 (IA1) NAR ATP BL LV (O2) (T1) (S1)	80.000	-1.200	0.000	0.000	BREF 5.3120 IN.
(C77017)	M556 (IA1) NAR ATP BL LV (O2) (T1) (S1)	80.000	0.000	0.000	0.000	XMRP 4.8200 IN.
						YMRP 0.0000 IN.
						ZMRP 0.0000 IN.
						SCALE 0.0040

MACH .60

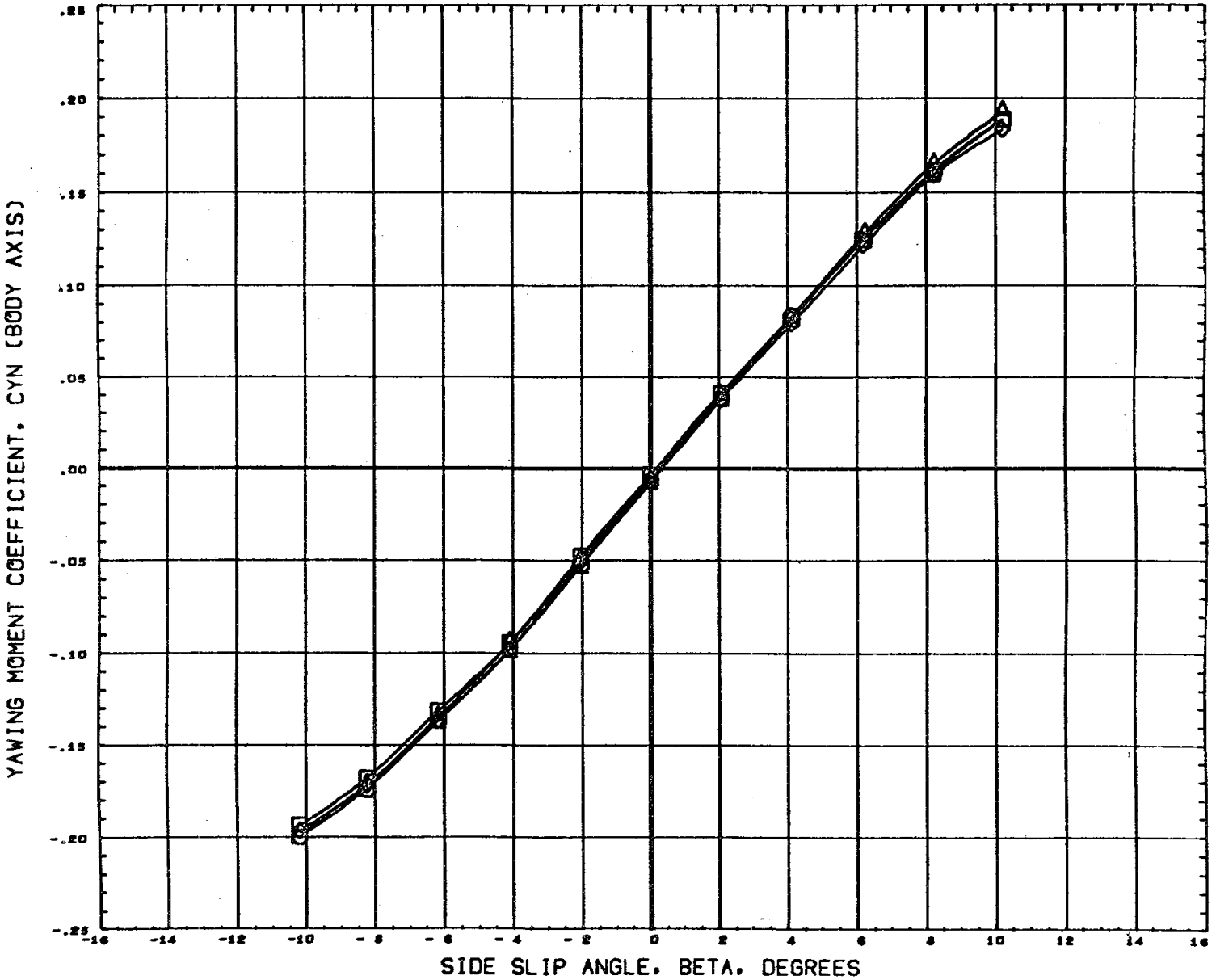
EFFECT OF INCIDENCE ANGLE ON STABILITY



DATA SET SYMBOL	CONFIGURATION DESCRIPTION	PHI	ORBINC	RUDDER	AILRON	REFERENCE INFORMATION
(C77019)	M556 (IA1) NAR ATP BL LV (O1) (T1) (S1)	80.000	-1.200	0.000	0.000	SREF 7.4190 96 IN.
(C77015)	M556 (IA1) NAR ATP BL LV (O1) (T1) (S1)	80.000	0.000	0.000	0.000	LREF 9.3120 IN.
(C77021)	M556 (IA1) NAR ATP BL LV (O2) (T1) (S1)	80.000	-1.200	0.000	0.000	BREF 9.3120 IN.
(C77017)	DATA NOT AVAILABLE FOR ALL CONDITIONS	80.000	0.000	0.000	0.000	XHRP 4.8200 IN. YHRP 0.0000 IN. ZHRP 0.0000 IN. SCALE 0.0040

MACH .80

EFFECT OF INCIDENCE ANGLE ON STABILITY

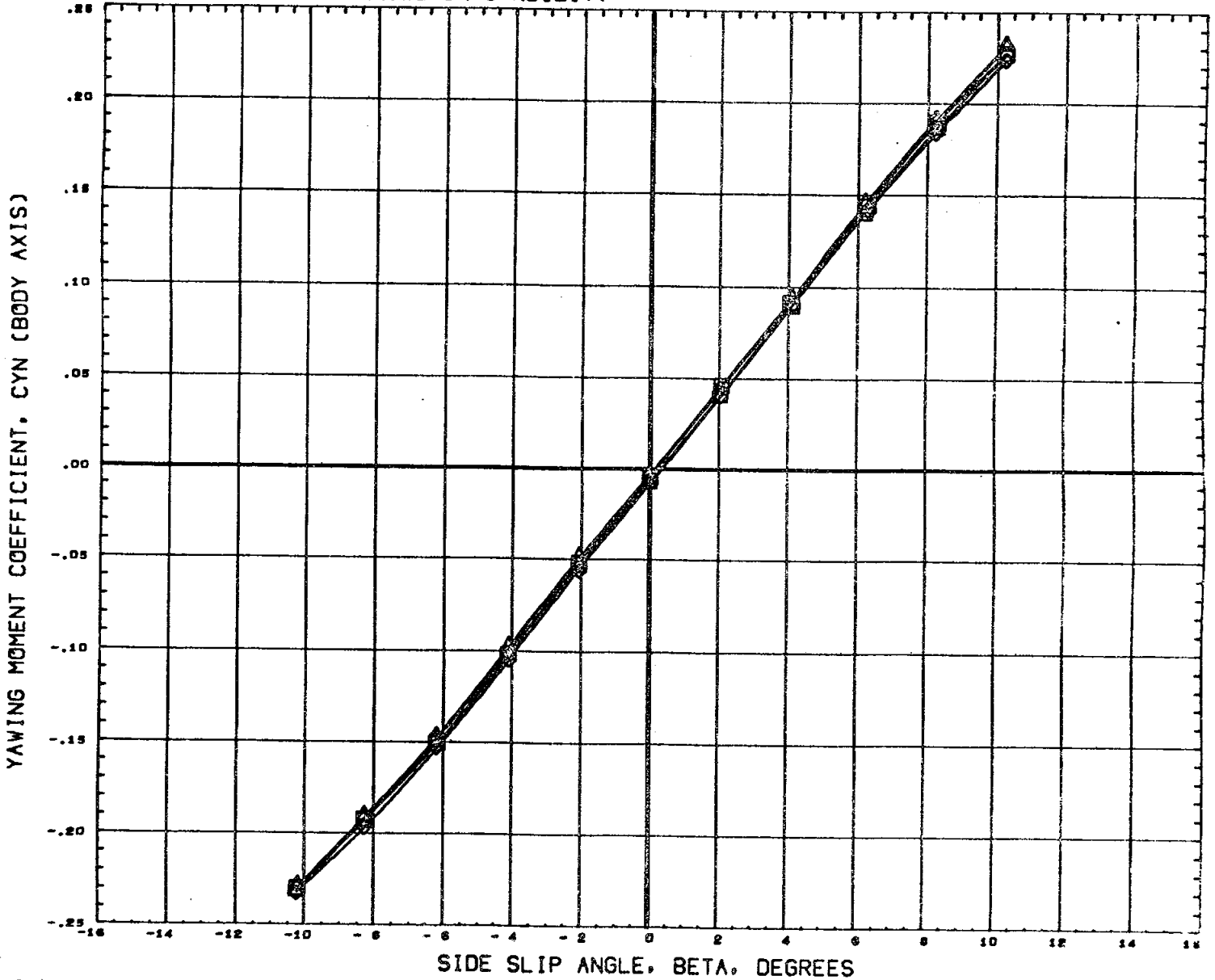


DATA SET SYMBOL	CONFIGURATION DESCRIPTION	PHI	ORBINC	RUDDER	AILRON	REFERENCE INFORMATION
(C77019)	M556 (IA1) NAR ATP BL LV (O1) (T1) (S1)	80.000	-1.200	0.000	0.000	SREF 7.4190 SQ. IN.
(C77015)	M556 (IA1) NAR ATP BL LV (O1) (T1) (S1)	80.000	0.000	0.000	0.000	LREF 5.3120 IN.
(C77021)	M556 (IA1) NAR ATP BL LV (O2) (T1) (S1)	80.000	-1.200	0.000	0.000	BREF 5.3120 IN.
(C77017)	M556 (IA1) NAR ATP BL LV (O2) (T1) (S1)	80.000	0.000	0.000	0.000	XMRP 4.8200 IN.
						YMRP 0.0000 IN.
						ZMRP 0.0000 IN.
						SCALE 0.0040

MACH .90

PAGE 279

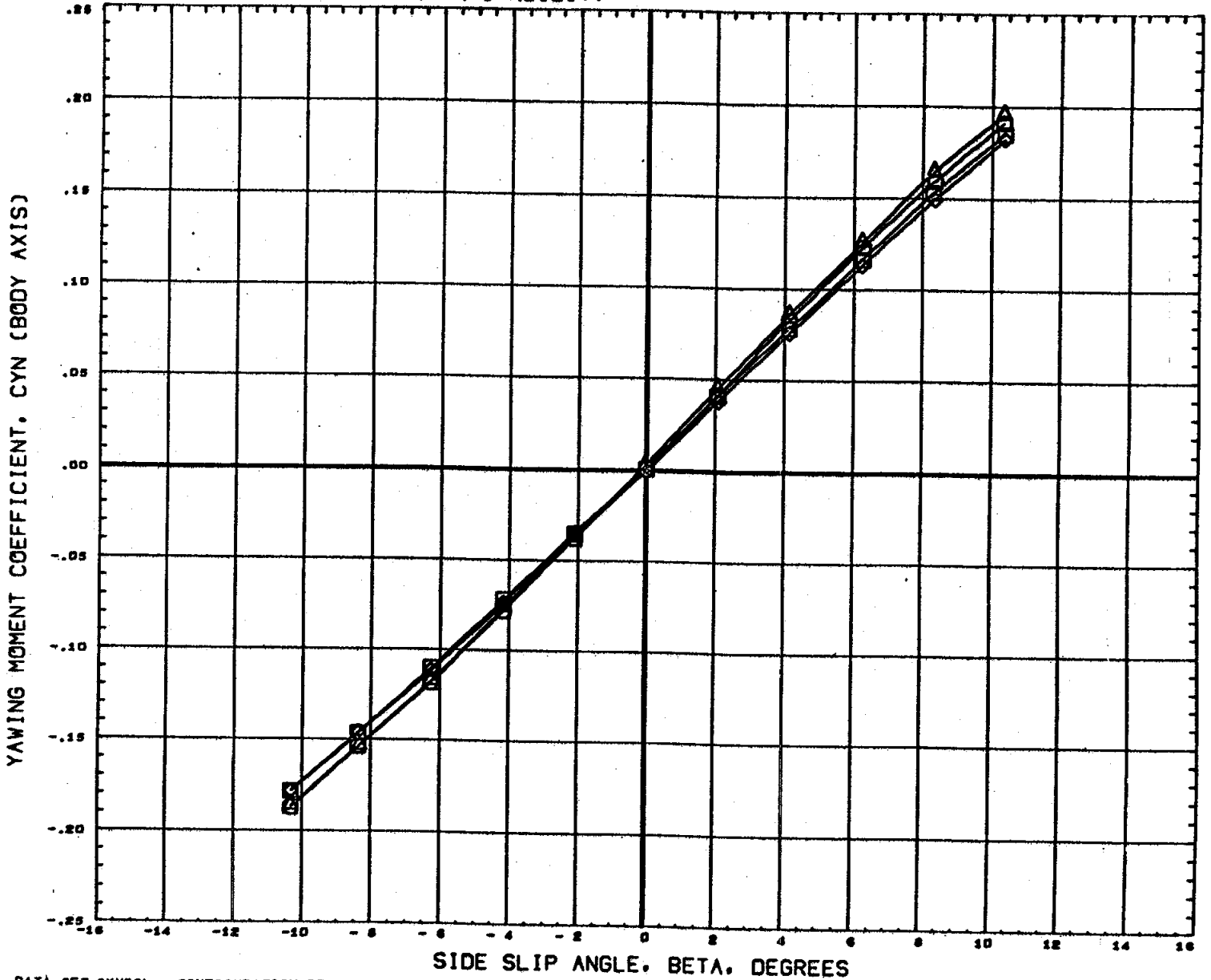
EFFECT OF INCIDENCE ANGLE ON STABILITY



DATA SET SYMBOL	CONFIGURATION DESCRIPTION	PHI	ORBINC	RUDDER	AILRON	REFERENCE INFORMATION
(C77019)	M556 (IA1) NAR ATP BL LV (O1) (T1) (S1)	80.000	-1.200	0.000	0.000	SREF 7.4190 SQ. IN.
(C77015)	M556 (IA1) NAR ATP BL LV (O1) (T1) (S1)	80.000	0.000	0.000	0.000	LREF 5.3120 IN.
(C77021)	M556 (IA1) NAR ATP BL LV (O2) (T1) (S1)	80.000	-1.200	0.000	0.000	BREF 5.3120 IN.
(C77017)	M556 (IA1) NAR ATP BL LV (O2) (T1) (S1)	80.000	0.000	0.000	0.000	XMRP 4.6200 IN.
						YMRP 0.0000 IN.
						ZMRP 0.0000 IN.
						SCALE 0.0040

MACH 1.00

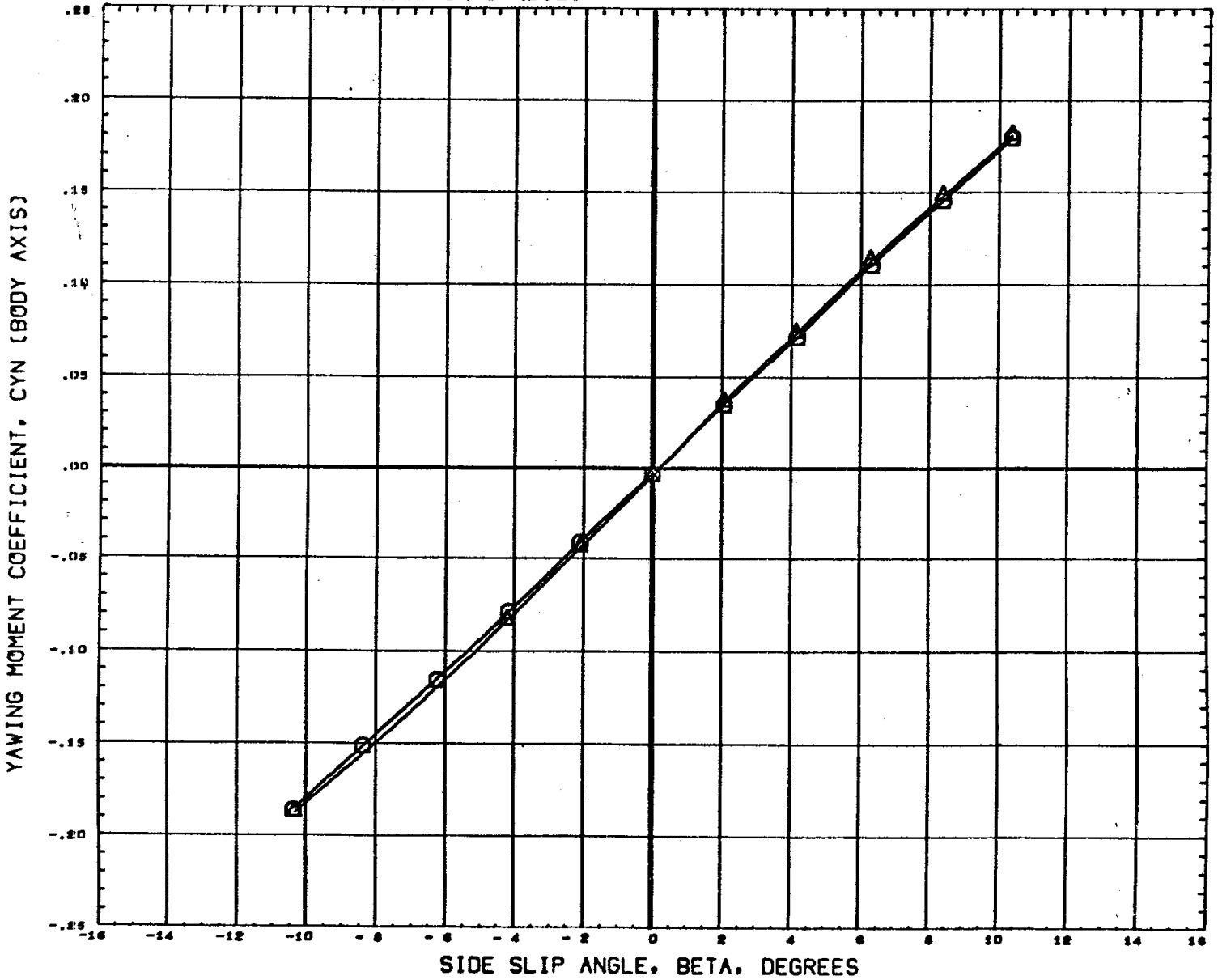
EFFECT OF INCIDENCE ANGLE ON STABILITY



DATA SET SYMBOL	CONFIGURATION DESCRIPTION	PHI	ORBINC	RUDDER	AILRON	REFERENCE INFORMATION
(C77019)	M556 (IA1) NAR ATP BL LV (O1) (T1) (S1)	80.000	-1.200	0.000	0.000	SREF 7.4190 sq. in.
(C77015)	M556 (IA1) NAR ATP BL LV (O1) (T1) (S1)	80.000	0.000	0.000	0.000	LREF 9.3120 in.
(C77021)	M556 (IA1) NAR ATP BL LV (O2) (T1) (S1)	80.000	-1.200	0.000	0.000	BREF 9.3120 in.
(C77017)	M556 (IA1) NAR ATP BL LV (O2) (T1) (S1)	80.000	0.000	0.000	0.000	XHRP 4.8200 in.
						YHRP 0.0000 in.
						ZHRP 0.0000 in.
						SCALE 0.0040

MACH 1.20

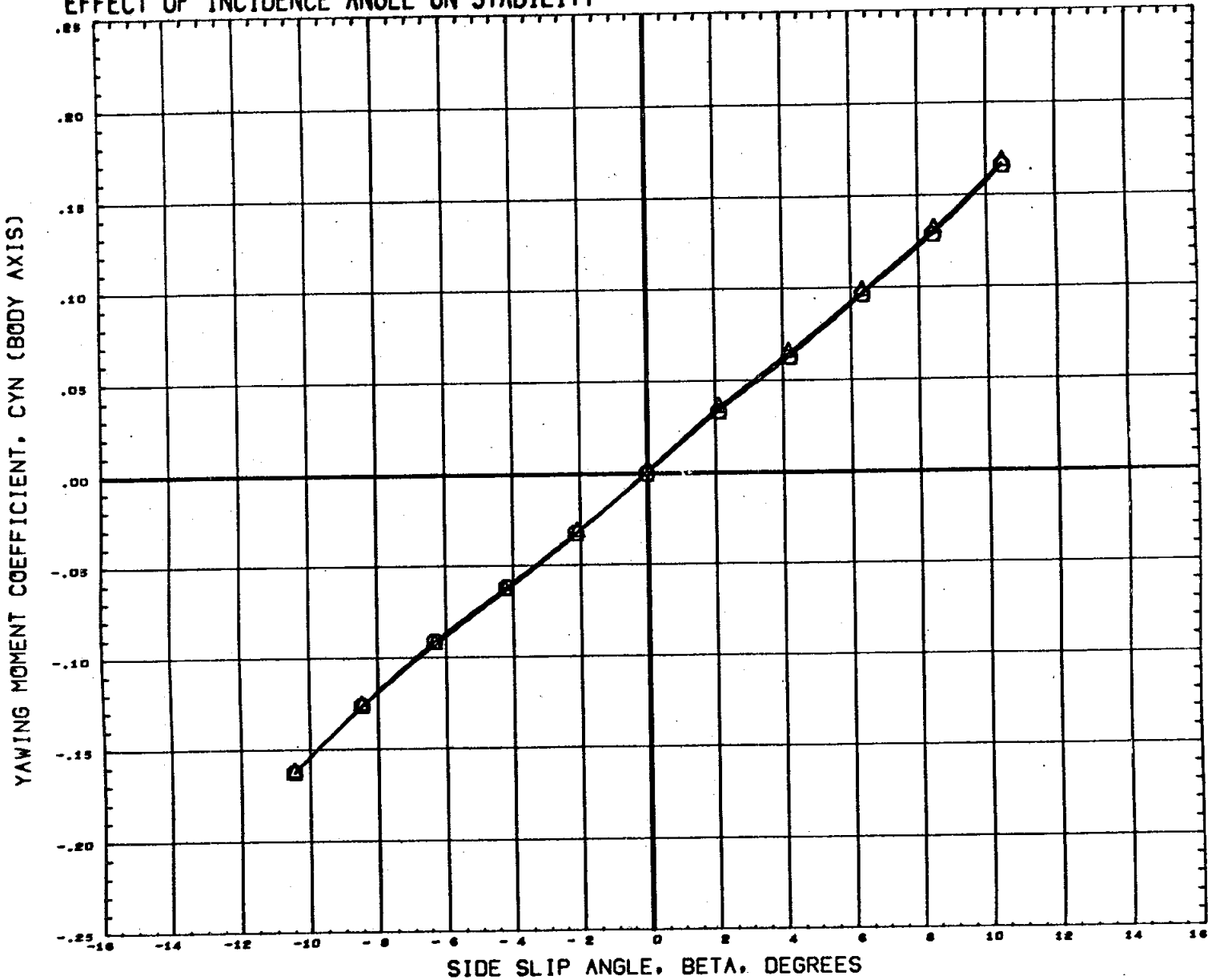
EFFECT OF INCIDENCE ANGLE ON STABILITY



DATA SET SYMBOL	CONFIGURATION DESCRIPTION	PHI	ORBINC	RUDDER	AILRON	REFERENCE INFORMATION
(C77019)	M556 (IA1) NAR ATP BL LV (O1) (T1) (S1)	80.000	-1.200	0.000	0.000	SREF 7.4190 IN.
(C77015)	M556 (IA1) NAR ATP BL LV (O1) (T1) (S1)	80.000	0.000	0.000	0.000	LREF 5.3120 IN.
(C77021)	DATA NOT AVAILABLE FOR ALL CONDITIONS	80.000	-1.200	0.000	0.000	BREF 5.3120 IN.
(C77017)	DATA NOT AVAILABLE FOR ALL CONDITIONS	80.000	0.000	0.000	0.000	XMRP 4.8200 IN.
						YMRP 0.0000 IN.
						ZMRP 0.0000 IN.
						SCALE 0.0040

MACH 1.46

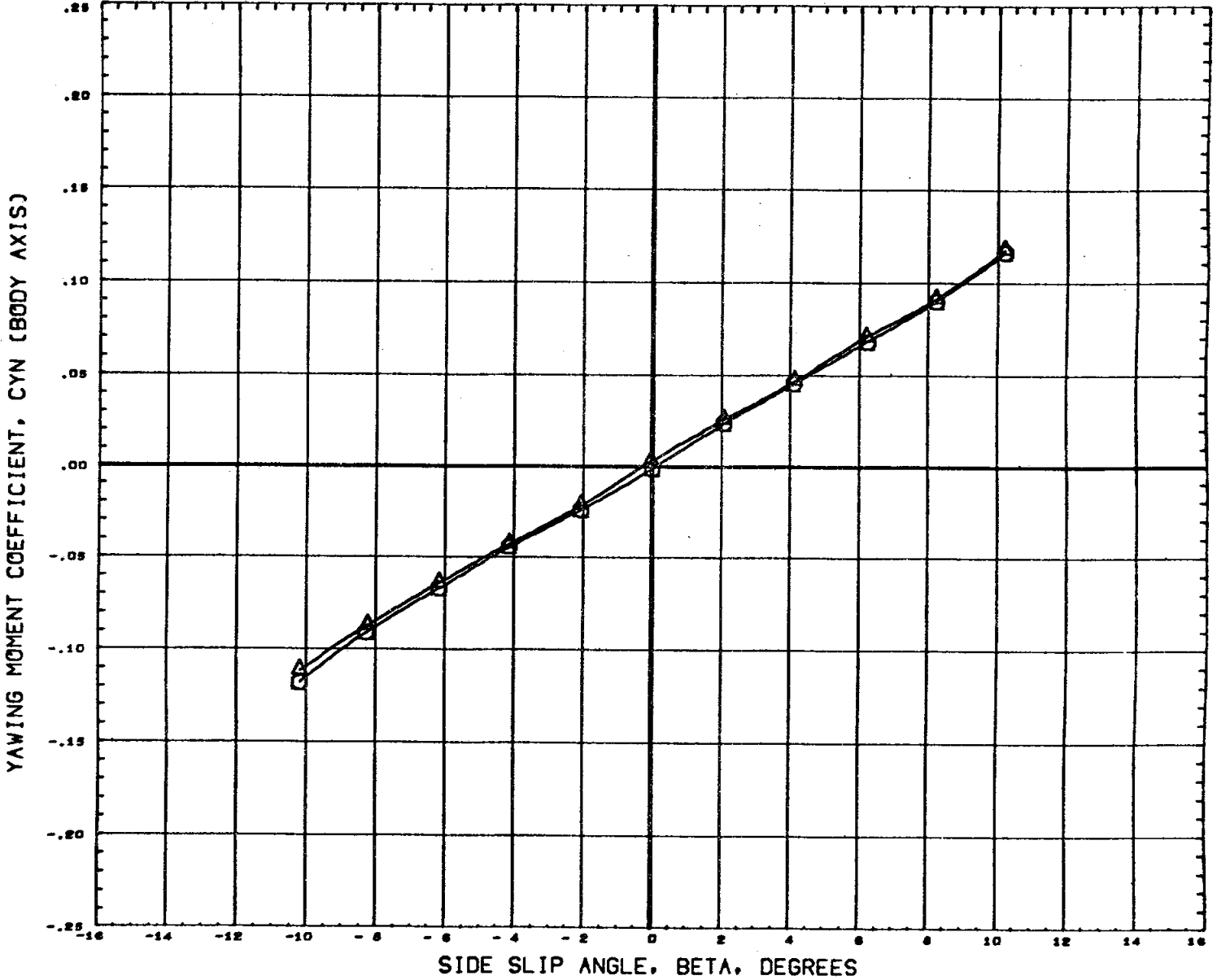
EFFECT OF INCIDENCE ANGLE ON STABILITY



DATA SET SYMBOL	CONFIGURATION DESCRIPTION	PHI	ORBINC	RUDDER	AILRON	REFERENCE INFORMATION
(C77019)	M556 (IA1) NAR ATP BL LV (O1) (T1) (S1)	80.000	-1.200	0.000	0.000	SREF 7.4190 SQ. IN.
(C77015)	M556 (IA1) NAR ATP BL LV (O1) (T1) (S1)	80.000	0.000	0.000	0.000	LREF 5.3120 IN.
(C77021)	DATA NOT AVAILABLE FOR ALL CONDITIONS	80.000	-1.200	0.000	0.000	BREF 5.3120 IN.
(C77017)	DATA NOT AVAILABLE FOR ALL CONDITIONS	80.000	0.000	0.000	0.000	XMRP 4.8200 IN.
						YMRP 0.0000 IN.
						ZMRP 0.0000 IN.
						SCALE 0.0040

MACH 1.97

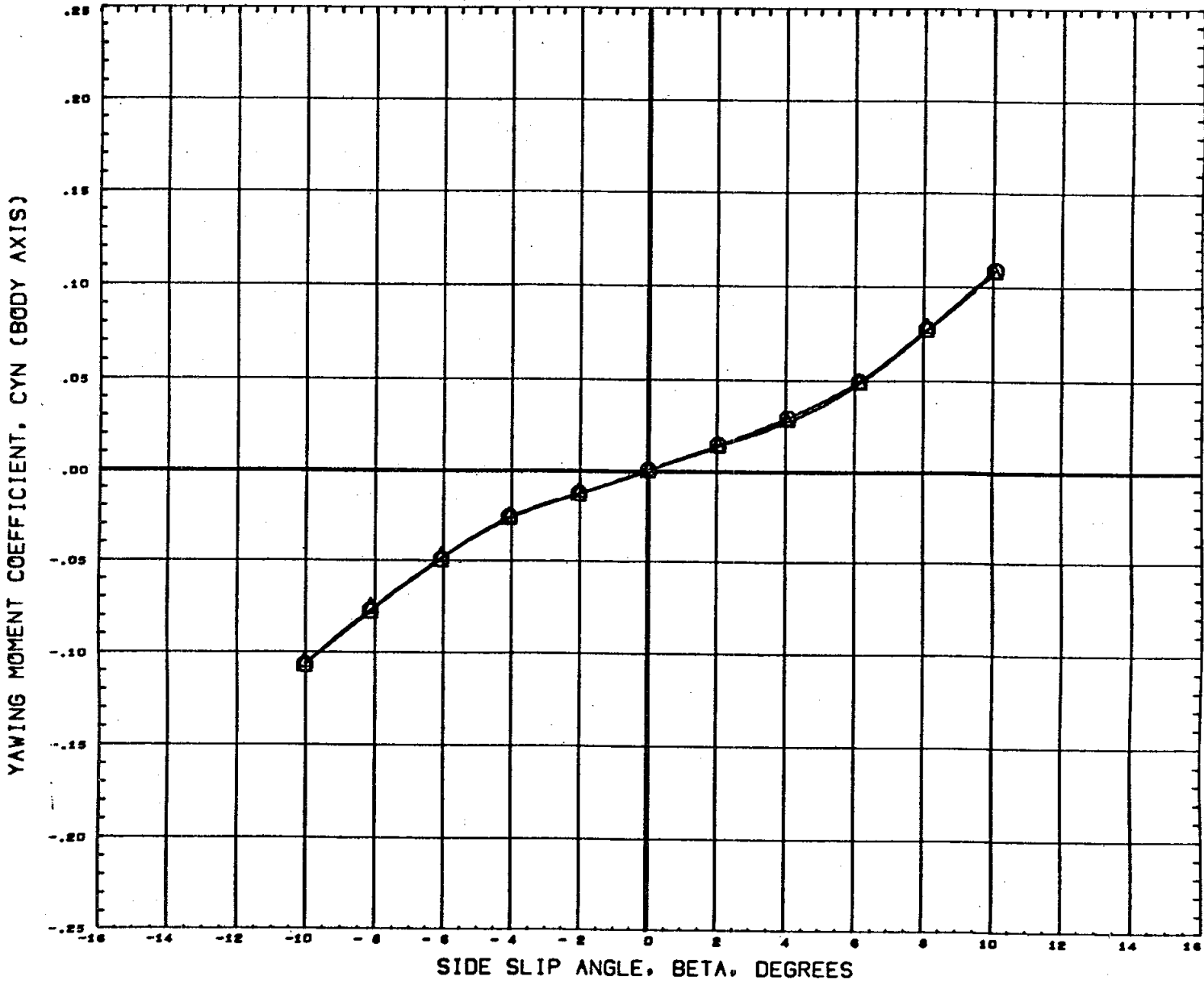
EFFECT OF INCIDENCE ANGLE ON STABILITY



DATA SET SYMBOL	CONFIGURATION DESCRIPTION	PHI	ORBINC	RUDDER	AILRON	REFERENCE INFORMATION
(C77019)	M556 (IA1) NAR ATP BL LV (O1) (T1) (S1)	80.000	-1.200	0.000	0.000	SREF 7.4190 SQ. IN.
(C77015)	M556 (IA1) NAR ATP BL LV (O1) (T1) (S1)	80.000	0.000	0.000	0.000	LREF 5.3120 IN.
(C77021)	DATA NOT AVAILABLE FOR ALL CONDITIONS	80.000	-1.200	0.000	0.000	SREF 5.3120 IN.
(C77617)	DATA NOT AVAILABLE FOR ALL CONDITIONS	80.000	0.000	0.000	0.000	XHRP 4.8200 IN. YHRP 0.0000 IN. ZHRP 0.0000 IN. SCALE 0.0040

MACH 2.99

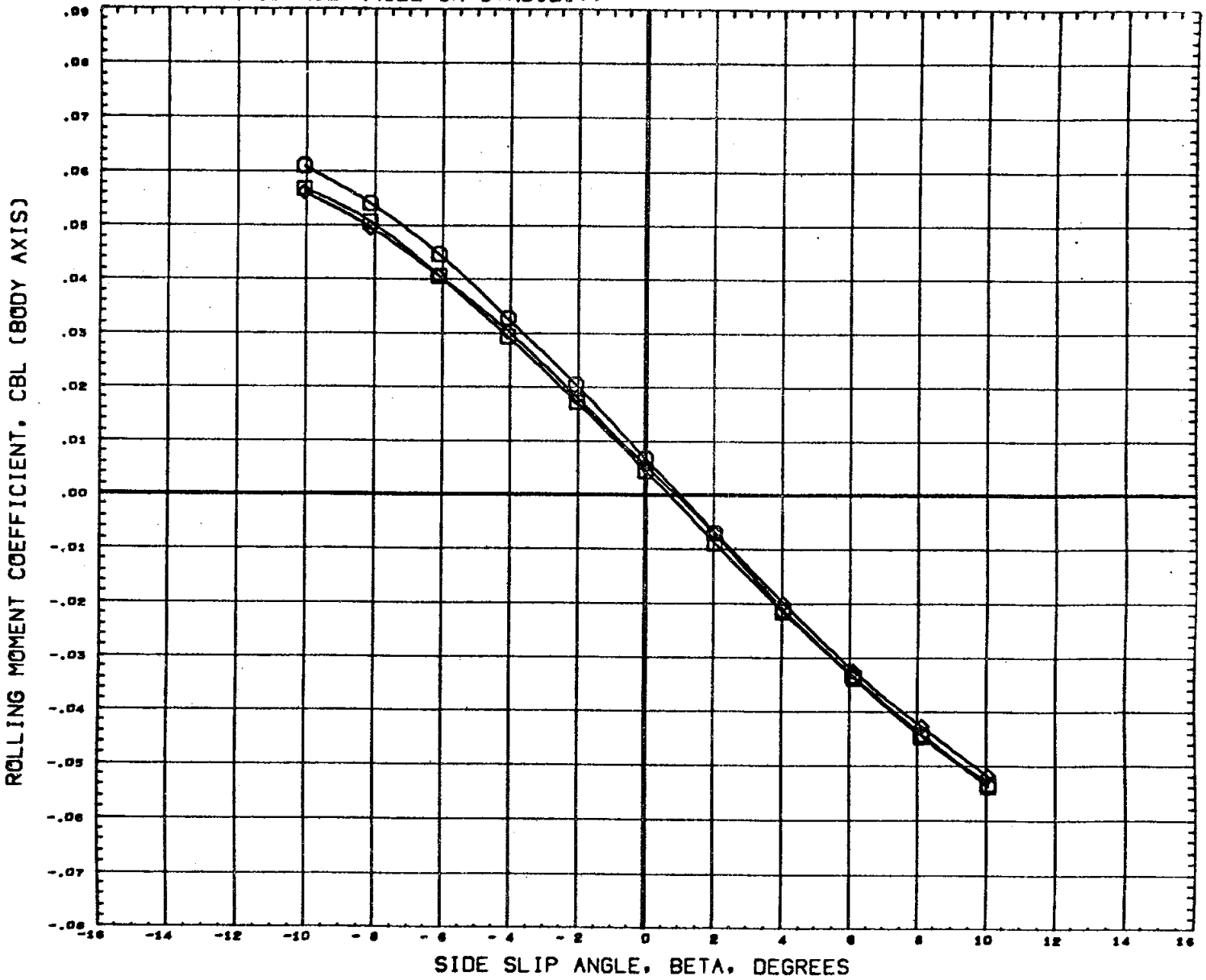
EFFECT OF INCIDENCE ANGLE ON STABILITY



DATA SET SYMBOL	CONFIGURATION DESCRIPTION	PHI	ORBINC	RUDDER	AILRON	REFERENCE INFORMATION
(C77019)	M556 (IAS) NAR ATP BL LV (O1) (T1) (S1)	80.000	-1.200	0.000	0.000	BREF 7.4190 SQ. IN.
(C77015)	M556 (IAS) NAR ATP BL LV (O1) (T1) (S1)	80.000	0.000	0.000	0.000	LREF 5.3120 IN.
(C77021)	DATA NOT AVAILABLE FOR ALL CONDITIONS	80.000	-1.200	0.000	0.000	BREF 5.3120 IN.
(C77017)	DATA NOT AVAILABLE FOR ALL CONDITIONS	80.000	0.000	0.000	0.000	XNRP 4.8200 IN.
						YNRP 0.0000 IN.
						ZNRP 0.0000 IN.
						SCALE 0.0040

MACH 4.96

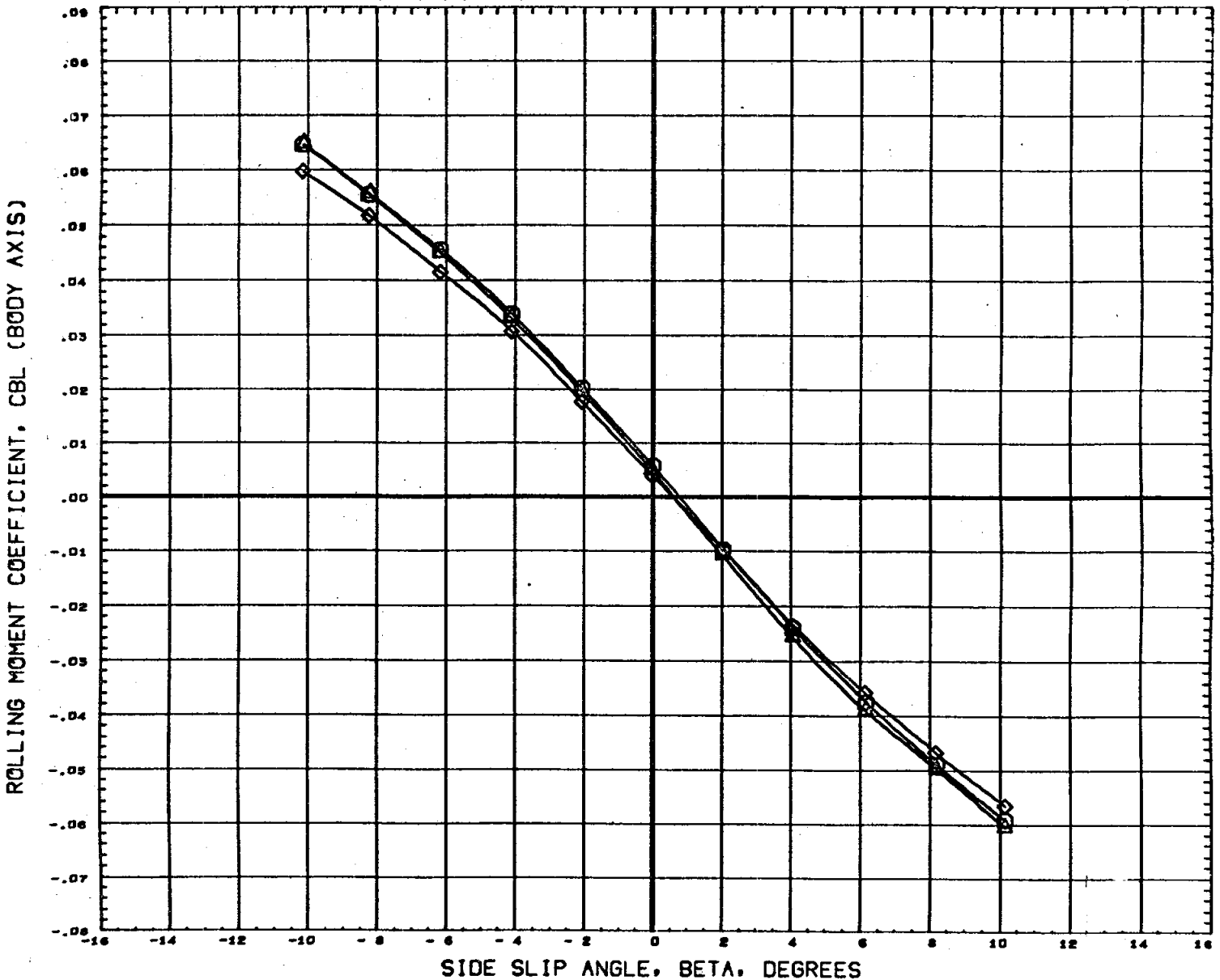
EFFECT OF INCIDENCE ANGLE ON STABILITY



DATA SET SYMBOL	CONFIGURATION DESCRIPTION	PHI	ORBINC	RUDDER	AILRON	REFERENCE INFORMATION
(C77019)	M556 (IA1) NAR ATP BL LV (01) (T1) (S1)	80.000	-1.200	0.000	0.000	SREF 7.4190 SQ. IN.
(C77015)	DATA NOT AVAILABLE FOR ALL CONDITIONS	80.000	0.000	0.000	0.000	LREF 5.3120 IN.
(C77021)	M556 (IA1) NAR ATP BL LV (02) (T1) (S1)	80.000	-1.200	0.000	0.000	BREF 5.3120 IN.
(C77017)	M556 (IA1) NAR ATP BL LV (02) (T1) (S1)	80.000	0.000	0.000	0.000	XMRP 4.8200 IN. YMRP 0.0000 IN. ZMRP 0.0000 IN. SCALE 0.0040

MACH .60

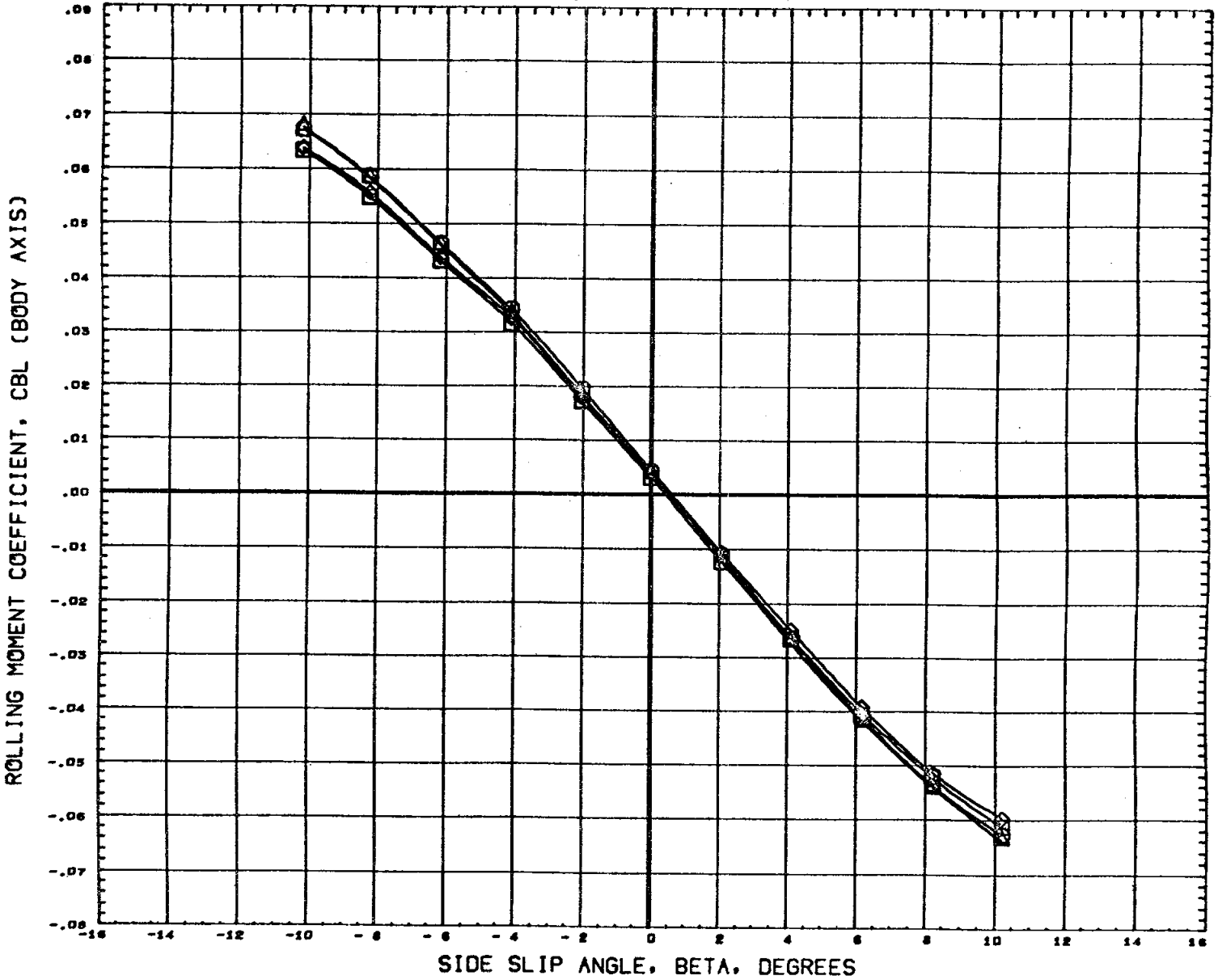
EFFECT OF INCIDENCE ANGLE ON STABILITY



DATA SET SYMBOL	CONFIGURATION DESCRIPTION	PHI	ORBINC	RUDDER	AILRON	REFERENCE INFORMATION
(C77019)	M556 (IA1) NAR ATP BL LV (O1) (T1) (S1)	80.000	-1.200	0.000	0.000	SREF 7.4190 sq. in.
(C77015)	M556 (IA1) NAR ATP BL LV (O1) (T1) (S1)	80.000	0.000	0.000	0.000	LREF 5.3120 in.
(C77021)	M556 (IA1) NAR ATP BL LV (O2) (T1) (S1)	80.000	-1.200	0.000	0.000	BREF 5.3120 in.
(C77017)	DATA NOT AVAILABLE FOR ALL CONDITIONS	80.000	0.000	0.000	0.000	XMRP 4.8200 in. YMRP 0.0000 in. ZMRP 0.0000 in. SCALE 0.0040

MACH .80

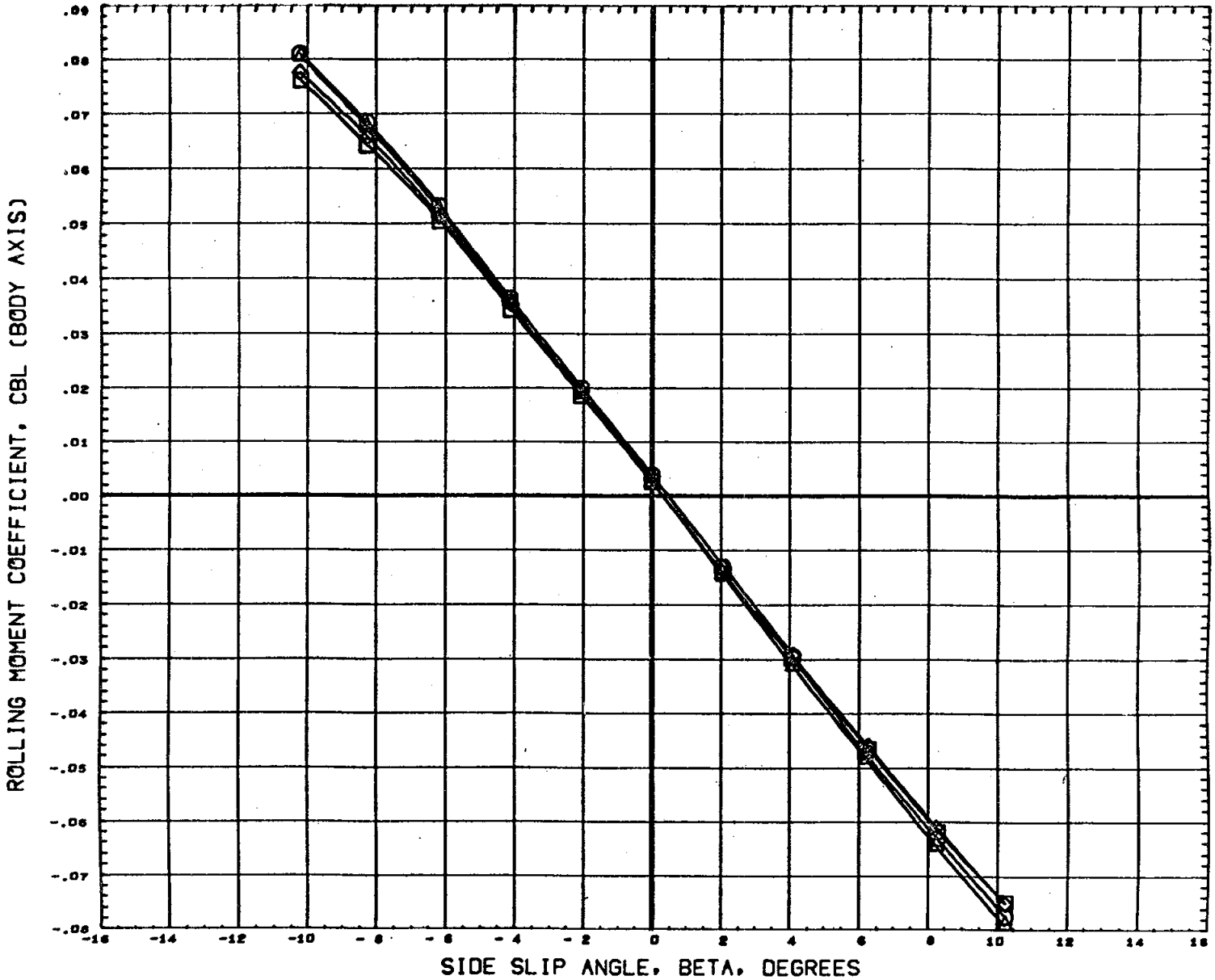
EFFECT OF INCIDENCE ANGLE ON STABILITY



DATA SET SYMBOL	CONFIGURATION DESCRIPTION	PHI	ORBINC	RUDDER	AILRON	REFERENCE INFORMATION
(C77019)	M556 (IA1) NAR ATP BL LV (01) (T1) (S1)	80.000	-1.200	0.000	0.000	SREF 7.4190 SQ. IN.
(C77015)	M556 (IA1) NAR ATP BL LV (01) (T1) (S1)	80.000	0.000	0.000	0.000	LREF 5.3120 IN.
(C77021)	M556 (IA1) NAR ATP BL LV (02) (T1) (S1)	80.000	-1.200	0.000	0.000	BREF 5.3120 IN.
(C77017)	M556 (IA1) NAR ATP BL LV (02) (T1) (S1)	80.000	0.000	0.000	0.000	XMRP 4.8200 IN. YMRP 0.0000 IN. ZMRP 0.0000 IN. SCALE 0.0040

MACH .90

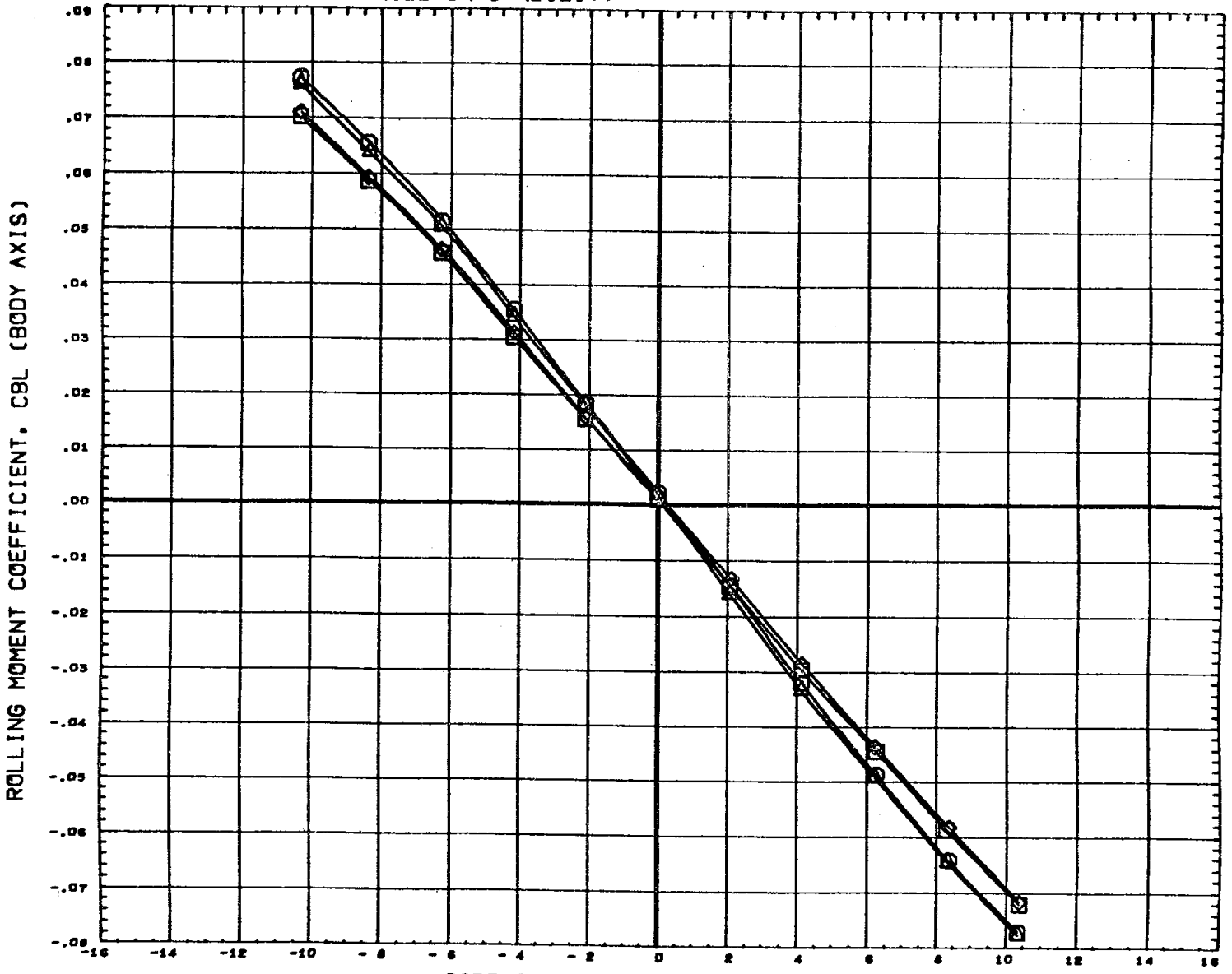
EFFECT OF INCIDENCE ANGLE ON STABILITY



DATA SET SYMBOL	CONFIGURATION DESCRIPTION	PHI	ORBINC	RUDDER	AILRON	REFERENCE INFORMATION
(C77D19)	N556 (IA1) NAR ATP BL LV (O1) (T1) (S1)	80.000	-1.200	0.000	0.000	SREF 7.4190 32. IN.
(C77D15)	N556 (IA1) NAR ATP BL LV (O1) (T1) (S1)	80.000	0.000	0.000	0.000	LREF 5.3120 IN.
(C77D21)	N556 (IA1) NAR ATP BL LV (O2) (T1) (S1)	80.000	-1.200	0.000	0.000	BREF 5.3120 IN.
(C77D17)	N556 (IA1) NAR ATP BL LV (O2) (T1) (S1)	80.000	0.000	0.000	0.000	XMRP 4.6200 IN.
						YMRP 0.0000 IN.
						ZMRP 0.0000 IN.
						SCALE 0.0040

MACH 1.00

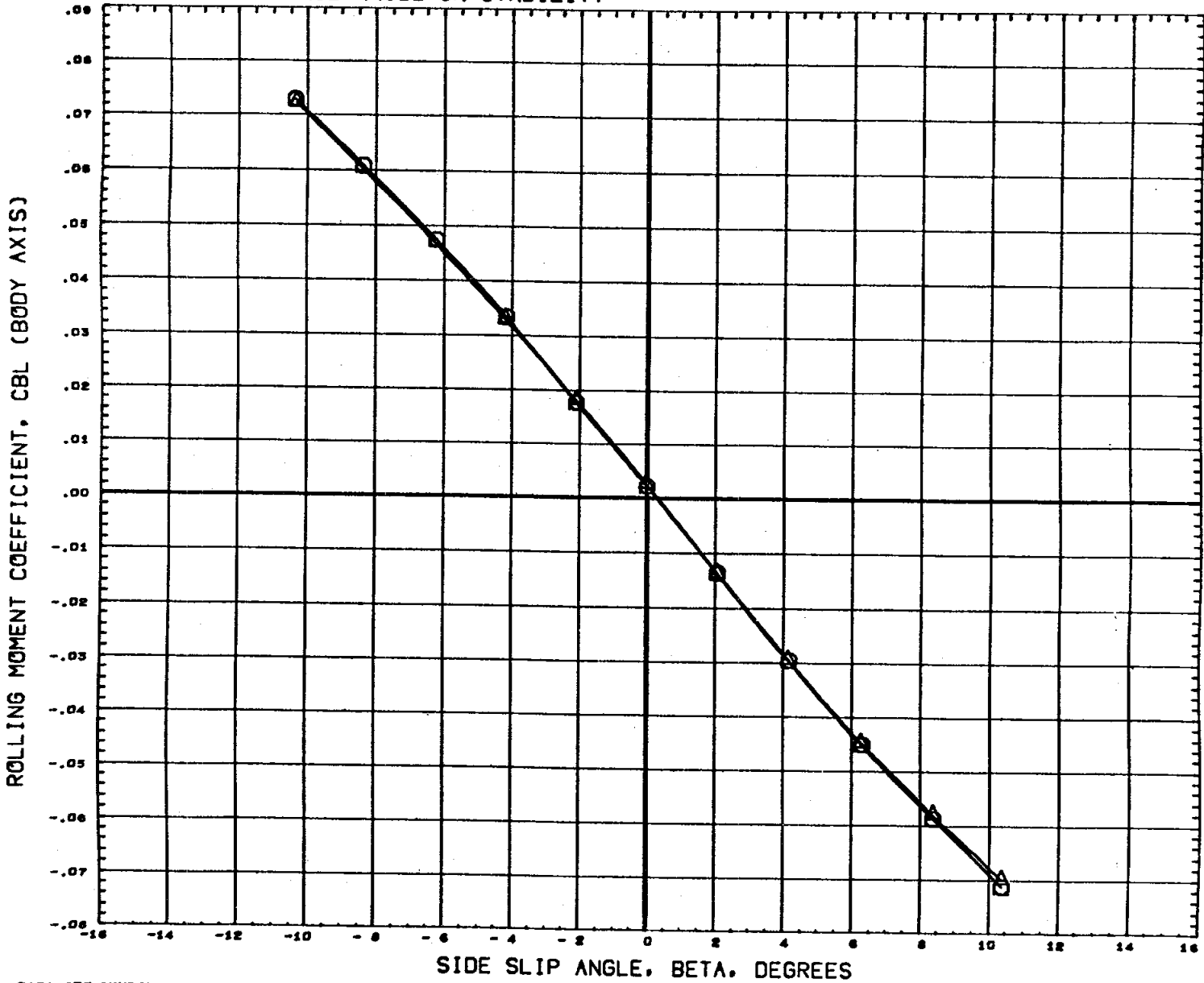
EFFECT OF INCIDENCE ANGLE ON STABILITY



DATA SET SYMBOL	CONFIGURATION DESCRIPTION	PHI	ORBINC	RUDDER	AILRON	REFERENCE INFORMATION
(C77019)	M556 (IA1) NAR ATP BL LV (O1) (T1) (S1)	80.000	-1.200	0.000	0.000	SREF 7.4190 sq. IN.
(C77015)	M556 (IA1) NAR ATP BL LV (O1) (T1) (S1)	80.000	0.000	0.000	0.000	LREF 5.3120 IN.
(C77021)	M556 (IA1) NAR ATP BL LV (O2) (T1) (S1)	80.000	-1.200	0.000	0.000	BREF 5.3120 IN.
(C77017)	M556 (IA1) NAR ATP BL LV (O2) (T1) (S1)	80.000	0.000	0.000	0.000	XMRP 4.8200 IN. YMRP 0.0000 IN. ZMRP 0.0000 IN. SCALE 0.0040

MACH 1.20

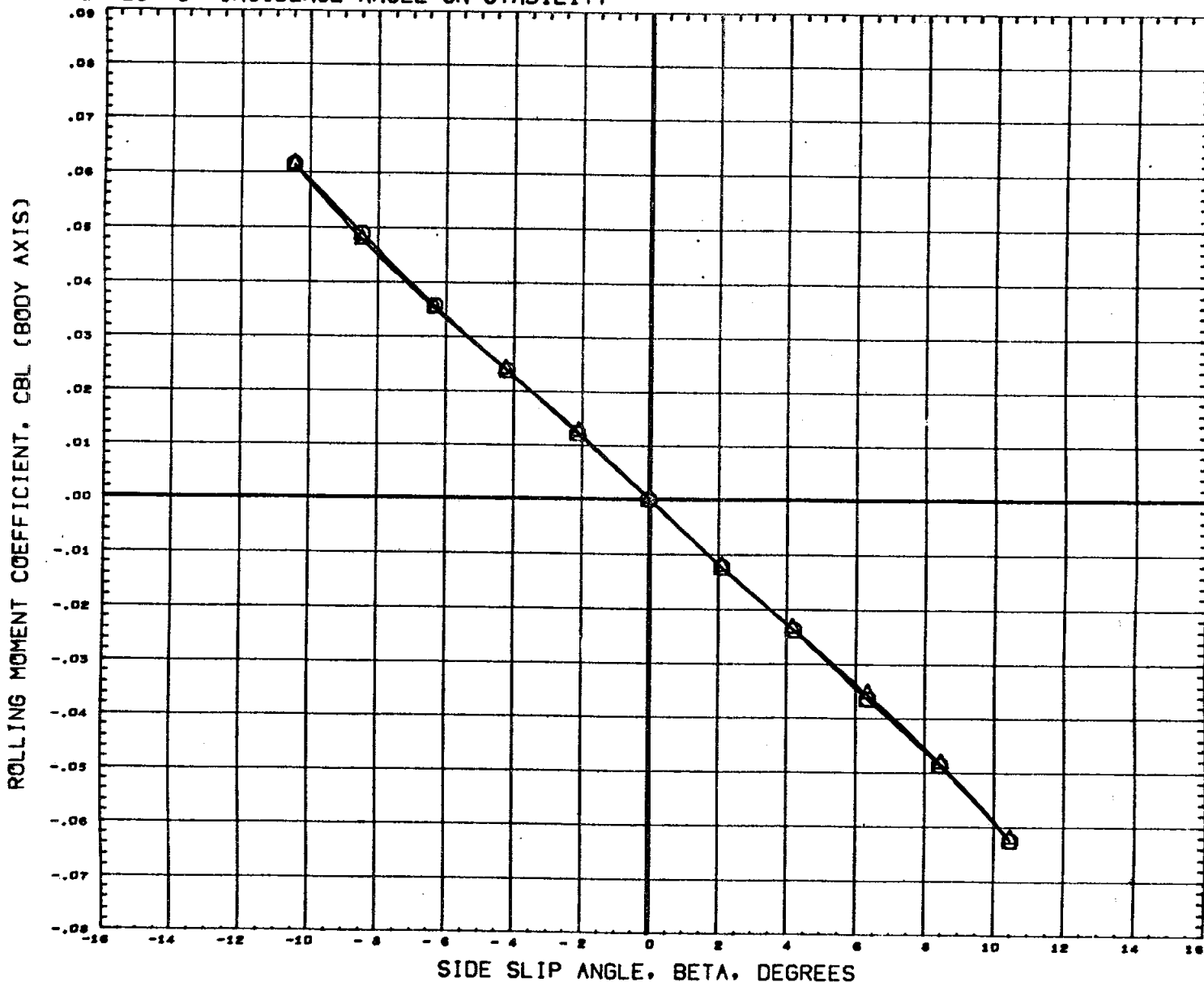
EFFECT OF INCIDENCE ANGLE ON STABILITY



DATA SET SYMBOL	CONFIGURATION DESCRIPTION	PHI	ORBINC	RUDDER	AILRON	REFERENCE INFORMATION
(C77019)	M556 (IA1) NAR ATP BL LV (O1) (T1) (S1)	80.000	-1.200	0.000	0.000	SREF 7.4190 98. IN.
(C77015)	M556 (IA1) NAR ATP BL LV (O1) (T1) (S1)	80.000	0.000	0.000	0.000	LREF 5.3120 IN.
(C77021)	DATA NOT AVAILABLE FOR ALL CONDITIONS	80.000	-1.200	0.000	0.000	BREF 5.3120 IN.
(C77017)	DATA NOT AVAILABLE FOR ALL CONDITIONS	80.000	0.000	0.000	0.000	XMRP 4.8200 IN.
						YMRP 0.0000 IN.
						ZMRP 0.0000 IN.
						SCALE 0.0040

MACH 1.46

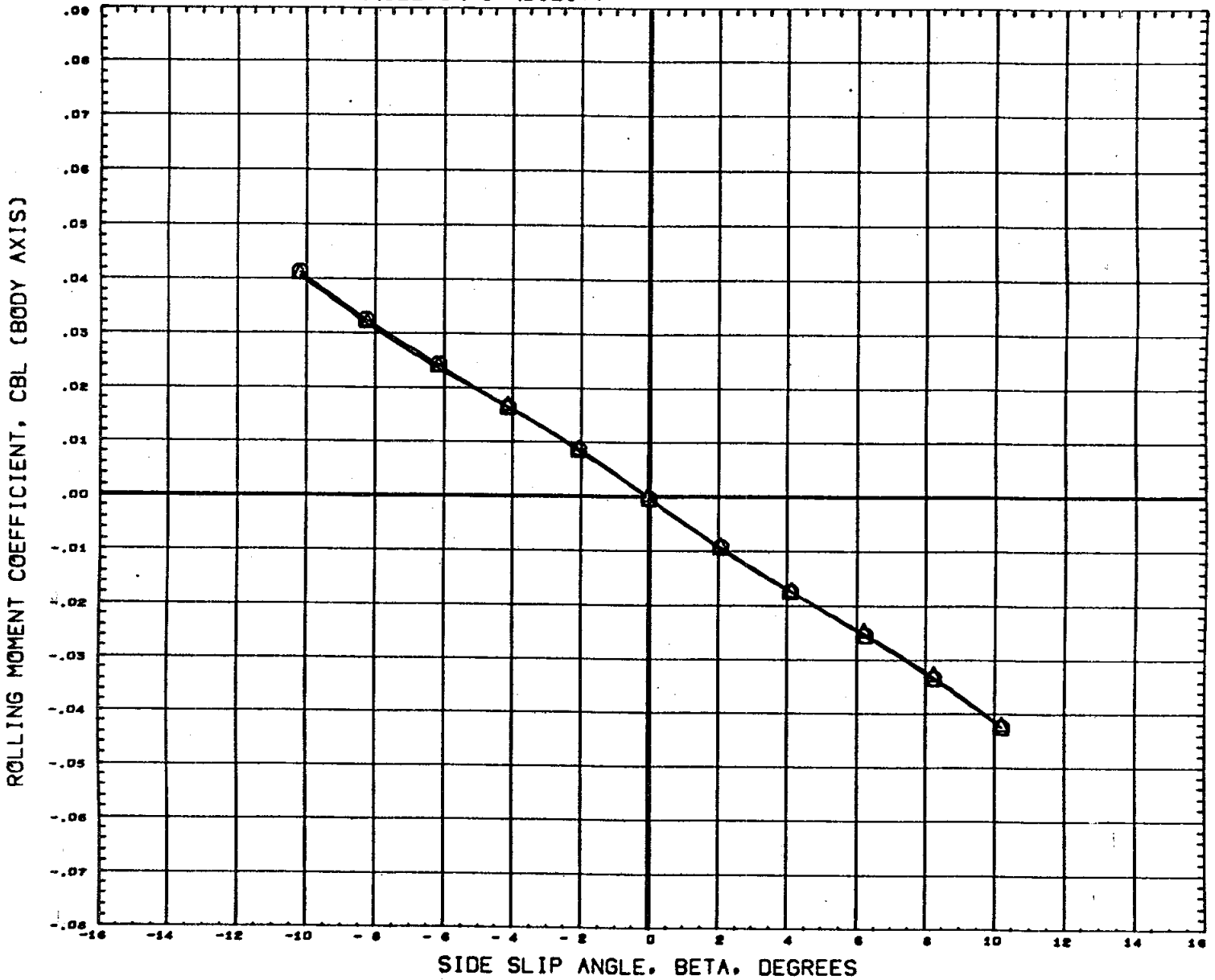
EFFECT OF INCIDENCE ANGLE ON STABILITY



DATA SET SYMBOL	CONFIGURATION DESCRIPTION	PHI	ORBINC	RUDDER	AILRON	REFERENCE INFORMATION
(C77019)	M556 (IA1) NAR ATP BL LV (O1) (T1) (S1)	80.000	-1.200	0.000	0.000	SREF 7.4190 80. IN.
(C77015)	M556 (IA1) NAR ATP BL LV (O1) (T1) (S1)	80.000	0.000	0.000	0.000	LREF 5.3120 IN.
(C77021)	DATA NOT AVAILABLE FOR ALL CONDITIONS	80.000	-1.200	0.000	0.000	BREF 5.3120 IN.
(C77017)	DATA NOT AVAILABLE FOR ALL CONDITIONS	80.000	0.000	0.000	0.000	XMRP 4.8200 IN. YMRP 0.0000 IN. ZMRP 0.0000 IN. SCALE 0.0040

MACH 1.97

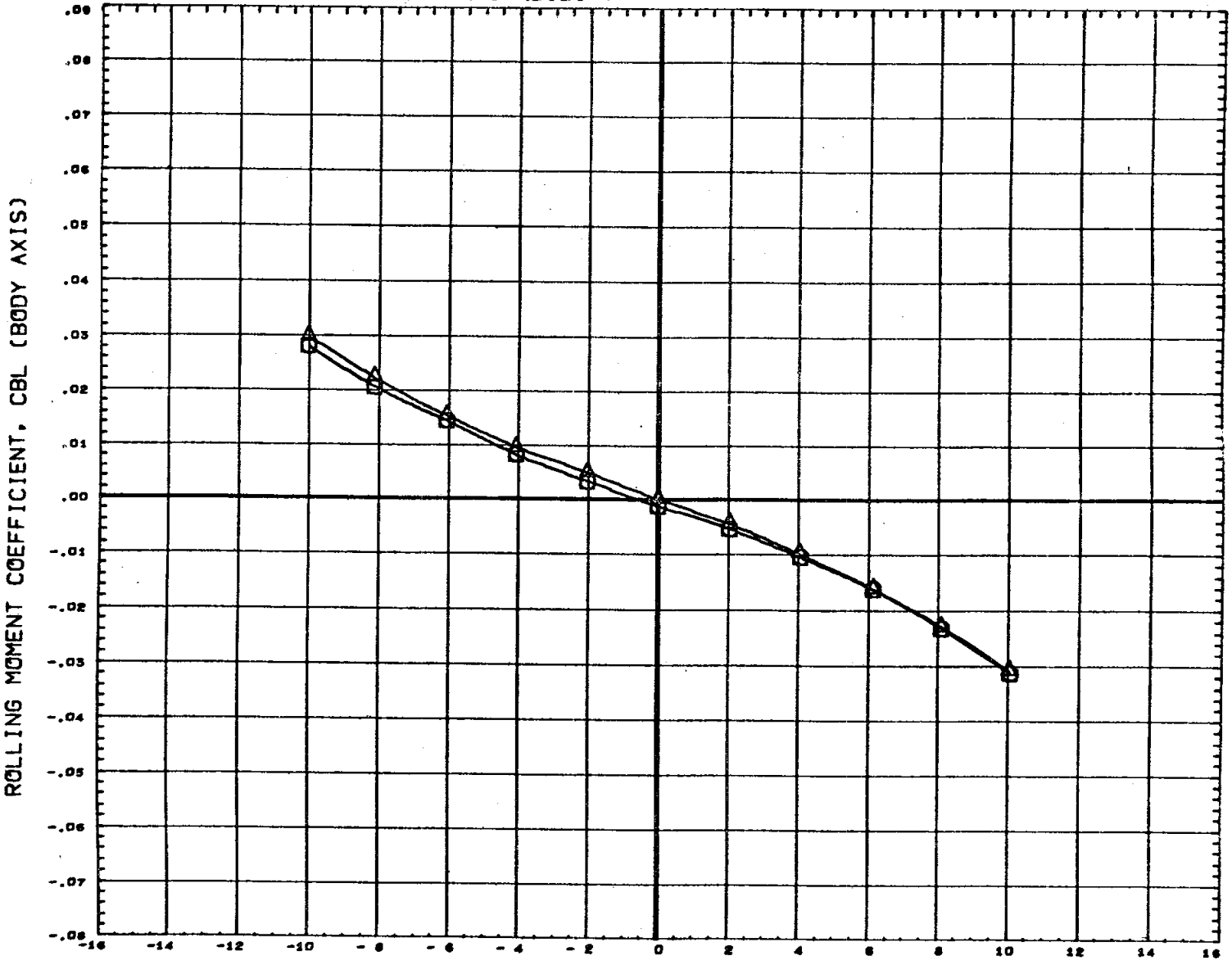
EFFECT OF INCIDENCE ANGLE ON STABILITY



DATA SET SYMBOL	CONFIGURATION DESCRIPTION	PHI	ORBINC	RUDDER	AILRON	REFERENCE INFORMATION
(C77019)	M556 (IA1) NAR ATP BL LV (O1) (T1) (S1)	80.000	-1.200	0.000	0.000	SREF 7.4190 90 IN.
(C77015)	M556 (IA1) NAR ATP BL LV (O1) (T1) (S1)	80.000	0.000	0.000	0.000	LREF 5.3120 IN.
(C77021)	DATA NOT AVAILABLE FOR ALL CONDITIONS	80.000	-1.200	0.000	0.000	BREF 5.3120 IN.
(C77017)	DATA NOT AVAILABLE FOR ALL CONDITIONS	80.000	0.000	0.000	0.000	XMRP 4.8200 IN.
						YMRP 0.0000 IN.
						ZMRP 0.0000 IN.
						SCALE 0.0040

MACH 2.99

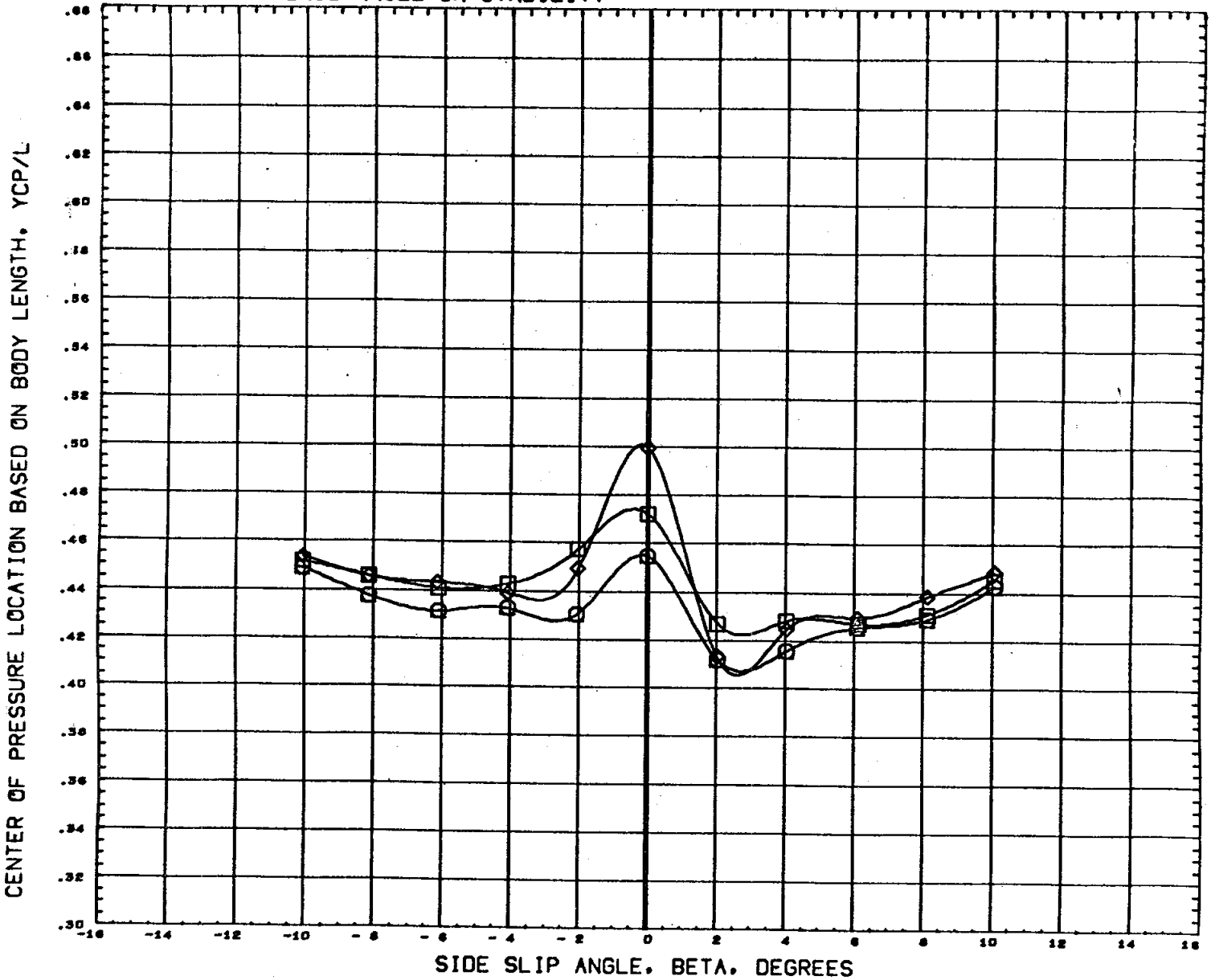
EFFECT OF INCIDENCE ANGLE ON STABILITY



DATA SET SYMBOL	CONFIGURATION DESCRIPTION	PHI	ORBINC	RUDDER	AILRON	REFERENCE INFORMATION
(C77D19)	M556 (IA1) NAR ATP BL LV (O1) (T1) (S1)	80.000	-1.200	0.000	0.000	SREF 7.4190 90. IN.
(C77D15)	M556 (IA1) NAR ATP BL LV (O1) (T1) (S1)	80.000	0.000	0.000	0.000	LREF 5.3120 IN.
(C77D21)	DATA NOT AVAILABLE FOR ALL CONDITIONS	80.000	-1.200	0.000	0.000	BREF 5.3120 IN.
(C77D17)	DATA NOT AVAILABLE FOR ALL CONDITIONS	80.000	0.000	0.000	0.000	XMRP 4.8200 IN. YMRP 0.0000 IN. ZMRP 0.0000 IN. SCALE 0.0040

MACH 4.96

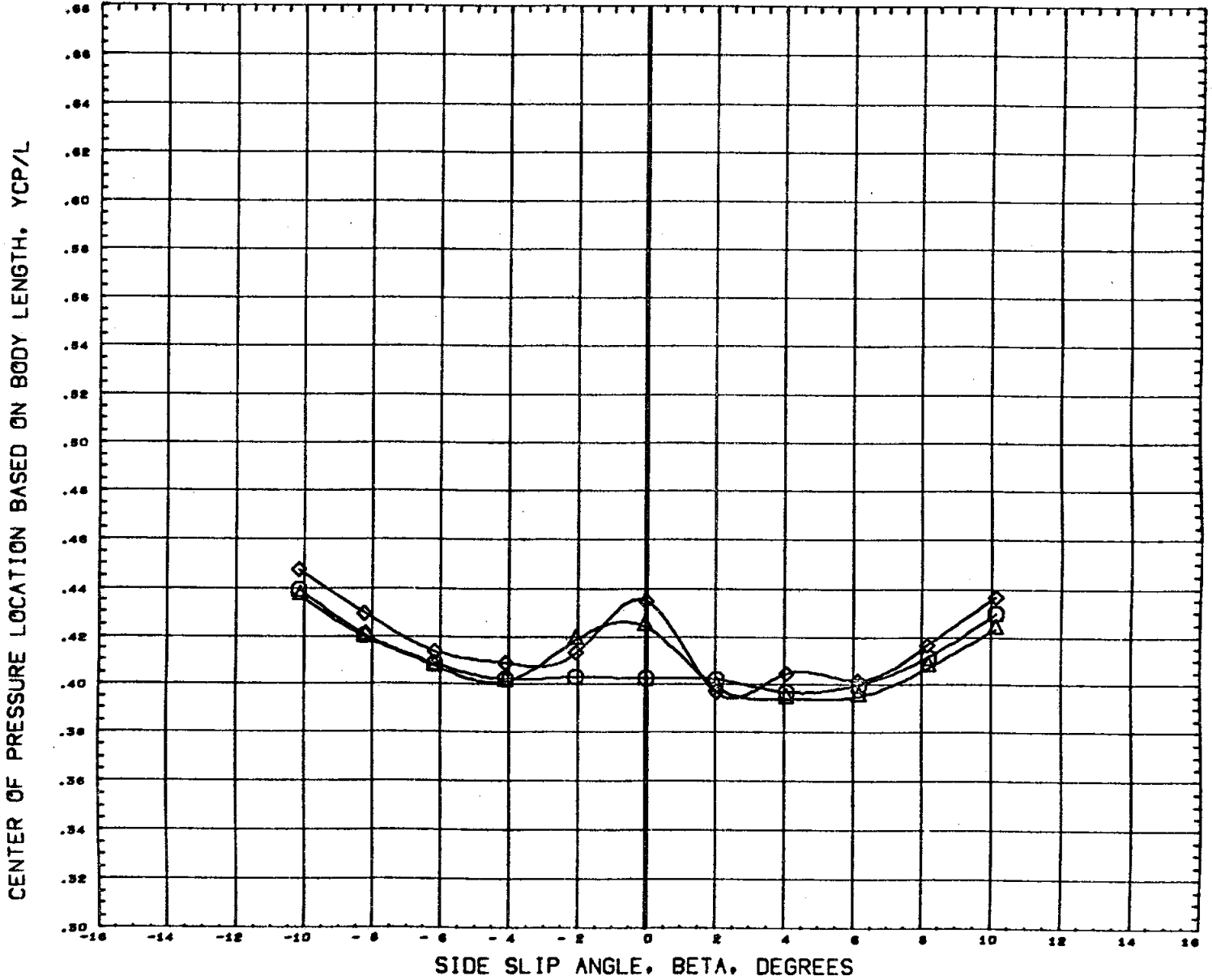
EFFECT OF INCIDENCE ANGLE ON STABILITY



DATA SET SYMBOL	CONFIGURATION DESCRIPTION	PHI	ORBINC	RUDDER	AILRON	REFERENCE INFORMATION
(C77019)	M556 (IA1) NAR ATP BL LV (O1) (T1) (S1)	60.000	-1.200	0.000	0.000	SREF 7.4190 39. IN.
(C77015)	DATA NOT AVAILABLE FOR ALL CONDITIONS	60.000	0.000	0.000	0.000	LREF 5.3120 IN.
(C77021)	M556 (IA1) NAR ATP BL LV (O2) (T1) (S1)	60.000	-1.200	0.000	0.000	BREF 5.3120 IN.
(C77017)	M556 (IA1) NAR ATP BL LV (O2) (T1) (S1)	60.000	0.000	0.000	0.000	XMRP 4.8200 IN. YMRP 0.0000 IN. ZMRP 0.0000 IN. SCALE 0.0040

MACH .60

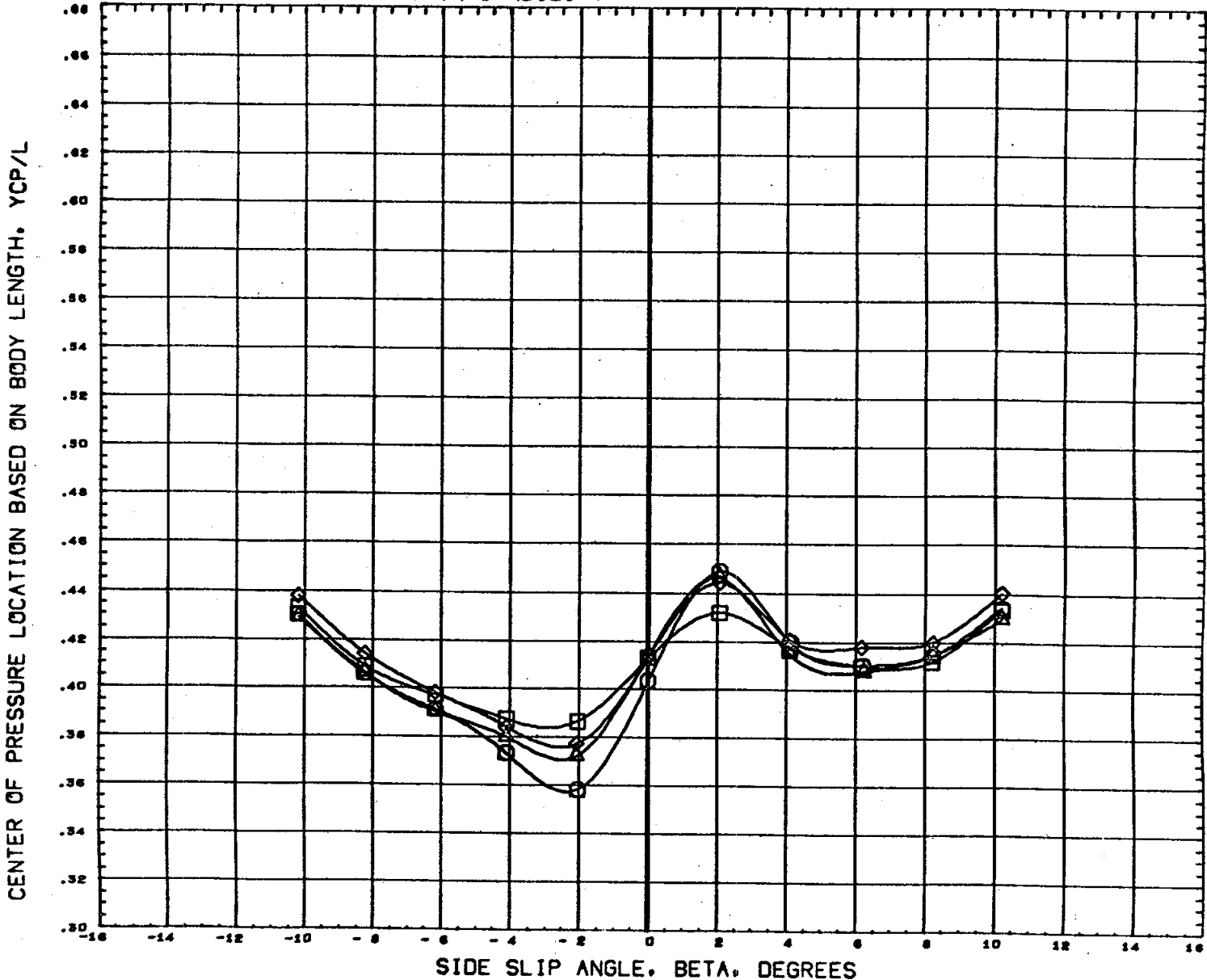
EFFECT OF INCIDENCE ANGLE ON STABILITY



DATA SET SYMBOL	CONFIGURATION DESCRIPTION	PHI	ORBINC	RUDDER	AILRON	REFERENCE INFORMATION
(C77019)	M556 (IA1) NAR ATP BL LV (O1) (T1) (S1)	80.000	-1.200	0.000	0.000	SREF 7.4190 58. IN.
(C77015)	M556 (IA1) NAR ATP BL LV (O1) (T1) (S1)	80.000	0.000	0.000	0.000	LREF 5.3120 IN.
(C77021)	M556 (IA1) NAR ATP BL LV (O2) (T1) (S1)	80.000	-1.200	0.000	0.000	BREF 5.3120 IN.
(C77017)	DATA NOT AVAILABLE FOR ALL CONDITIONS	80.000	0.000	0.000	0.000	XMRP 4.8200 IN. YMRP 0.0000 IN. ZMRP 0.0000 IN. SCALE 0.0040

MACH .80

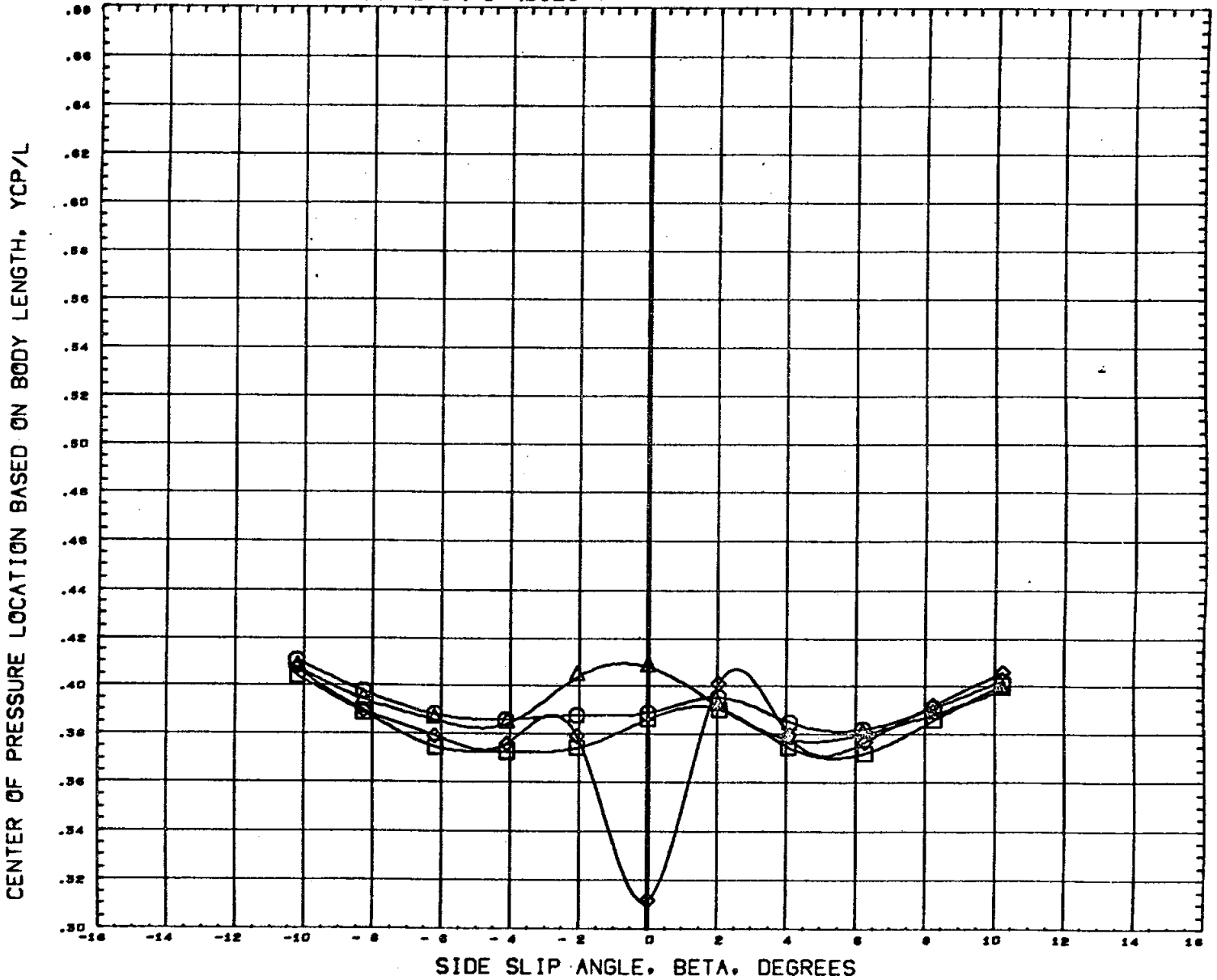
EFFECT OF INCIDENCE ANGLE ON STABILITY



DATA SET SYMBOL	CONFIGURATION DESCRIPTION	PHI	ORBINC	RUDDER	AILRON	REFERENCE INFORMATION
(C77019)	M556 (IA1) NAR ATP BL LV (O1) (T1) (S1)	80.000	-1.200	0.000	0.000	SREF 7.4190 SQ. IN.
(C77015)	M556 (IA1) NAR ATP BL LV (O1) (T1) (S1)	80.000	0.000	0.000	0.000	LREF 9.3120 IN.
(C77021)	M556 (IA1) NAR ATP BL LV (O2) (T1) (S1)	80.000	-1.200	0.000	0.000	BREF 9.3120 IN.
(C77017)	M556 (IA1) NAR ATP BL LV (O2) (T1) (S1)	80.000	0.000	0.000	0.000	XHRP 4.6200 IN.
						YHRP 0.0000 IN.
						ZHRP 0.0000 IN.
						SCALE 0.0040

MACH .90

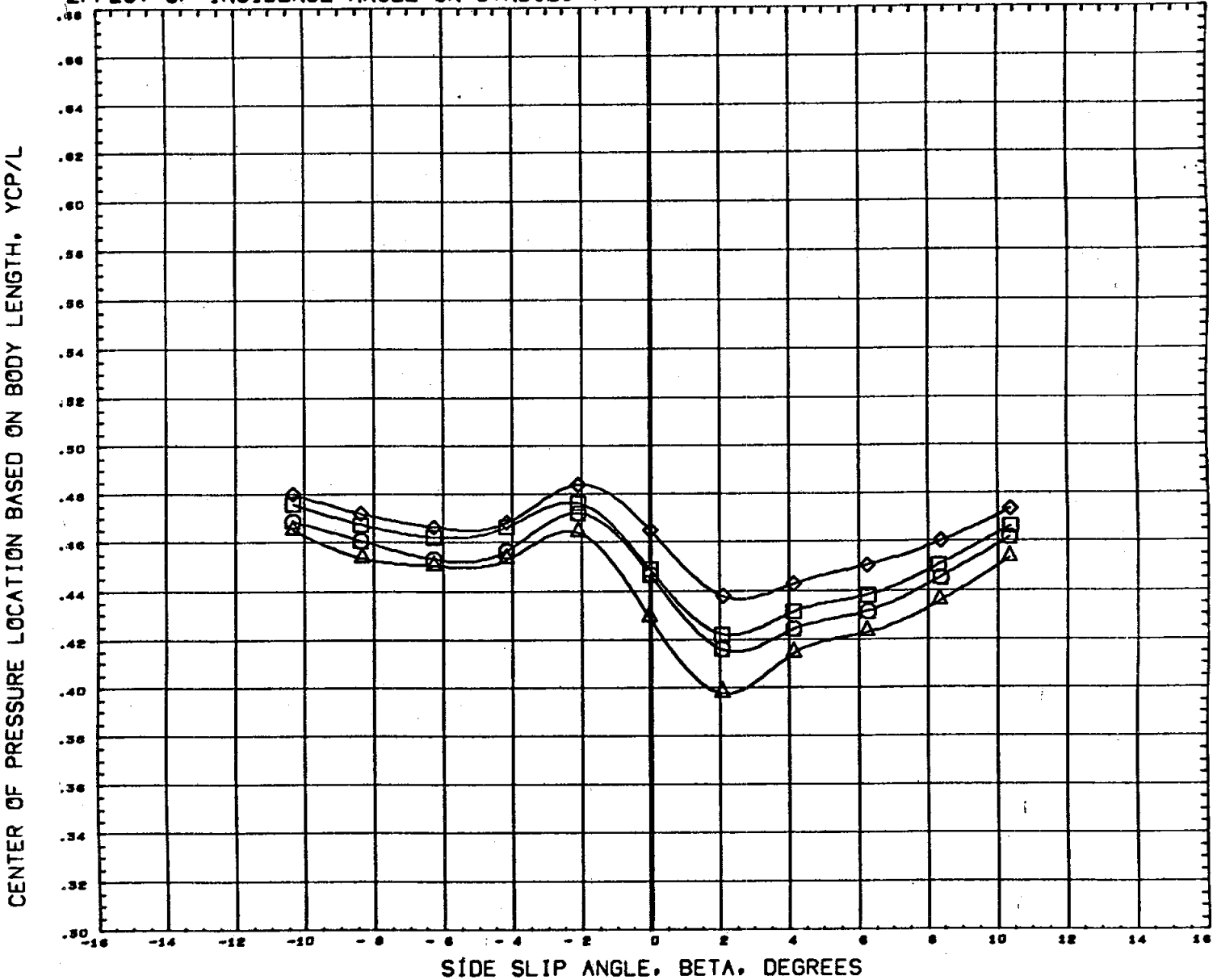
EFFECT OF INCIDENCE ANGLE ON STABILITY



DATA SET SYMBOL	CONFIGURATION DESCRIPTION	PHI	ORBINC	RUDDER	AILRON	REFERENCE INFORMATION
(C77019)	M556 (IA1) NAR ATP BL LV (O1) (T1) (S1)	00.000	-1.200	0.000	0.000	SREF 7.4190 39. IN.
(C77015)	M556 (IA1) NAR ATP BL LV (O1) (T1) (S1)	00.000	0.000	0.000	0.000	LREF 5.3120 IN.
(C77021)	M556 (IA1) NAR ATP BL LV (O2) (T1) (S1)	00.000	-1.200	0.000	0.000	BREF 5.3120 IN.
(C77017)	M556 (IA1) NAR ATP BL LV (O2) (T1) (S1)	00.000	0.000	0.000	0.000	XMRP 4.8200 IN. YMRP 0.0000 IN. ZMRP 0.0000 IN. SCALE 0.0040

MACH 1.00

EFFECT OF INCIDENCE ANGLE ON STABILITY

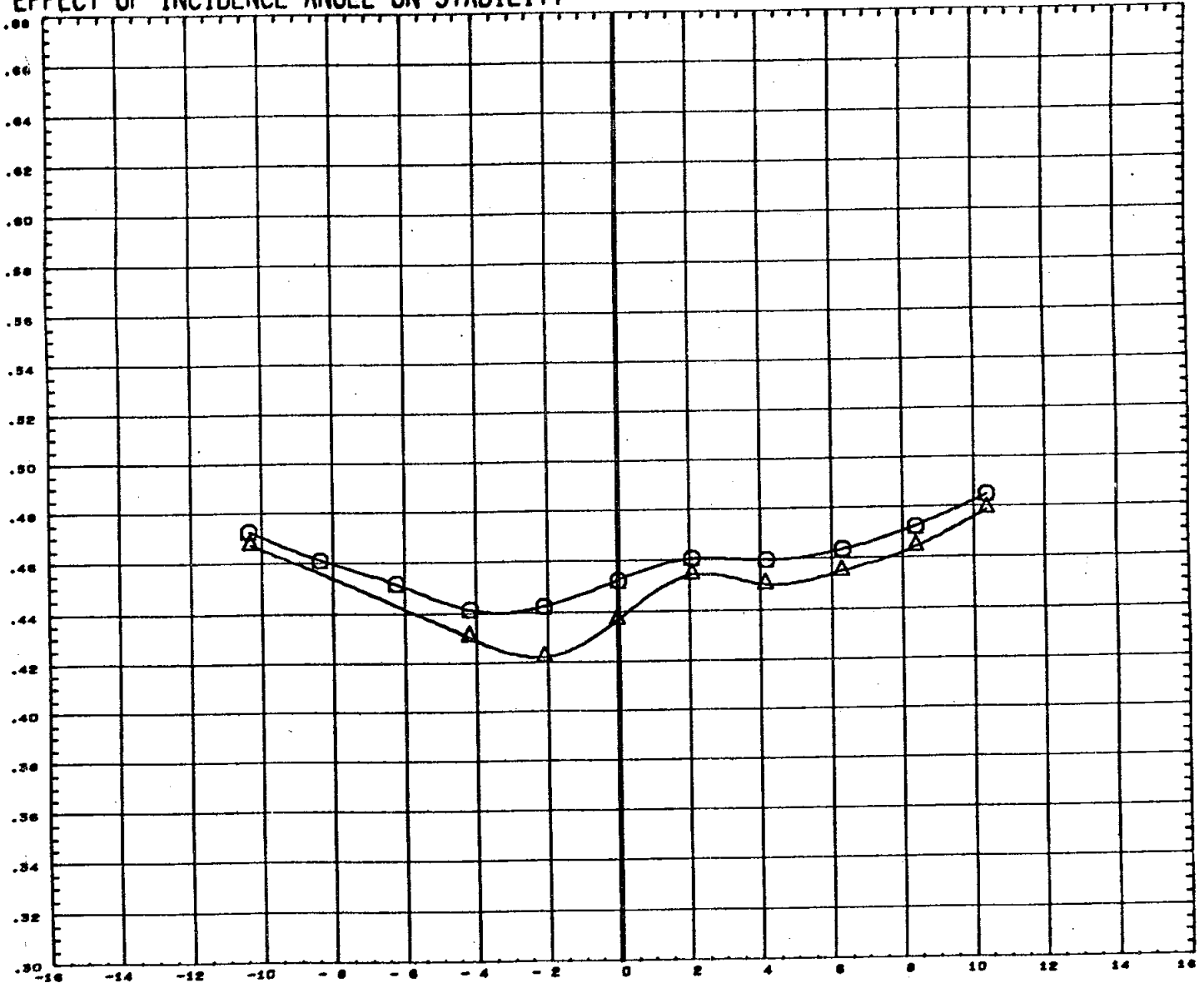


DATA SET SYMBOL	CONFIGURATION DESCRIPTION	PHI	ORBINC	RUDDER	AILRON	REFERENCE INFORMATION
(C77019)	M556 (IA1) NAR ATP BL LV (O1) (T1) (S1)	80.000	-1.200	0.000	0.000	SREF 7.4190 sq. in.
(C77015)	M556 (IA1) NAR ATP BL LV (O1) (T1) (S1)	80.000	0.000	0.000	0.000	LREF 5.3120 in.
(C77021)	M556 (IA1) NAR ATP BL LV (O2) (T1) (S1)	80.000	-1.200	0.000	0.000	BREF 5.3120 in.
(C77017)	M556 (IA1) NAR ATP BL LV (O2) (T1) (S1)	80.000	0.000	0.000	0.000	XMRP 4.8200 in.
						YMRP 0.0000 in.
						ZMRP 0.0000 in.
						SCALE 0.0040

MACH 1.20

EFFECT OF INCIDENCE ANGLE ON STABILITY

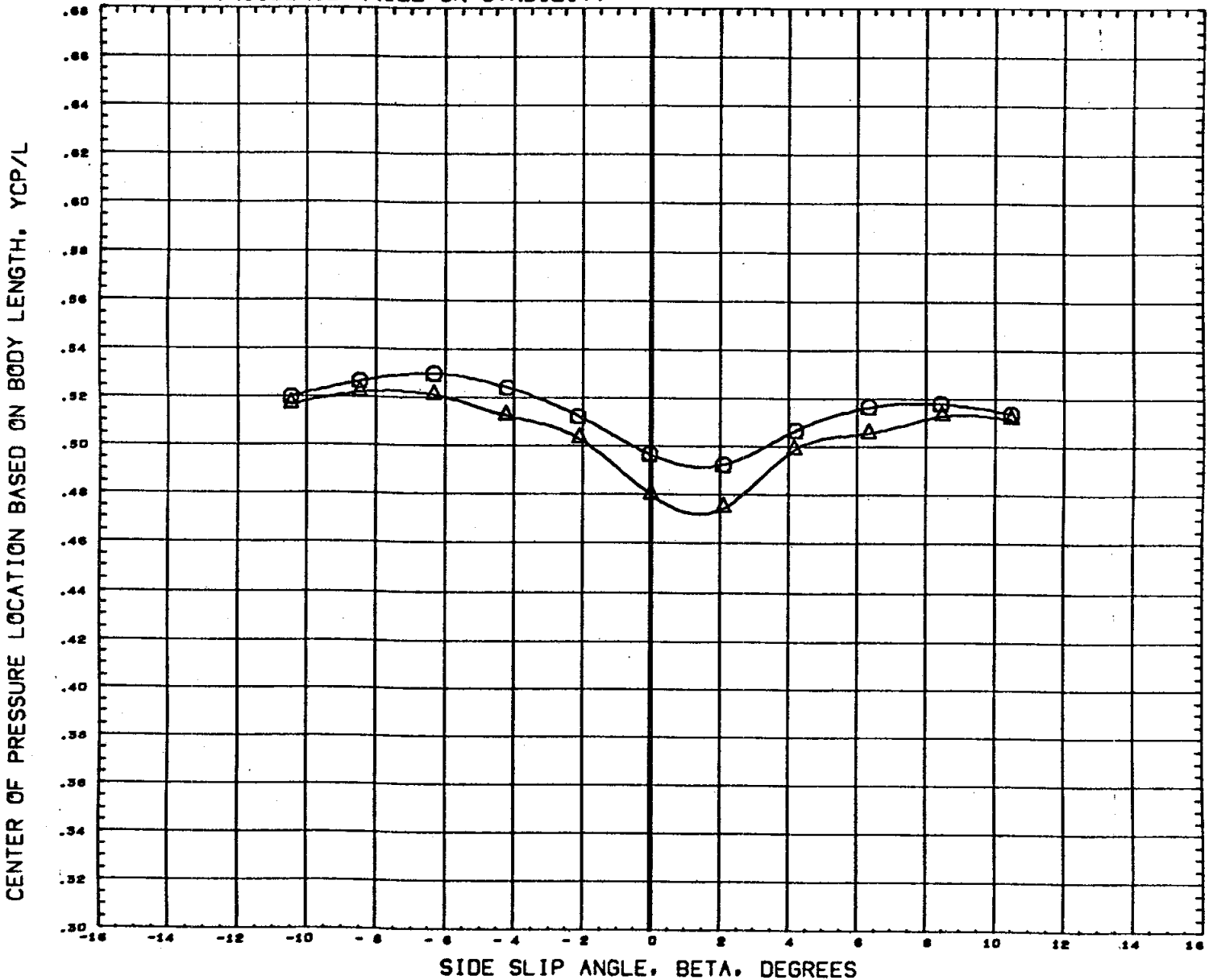
CENTER OF PRESSURE LOCATION BASED ON BODY LENGTH, YCP/L



DATA SET SYMBOL	CONFIGURATION DESCRIPTION
(C77019)	M556(IA1) NAR ATP BL LV (O1) (T1) (S1)
(C77015)	M556(IA1) NAR ATP BL LV (O1) (T1) (S1)
(C77021)	DATA NOT AVAILABLE FOR ALL CONDITIONS
(C77017)	DATA NOT AVAILABLE FOR ALL CONDITIONS

PHI	ORBINC	RUDDER	AILRON	REFERENCE INFORMATION
80.000	-1.200	0.000	0.000	SREF 7.4190 30. IN.
80.000	0.000	0.000	0.000	LREF 5.3120 IN.
80.000	-1.200	0.000	0.000	BREF 5.3120 IN.
80.000	0.000	0.000	0.000	XMRP 4.8200 IN.
				YMRP 0.0000 IN.
				ZMRP 0.0000 IN.
				SCALE 0.0040

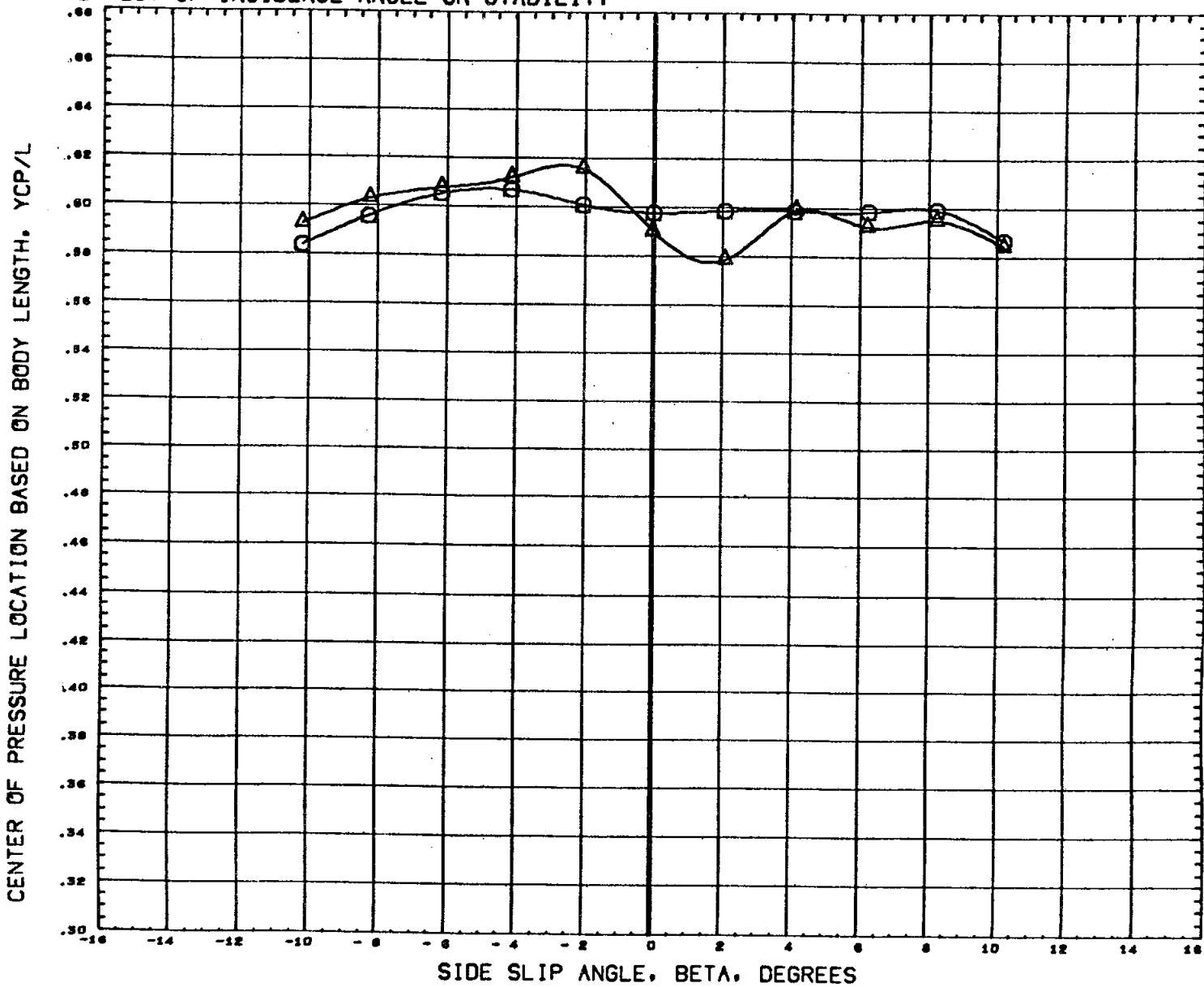
EFFECT OF INCIDENCE ANGLE ON STABILITY



DATA SET SYMBOL	CONFIGURATION DESCRIPTION	PHI	ORBINC	RUDDER	AILRON	REFERENCE INFORMATION
(C77019)	M556 (IA1) NAR ATP BL LV (O1) (T1) (S1)	80.000	-1.200	0.000	0.000	SREF 7.4190 39. IN.
(C77015)	M556 (IA1) NAR ATP BL LV (O1) (T1) (S1)	80.000	0.000	0.000	0.000	LREF 5.3120 IN.
(C77021)	DATA NOT AVAILABLE FOR ALL CONDITIONS	80.000	-1.200	0.000	0.000	BREF 5.3120 IN.
(C77017)	DATA NOT AVAILABLE FOR ALL CONDITIONS	80.000	0.000	0.000	0.000	XMRP 4.8200 IN.
						YMRP 0.0000 IN.
						ZMRP 0.0000 IN.
						SCALE 0.0040

MACH 1.97

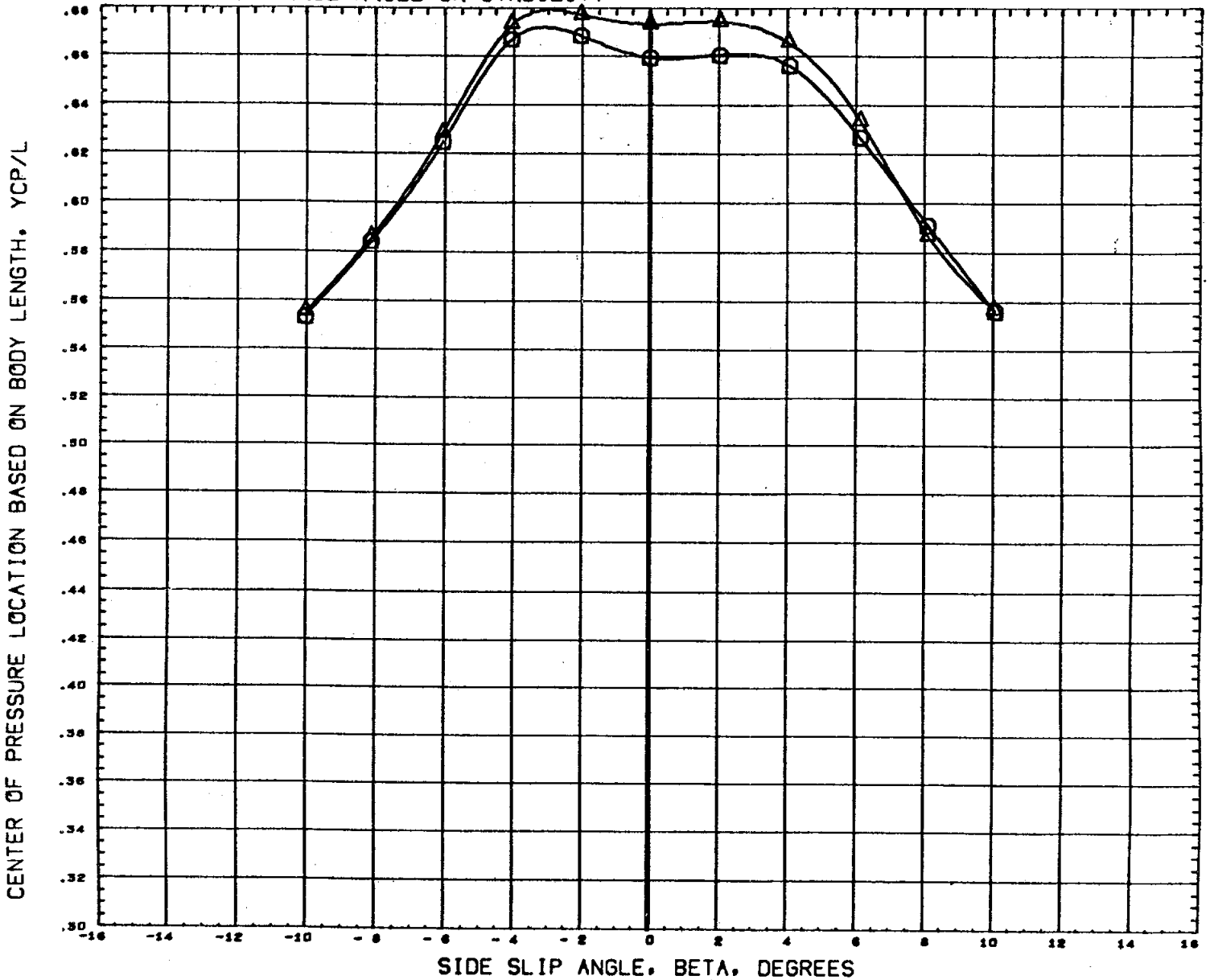
EFFECT OF INCIDENCE ANGLE ON STABILITY



DATA SET SYMBOL	CONFIGURATION DESCRIPTION	PHI	ORBINC	RUDDER	AILRON	REFERENCE INFORMATION
(C77019)	M556 (IA1) NAR ATP BL LV (O1) (T1) (S1)	80.000	-1.200	0.000	0.000	SREF 7.4190 SQ. IN.
(C77015)	M556 (IA1) NAR ATP BL LV (O1) (T1) (S1)	80.000	0.000	0.000	0.000	LREF 5.3120 IN.
(C77021)	DATA NOT AVAILABLE FOR ALL CONDITIONS	80.000	-1.200	0.000	0.000	BREF 5.3120 IN.
(C77017)	DATA NOT AVAILABLE FOR ALL CONDITIONS	80.000	0.000	0.000	0.000	XHRP 4.8200 IN. YHRP 0.0000 IN. ZHRP 0.0000 IN. SCALE 0.0040

MACH 2.99

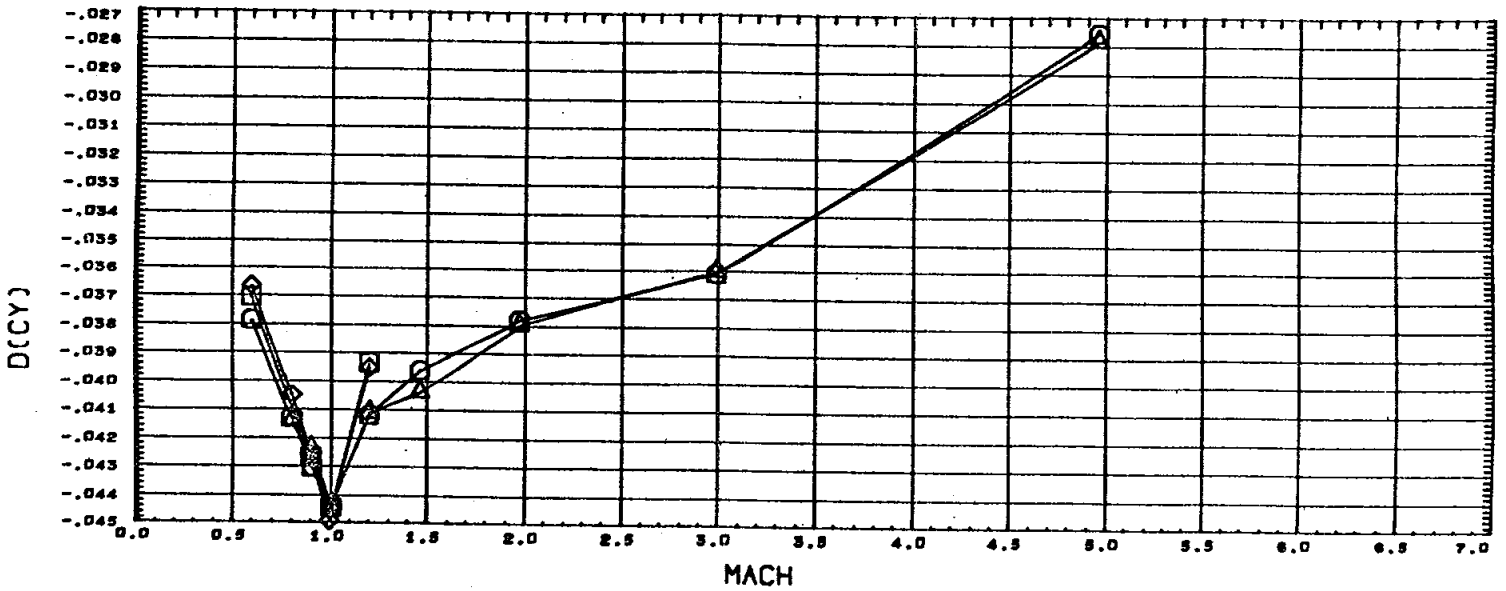
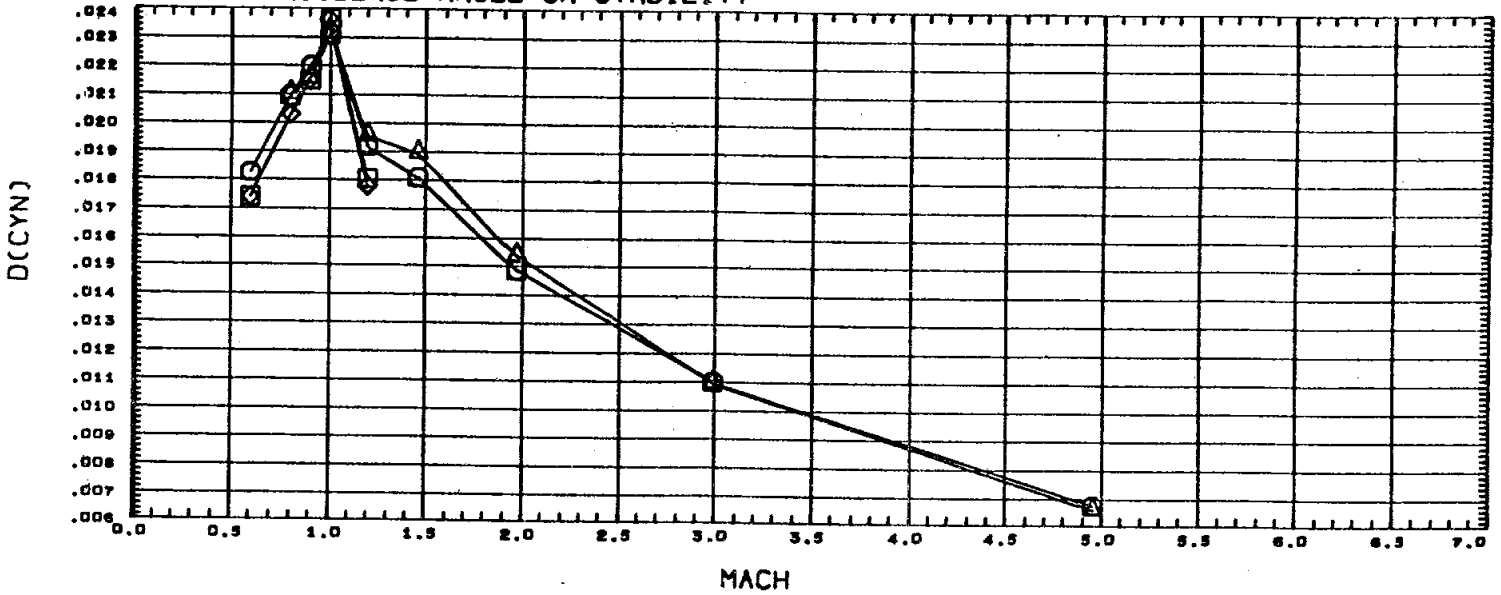
EFFECT OF INCIDENCE ANGLE ON STABILITY



DATA SET SYMBOL	CONFIGURATION DESCRIPTION	PHI	ORBINC	RUDDER	AILRON	REFERENCE INFORMATION
(C77019)	M556 (IA1) NAR ATP BL LV (O1) (T1) (S1)	80.000	-1.200	0.000	0.000	SREF 7.4190 80. IN.
(C77015)	M556 (IA1) NAR ATP BL LV (O1) (T1) (S1)	80.000	0.000	0.000	0.000	LREF 5.3120 IN.
(C77021)	DATA NOT AVAILABLE FOR ALL CONDITIONS	80.000	-1.200	0.000	0.000	BREF 5.3120 IN.
(C77017)	DATA NOT AVAILABLE FOR ALL CONDITIONS	80.000	0.000	0.000	0.000	XMRP 4.6200 IN. YMRP 0.0000 IN. ZMRP 0.0000 IN. SCALE 0.0040

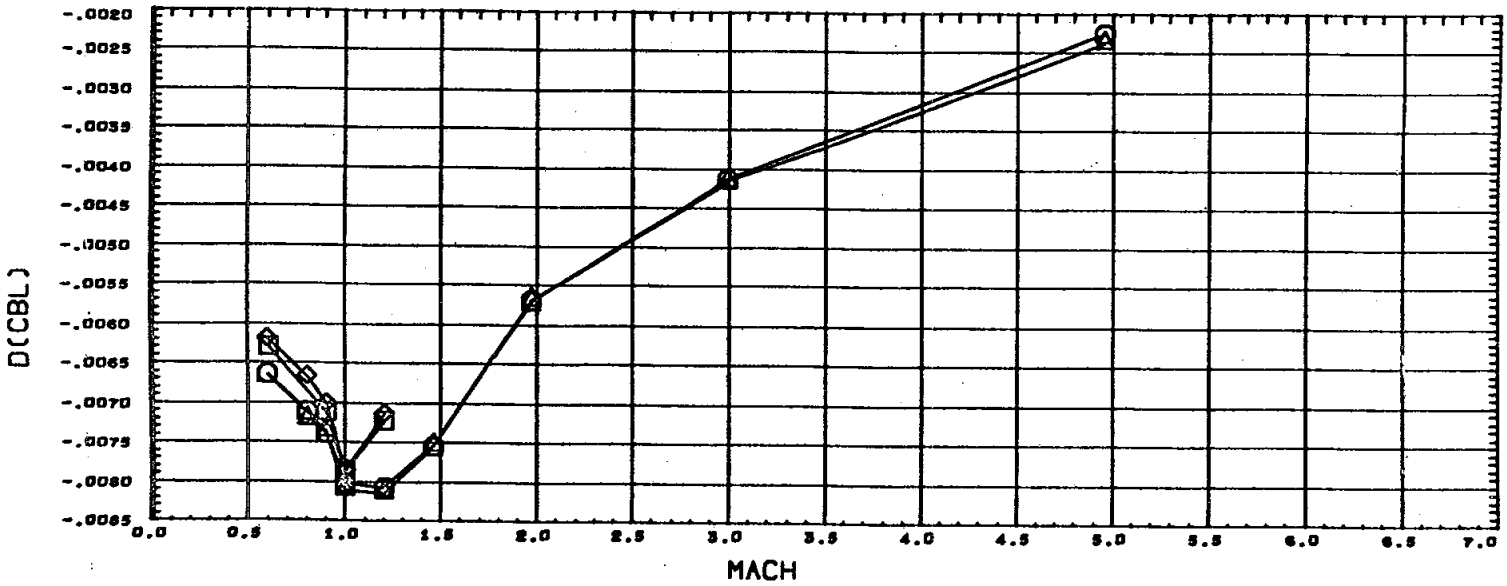
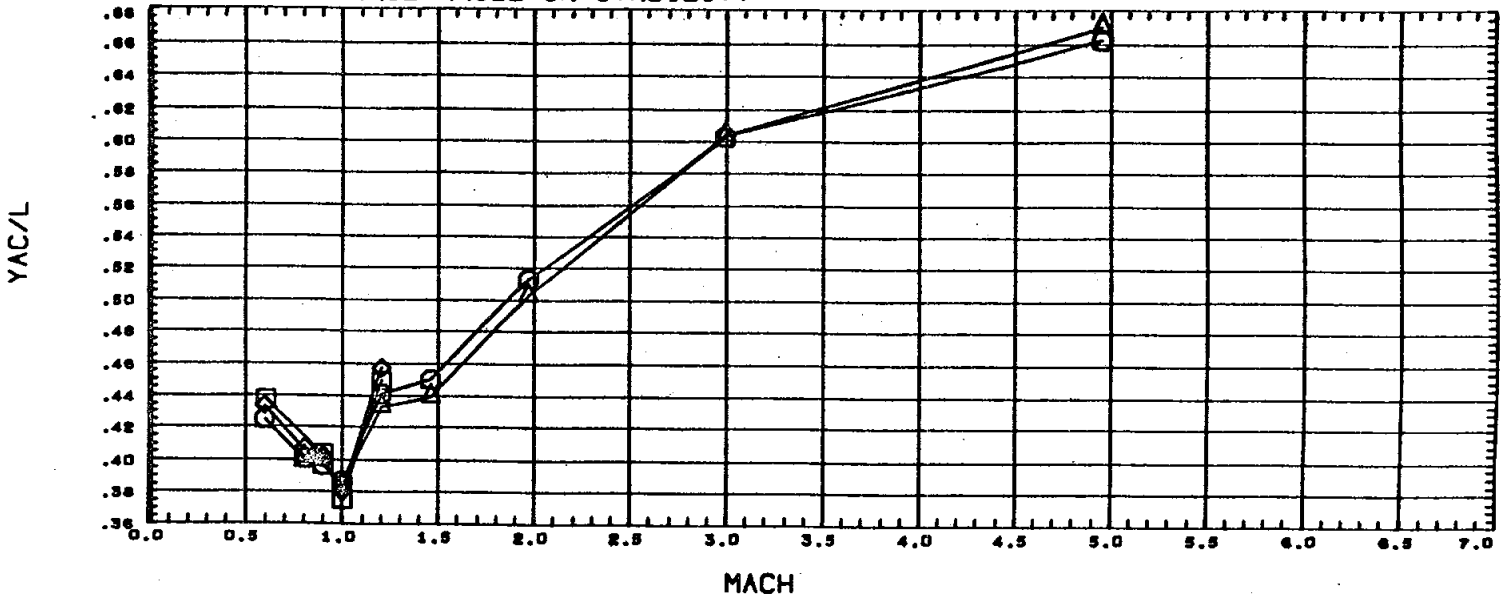
MACH 4.96

EFFECT OF INCIDENCE ANGLE ON STABILITY



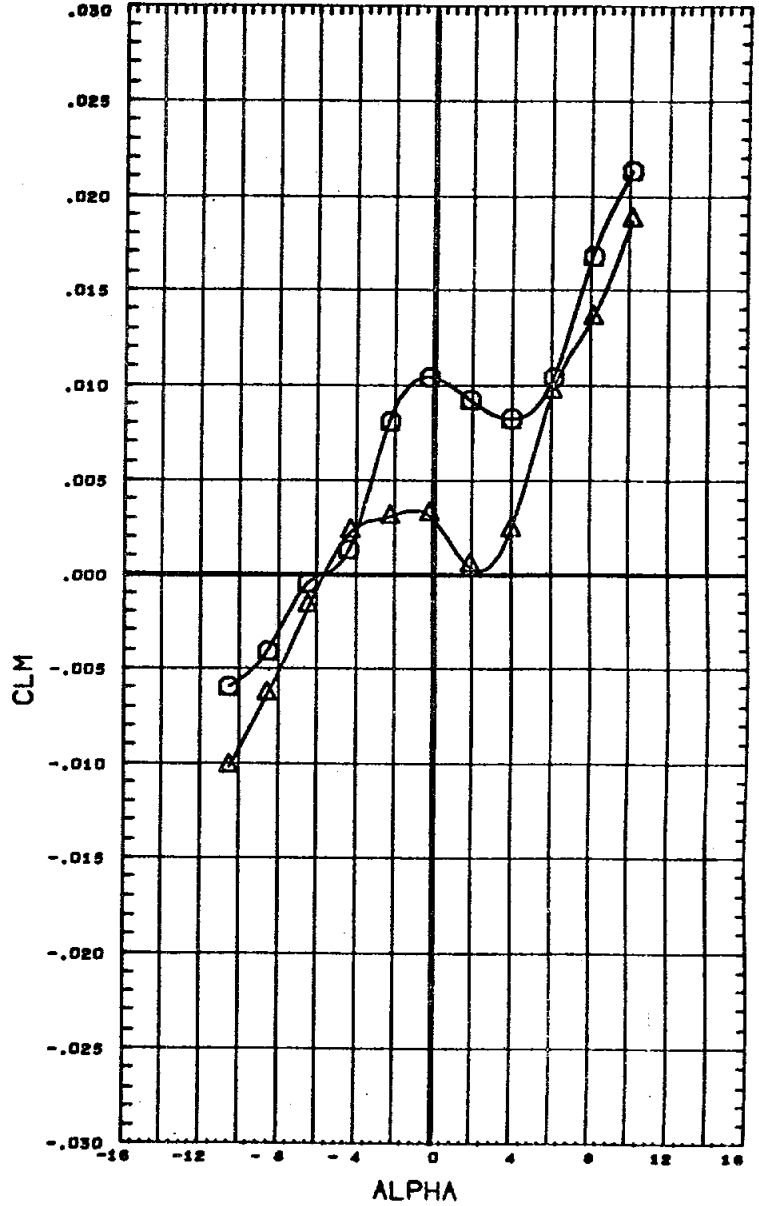
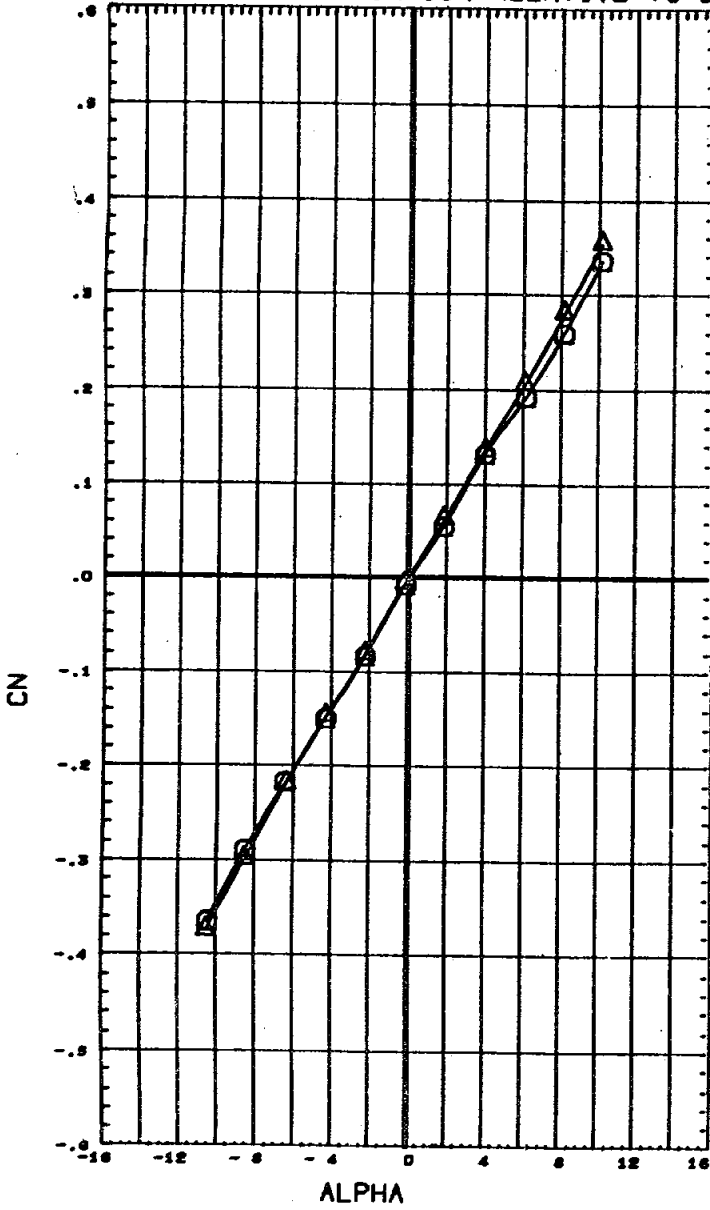
DATA SET SYMBOL	CONFIGURATION DESCRIPTION	PHI	ORBINC	RUDDER	AILRON	REFERENCE INFORMATION
(C77019)	M556 (IA1) NAR ATP BL LV (O1) (T1) (S1)	80.000	-1.200	0.000	0.000	SREF 7.4190 SQ. IN.
(C77015)	M556 (IA1) NAR ATP BL LV (O1) (T1) (S1)	80.000	0.000	0.000	0.000	LREF 5.3120 IN.
(C77021)	M556 (IA1) NAR ATP BL LV (O2) (T1) (S1)	80.000	-1.200	0.000	0.000	BREF 5.3120 IN.
(C77017)	M556 (IA1) NAR ATP BL LV (O2) (T1) (S1)	80.000	0.000	0.000	0.000	XMRP 4.8200 IN. YMRP 0.0000 IN. ZMRP 0.0000 IN. SCALE 0.0040

EFFECT OF INCIDENCE ANGLE ON STABILITY



DATA SET SYMBOL	CONFIGURATION DESCRIPTION	PHI	ORBNIC	RUDDER	AILRON	REFERENCE INFORMATION
(C77019)	M556 (IA1) NAR ATP BL LV (O1) (T1) (S1)	80.000	-1.200	0.000	0.000	SREF 7.4190 36 IN.
(C77015)	M556 (IA1) NAR ATP BL LV (O1) (T1) (S1)	80.000	0.000	0.000	0.000	LREF 5.3120 IN.
(C77021)	M556 (IA1) NAR ATP BL LV (O2) (T1) (S1)	80.000	-1.200	0.000	0.000	BREF 5.3120 IN.
(C77017)	M556 (IA1) NAR ATP BL LV (O2) (T1) (S1)	80.000	0.000	0.000	0.000	XMRP 4.8200 IN. YMRP 0.0000 IN. ZMRP 0.0000 IN. SCALE 0.0040

EFFECT OF SRB LOCATION RELATIVE TO EXTERNAL TANK

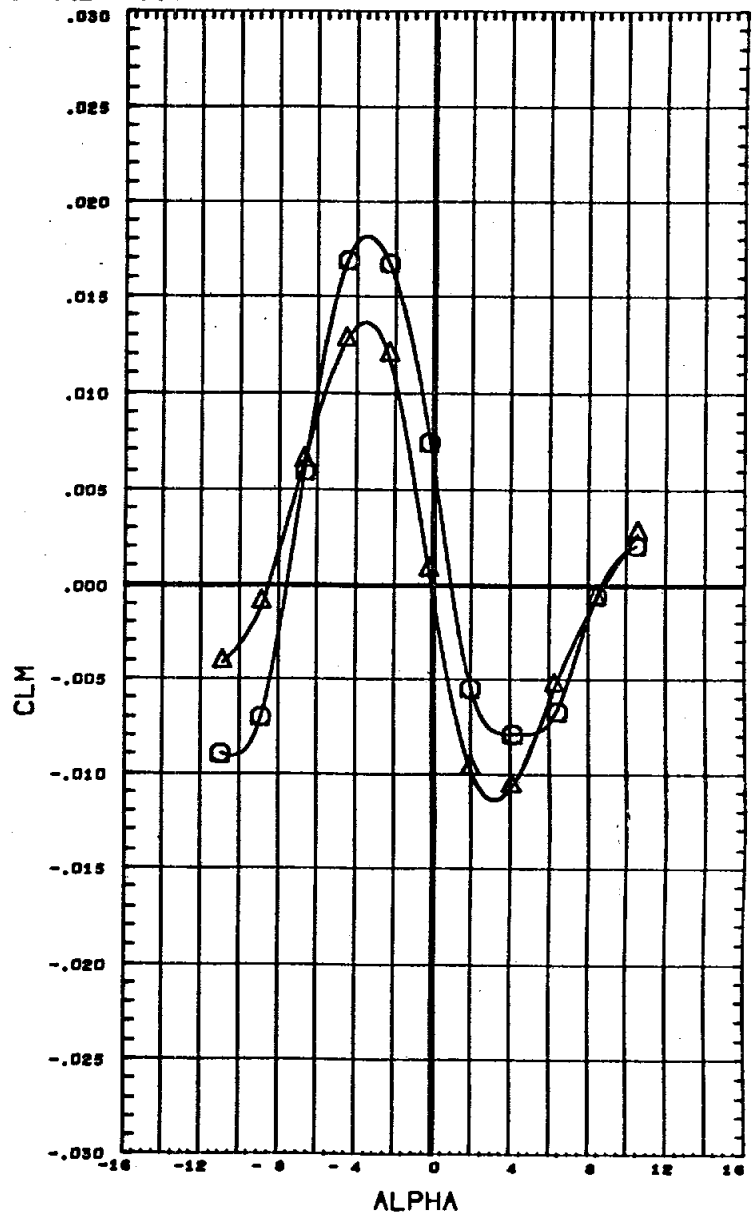
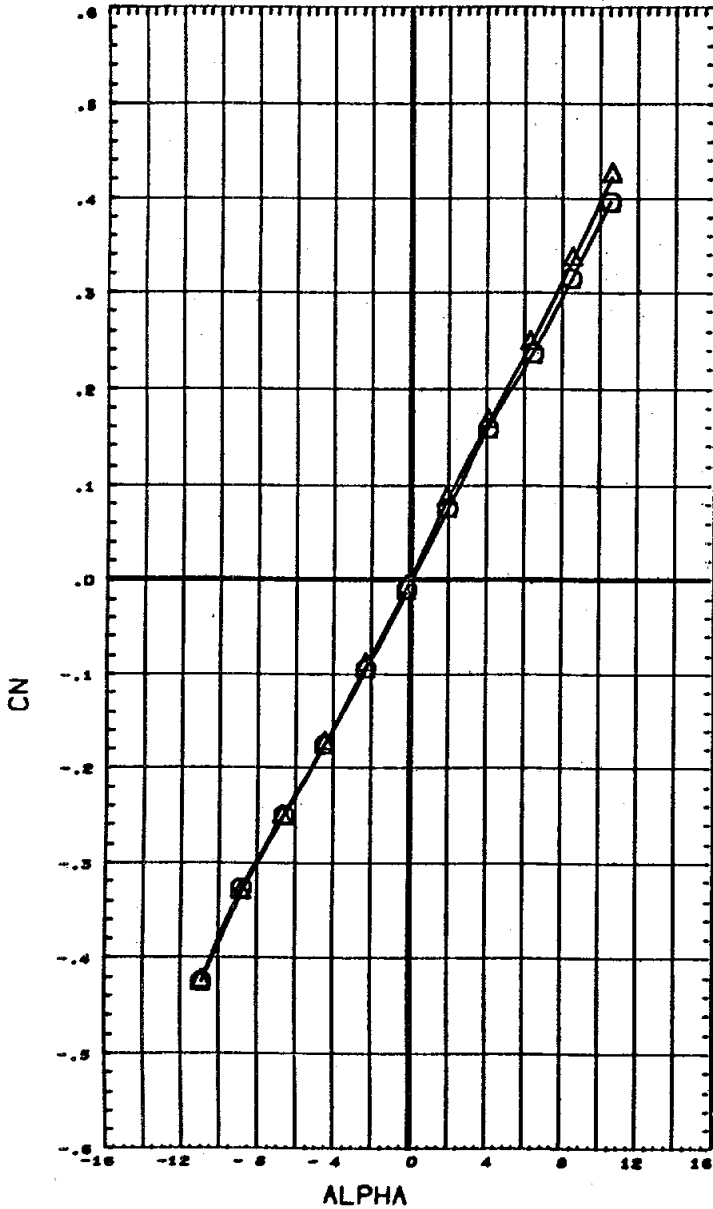


DATA SET SYMBOL CONFIGURATION DESCRIPTION
 (G77002) ○ M556 (IA1) NAR ATP BL LV (T3) (S1)
 (G77004) △ M556 (IA1) NAR ATP BL LV (T3) (S1)

PHI	ORBINC	RUDDER	AILRON	REFERENCE INFORMATION
80.000				BREF 7.4190 30. IN.
90.000				LREF 9.3120 IN.
				BREF 9.3120 IN.
				XMRP 4.8200 IN.
				YMRP 0.0000 IN.
				ZMRP 0.0000 IN.
				SCALE 0.0040

MACH .60

EFFECT OF SRB LOCATION RELATIVE TO EXTERNAL TANK

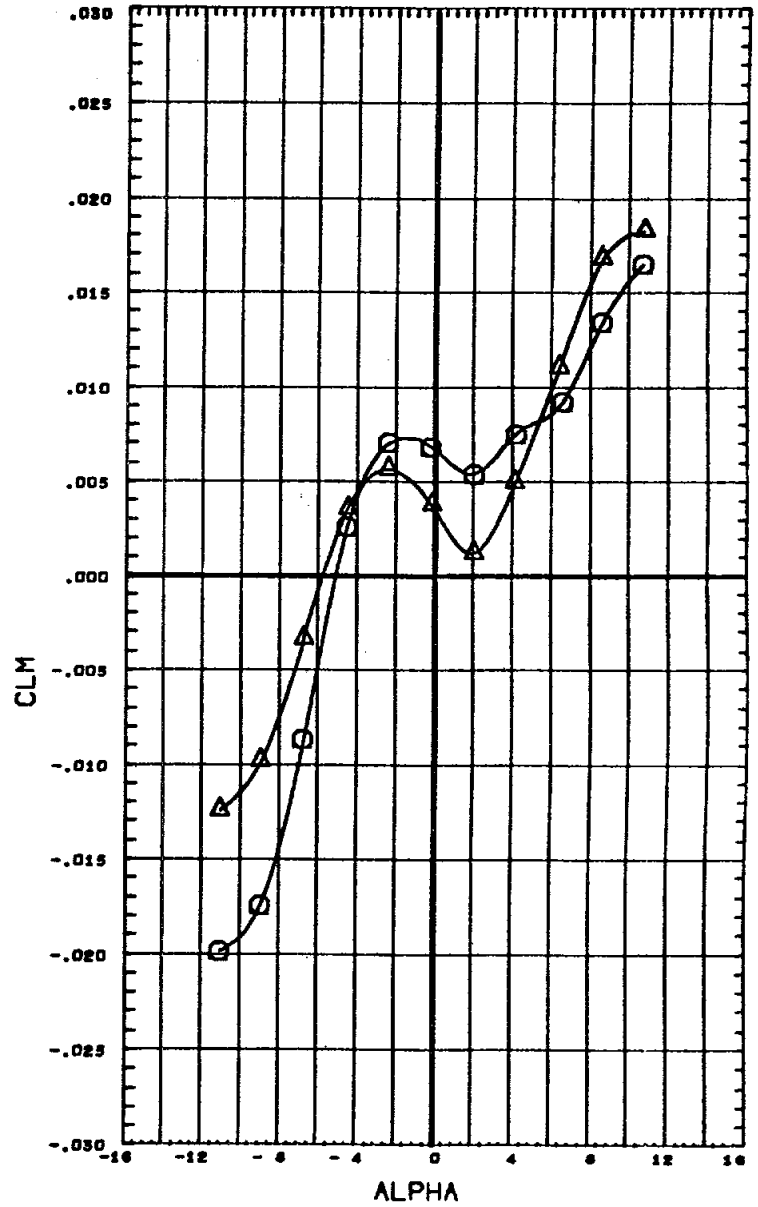
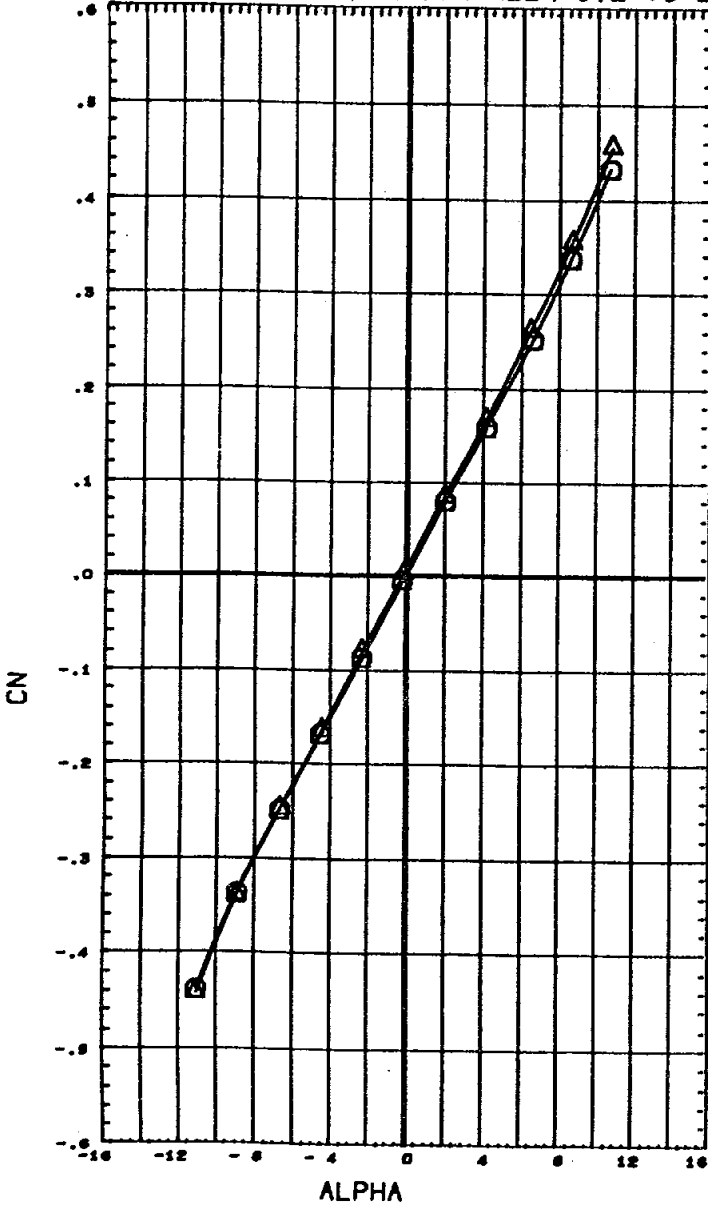


DATA SET SYMBOL CONFIGURATION DESCRIPTION
 (677002) M556 (IA1) NAR ATP BL LV (T3) (S1)
 (677004) M556 (IA1) NAR ATP BL LV (T3) (S2)

PHI	ORBINC	RUDDER	AILRON	REFERENCE INFORMATION
80.000				SREF 7.4190 30. IN.
90.000				LREF 5.3120 IN.
				BREF 5.3120 IN.
				XMRP 4.6200 IN.
				YMRP 0.0000 IN.
				ZMRP 0.0000 IN.
				SCALE 0.0040

MACH .90

EFFECT OF SRB LOCATION RELATIVE TO EXTERNAL TANK

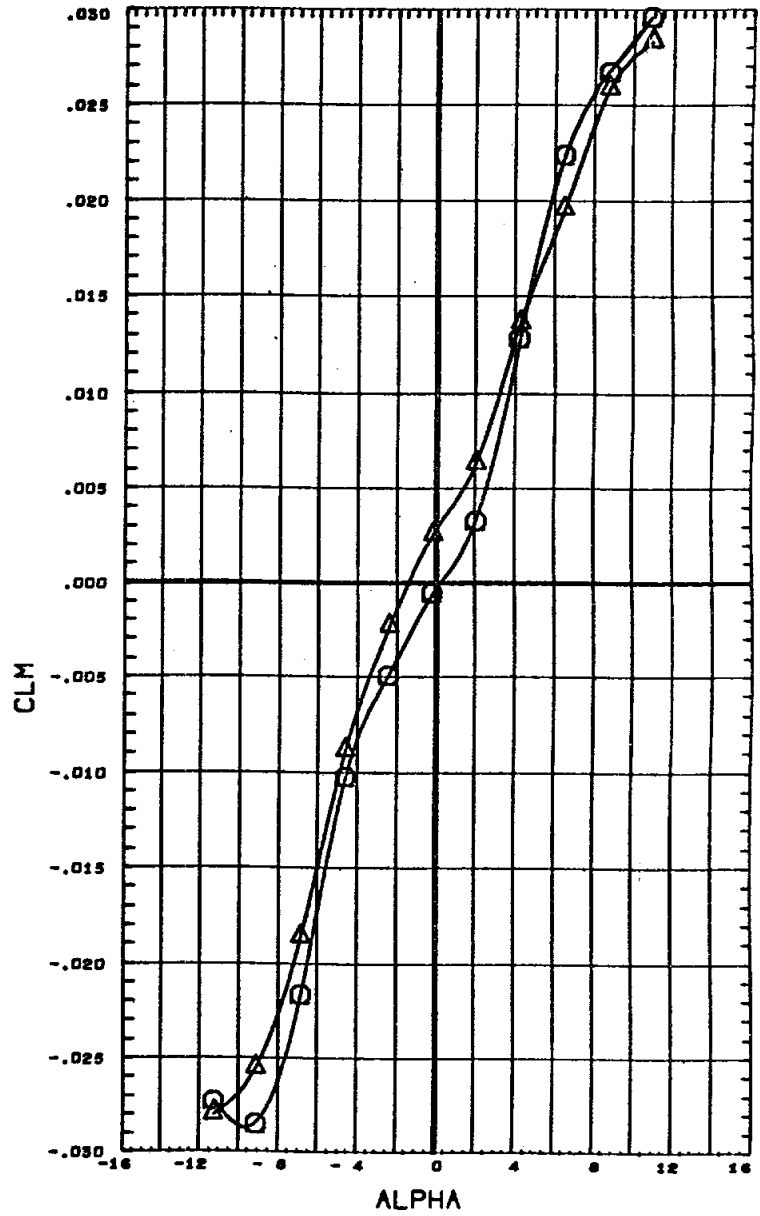
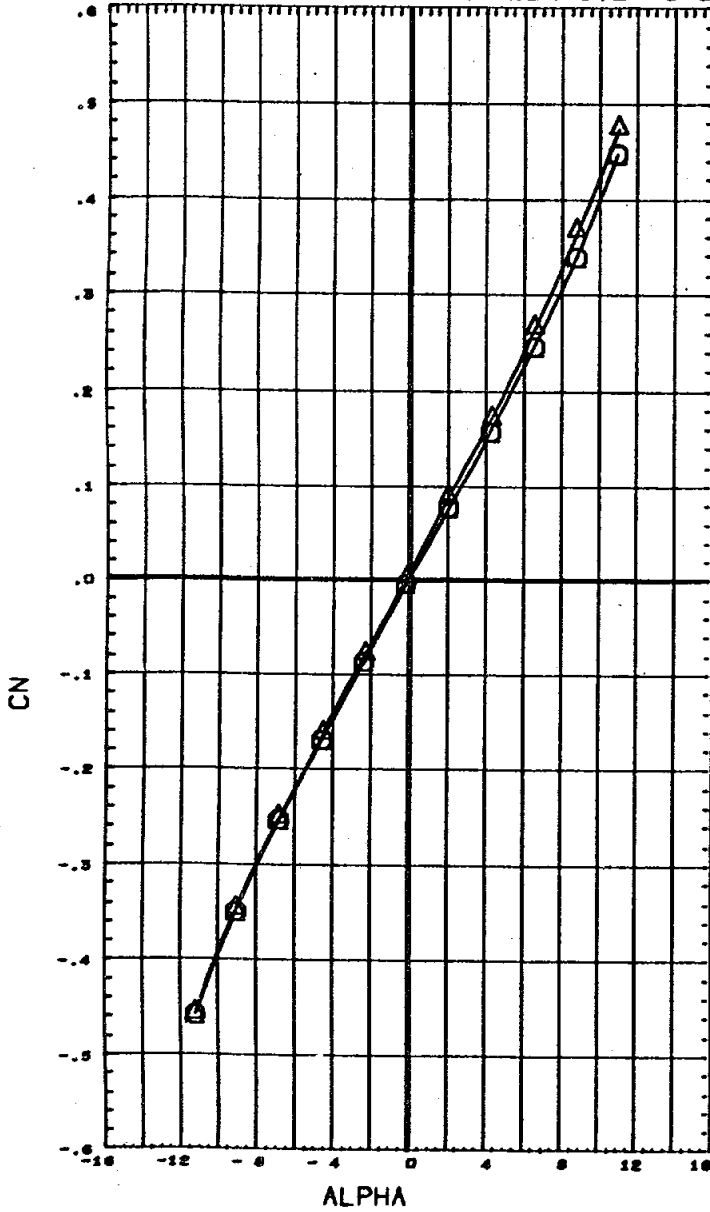


DATA SET SYMBOL CONFIGURATION DESCRIPTION
 (677002) ○ N556 (IA1) NAR ATP BL LV (TS) (S1)
 (677004) △ N556 (IA1) NAR ATP BL LV (TS) (S1)

PHI	ORBINC	RUDDER	AILRON	REFERENCE INFORMATION
80.000				SREF 7.4190 SQ. IN.
90.000				LREF 5.3120 IN.
				BREF 5.3120 IN.
				XNRP 4.8200 IN.
				YNRP 0.0000 IN.
				ZNRP 0.0000 IN.
				SCALE 0.0040

MACH 1.00

EFFECT OF SRB LOCATION RELATIVE TO EXTERNAL TANK

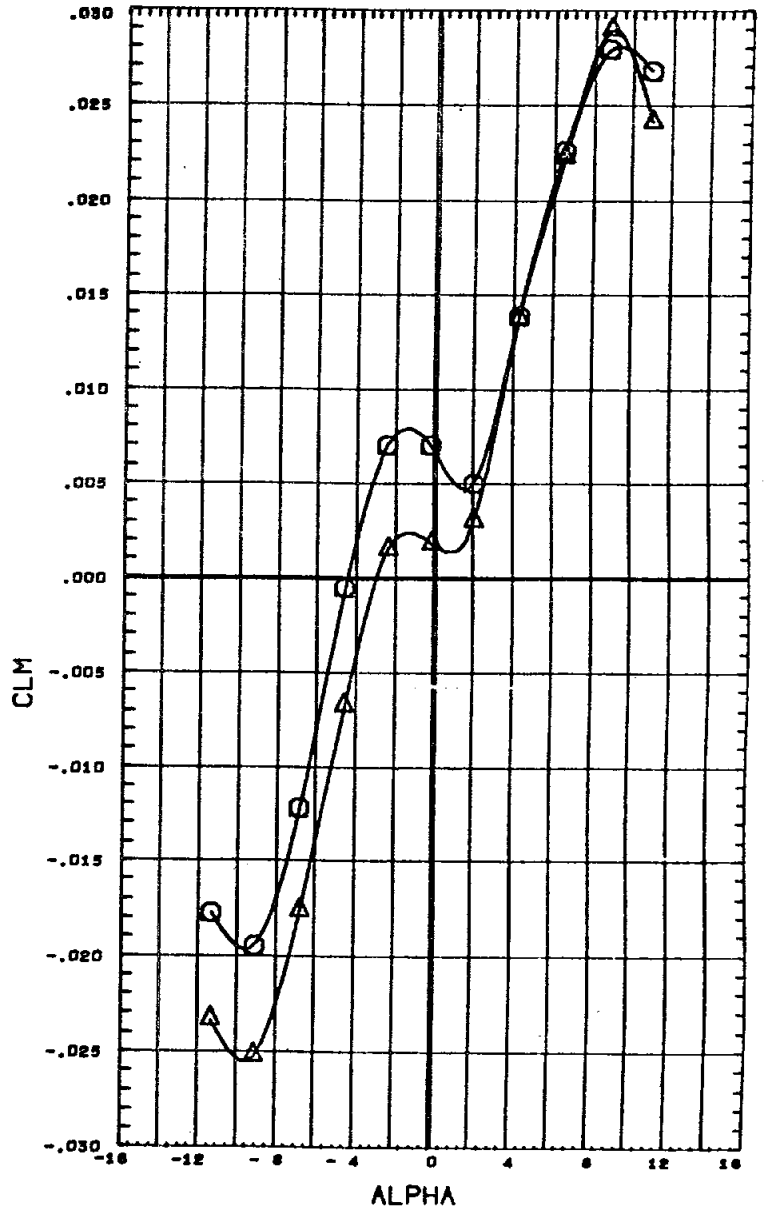
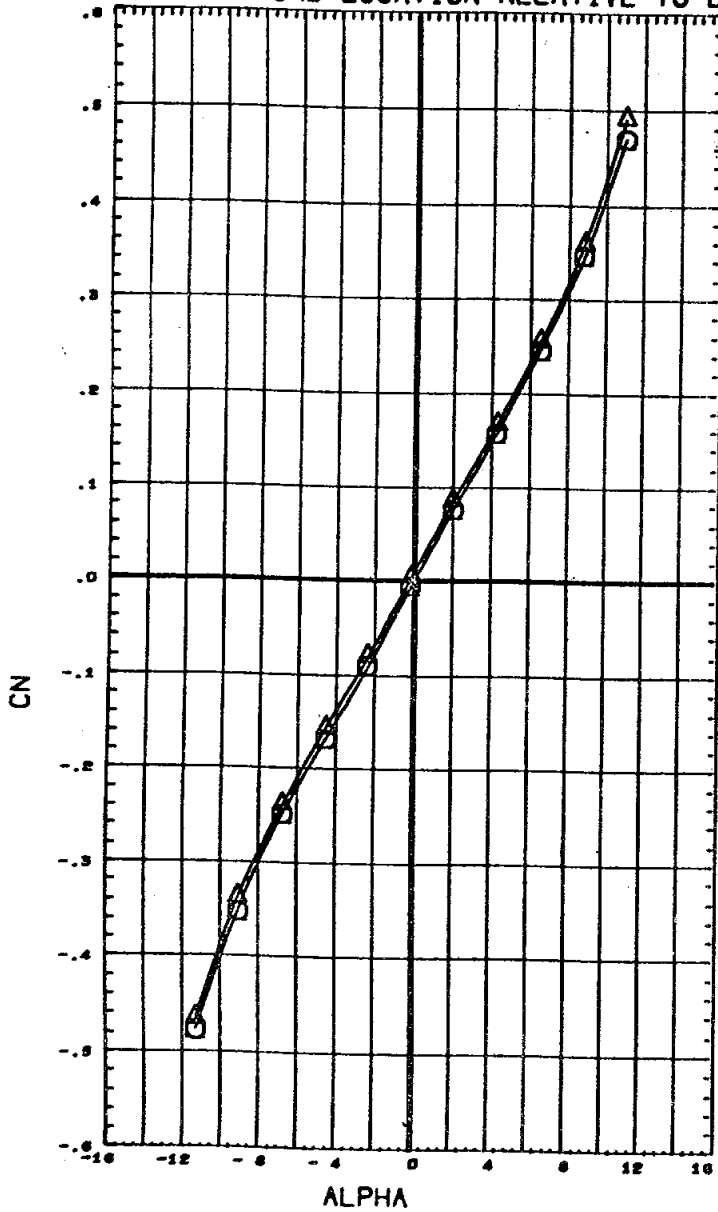


DATA SET SYMBOL CONFIGURATION DESCRIPTION
 (677002) ○ M556 (IA1) NAR ATP BL LV (T3) (S1)
 (677004) △ M556 (IA1) NAR ATP BL LV (T3) (S1)

PHI	ORBINC	RUDDER	AILRON	REFERENCE INFORMATION
80.000				SREF 7.4190 SQ. IN.
90.000				LREF 5.3120 IN.
				BREF 5.3120 IN.
				XNRP 4.6200 IN.
				YNRP 0.0000 IN.
				ZNRP 0.0000 IN.
				SCALE 0.0040

MACH 1.20

EFFECT OF SRB LOCATION RELATIVE TO EXTERNAL TANK

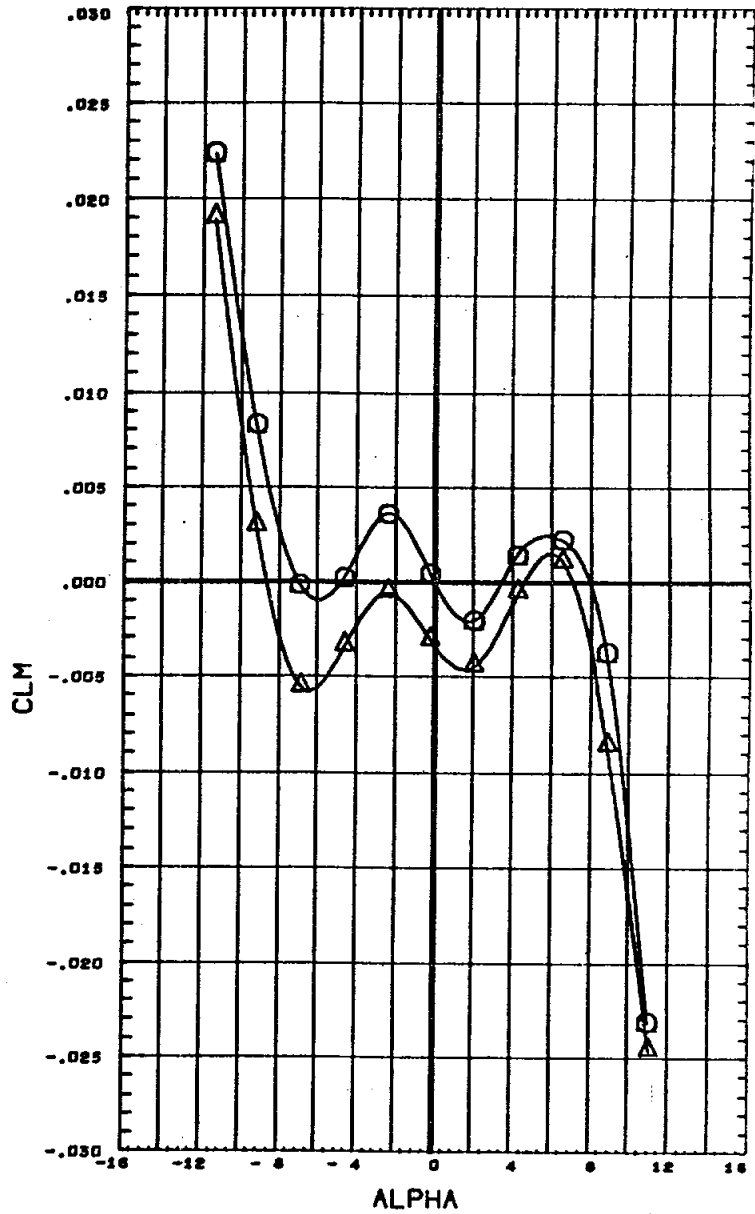
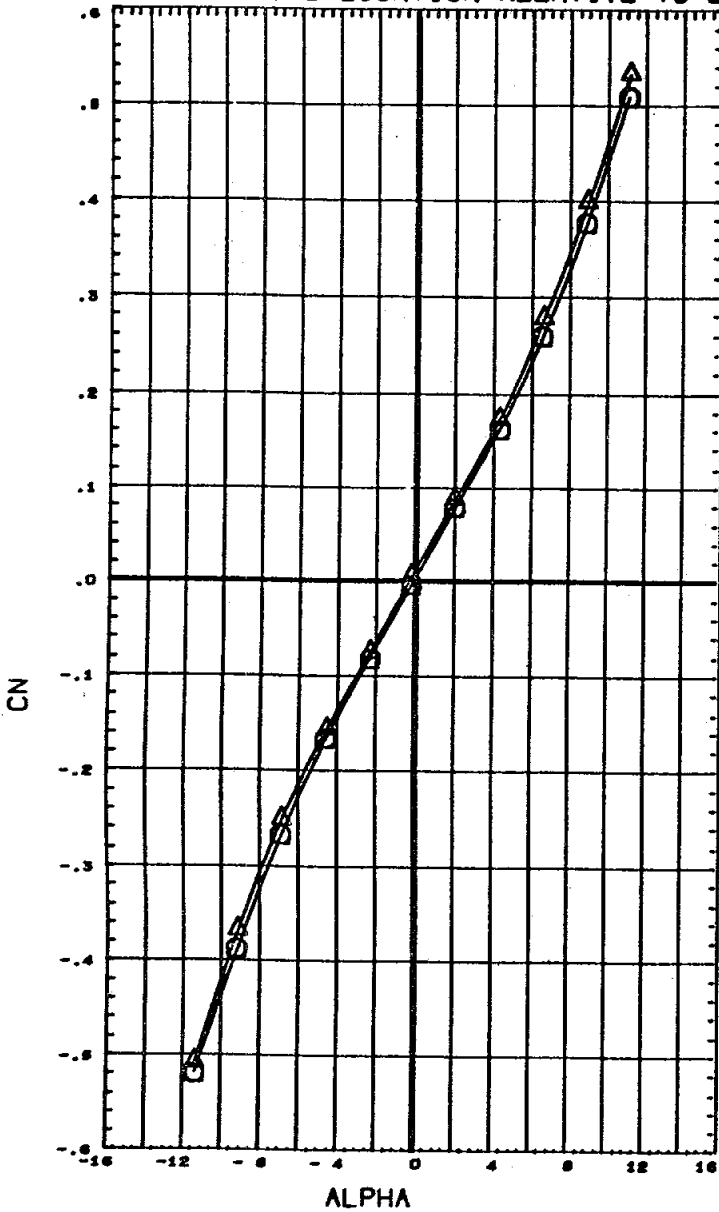


DATA SET SYMBOL CONFIGURATION DESCRIPTION
 (677002) ○ M556 (IAS) NAR ATP BL LV (T3) (S1)
 (677004) △ M556 (IAS) NAR ATP BL LV (T3) (S1)

PHI	ORBINC	RUDDER	AILRON	REFERENCE INFORMATION
80.000				SREF 7.4190 SQ. IN.
90.000				LREF 5.3120 IN.
				BREF 5.3120 IN.
				XMRP 4.8200 IN.
				YMRP 0.0000 IN.
				ZMRP 0.0000 IN.
				SCALE 0.0040

MACH 1.46

EFFECT OF SRB LOCATION RELATIVE TO EXTERNAL TANK

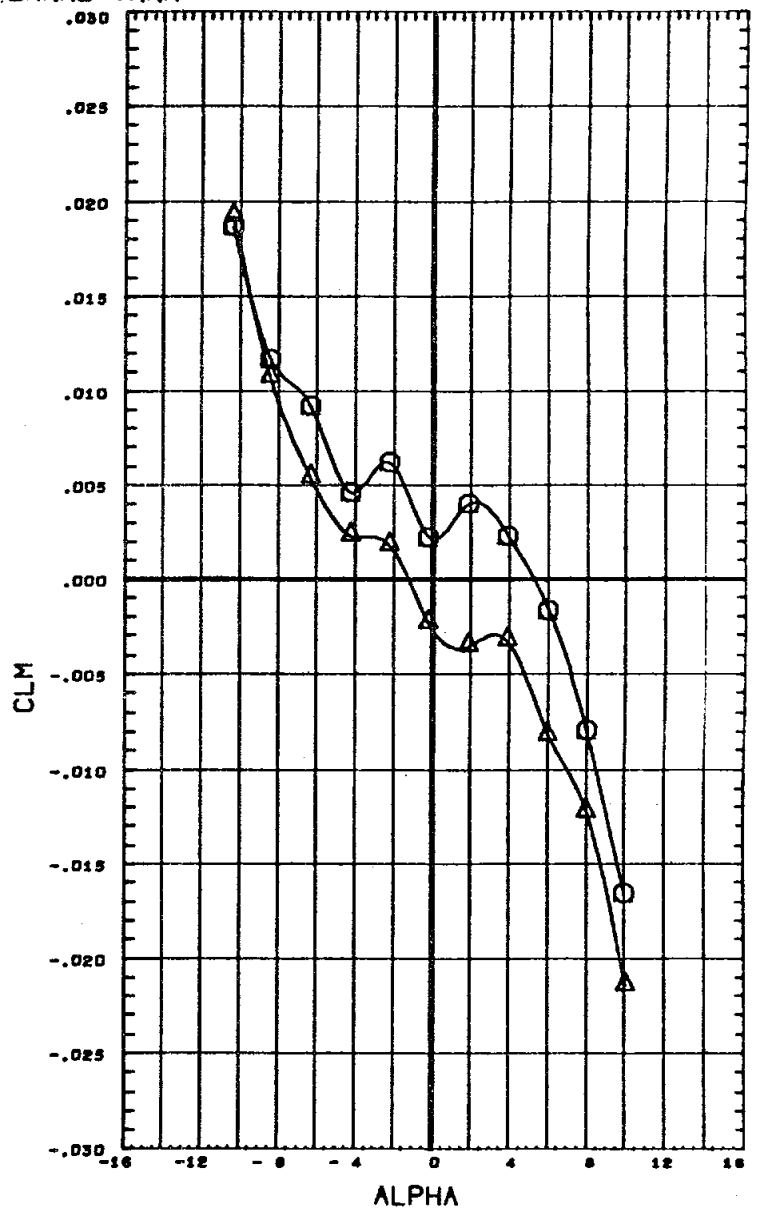
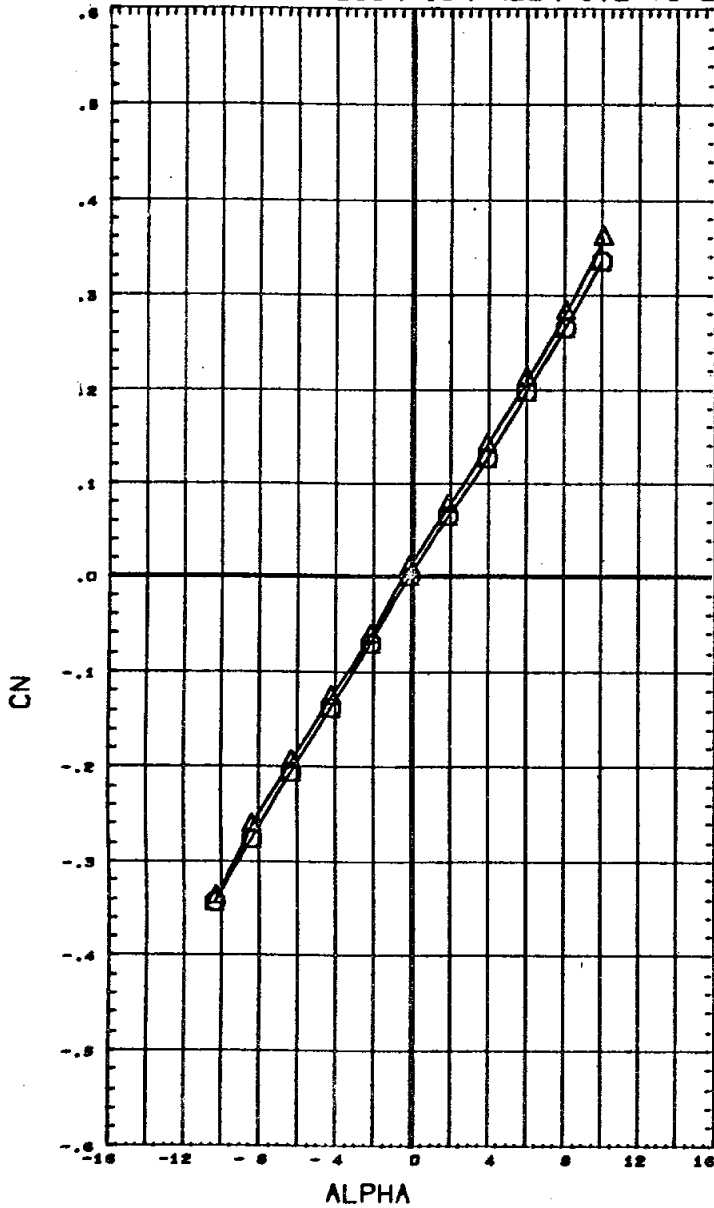


DATA SET SYMBOL CONFIGURATION DESCRIPTION
 (C77002) ○ M556 (IA1) NAR ATP BL LV (T3) (S1)
 (C77004) △ M556 (IA1) NAR ATP BL LV (T3) (S1)

PHI	ORBINC	RUDDER	AILRON	REFERENCE INFORMATION
60.000				SREF 7.4190 SQ. IN.
90.000				LREF 5.3120 IN.
				BREF 5.3120 IN.
				XMRP 4.6200 IN.
				YMRP 0.0000 IN.
				ZMRP 0.0000 IN.
				SCALE 0.0040

MACH 1.97

EFFECT OF SRB LOCATION RELATIVE TO EXTERNAL TANK

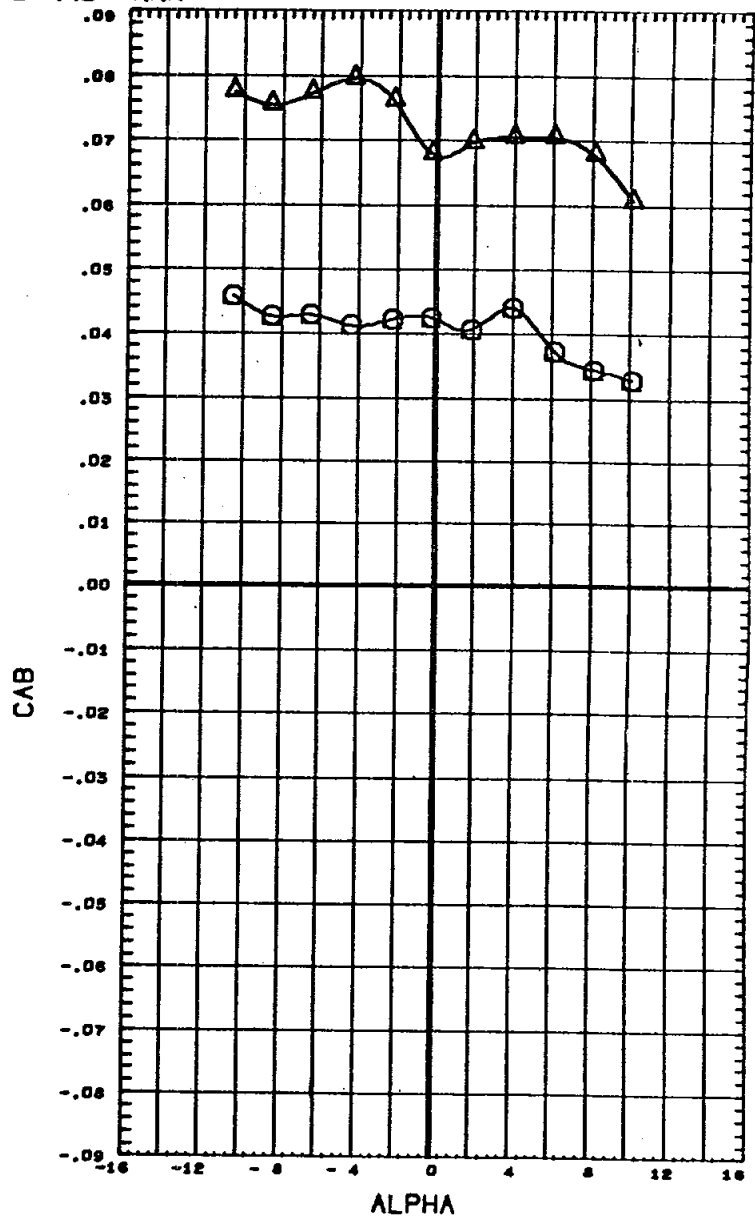
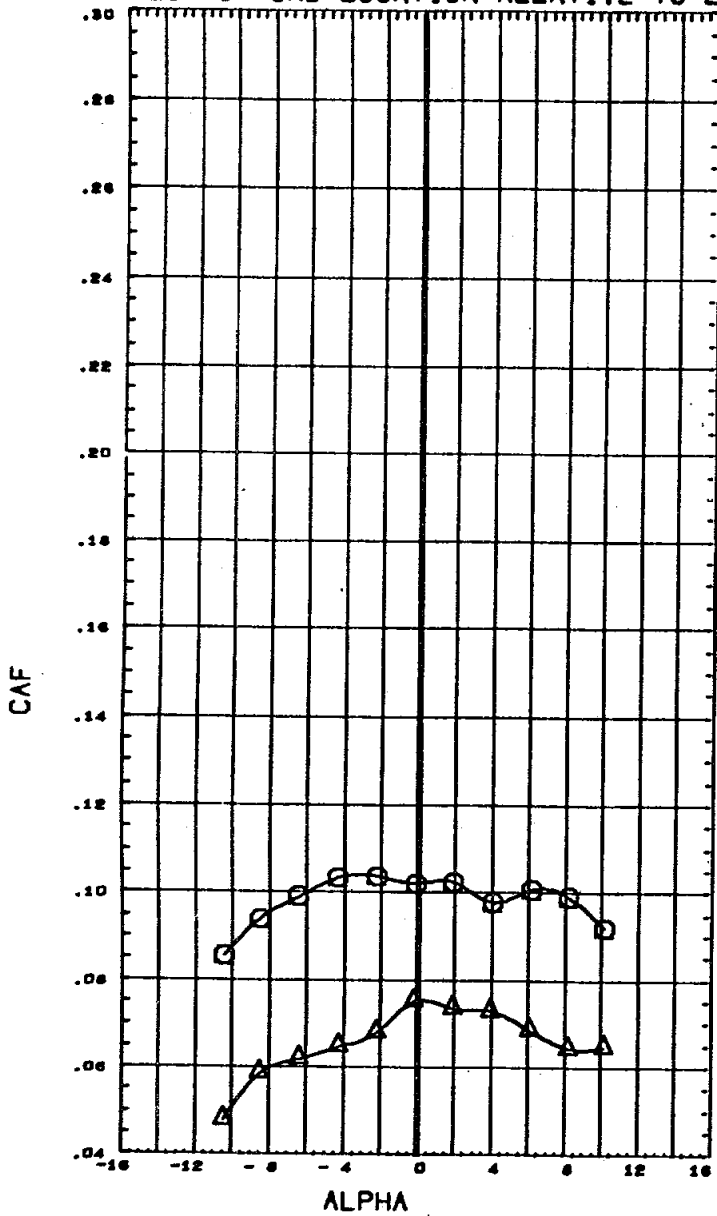


DATA SET SYMBOL CONFIGURATION DESCRIPTION
 (677002) ○ M556 (IA1) NAR ATP BL LV (T3) (S1)
 (677004) △ M556 (IA1) NAR ATP BL LV (T3) (S1)

PHI	ORBINC	RUDDER	AILRON	REFERENCE INFORMATION
90.000				SREF 7.4190 90. IN.
90.000				LREF 5.3120 IN.
				BREF 5.3120 IN.
				XMRP 4.8200 IN.
				YMRP 0.0000 IN.
				ZMRP 0.0000 IN.
				SCALE 0.0040

MACH 4.96

EFFECT OF SRB LOCATION RELATIVE TO EXTERNAL TANK

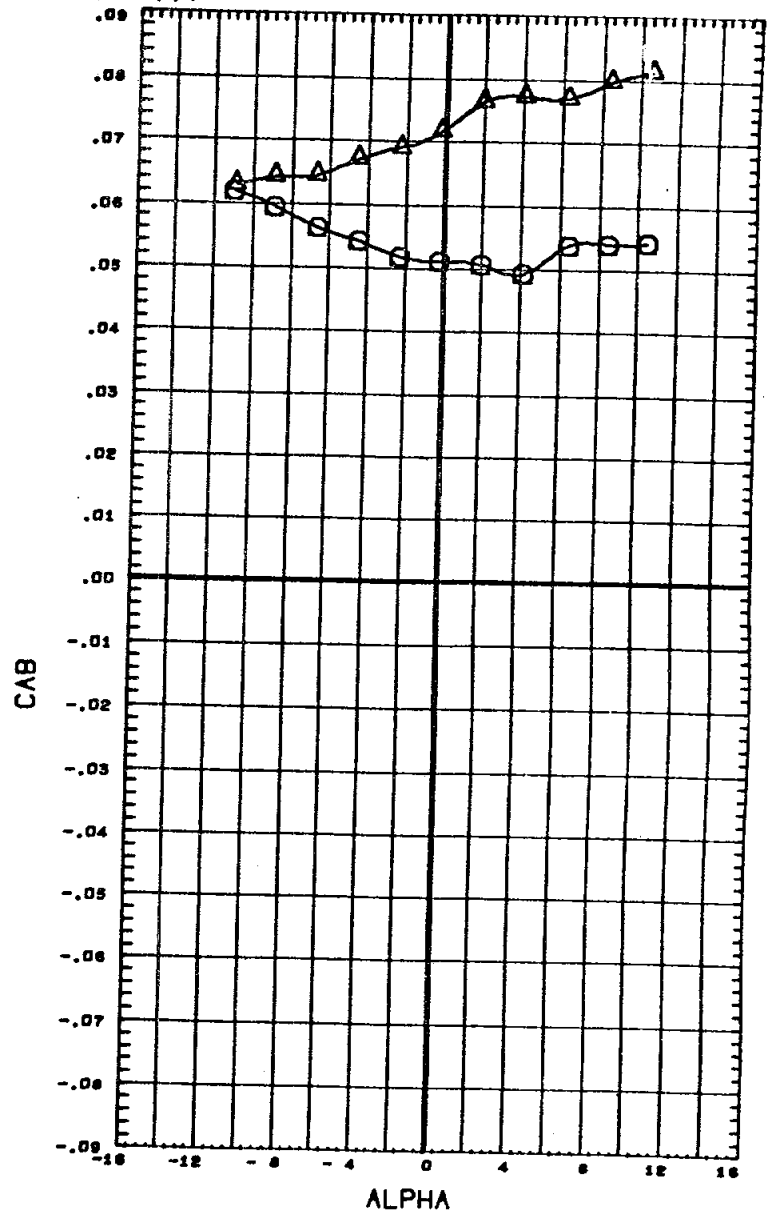
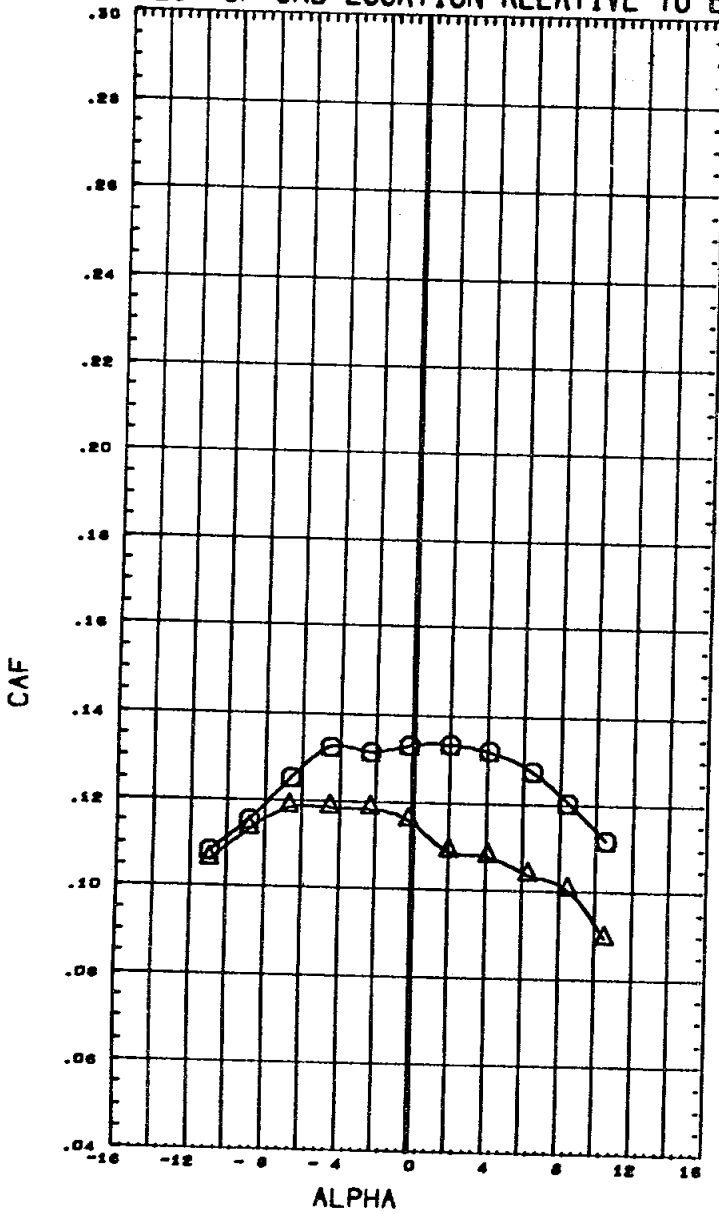


DATA SET SYMBOL CONFIGURATION DESCRIPTION
 (677002) ○ M556 (IA1) NAR ATP BL LV (T3) (S1)
 (677004) △ M556 (IA1) NAR ATP BL LV (T5) (S1)

PHI	ORBINC	RUDDER	AILRON	REFERENCE INFORMATION
80.000				SREF 7.4190 sq. IN.
90.000				LREF 5.3120 IN.
				BREF 5.3120 IN.
				XNRP 4.8200 IN.
				YNRP 0.0000 IN.
				ZNRP 0.0000 IN.
				SCALE 0.0040

MACH .60

EFFECT OF SRB LOCATION RELATIVE TO EXTERNAL TANK

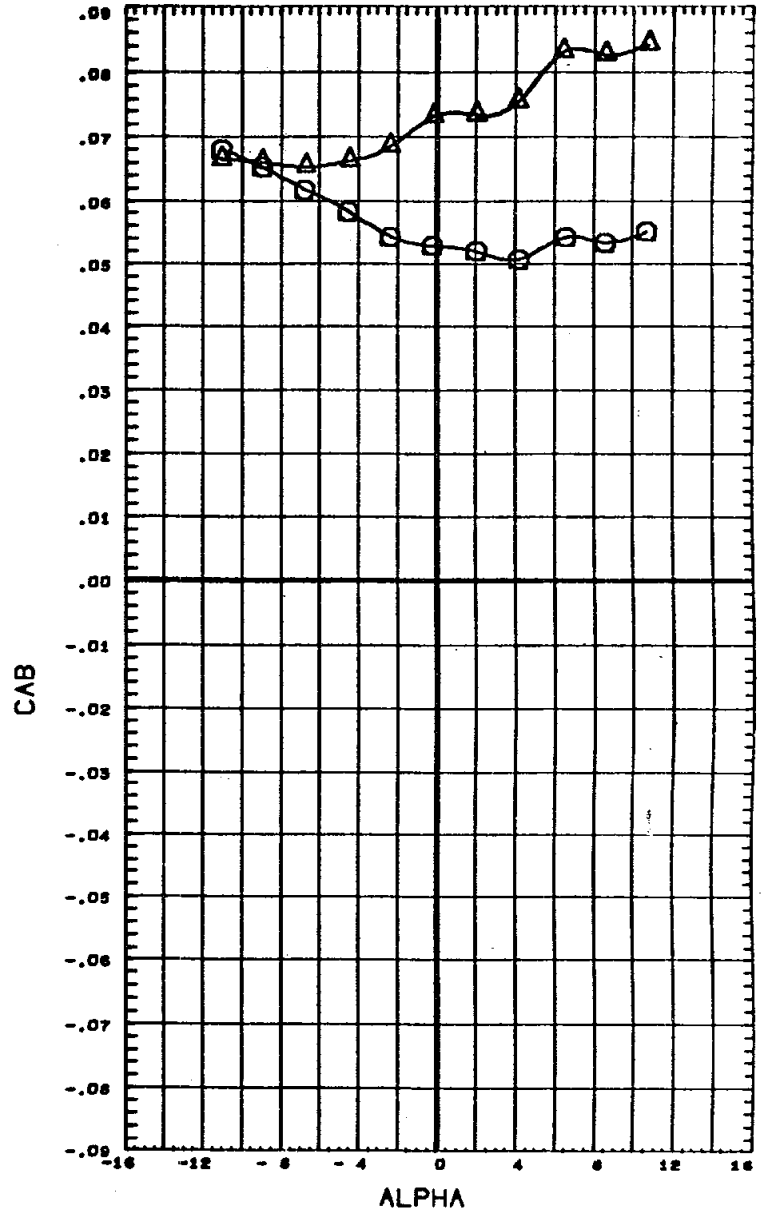
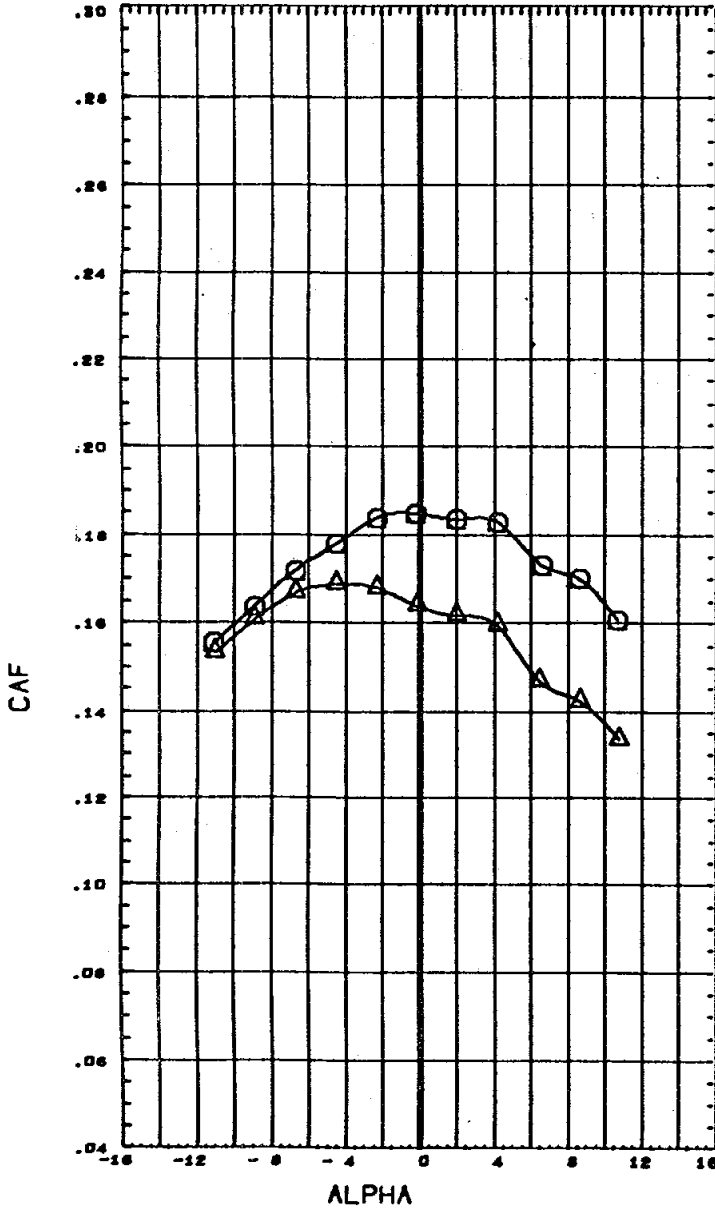


DATA SET SYMBOL CONFIGURATION DESCRIPTION
 (677002) ○ M556 (IA1) NAR ATP BL LV (73) (S1)
 (677004) △ M556 (IA1) NAR ATP BL LV (73) (S1)

PHI	ORBINC	RUDDER	AILRON	REFERENCE INFORMATION
80.000				SREF 7.4190 SQ. IN.
90.000				LREF 5.3120 IN.
				BREF 5.3120 IN.
				XMRP 4.8200 IN.
				YMRP 0.0000 IN.
				ZMRP 0.0000 IN.
				SCALE 0.0040

MACH .90

EFFECT OF SRB LOCATION RELATIVE TO EXTERNAL TANK

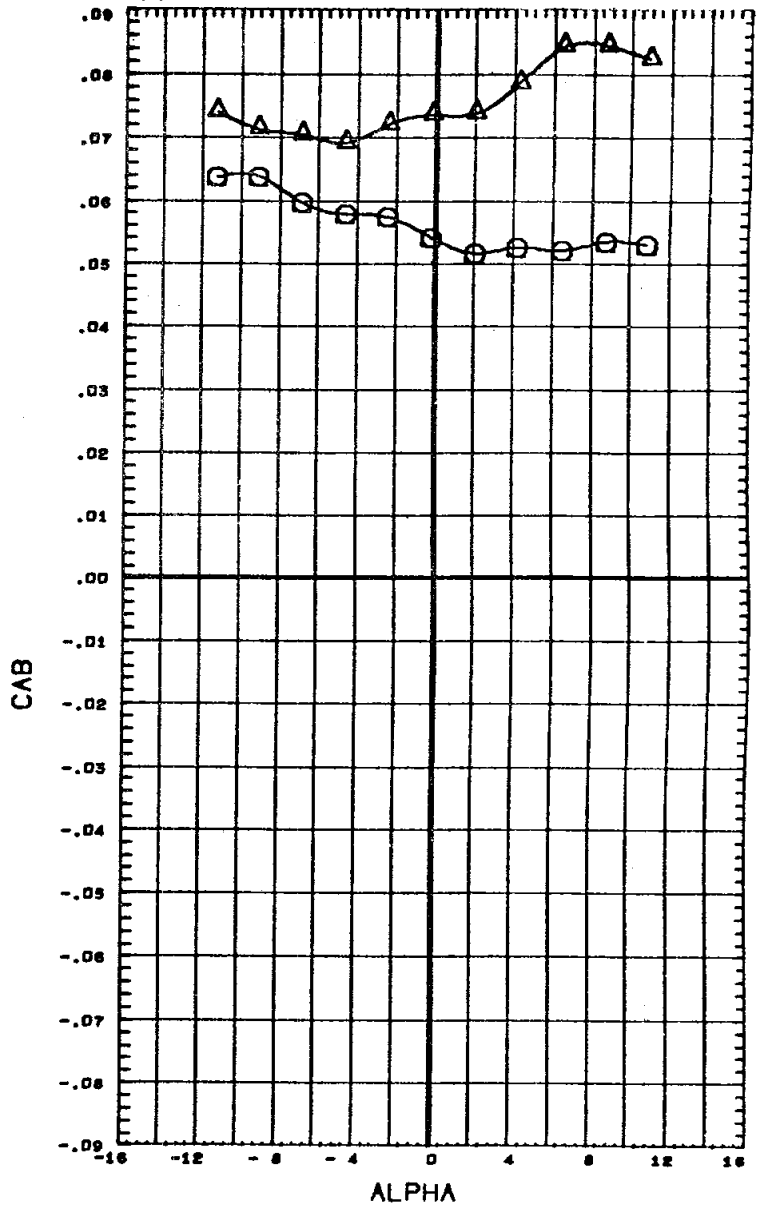
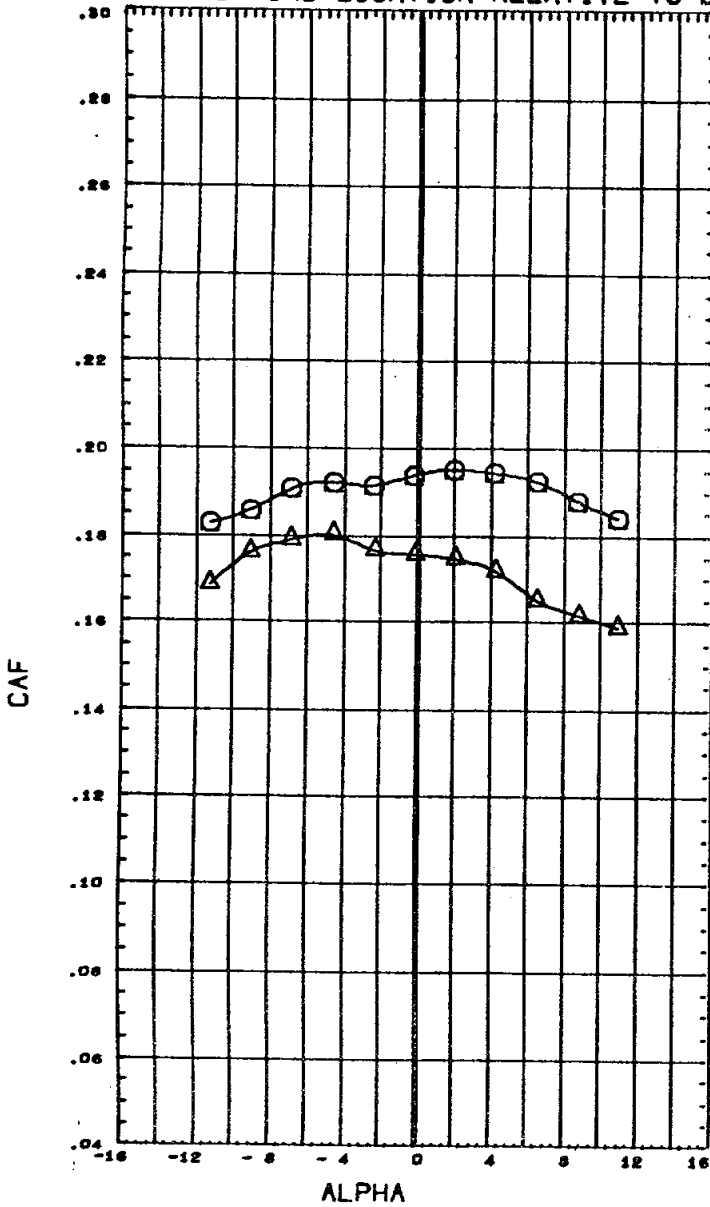


DATA SET SYMBOL CONFIGURATION DESCRIPTION
 (677002) Q M556 (IA1) NAR ATP BL LV (TS) (S1)
 (677004) Q M556 (IA1) NAR ATP BL LV (TS) (S1)

PHI	ORBINC	RUDDER	AILRON	REFERENCE INFORMATION
80.000				SREF 7.4190 SQ. IN.
80.000				LREF 5.3120 IN.
				BREF 5.3120 IN.
				XMRP 4.8200 IN.
				YMRP 0.0000 IN.
				ZMRP 0.0000 IN.
				SCALE 0.0040

MACH 1.00

EFFECT OF SRB LOCATION RELATIVE TO EXTERNAL TANK

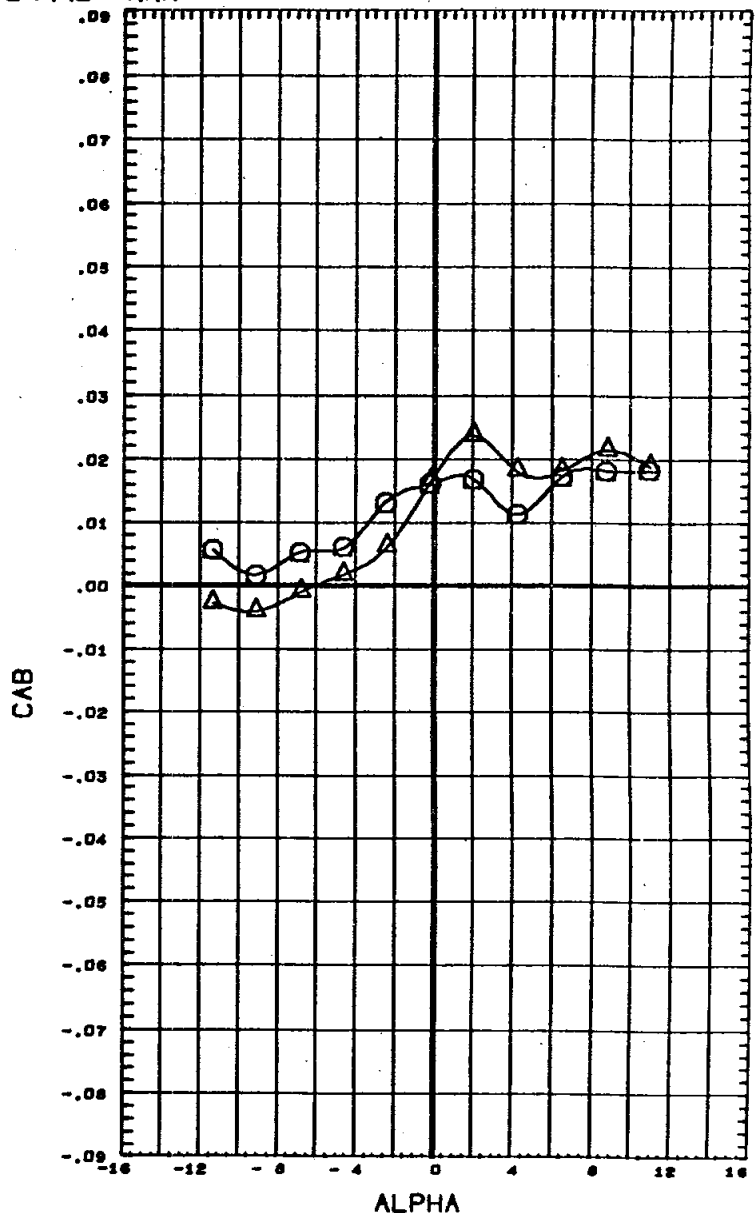
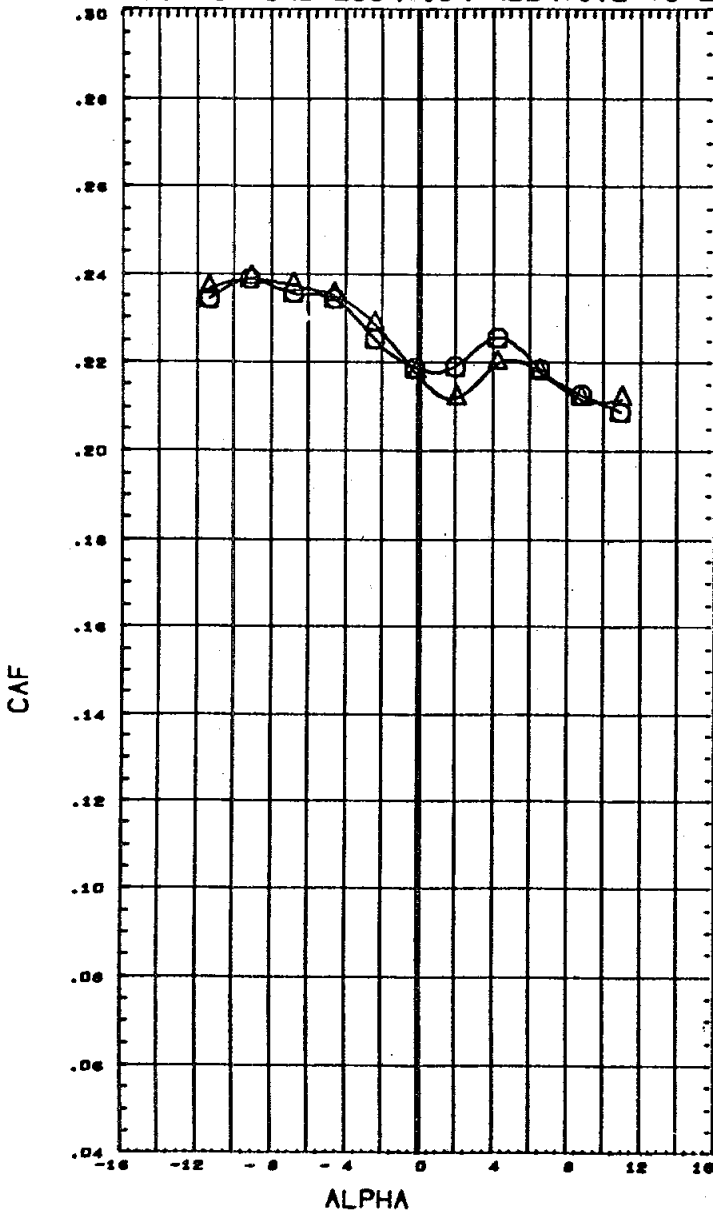


DATA SET SYMBOL CONFIGURATION DESCRIPTION
 (677002) ○ M556 (IA1) NAR ATP BL LV (T3) (S1)
 (677004) △ M556 (IA1) NAR ATP BL LV (T3) (S1)

PHI	ORBINC	RUDDER	AILRON	REFERENCE INFORMATION
80.000				SREF 7.4190 36 IN.
90.000				LREF 5.3120 IN.
				BREF 5.3120 IN.
				XMRP 4.8200 IN.
				YMRP 0.0000 IN.
				ZMRP 0.0000 IN.
				SCALE 0.0040

MACH 1.20

EFFECT OF SRB LOCATION RELATIVE TO EXTERNAL TANK

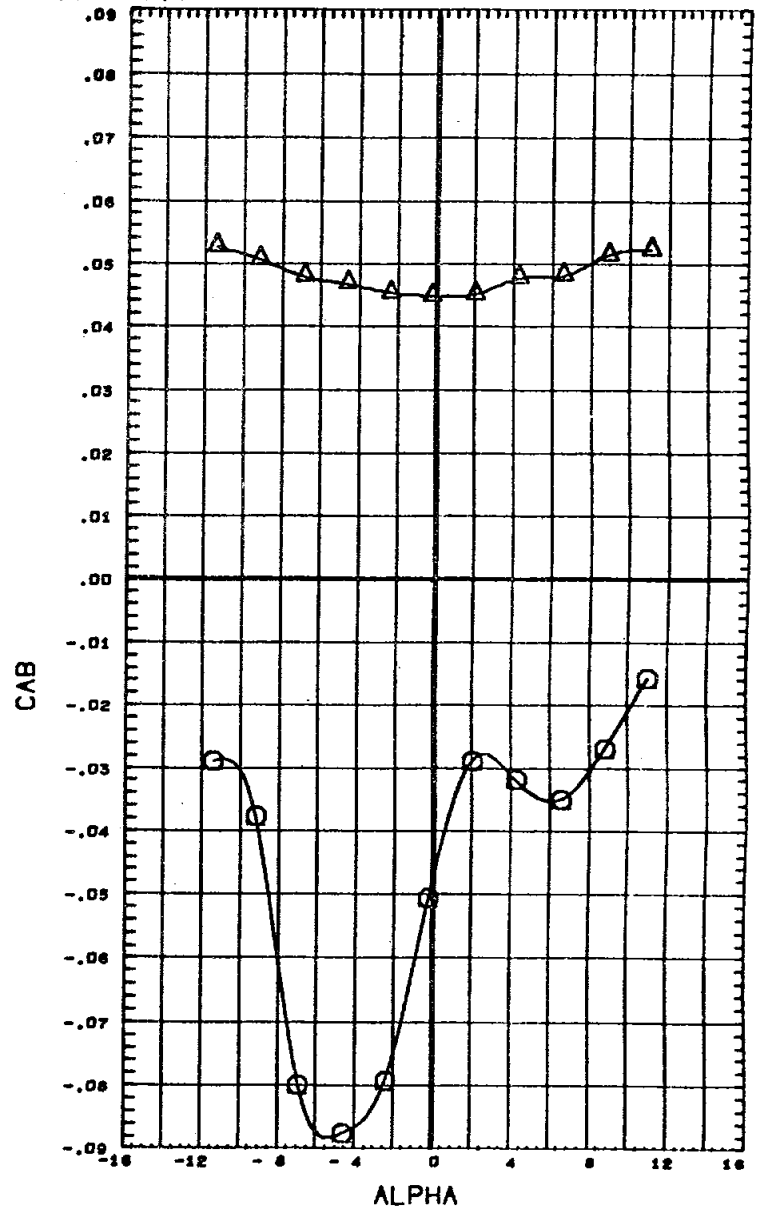
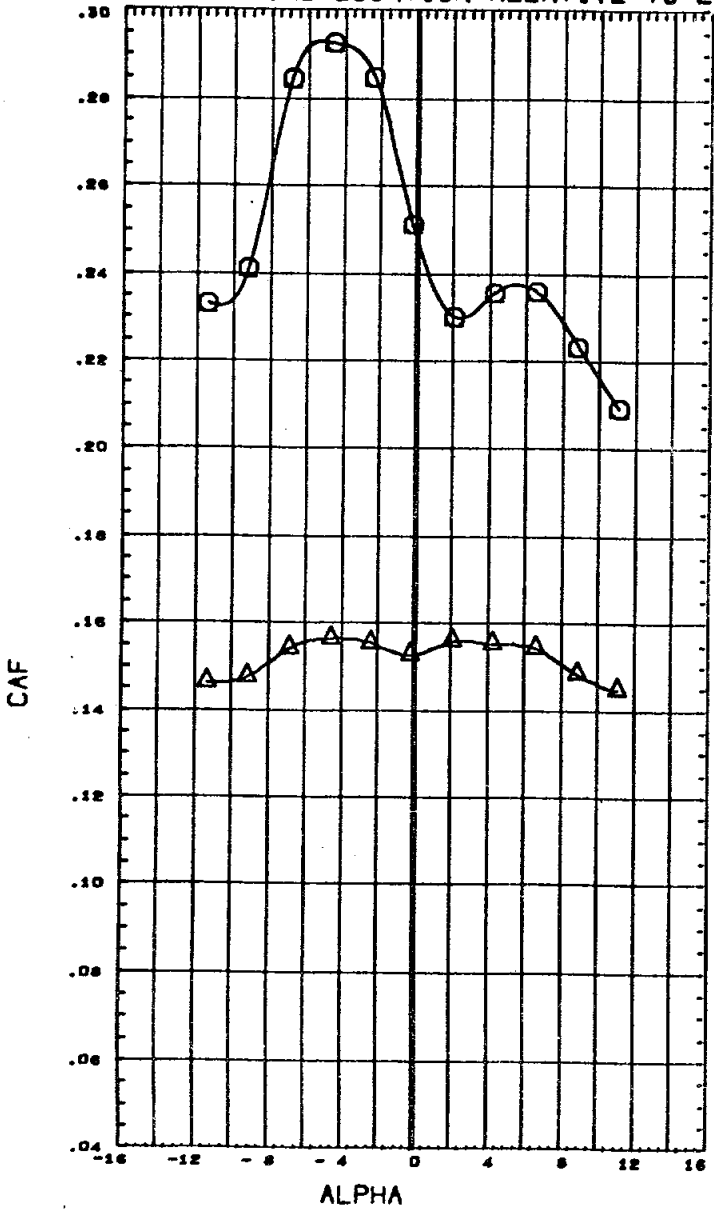


DATA SET SYMBOL CONFIGURATION DESCRIPTION
 (C77002) ○ M556 (IA1) MAR ATP BL LV (T3) (S1)
 (C77004) △ M556 (IA1) MAR ATP BL LV (T3) (S1)

PHI	ORBINC	RUDDER	AILRON	REFERENCE INFORMATION
80.000				SREF 7.4190 90. IN.
90.000				LREF 5.3120 IN.
				BREF 5.3120 IN.
				XMRP 4.8200 IN.
				YMRP 0.0000 IN.
				ZMRP 0.0000 IN.
				SCALE 0.0040

MACH 1.46

EFFECT OF SRB LOCATION RELATIVE TO EXTERNAL TANK

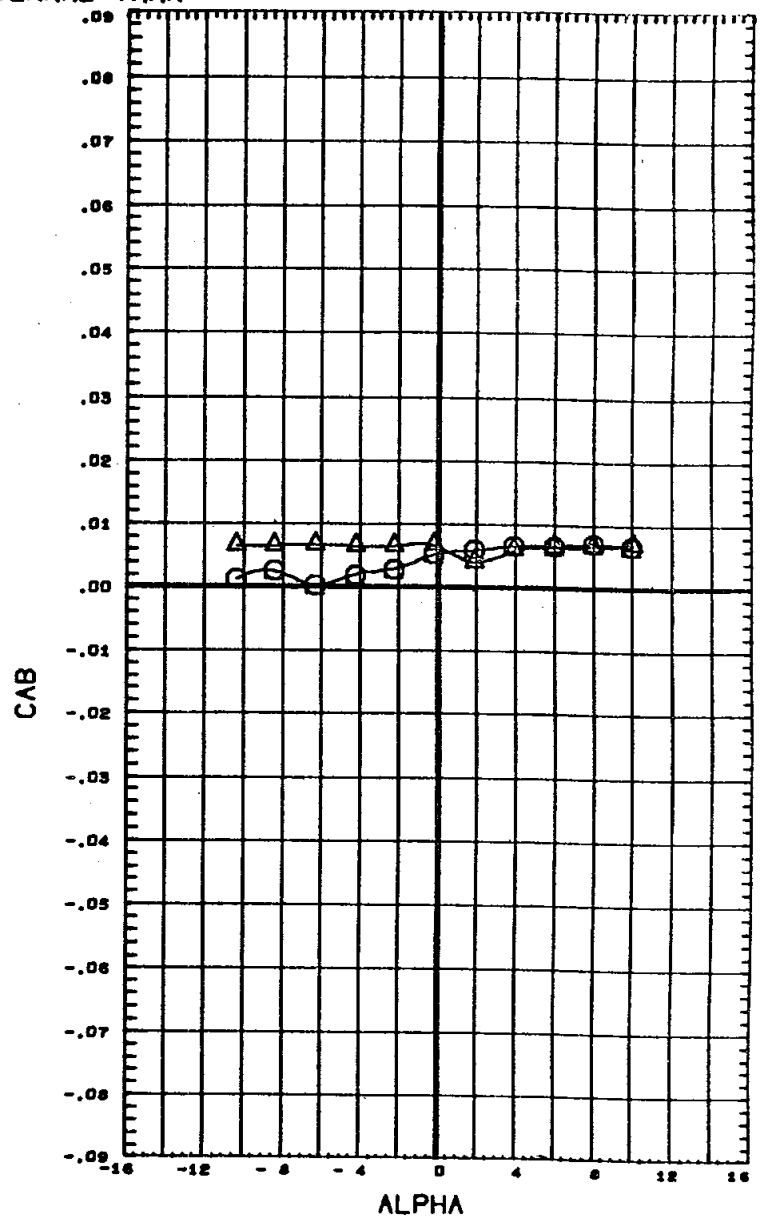
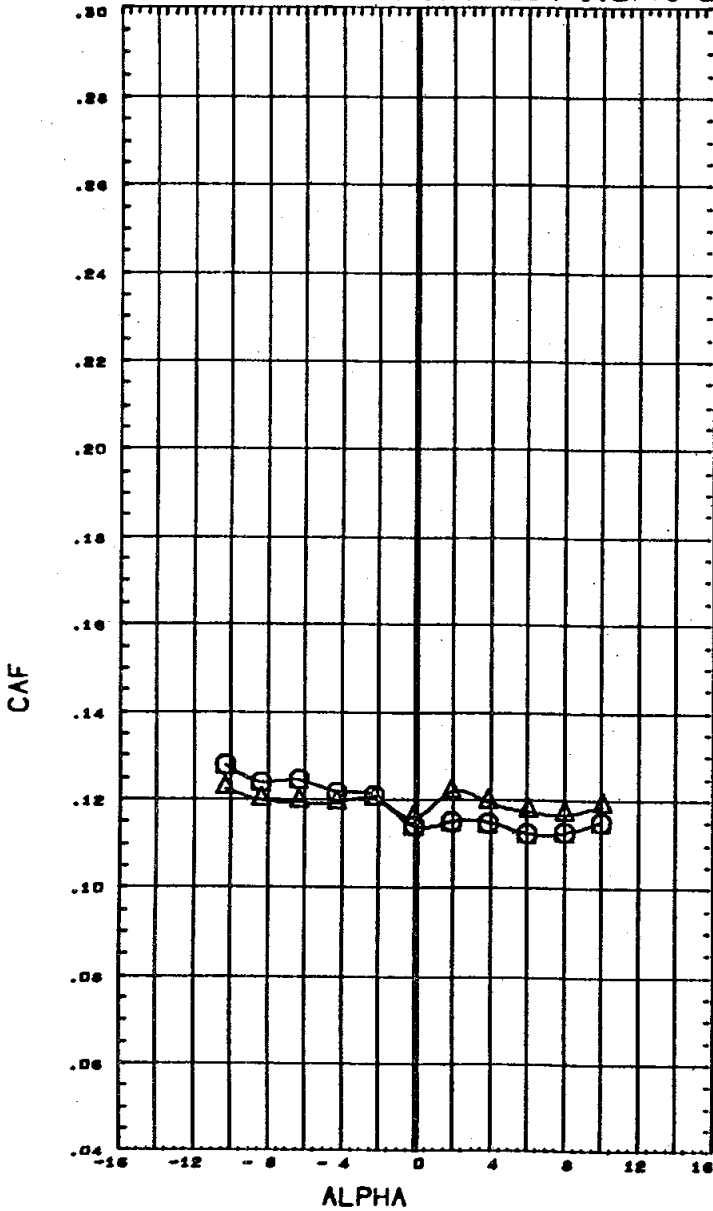


DATA SET SYMBOL CONFIGURATION DESCRIPTION
 (677002) ○ M556 (IA1) NAR ATP BL LV (73) (81)
 (677004) △ M556 (IA1) NAR ATP BL LV (73) (81)

PHI	ORBINC	RUDDER	AILRON	REFERENCE INFORMATION
80.000				SREF 7.4190 SQ. IN.
90.000				LREF 9.3120 IN.
				BREF 9.3120 IN.
				XMRP 4.8200 IN.
				YMRP 0.0000 IN.
				ZMRP 0.0000 IN.
				SCALE 0.0040

MACH 1.97

EFFECT OF SRB LOCATION RELATIVE TO EXTERNAL TANK

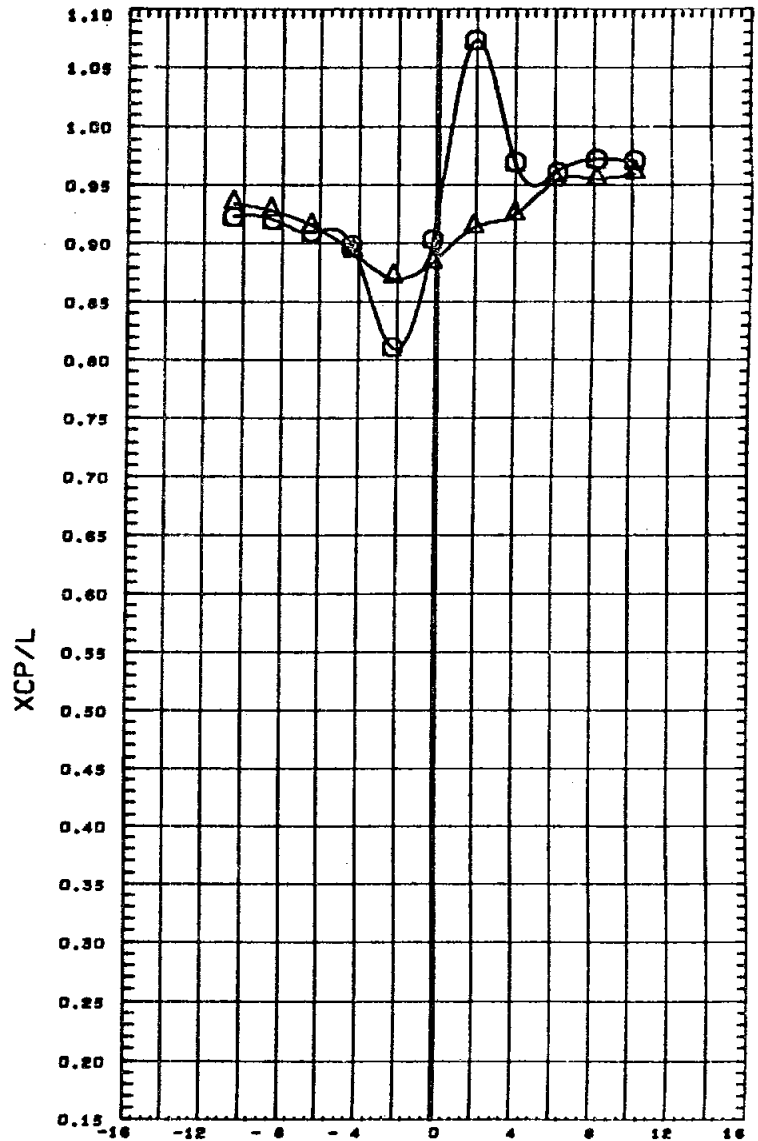
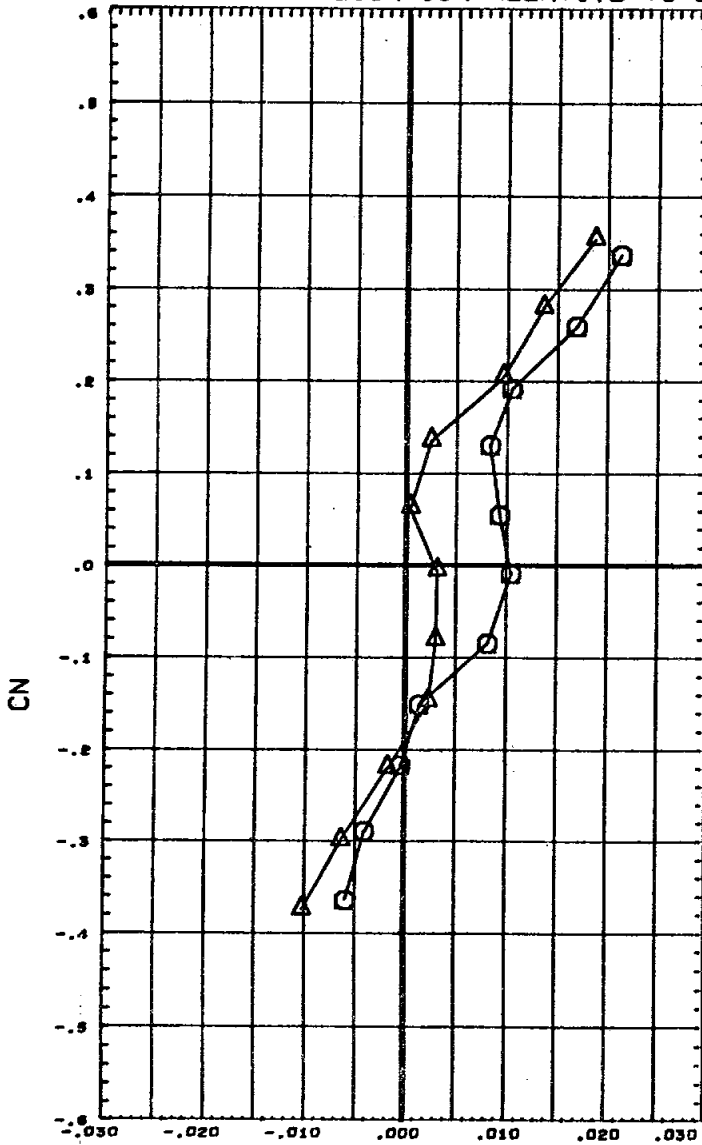


DATA SET SYMBOL CONFIGURATION DESCRIPTION
 (G77002) \odot M556 (IA1) NAR ATP BL LV (T3) (S1)
 (G77004) \triangle M556 (IA1) NAR ATP BL LV (T3) (S2)

PHI	ORBINC	RUDDER	AILRON	REFERENCE INFORMATION
80.000				SREF 7.4150 SQ. IN.
90.000				LREF 5.3120 IN.
				BREF 5.3120 IN.
				XNRP 4.6200 IN.
				YNRP 0.0000 IN.
				ZNRP 0.0000 IN.
				SCALE 0.0040

MACH 4.96

EFFECT OF SRB LOCATION RELATIVE TO EXTERNAL TANK



CLM

DATA SET SYMBOL CONFIGURATION DESCRIPTION
 (677002) M556 (IA1) NAR ATP BL LV (T3) (S1)
 (677004) M556 (IA1) NAR ATP BL LV (T3) (S1)

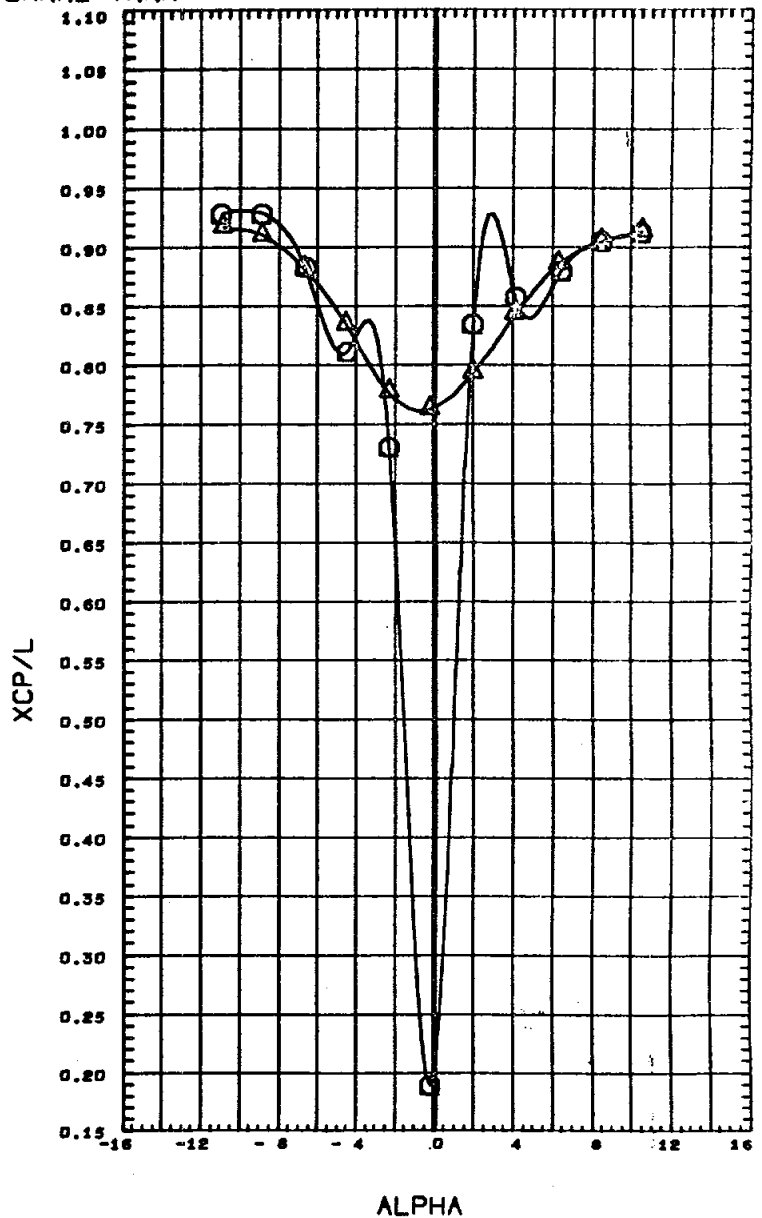
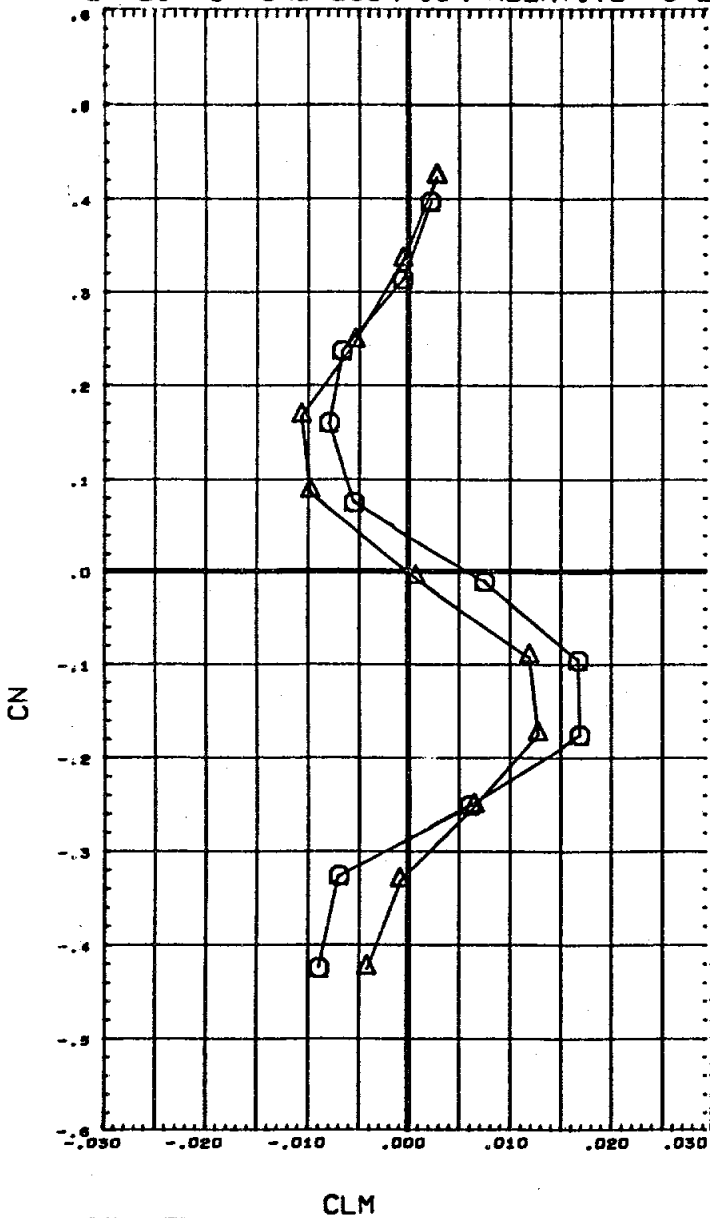
ALPHA

PHI	ORBINC	RUDDER	AILRON	REFERENCE INFORMATION
80.000				SREF 7.4190 90 IN.
90.000				LREF 5.3120 IN.
				BREF 5.3120 IN.
				XMRP 4.0200 IN.
				YMRP 0.0000 IN.
				ZMRP 0.0000 IN.
				SCALE 0.0040

MACH .60

PAGE 320

EFFECT OF SRB LOCATION RELATIVE TO EXTERNAL TANK



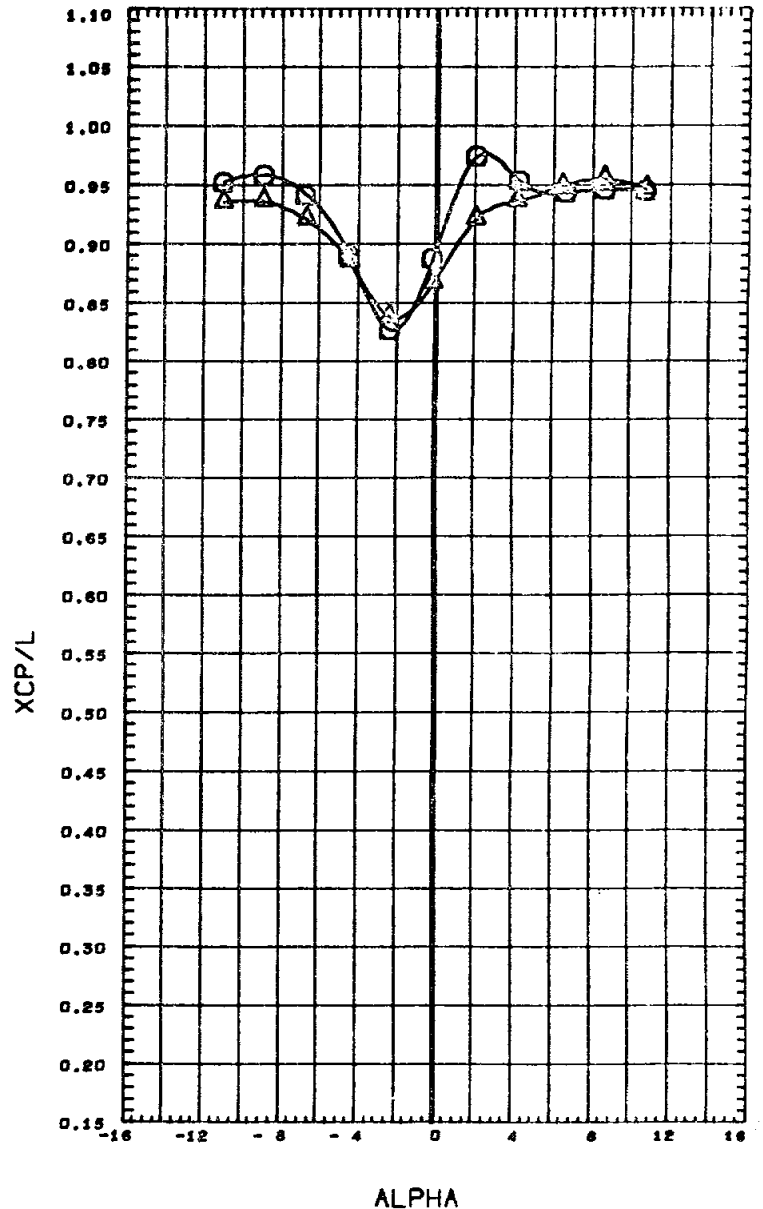
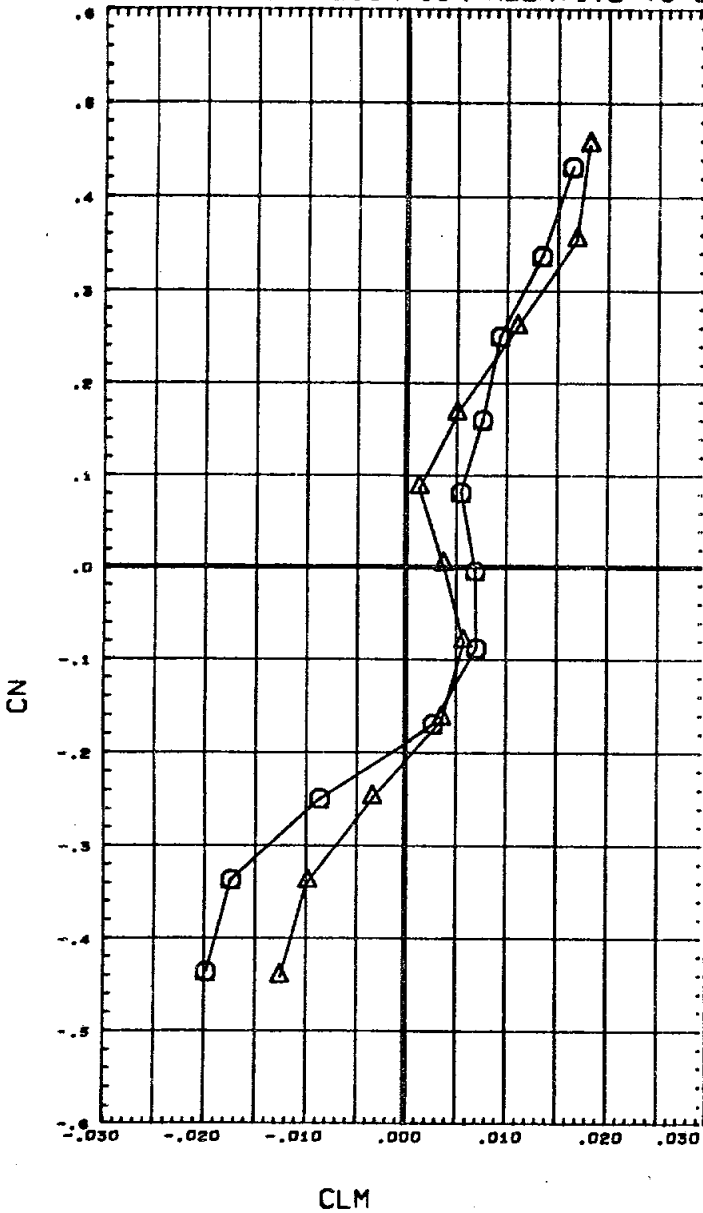
DATA SET SYMBOL CONFIGURATION DESCRIPTION
 (677002) ○ M556 (IA1) NAR ATP BL LV (T3) (81)
 (677004) △ M556 (IA1) NAR ATP BL LV (T3) (81)

PHI ORBINC RUDDER AILRON REFERENCE INFORMATION
 80.000
 90.000
 SREF 7.4190 90 IN.
 LREF 5.3120 IN.
 BREF 5.3120 IN.
 XMRP 4.8200 IN.
 YMRP 0.0000 IN.
 ZMRP 0.0000 IN.
 SCALE 0.0040

MACH .90

PAGE 321

EFFECT OF SRB LOCATION RELATIVE TO EXTERNAL TANK



CLM

ALPHA

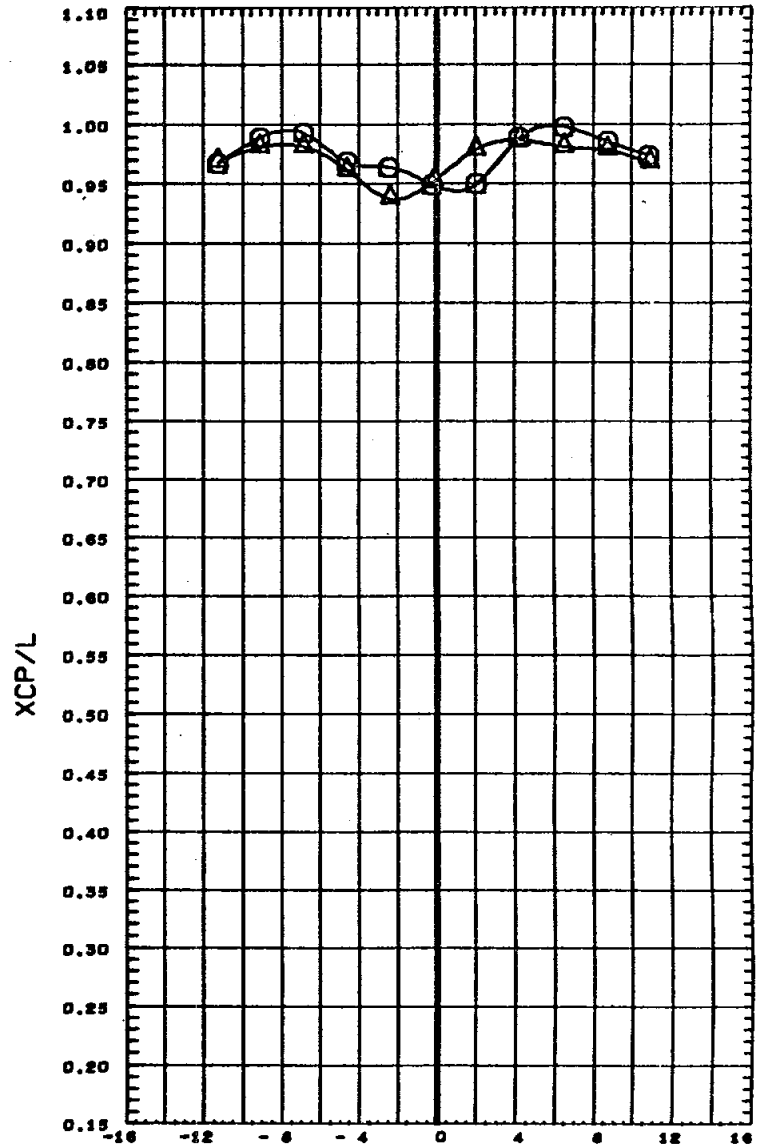
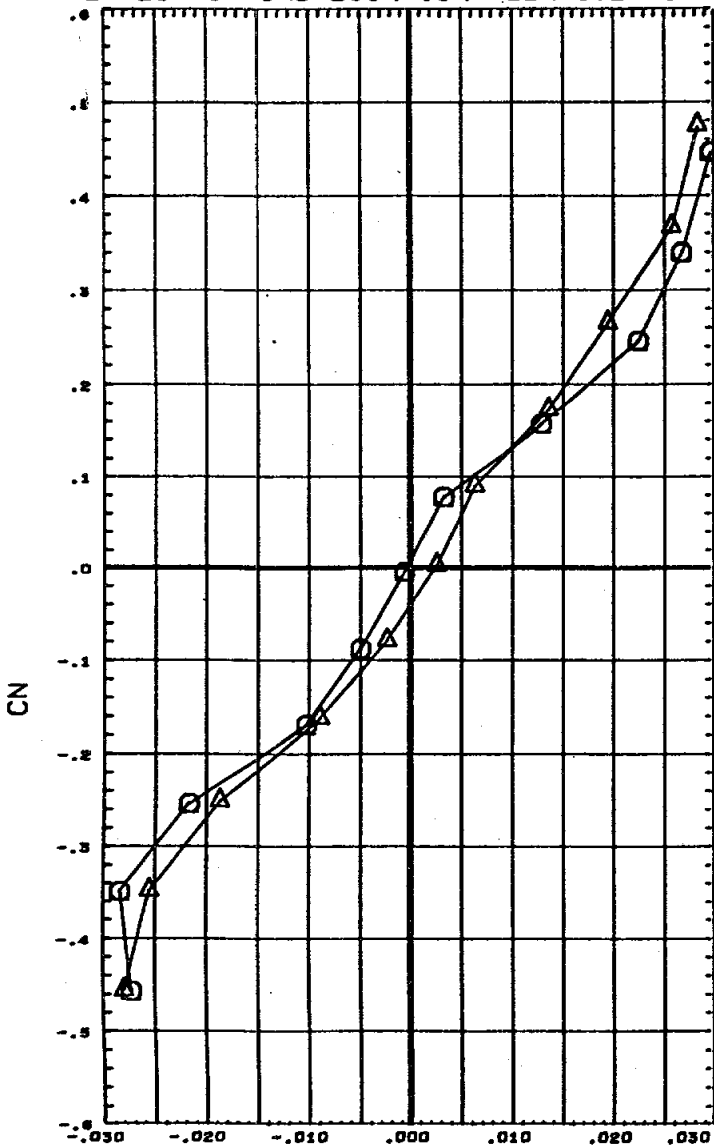
DATA SET SYMBOL CONFIGURATION DESCRIPTION
 (677002) ○ M556 (IA1) NAR ATP BL LV (T3) (81)
 (677004) △ M556 (IA1) NAR ATP BL LV (T3) (81)

PHI	ORBINC	RUDDER	AILRON	REFERENCE INFORMATION
80.000				SREF 7.4190 30. IN.
90.000				LREF 5.3120 IN.
				BREF 5.3120 IN.
				XMRP 4.8200 IN.
				YMRP 0.0000 IN.
				ZMRP 0.0000 IN.
				SCALE 0.0040

MACH 1.00

PAGE 322

EFFECT OF SRB LOCATION RELATIVE TO EXTERNAL TANK



CLM

DATA SET SYMBOL CONFIGURATION DESCRIPTION
 (677002) M556 (IA1) NAR ATP BL LV (T3) (S1)
 (677004) M556 (IA1) NAR ATP BL LV (T3) (S1)

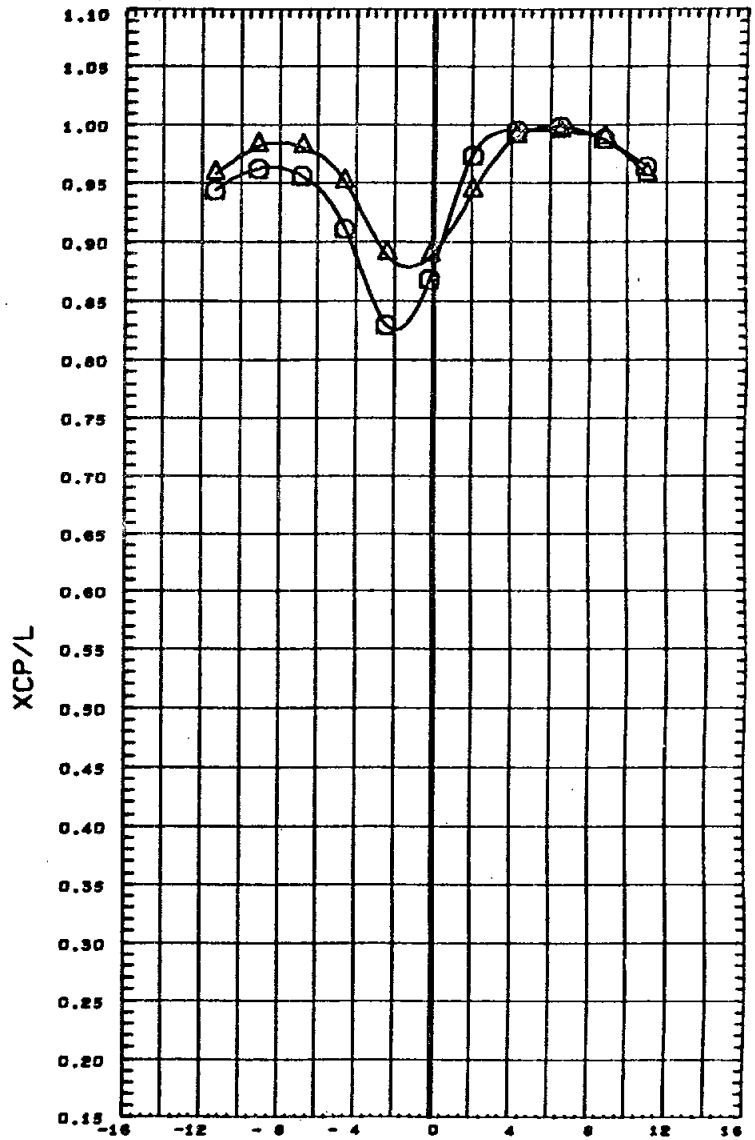
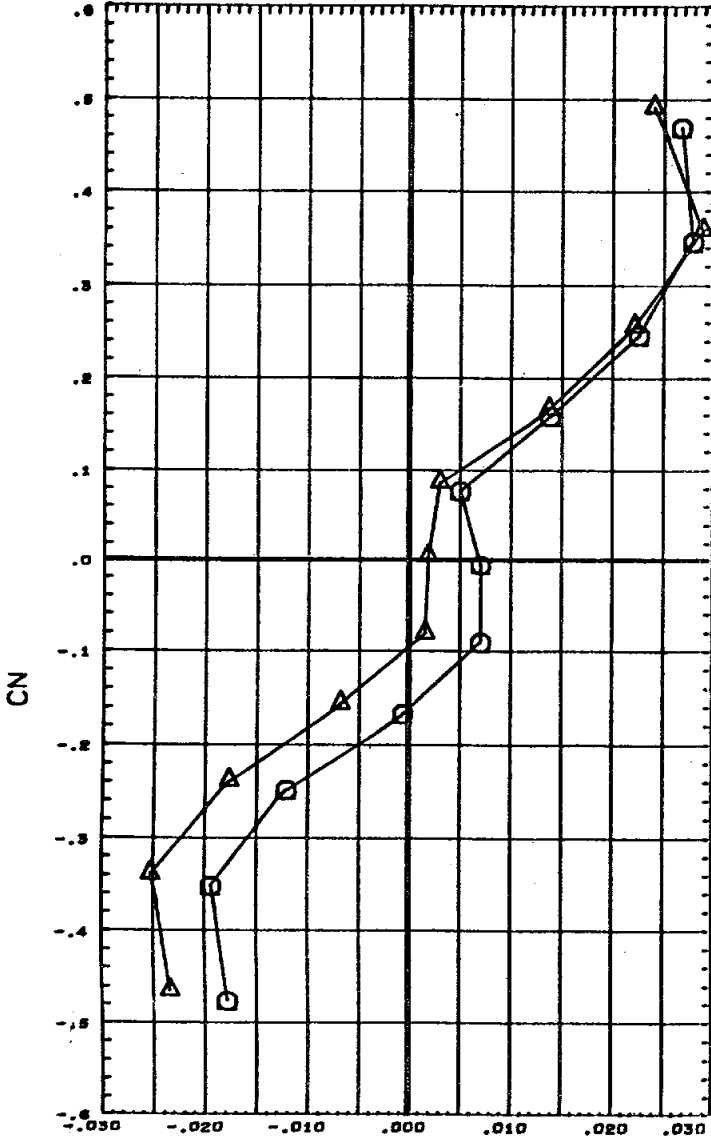
ALPHA

PHI	ORBINC	RUDDER	AILRON	REFERENCE INFORMATION
80.000				SREF 7.4190 90. IN.
90.000				LREF 5.3120 IN.
				BREF 5.3120 IN.
				XMRP 4.8200 IN.
				YMRP 0.0000 IN.
				ZMRP 0.0000 IN.
				SCALE 0.0040

MACH 1.20

PAGE 323

EFFECT OF SRB LOCATION RELATIVE TO EXTERNAL TANK



CLM

ALPHA

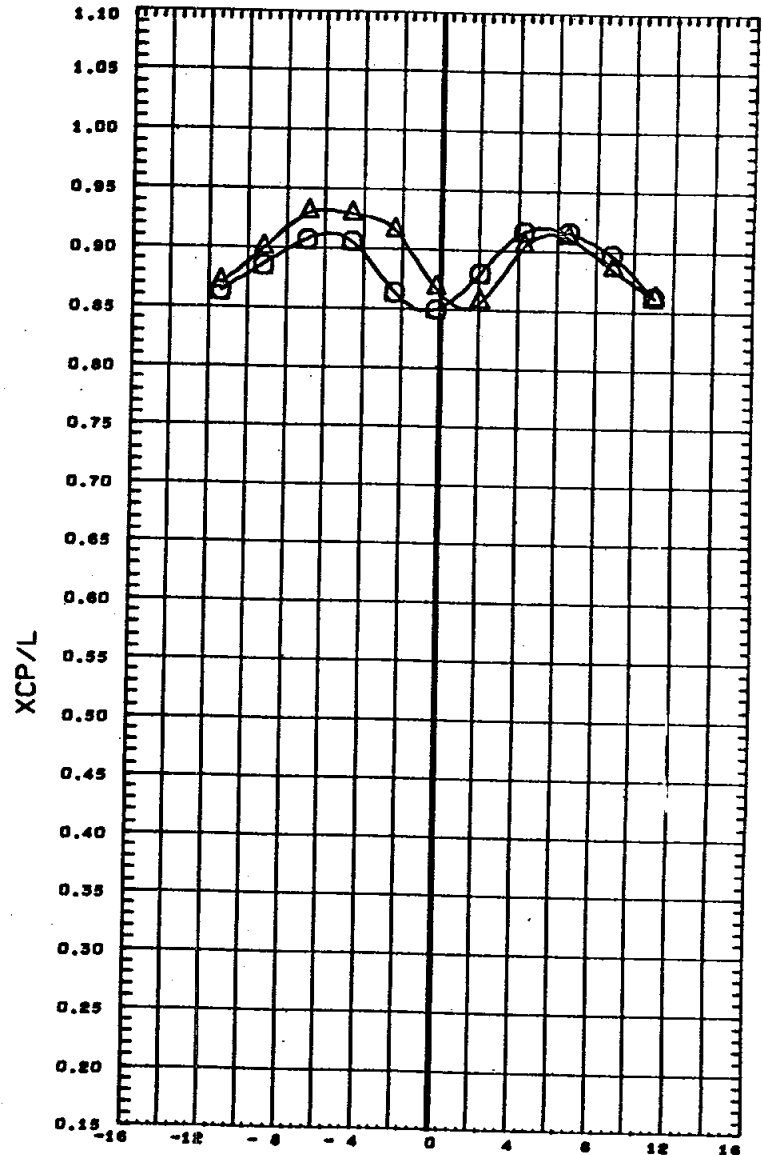
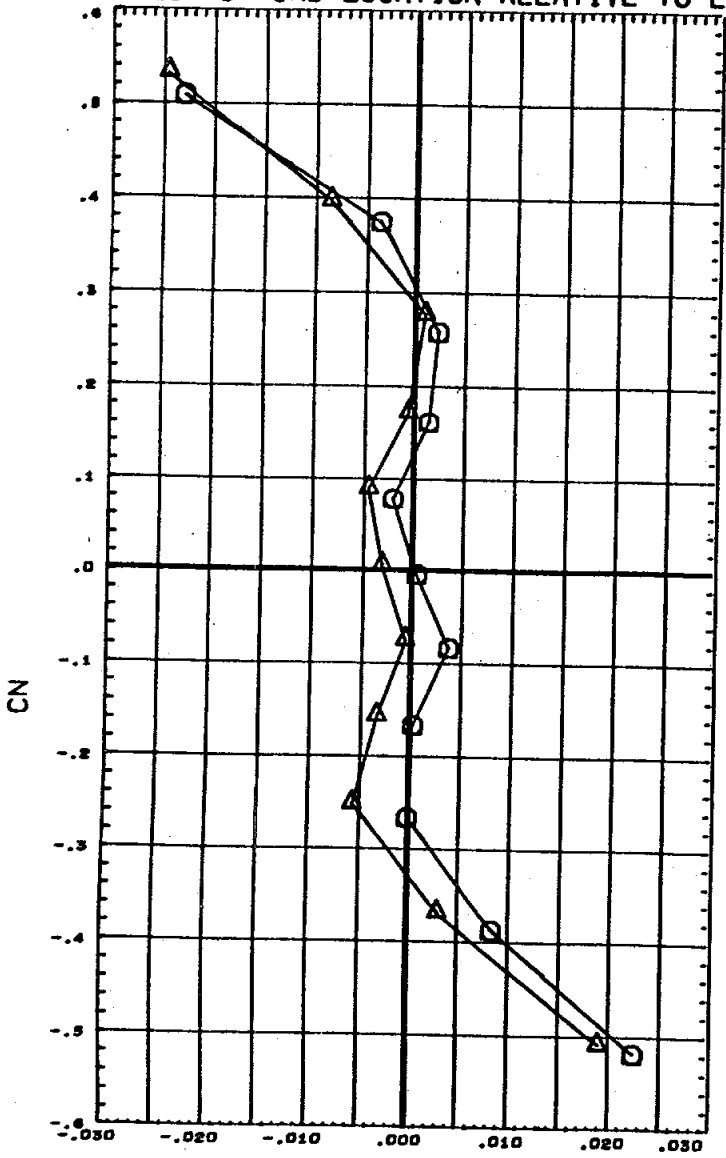
DATA SET SYMBOL CONFIGURATION DESCRIPTION
 (677002) ○ M556 (IA1) MAR ATP BL LV (T3) (S1)
 (677004) △ M556 (IA1) MAR ATP BL LV (T3) (S1)

PHI	ORBINC	RUDDER	AILRON	REFERENCE INFORMATION
80.000				SREF 7.4190 90.IN.
80.000				LREF 5.3120 IN.
				BREF 5.3120 IN.
				XMRP 4.8200 IN.
				YMRP 0.0000 IN.
				ZMRP 0.0000 IN.
				SCALE 0.0040

MACH 1.46

PAGE 324

EFFECT OF SRB LOCATION RELATIVE TO EXTERNAL TANK



CLM

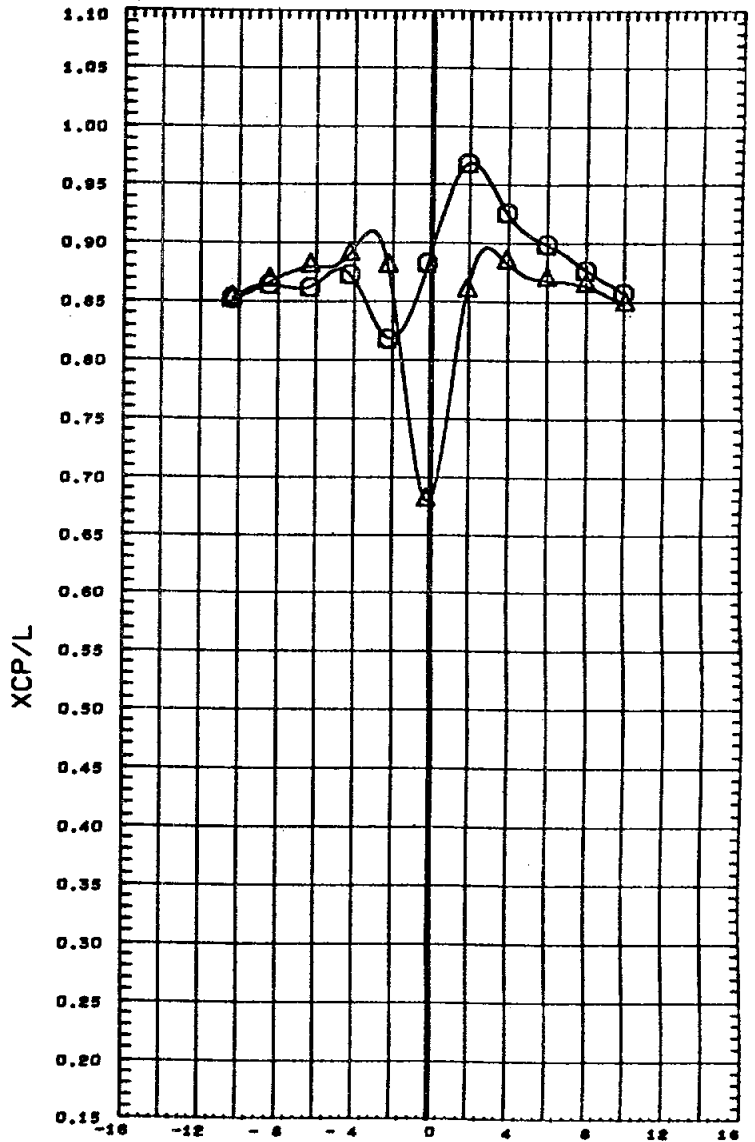
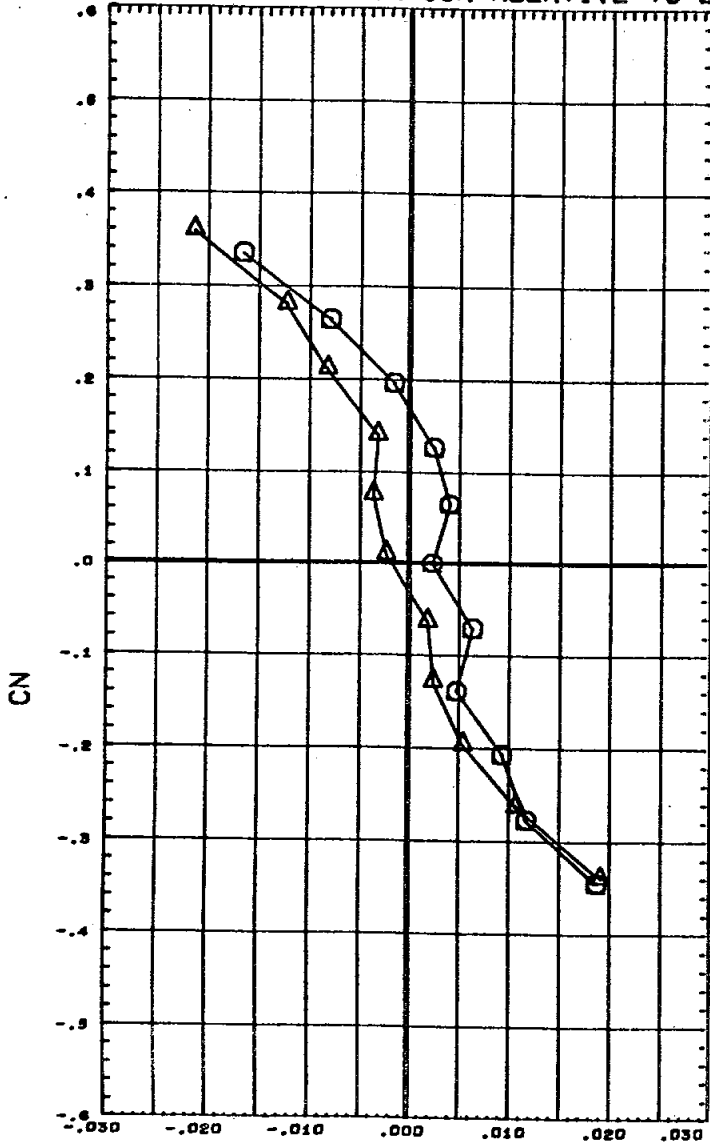
ALPHA

DATA SET SYMBOL CONFIGURATION DESCRIPTION
 (677002) H556 (IA1) NAR ATP BL LV (TS) (S1)
 (677004) H556 (IA1) NAR ATP BL LV (TS) (S1)

PHI	ORBINC	RUDDER	AILRON	REFERENCE INFORMATION
80.000				SREF 7.4190 SQ. IN.
90.000				LREF 5.3120 IN.
				BREF 5.3120 IN.
				XMRP 4.0200 IN.
				YMRP 0.0000 IN.
				ZMRP 0.0000 IN.
				SCALE 0.0040

MACH 1.97

EFFECT OF SRB LOCATION RELATIVE TO EXTERNAL TANK



CLM

ALPHA

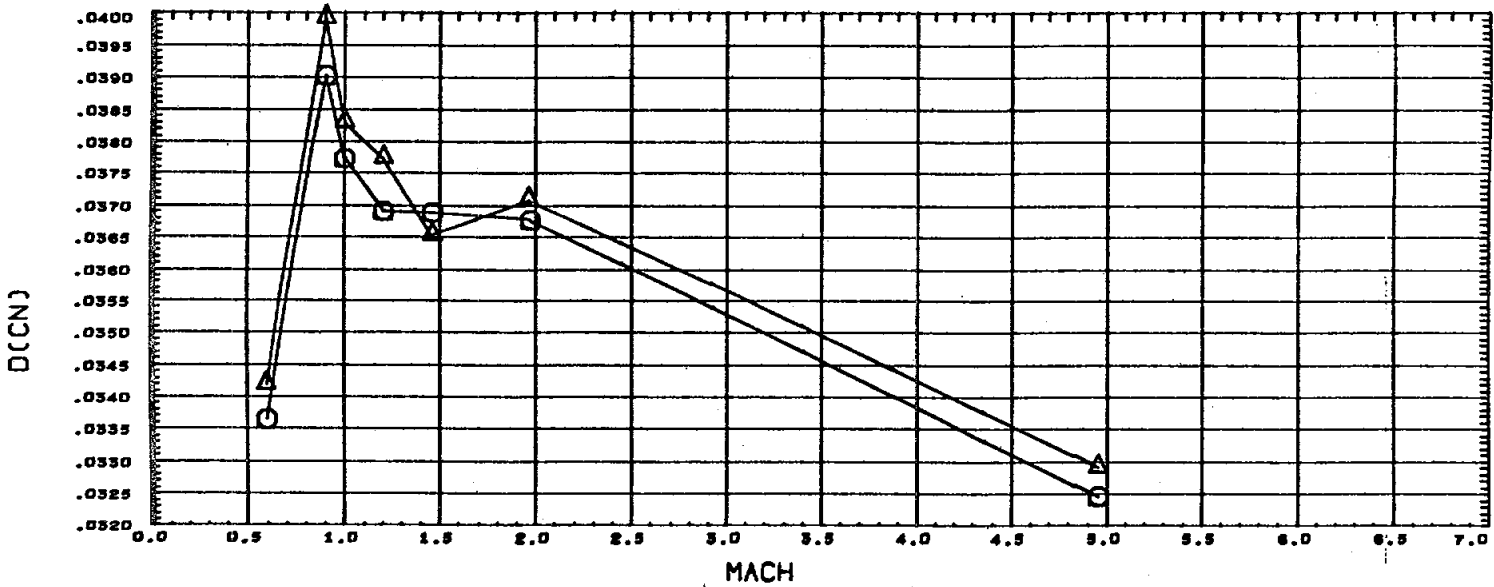
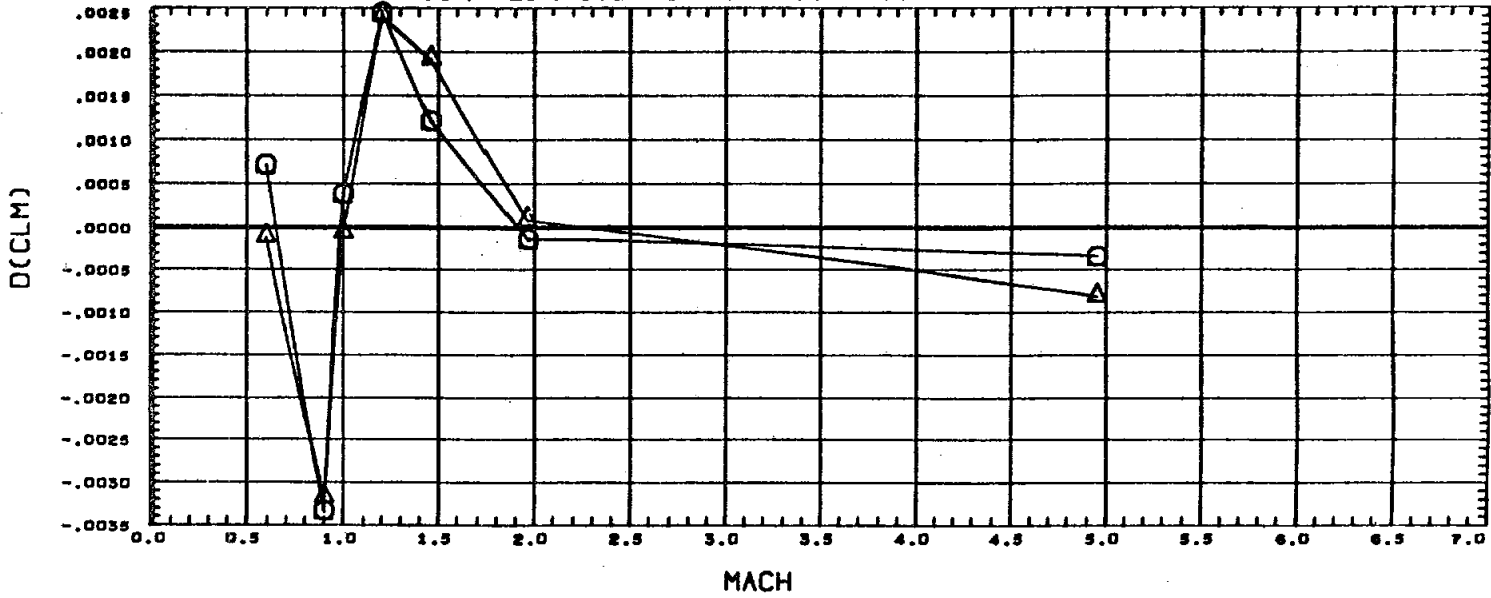
DATA SET SYMBOL CONFIGURATION DESCRIPTION
 (677002) ○ M556 (IA1) NAR ATP BL LV (T3) (S1)
 (677004) △ M556 (IA1) NAR ATP BL LV (T3) (S1)

PHI	ORBINC	RUDDER	AILRON	REFERENCE INFORMATION
80.000				BREF 7.4190 30. IN.
90.000				LREF 5.3120 IN.
				BREF 5.3120 IN.
				XMRP 4.8200 IN.
				YMRP 0.0000 IN.
				ZMRP 0.0000 IN.
				SCALE 0.0040

MACH

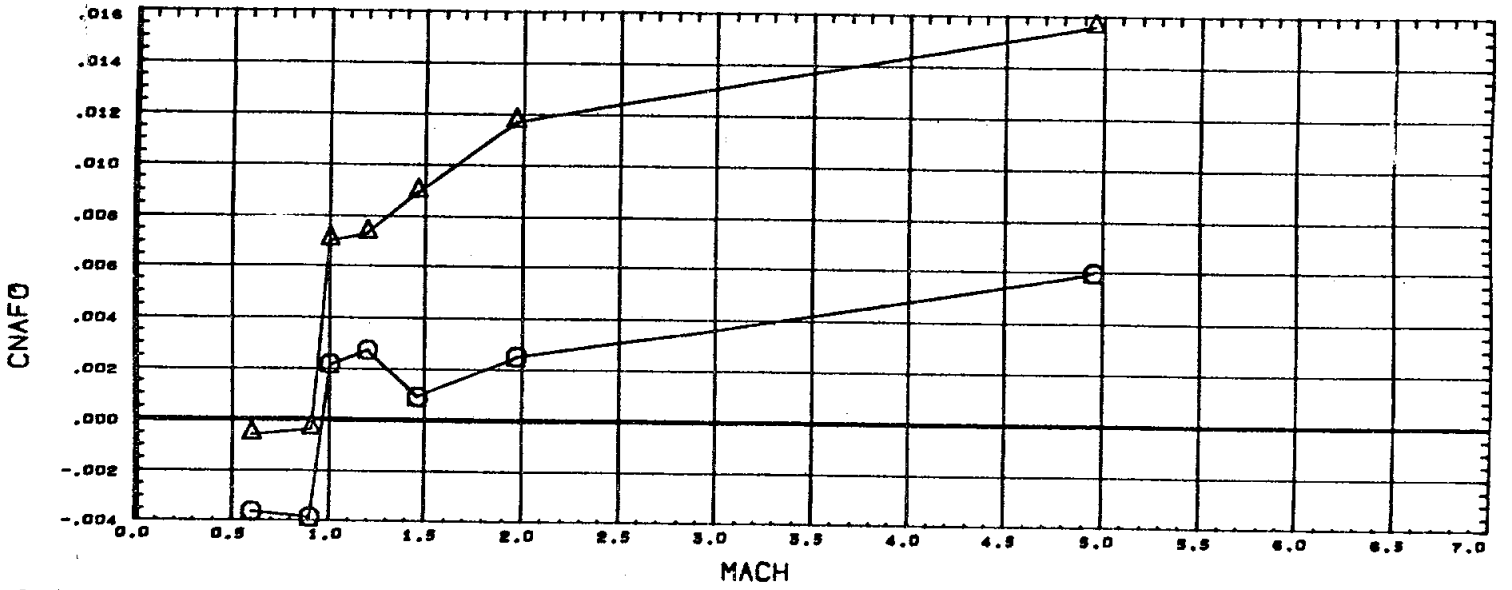
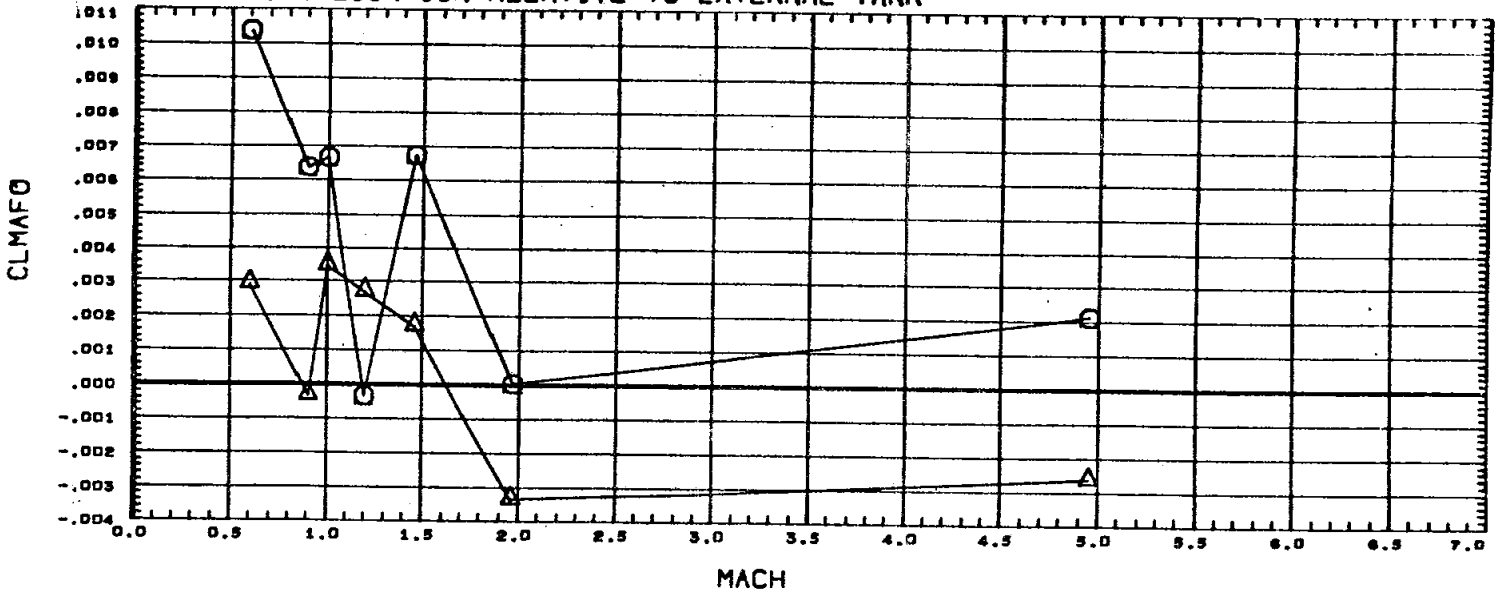
4.96

EFFECT OF SRB LOCATION RELATIVE TO EXTERNAL TANK



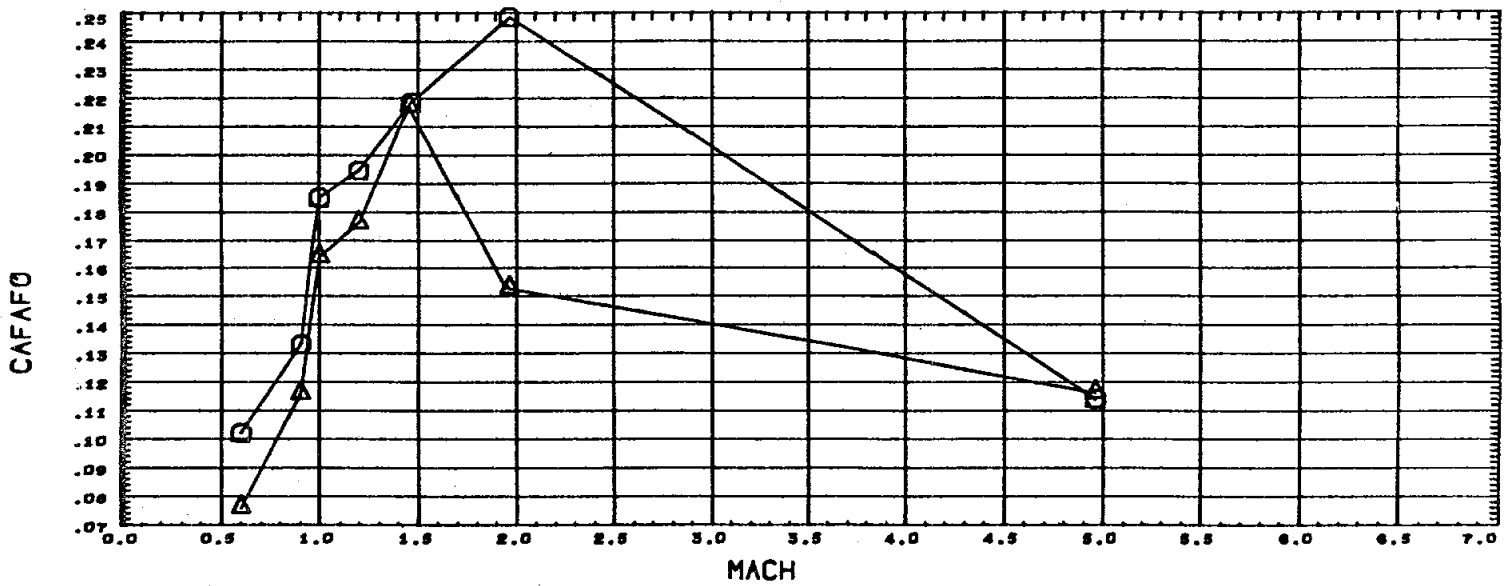
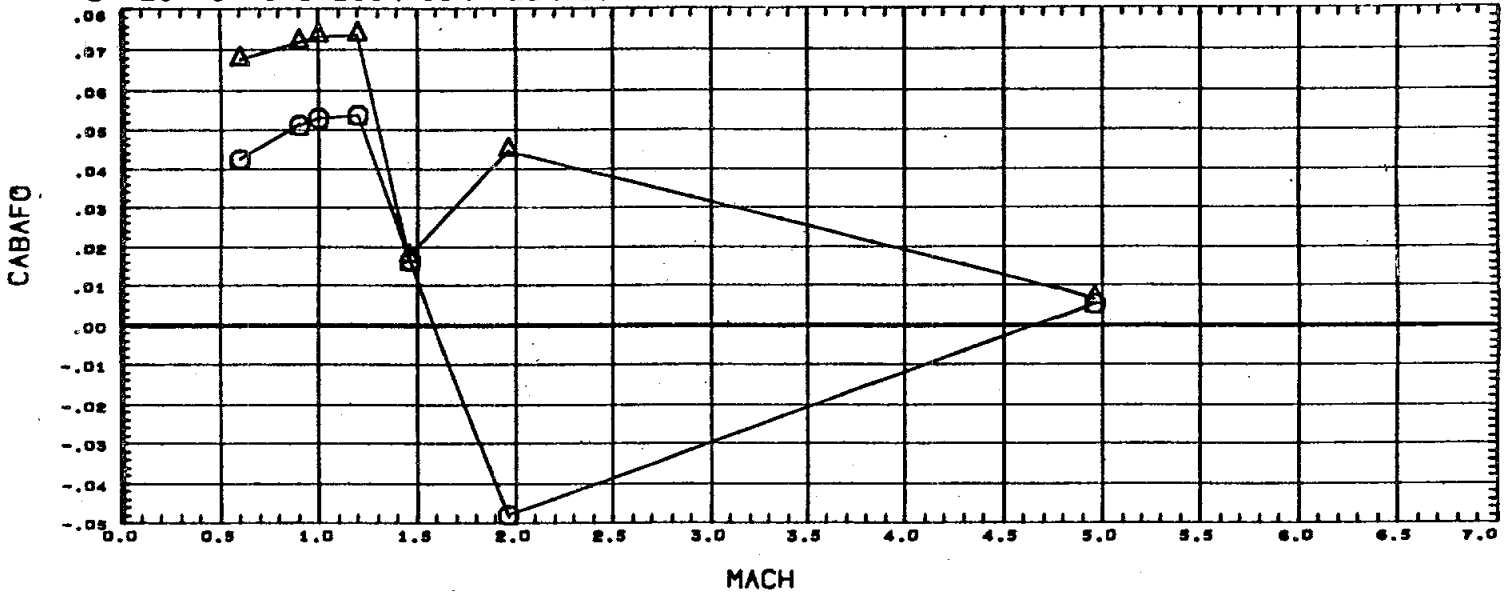
DATA SET SYMBOL	CONFIGURATION DESCRIPTION	PHI	ORBINC	RUDDER	AILRON	REFERENCE INFORMATION
(677002)	○ M556 (IA1) NAR ATP BL LV (T3) (S1)	80.000				SREF 7.4190 SQ. IN. LREF 5.3120 IN.
(677004)	△ M556 (IA1) NAR ATP BL LV (T3) (S1)	90.000				BREF 5.3120 IN. XNRP 4.8200 IN. YNRP 0.0000 IN. ZNRP 0.0000 IN. SCALE 0.0040

EFFECT OF SRB LOCATION RELATIVE TO EXTERNAL TANK



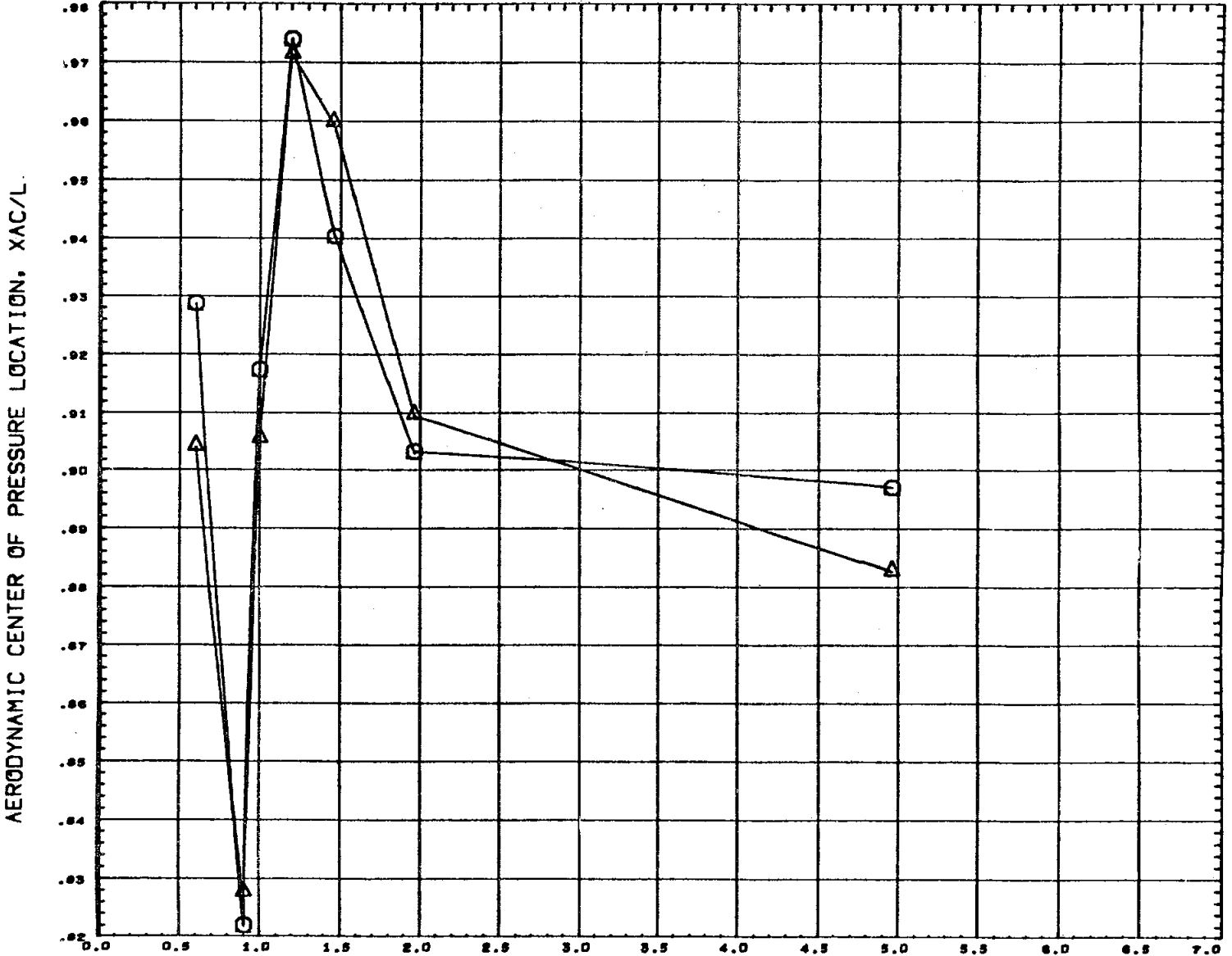
DATA SET SYMBOL	CONFIGURATION DESCRIPTION	PHI	ORBINC	RUDDER	AILRON	REFERENCE INFORMATION
(677002)	M556 (IA1) NAR ATP BL LV (T3) (S1)	80.000				SREF 7.4190 30. IN.
(677004)	M556 (IA1) NAR ATP BL LV (T3) (S1)	90.000				LREF 5.3120 IN.
						BREF 5.3120 IN.
						XMRP 4.8200 IN.
						YMRP 0.0000 IN.
						ZMRP 0.0000 IN.
						SCALE 0.0040

EFFECT OF SRB LOCATION RELATIVE TO EXTERNAL TANK



DATA SET SYMBOL	CONFIGURATION DESCRIPTION	PHI	ORBINC	RUDDER	AILRON	REFERENCE INFORMATION
(677002)	M556 (IA1) NAR ATP BL LV (T3) (S1)	80.000				SREF 7.4590 30. IN.
(677004)	M556 (IA1) NAR ATP BL LV (T3) (S1)	90.000				LREF 5.3120 IN. BREF 5.3120 IN. XMRP 4.6200 IN. YMRP 0.0000 IN. ZMRP 0.0000 IN. SCALE 0.0040

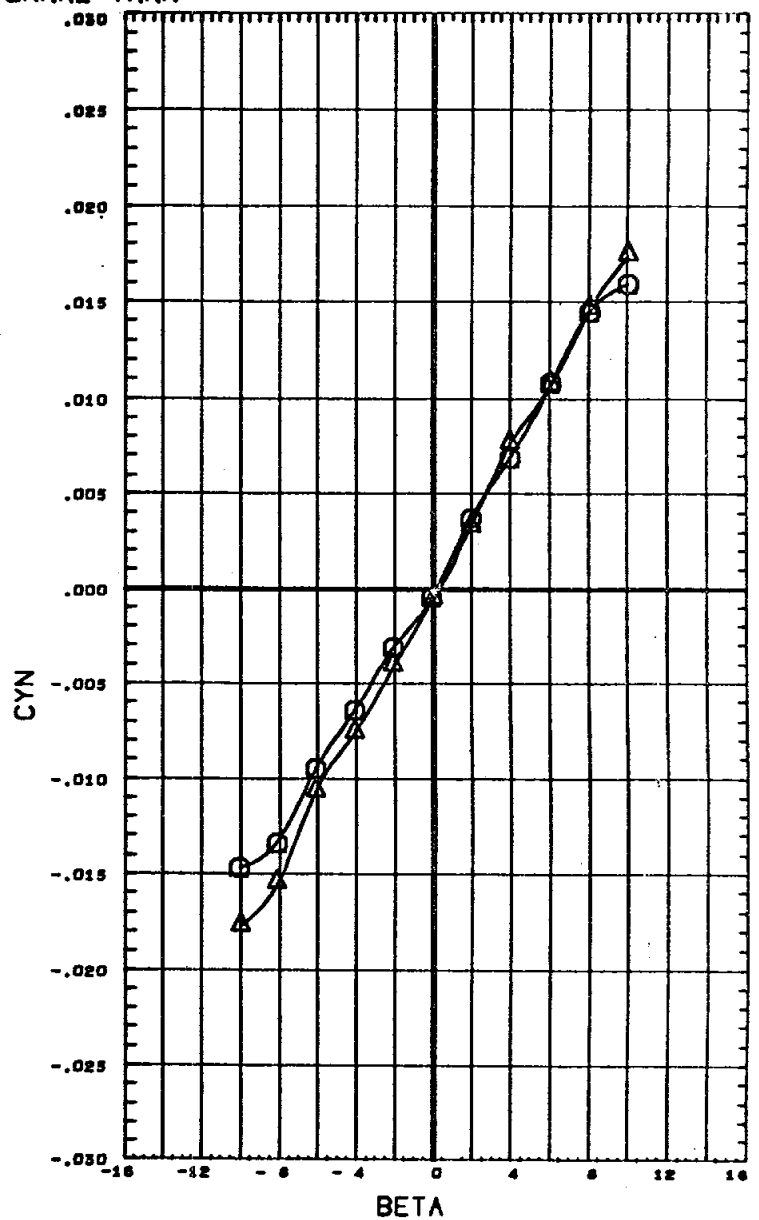
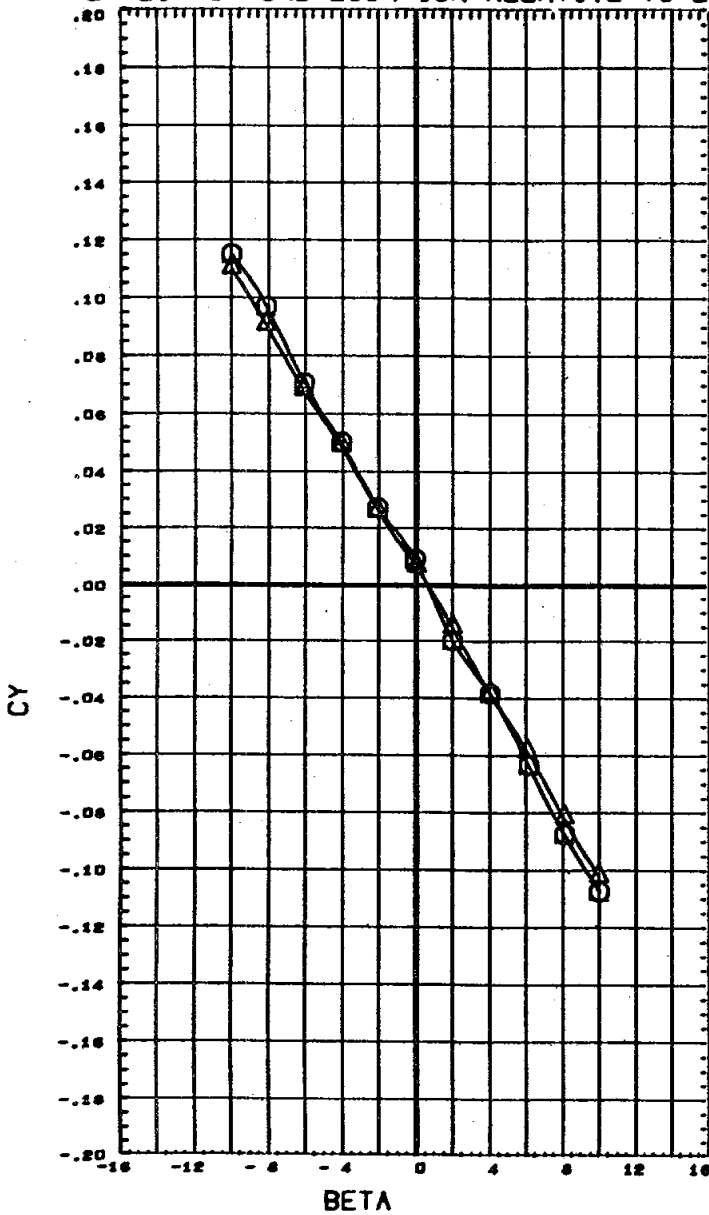
EFFECT OF SRB LOCATION RELATIVE TO EXTERNAL TANK



MACH NUMBER

DATA SET SYMBOL	CONFIGURATION DESCRIPTION	PHI	ORBINC	RUDDER	AILRON	REFERENCE INFORMATION
(677002)	M556 (IA1) NAR ATP BL LV (T3) (31)	80.000				SREF 7.4190 30. IN.
(677004)	M556 (IA1) NAR ATP BL LV (T3) (31)	90.000				LREF 5.3120 IN.
						BREF 5.3120 IN.
						XMRP 4.8200 IN.
						YMRP 0.0000 IN.
						ZMRP 0.0000 IN.
						SCALE 0.0040

EFFECT OF SRB LOCATION RELATIVE TO EXTERNAL TANK

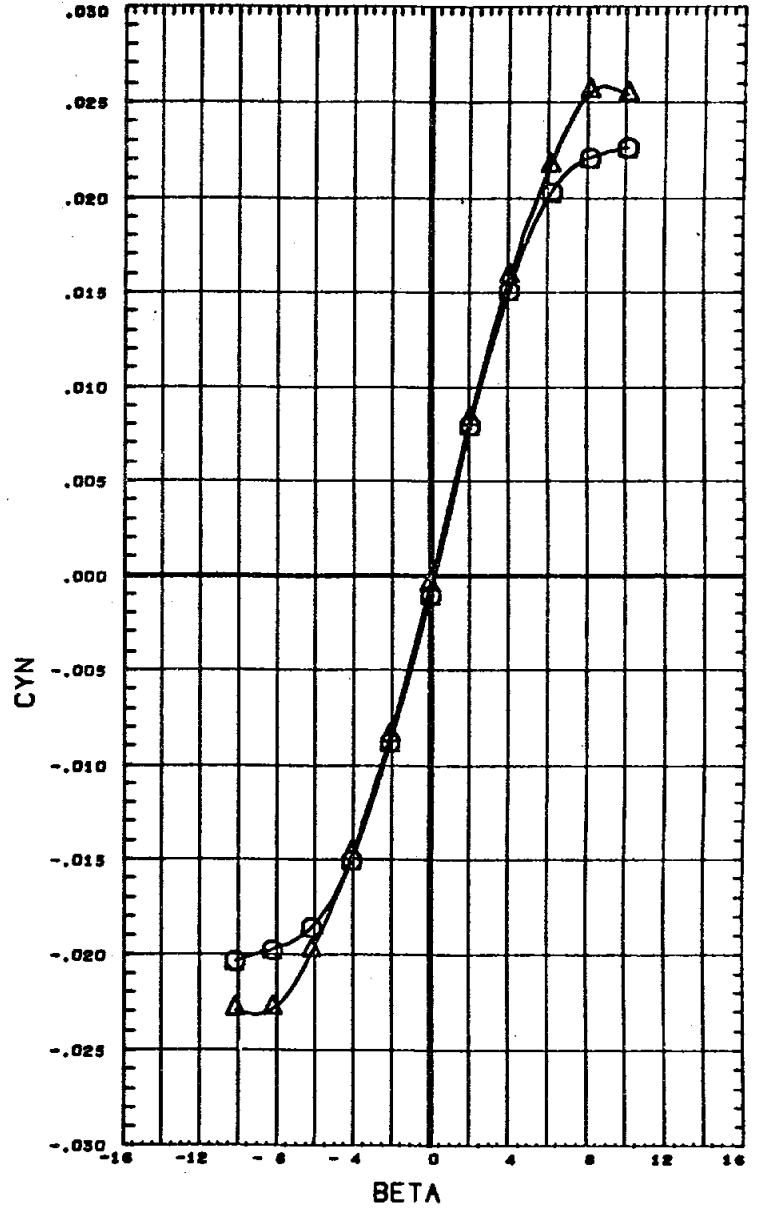
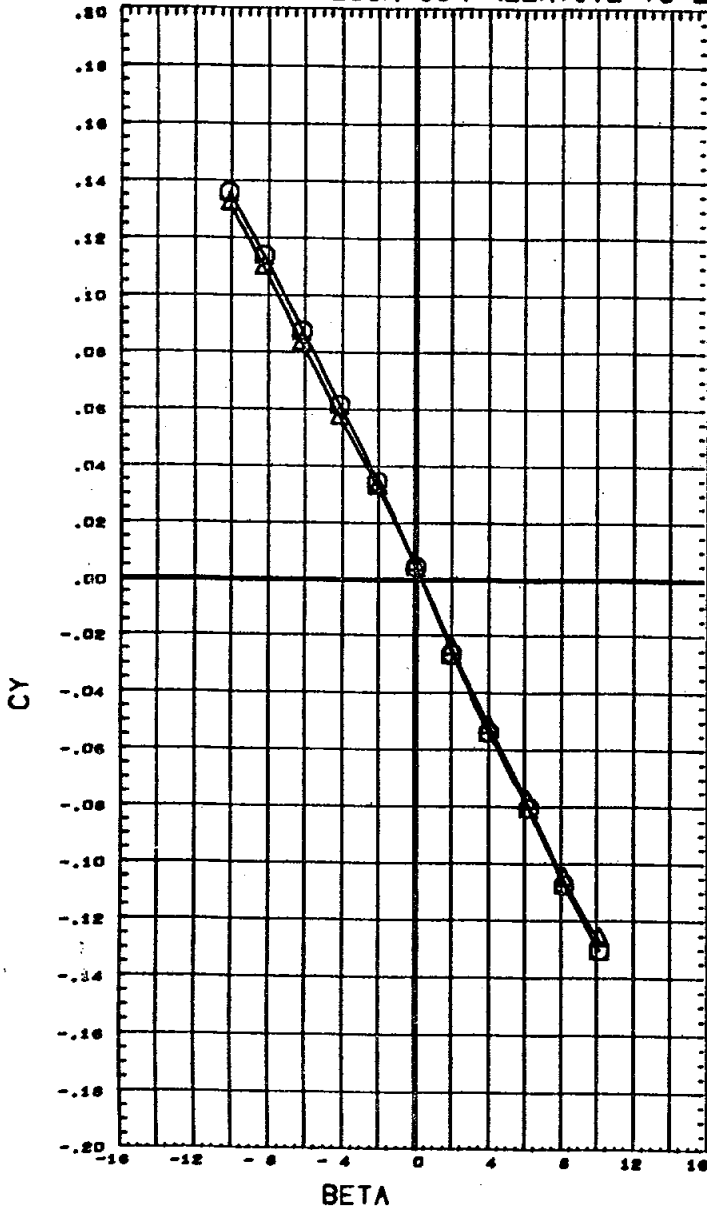


DATA SET SYMBOL	CONFIGURATION DESCRIPTION
(C77003) ○	M556 (IA1) NAR ATP BL LV (T3) (S1)
(C77005) △	M556 (IA1) NAR ATP BL LV (T3) (S1)

PHI	ORBINC	RUDDER	AILRON	REFERENCE INFORMATION
80.000				SREF 7.4190 30. IN.
90.000				LREF 5.3120 IN.
				BREF 5.3120 IN.
				XMRP 4.0200 IN.
				YMRP 0.0000 IN.
				ZMRP 0.0000 IN.
				SCALE 0.0040

MACH .60

EFFECT OF SRB LOCATION RELATIVE TO EXTERNAL TANK

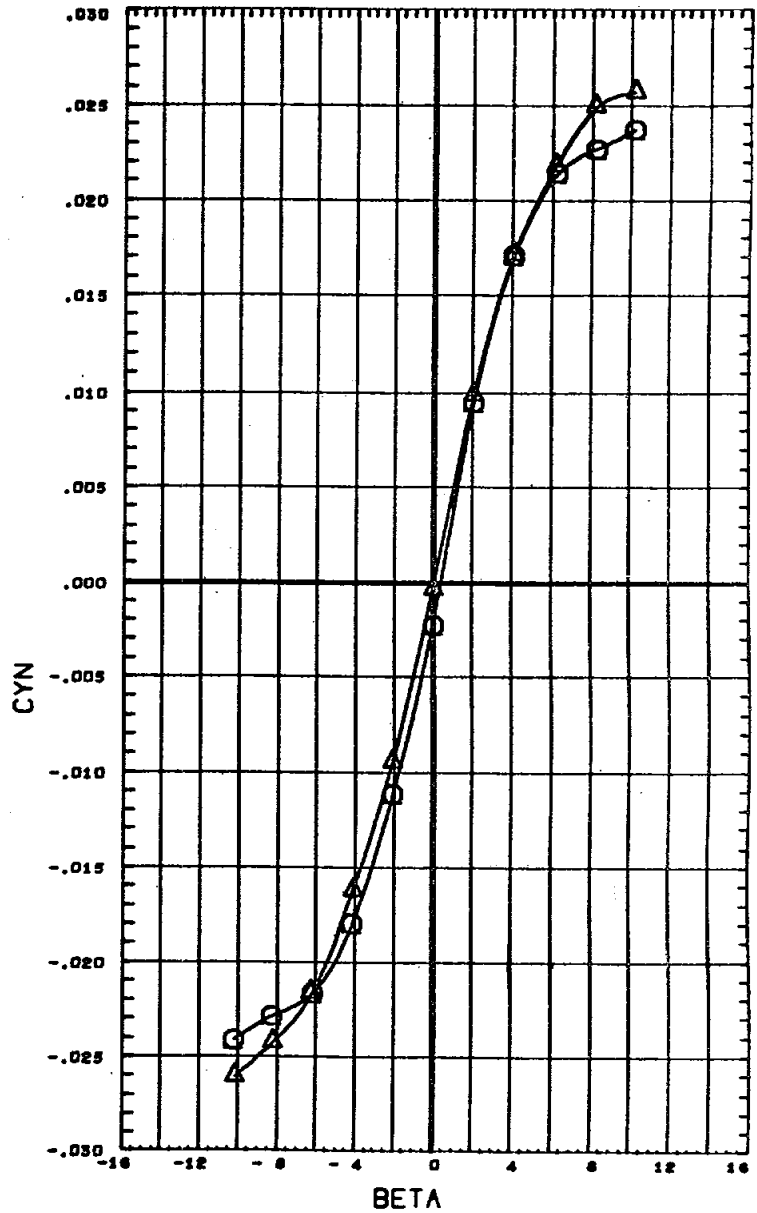
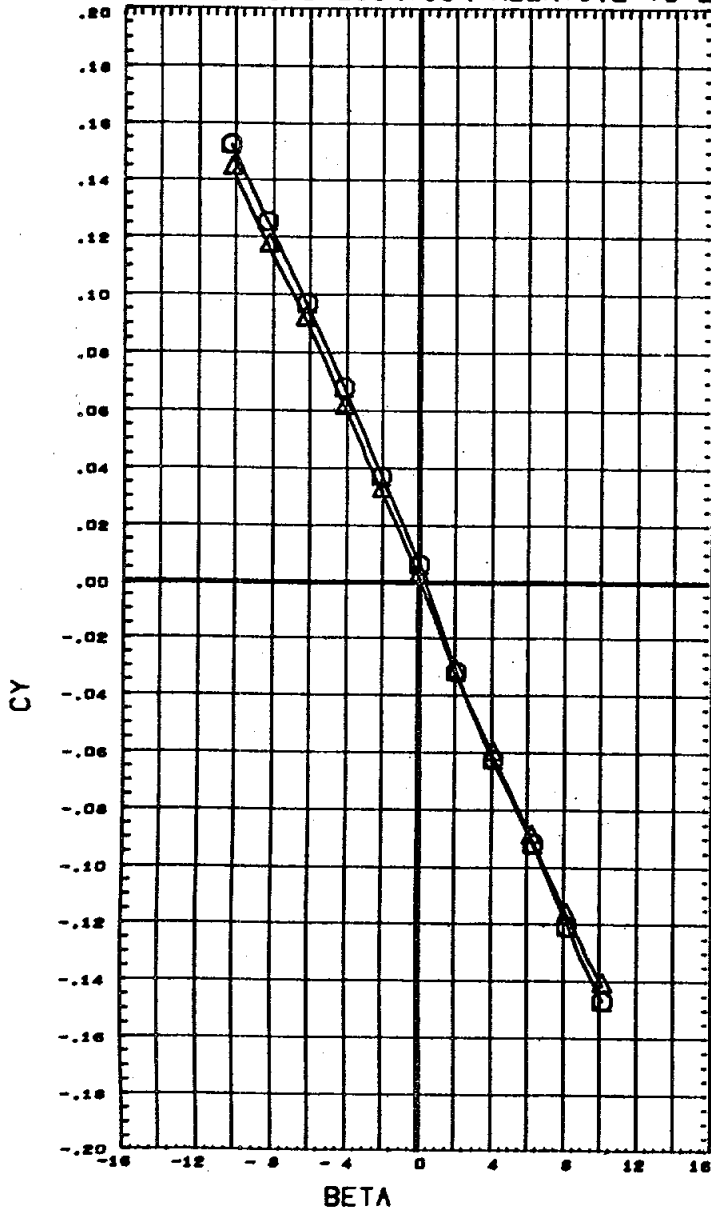


DATA SET SYMBOL CONFIGURATION DESCRIPTION
 (C77003) ○ N556 (IA1) NAR ATP BL LV (TS) (S1)
 (C77005) △ N556 (IA1) NAR ATP BL LV (TS) (S1)

PHI	ORBINC	RUDDER	AILRON	REFERENCE INFORMATION
80.000				SREF 7.4190 SQ. IN.
90.000				LREF 5.3120 IN.
				BREF 5.3120 IN.
				XNRP 4.8200 IN.
				YNRP 0.0000 IN.
				ZNRP 0.0000 IN.
				SCALE 0.0040

MACH .90

EFFECT OF SRB LOCATION RELATIVE TO EXTERNAL TANK

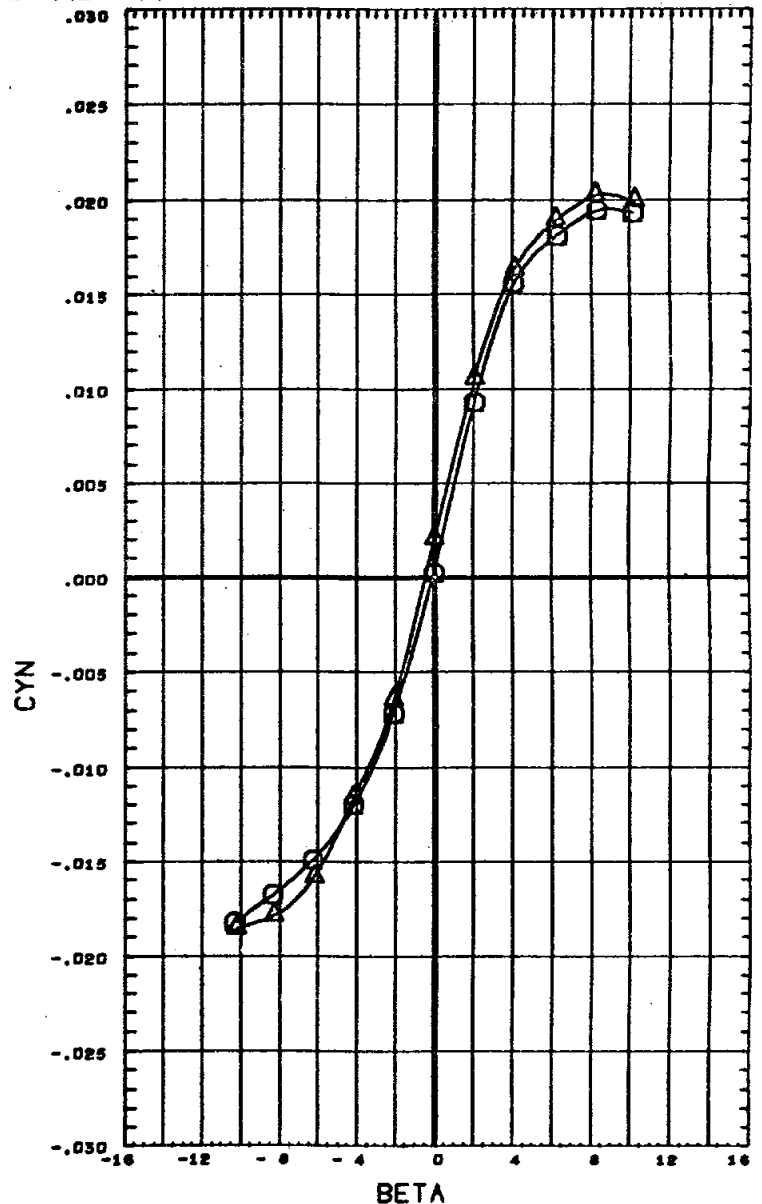
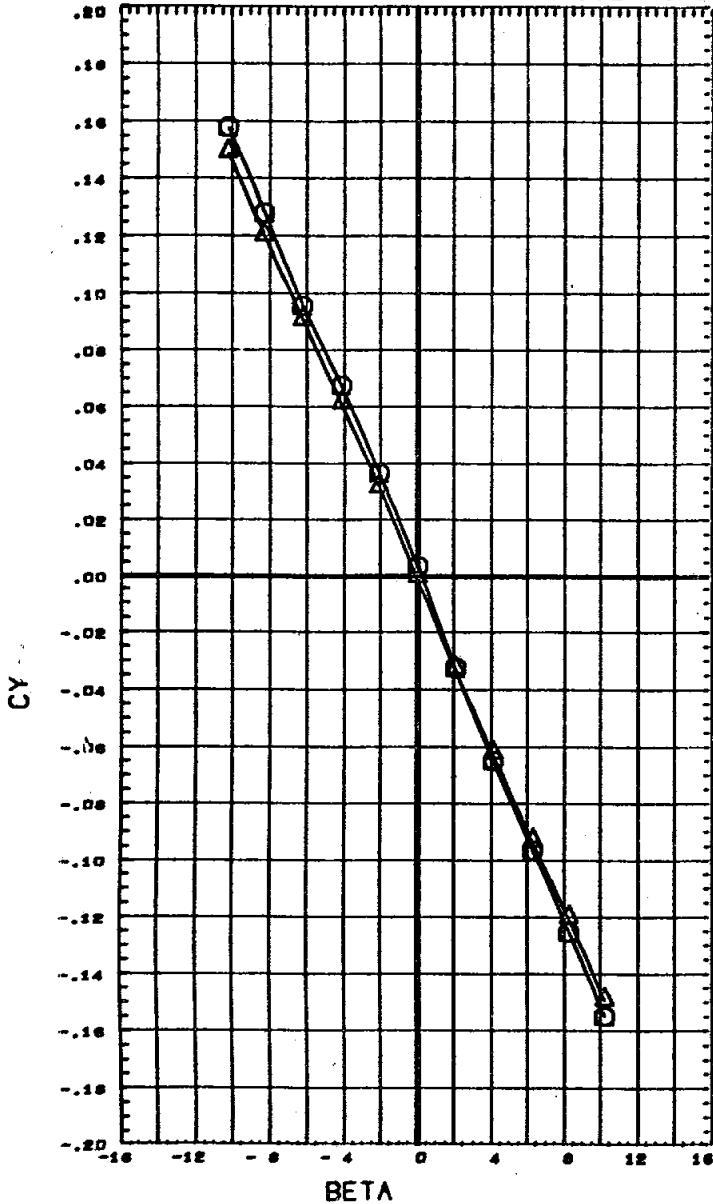


DATA SET SYMBOL CONFIGURATION DESCRIPTION
 (C77003) ○ M556 (IA1) NAR ATP BL LV (73) (S1)
 (C77005) △ M556 (IA1) NAR ATP BL LV (73) (S1)

PHI	ORBINC	RUDDER	AILRON	REFERENCE INFORMATION
80,000				SREF 7.4190 99. IN.
90,000				LREF 5.3120 IN.
				BREF 5.3120 IN.
				XHRP 4.6200 IN.
				YHRP 0.0000 IN.
				ZHRP 0.0000 IN.
				SCALE 0.0040

MACH 1.00

EFFECT OF SRB LOCATION RELATIVE TO EXTERNAL TANK

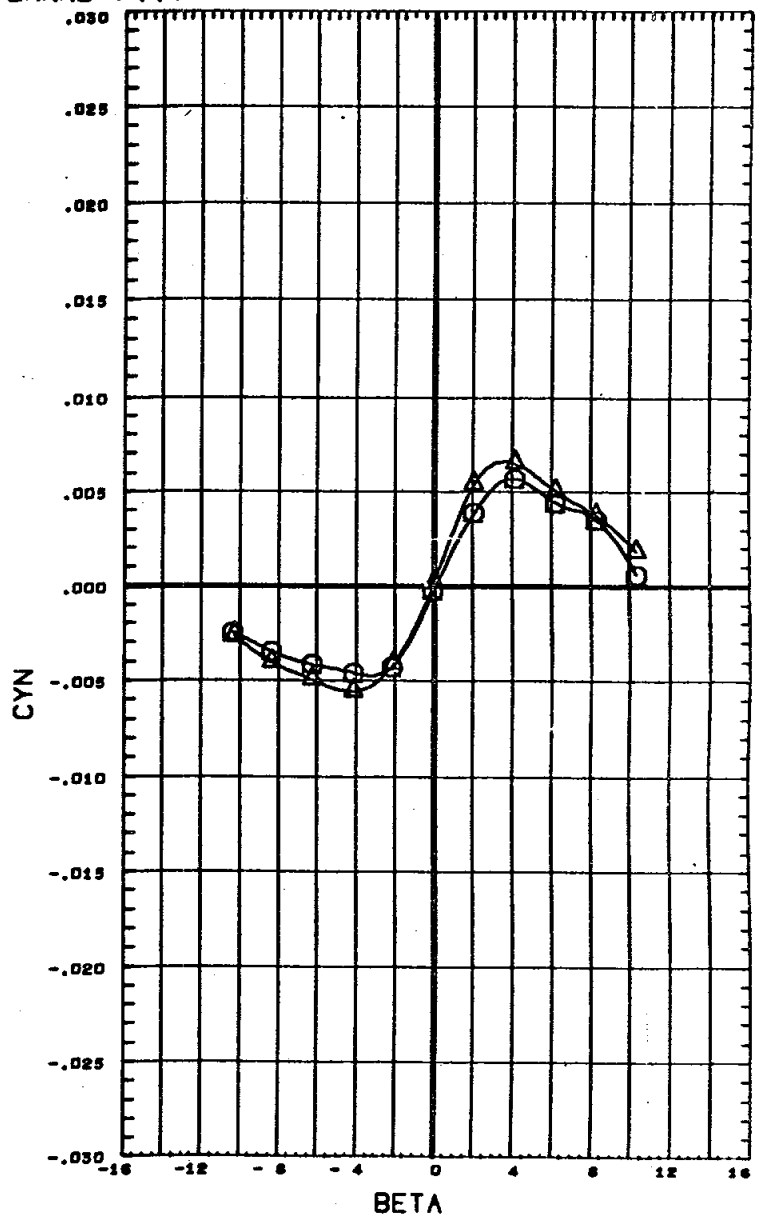
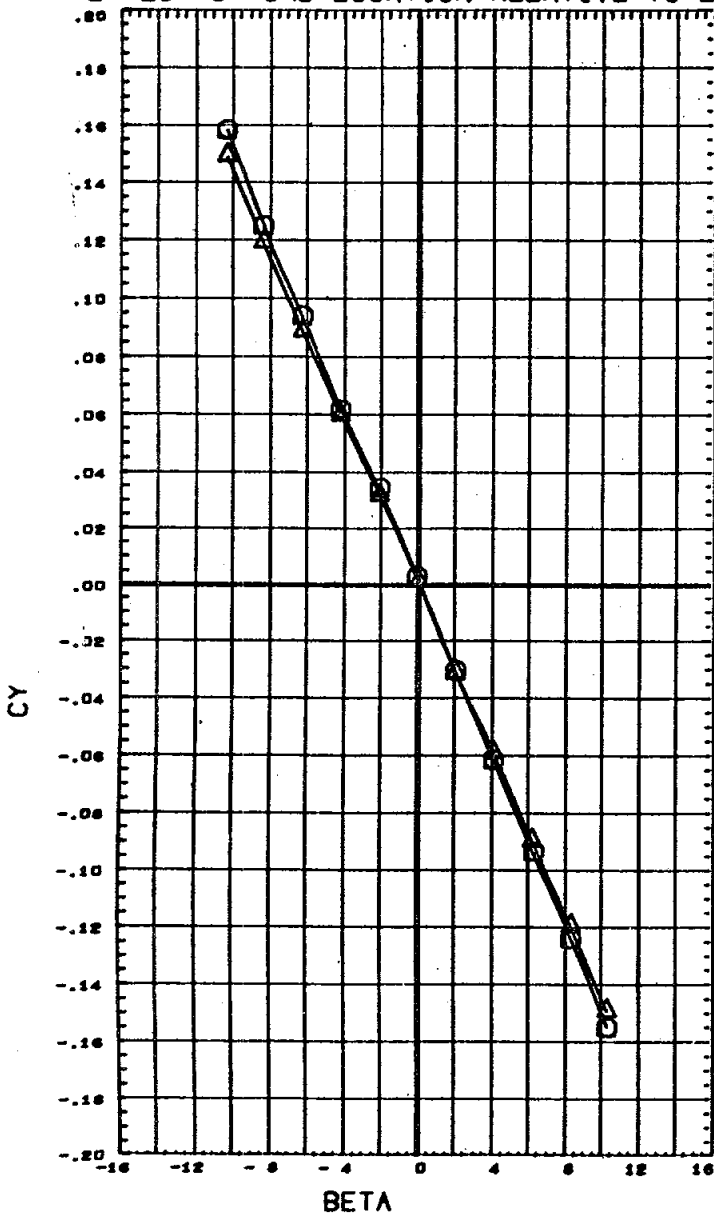


DATA SET SYMBOL	CONFIGURATION DESCRIPTION
(C77003)	○ N556 (IA1) NAR ATP BL LV (T3) (81)
(C77005)	△ N556 (IA1) NAR ATP BL LV (T3) (81)

PHI	ORBINC	RUDDER	AILRON	REFERENCE INFORMATION
80.000				SREF 7.4190 90. IN.
90.000				LREF 5.3120 IN.
				BREF 5.3120 IN.
				XMRP 4.8200 IN.
				YMRP 0.0000 IN.
				ZMRP 0.0000 IN.
				SCALE 0.0040

MACH 1.20

EFFECT OF SRB LOCATION RELATIVE TO EXTERNAL TANK

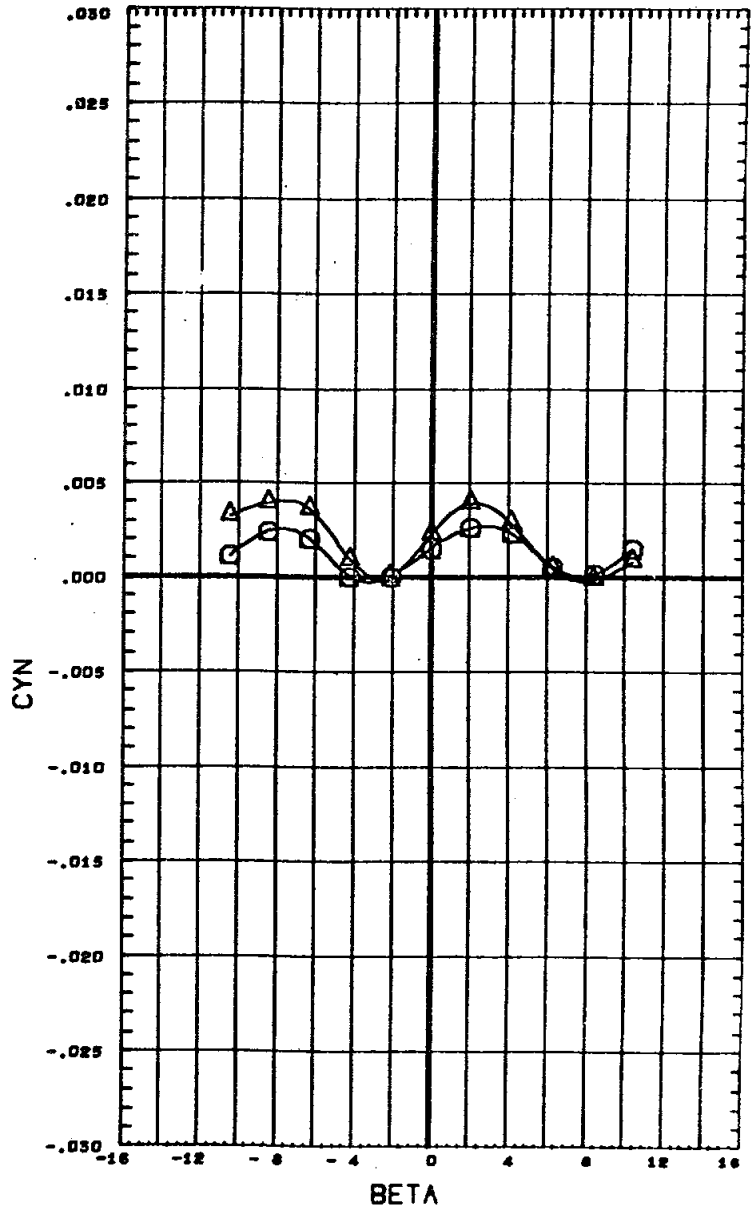
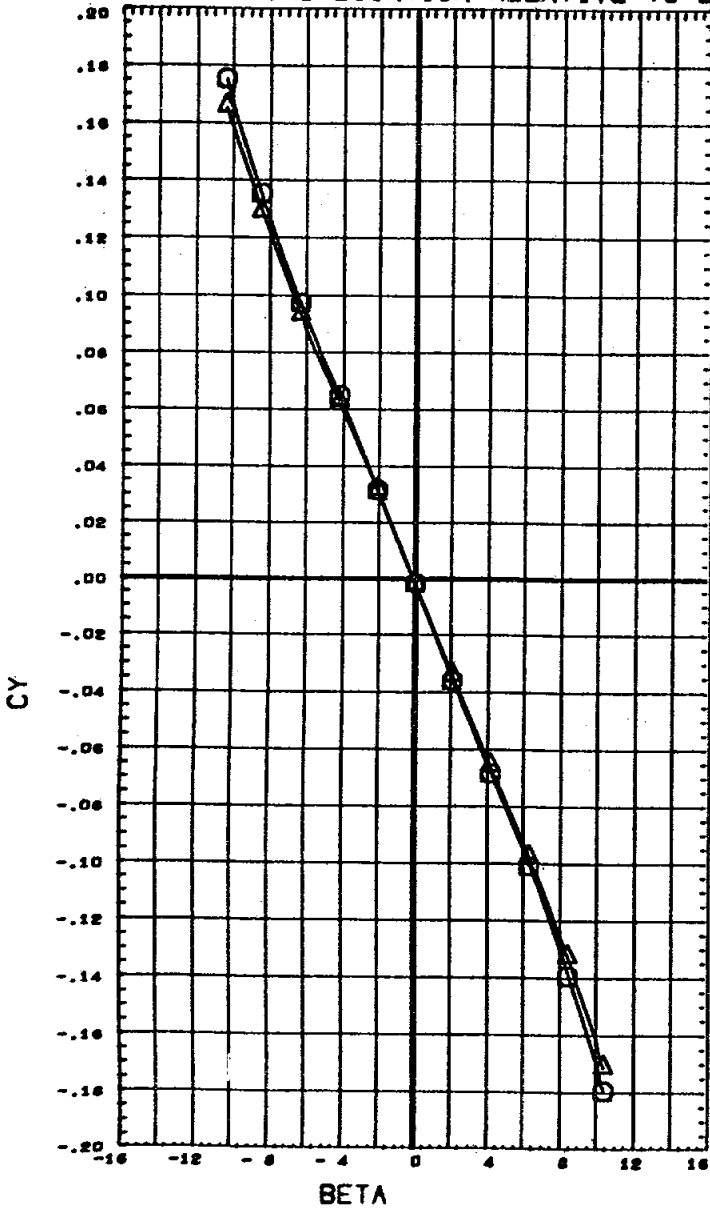


DATA SET SYMBOL CONFIGURATION DESCRIPTION
 (C77003) ○ M556 (IA1) NAR ATP BL LV (T3) (S1)
 (C77005) △ M556 (IA1) NAR ATP BL LV (T3) (S1)

PHI	ORBINC	RUDDER	AILRON	REFERENCE INFORMATION
80.000				SREF 7.4190 SQ. IN.
90.000				LREF 5.3120 IN.
				BREF 5.3120 IN.
				XMRP 4.8200 IN.
				YMRP 0.0000 IN.
				ZMRP 0.0000 IN.
				SCALE 0.0040

MACH 1.46

EFFECT OF SRB LOCATION RELATIVE TO EXTERNAL TANK

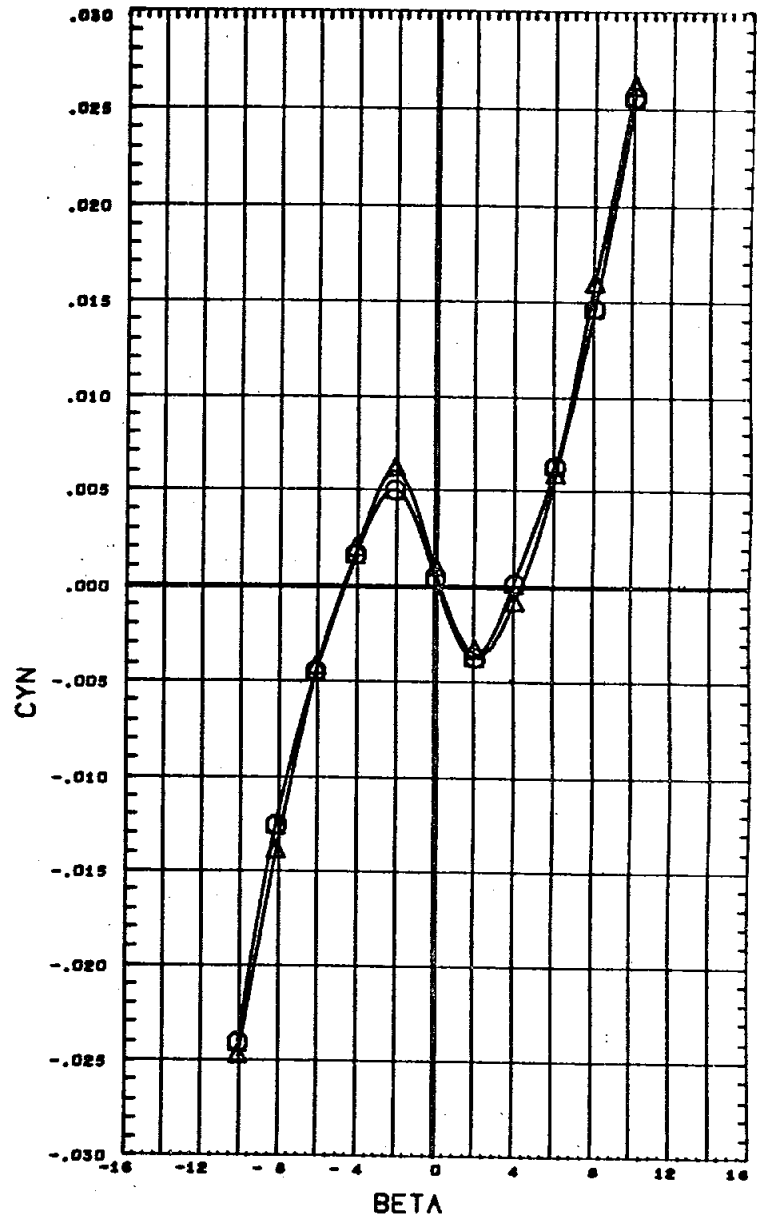
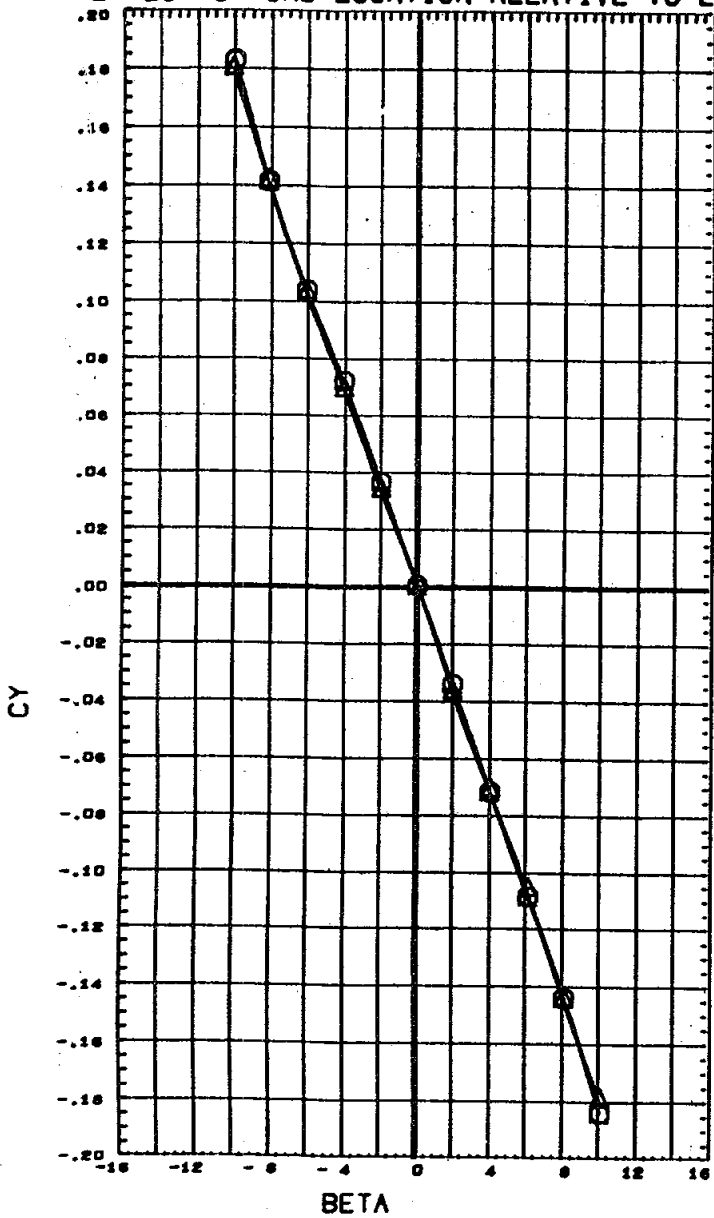


DATA SET SYMBOL CONFIGURATION DESCRIPTION
 (C77003) ○ M556 (IA1) NAR ATP BL LV (T3) (S1)
 (C77005) △ M556 (IA1) NAR ATP BL LV (T3) (S1)

PHI	ORBINC	RUDDER	AILRON	REFERENCE INFORMATION
80.000				SREF 7.4190 90. IN.
90.000				LREF 5.3120 IN.
				BREF 5.3120 IN.
				XMRP 4.8200 IN.
				YMRP 0.0000 IN.
				ZMRP 0.0000 IN.
				SCALE 0.0040

MACH 1.97

EFFECT OF SRB LOCATION RELATIVE TO EXTERNAL TANK

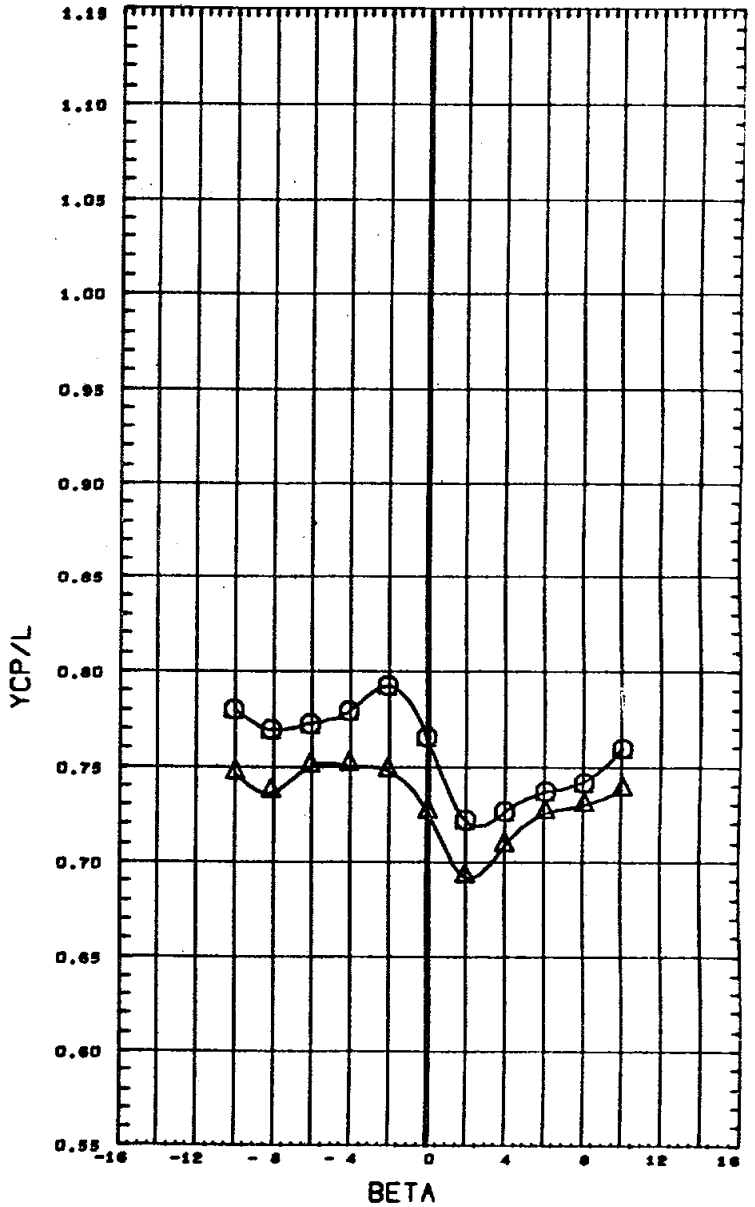
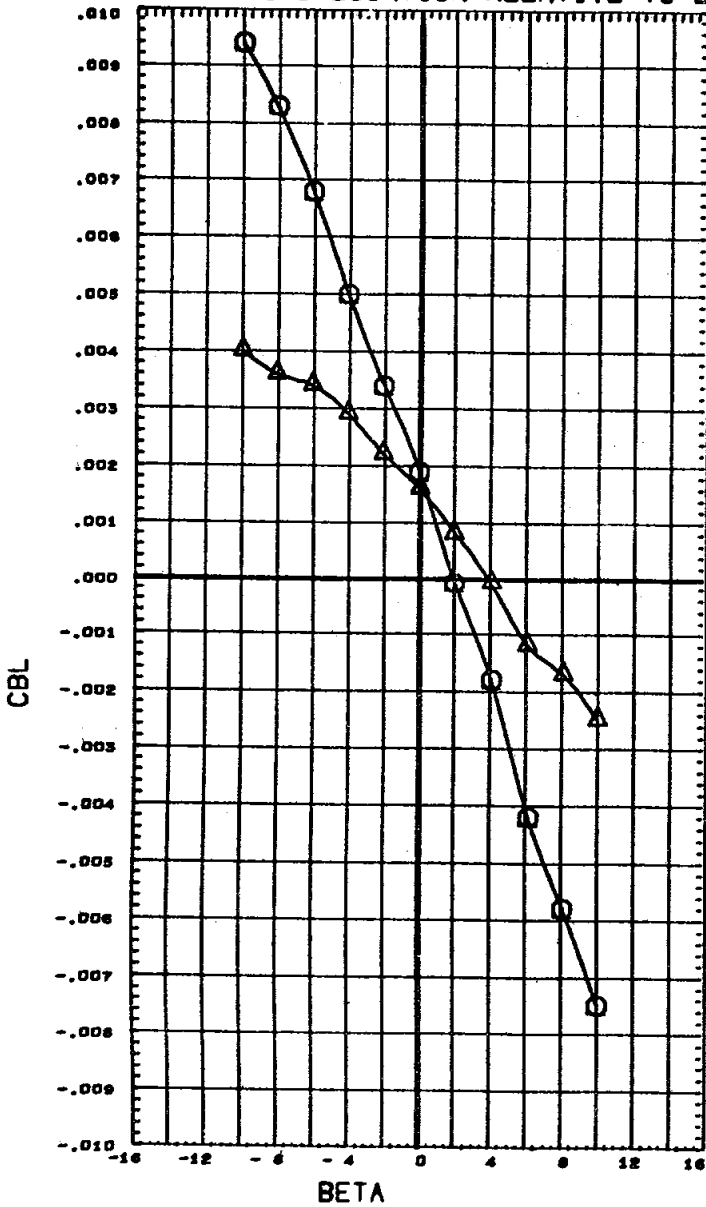


DATA SET SYMBOL CONFIGURATION DESCRIPTION
 (C770D3) ○ M556 (IA1) NAR ATP BL LV (T3) (S1)
 (C770D5) △ M556 (IA1) NAR ATP BL LV (T3) (S1)

PHI	ORBINC	RUDDER	AILRON	REFERENCE INFORMATION	
80.000				SREF	7.4190 36. IN.
90.000				LREF	5.3120 IN.
				BREF	5.3120 IN.
				XMRP	4.8200 IN.
				YMRP	0.0000 IN.
				ZMRP	0.0000 IN.
				SCALE	0.0040

MACH 4.96

EFFECT OF SRB LOCATION RELATIVE TO EXTERNAL TANK

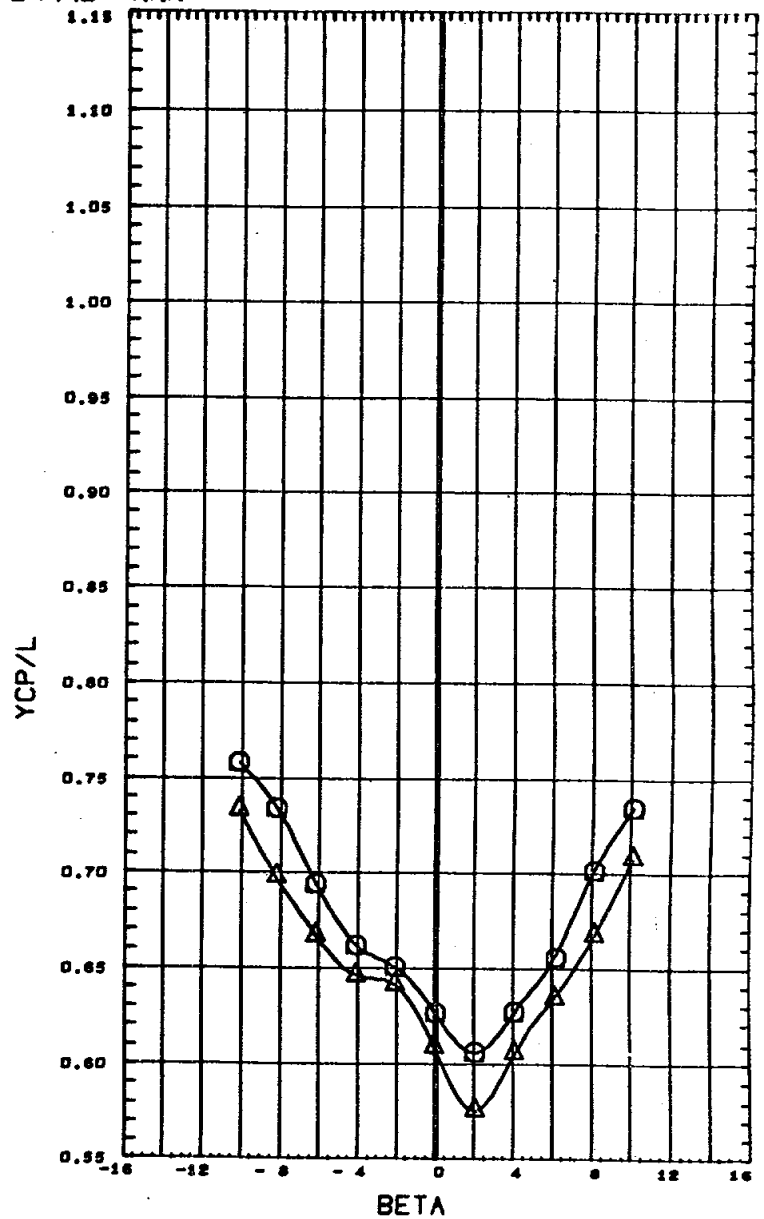
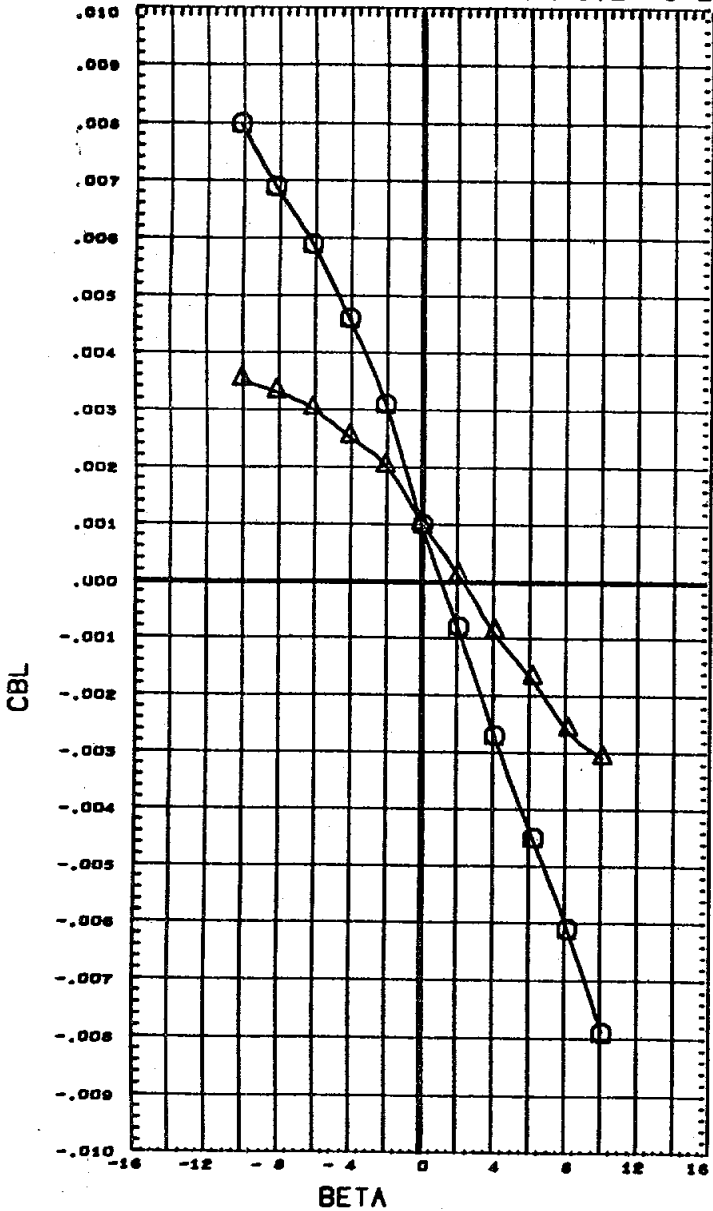


DATA SET SYMBOL CONFIGURATION DESCRIPTION
 (C77003) ○ M556 (IA1) MAR ATP BL LV (T3) (S1)
 (C77005) △ M556 (IA1) MAR ATP BL LV (T3) (S1)

PHI	ORBINC	RUDDER	AILRON	REFERENCE INFORMATION
80.000				SREF 7.4190 80. IN.
90.000				LREF 5.3120 IN.
				BREF 3.3120 IN.
				XMRP 4.8200 IN.
				YMRP 0.0000 IN.
				ZMRP 0.0000 IN.
				SCALE 0.0040

MACH .60

EFFECT OF SRB LOCATION RELATIVE TO EXTERNAL TANK

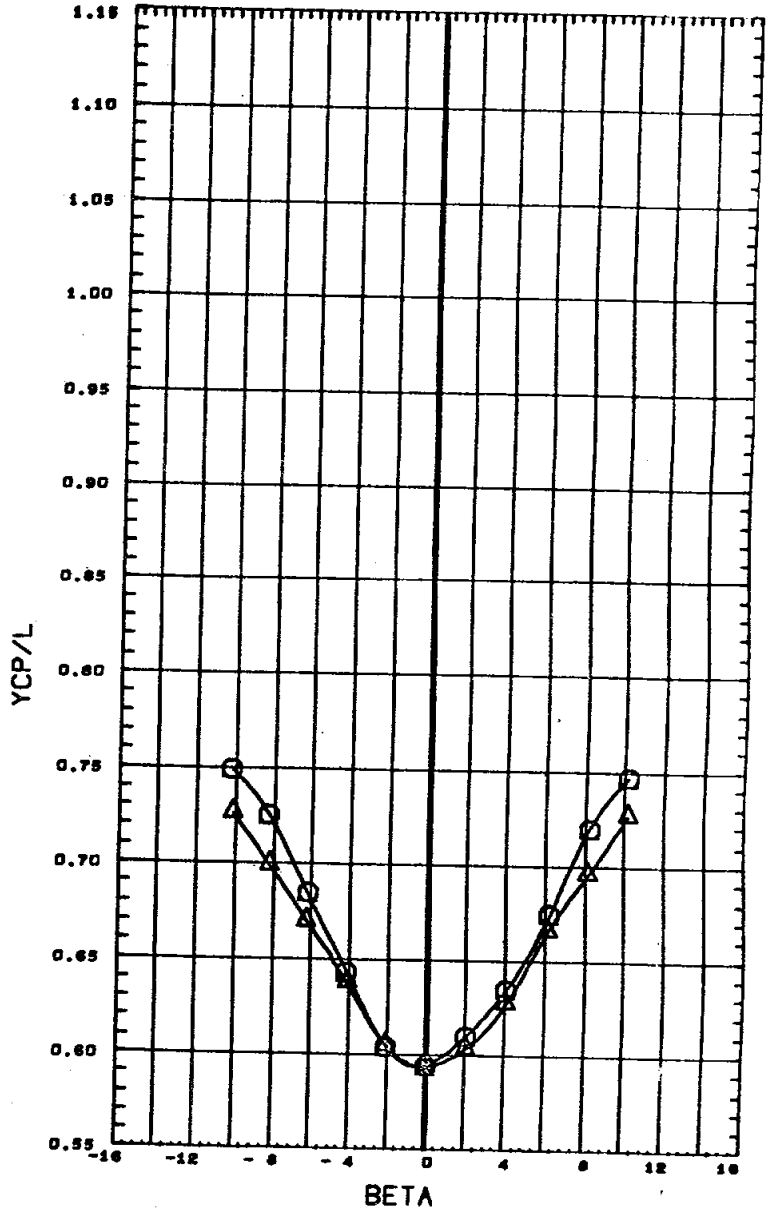
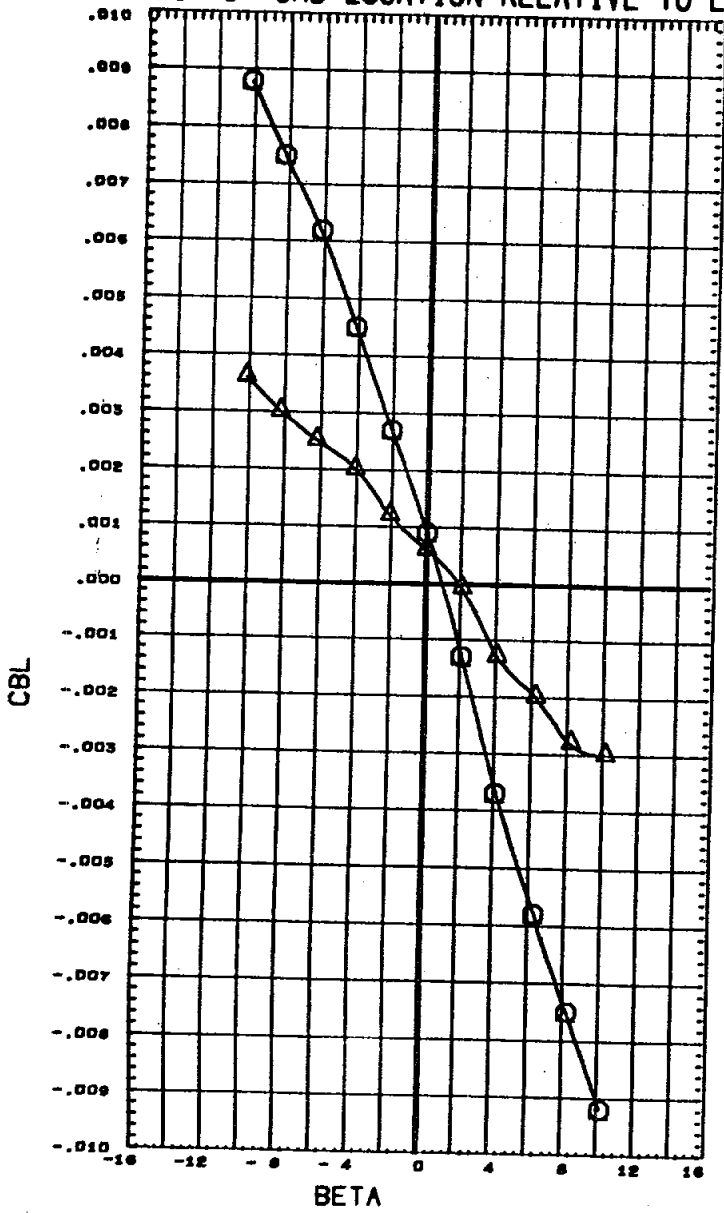


DATA SET SYMBOL CONFIGURATION DESCRIPTION
 (C77003) ○ M556 (IA1) NAR ATP BL LV (T3) (S1)
 (C77005) △ M556 (IA1) NAR ATP BL LV (T3) (S1)

PHI	ORBINC	RUDDER	AILRON	REFERENCE INFORMATION
80.000				SREF 7.4190 SQ. IN.
90.000				LREF 5.3120 IN.
				BREF 5.3120 IN.
				XMRP 4.8200 IN.
				YMRP 0.0000 IN.
				ZMRP 0.0000 IN.
				SCALE 0.0040

MACH .90

EFFECT OF SRB LOCATION RELATIVE TO EXTERNAL TANK

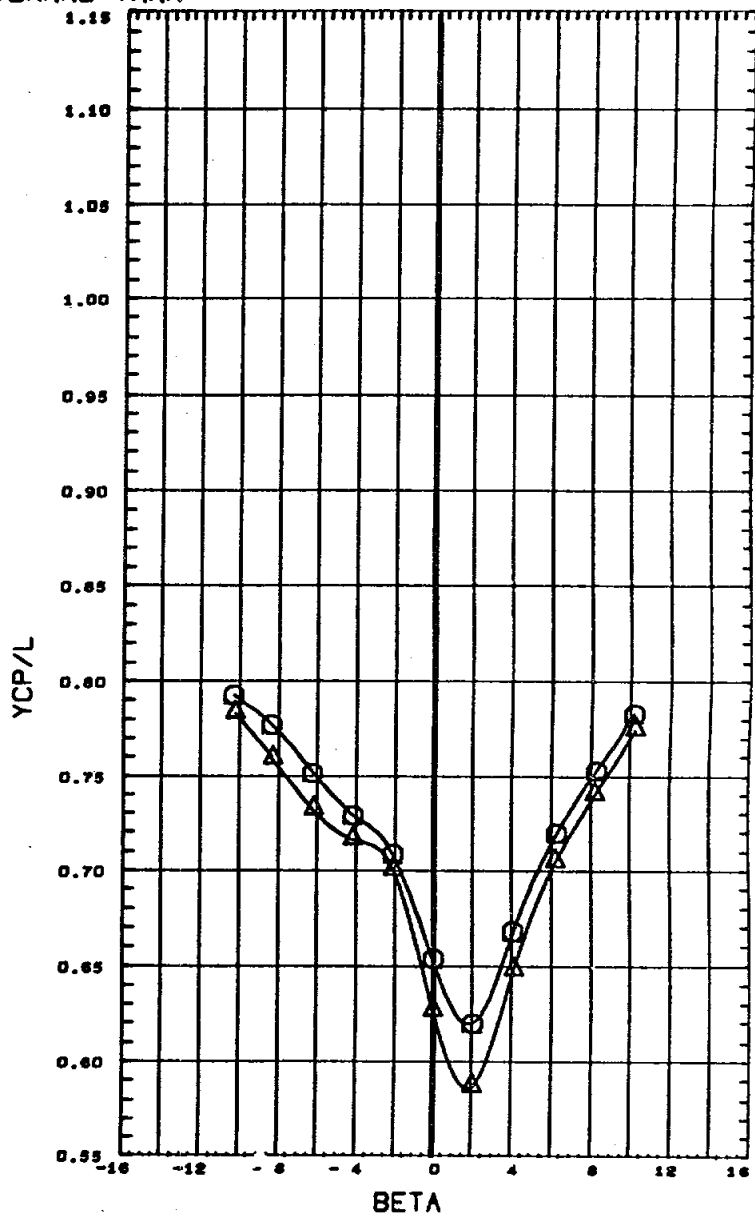
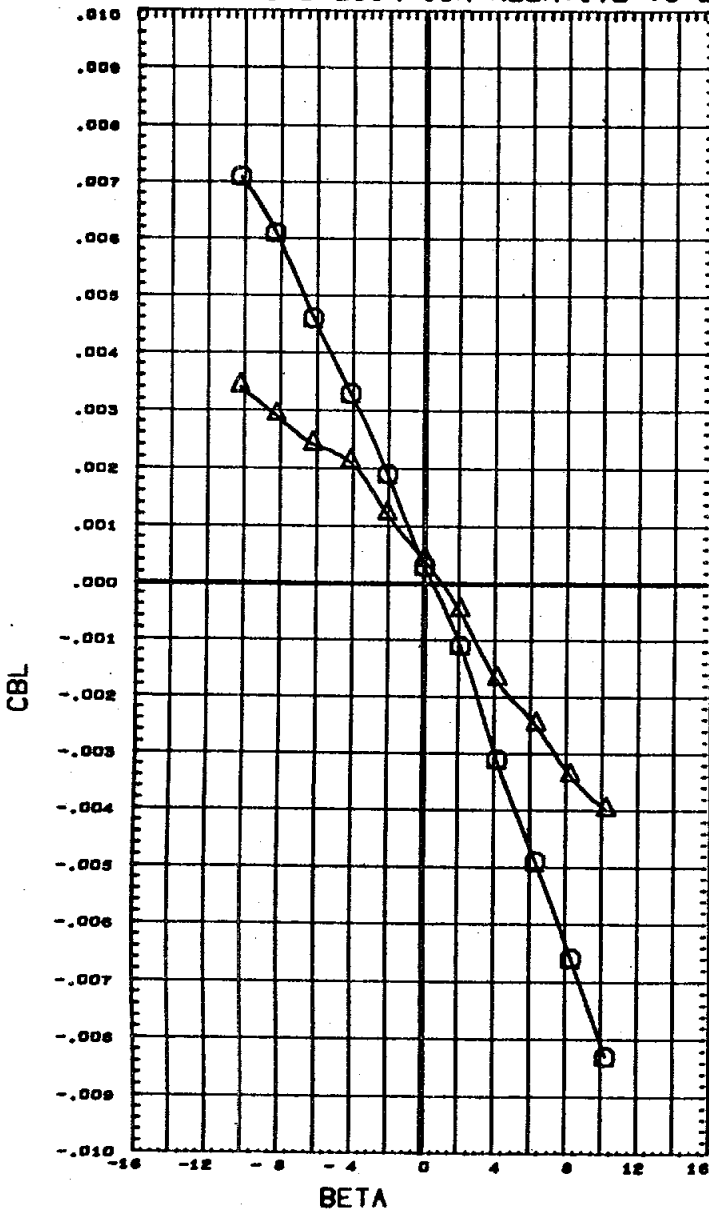


DATA SET SYMBOL CONFIGURATION DESCRIPTION
 (C77003) ○ M556 (IA1) NAR ATP BL LV (T3) (S1)
 (C77005) △ M556 (IA1) NAR ATP BL LV (T3) (S1)

PHI	ORBINC	RUDDER	AILRON	REFERENCE INFORMATION
80.000				SREF 7.4190 30. IN.
90.000				LREF 5.3120 IN.
				BREF 5.3120 IN.
				XMRP 4.8200 IN.
				YMRP 0.0000 IN.
				ZMRP 0.0000 IN.
				SCALE 0.0040

MACH 1.00

EFFECT OF SRB LOCATION RELATIVE TO EXTERNAL TANK

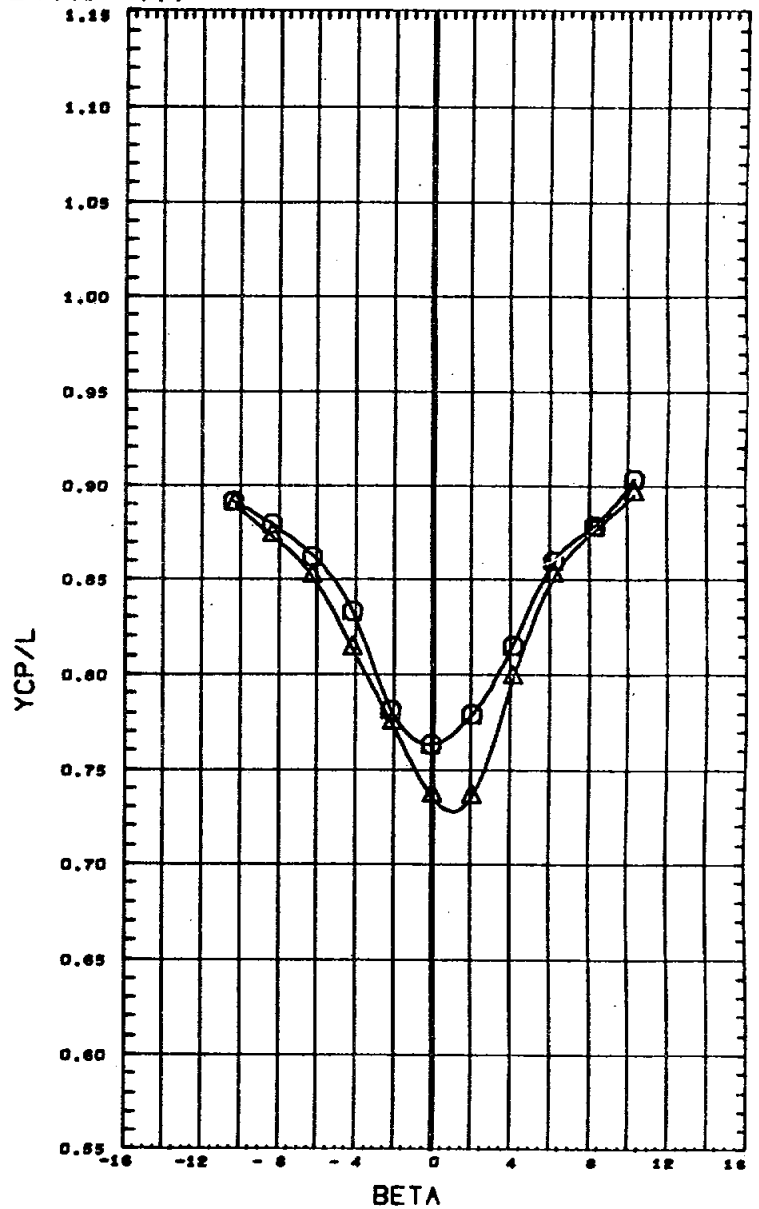
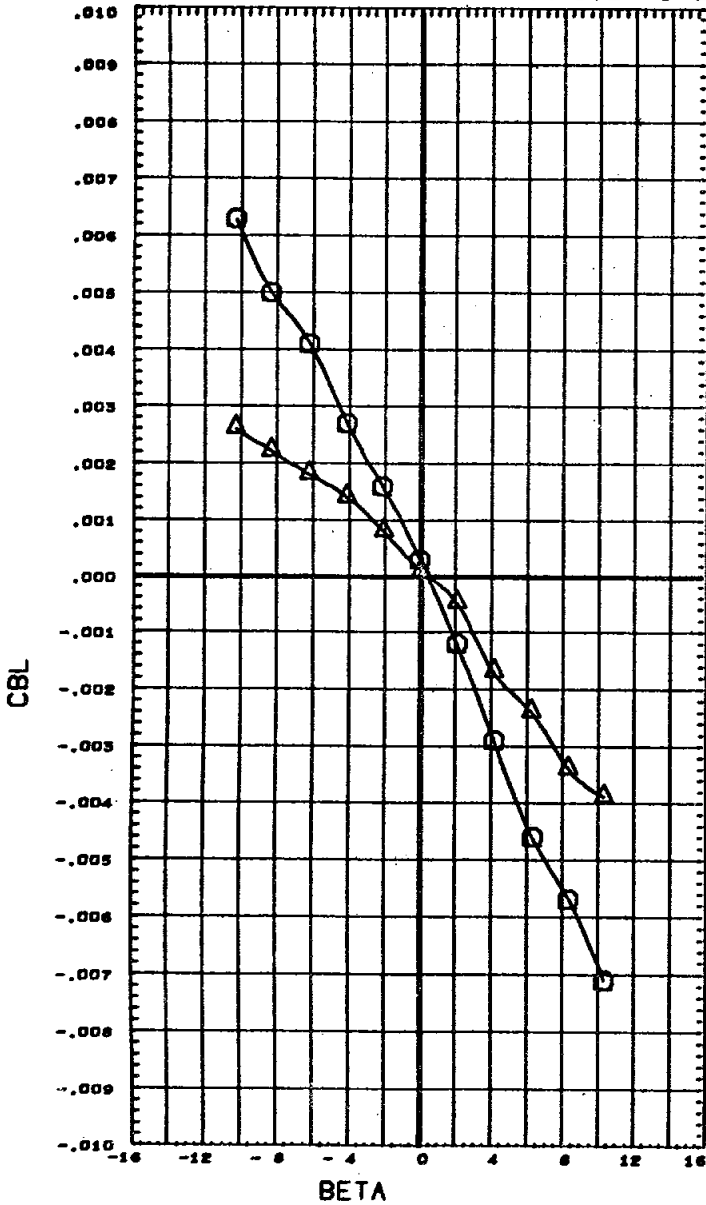


DATA SET SYMBOL CONFIGURATION DESCRIPTION
 (C77003) ○ M556 (IAS) NAR ATP BL LV (T3) (S1)
 (C77005) △ M556 (IAS) NAR ATP BL LV (T3) (S1)

PHI	ORBINC	RUDDER	AILRON	REFERENCE INFORMATION
80.000				SREF 7.4190 SQ. IN.
90.000				LREF 5.3120 IN.
				BREF 5.3120 IN.
				XHRP 4.8200 IN.
				YHRP 0.0000 IN.
				ZHRP 0.0000 IN.
				SCALE 0.0040

MACH 1.20

EFFECT OF SRB LOCATION RELATIVE TO EXTERNAL TANK

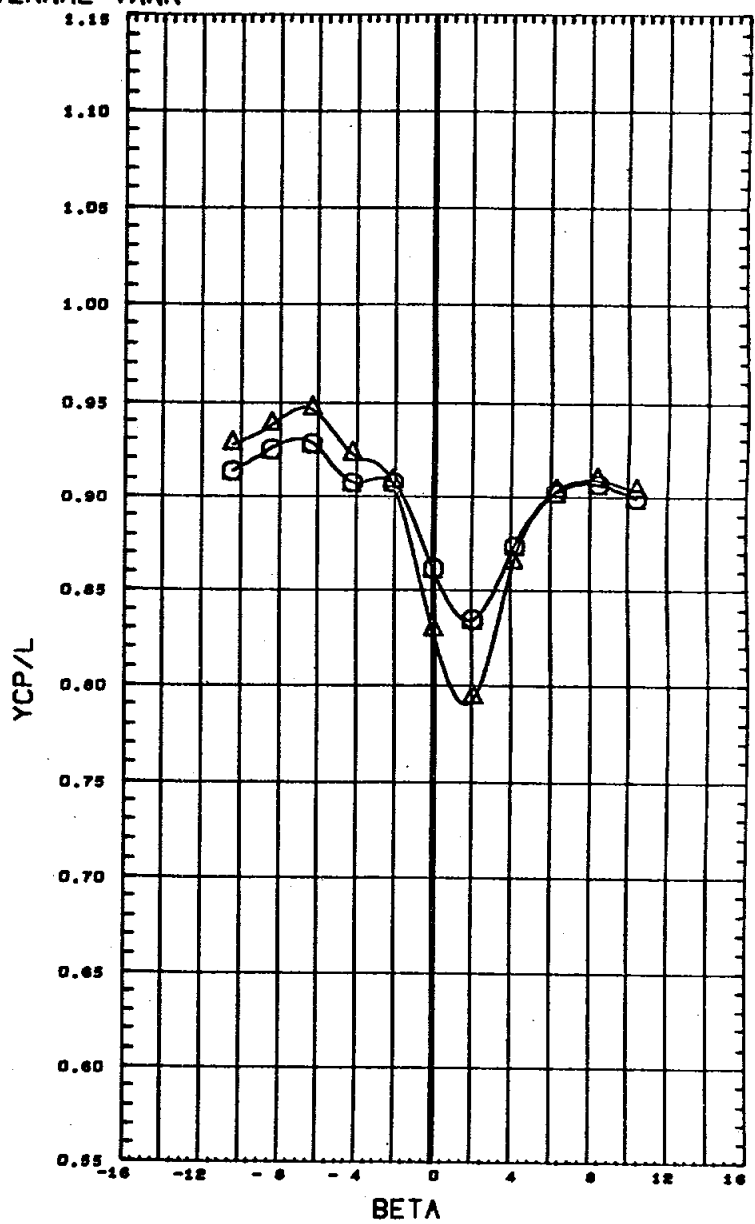
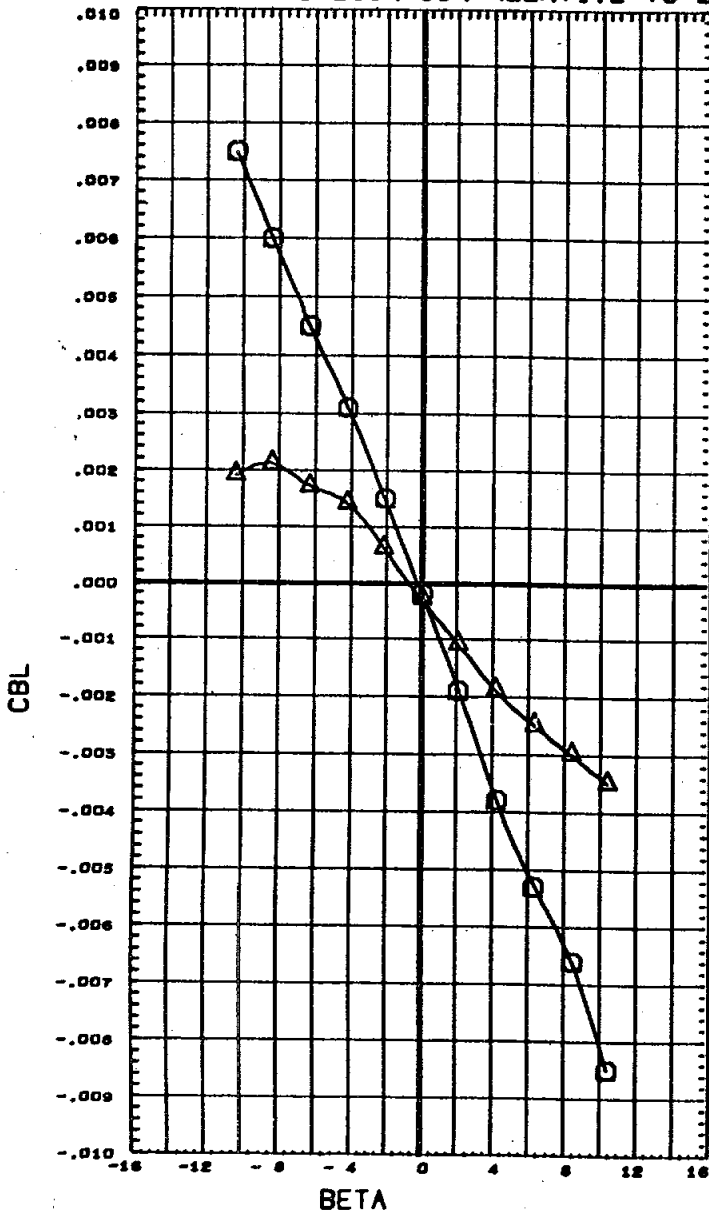


DATA SET SYMBOL	CONFIGURATION DESCRIPTION
(C77003) ○	M556 (IA1) MAR ATP BL LV (T3) (S1)
(C77005) △	M556 (IA1) MAR ATP BL LV (T3) (S1)

PHI	ORBINC	RUDDER	AILRON	REFERENCE INFORMATION
80.000				SREF 7.4190 30. IN.
90.000				LREF 5.3120 IN.
				BREF 5.3120 IN.
				XMRP 4.8200 IN.
				YMRP 0.0000 IN.
				ZMRP 0.0000 IN.
				SCALE 0.0040

MACH 1.46

EFFECT OF SRB LOCATION RELATIVE TO EXTERNAL TANK

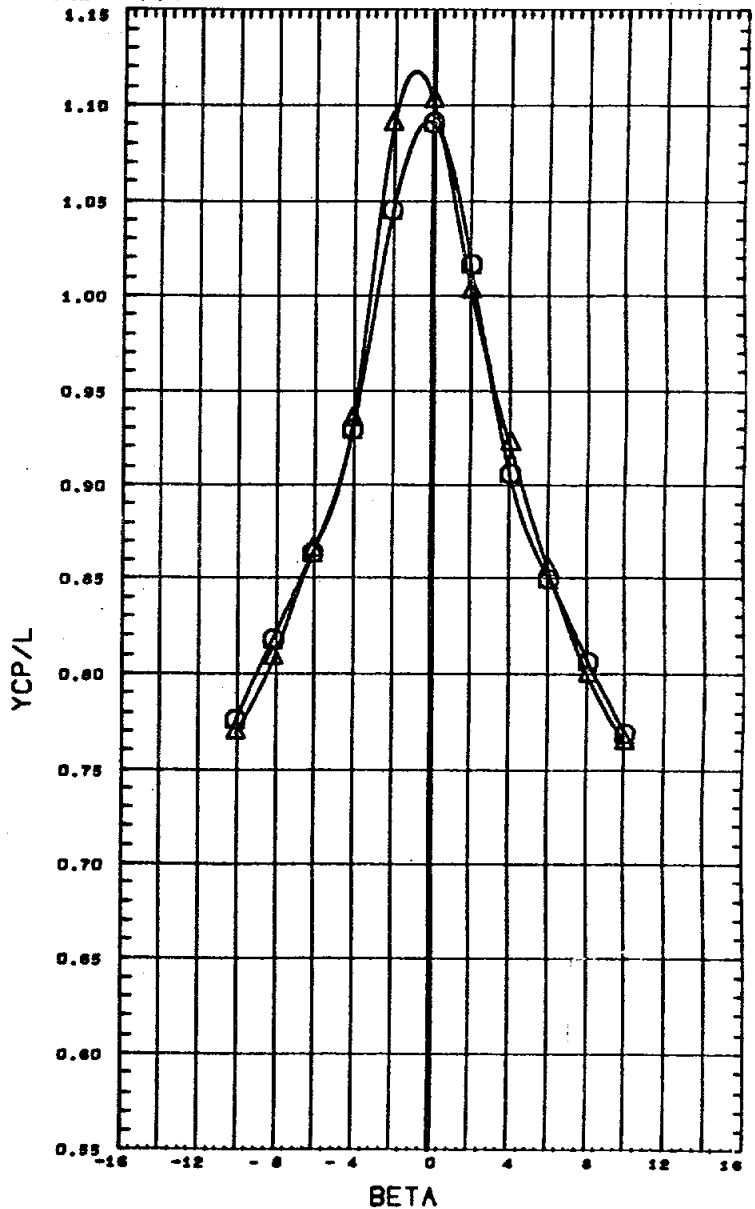
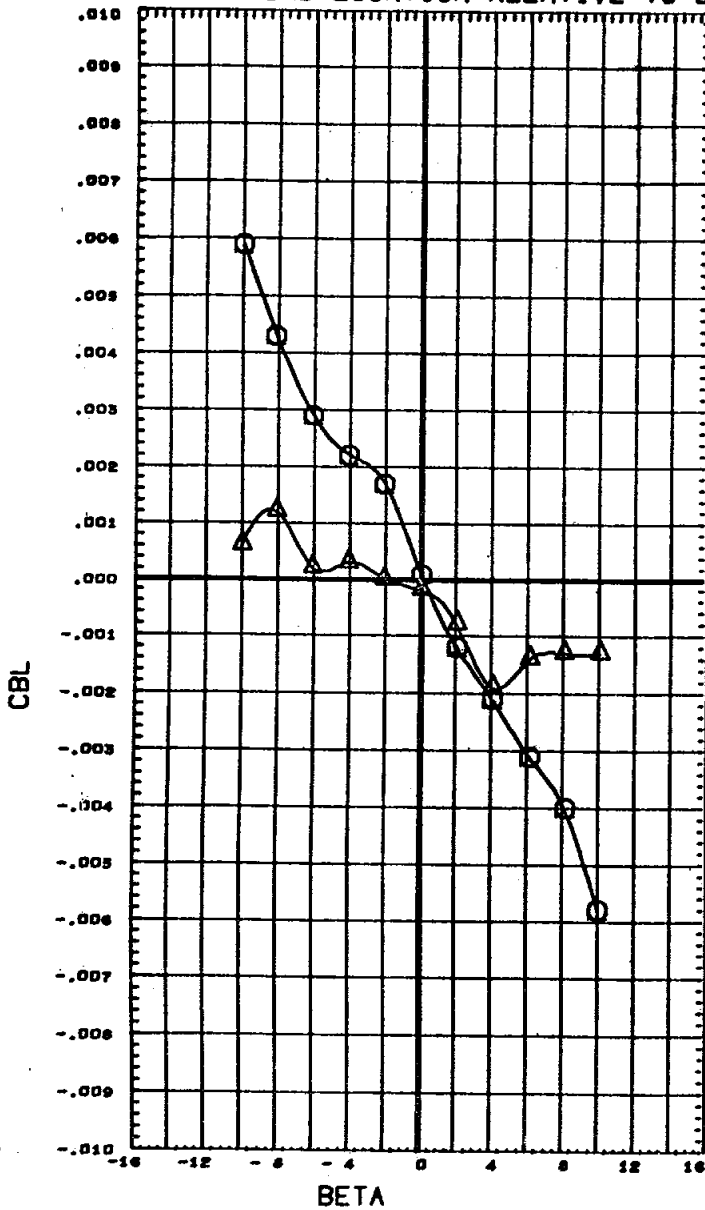


DATA SET SYMBOL CONFIGURATION DESCRIPTION
 (C77003) \circ M556(1A1) NAR ATP BL LV (T3) (S1)
 (C77005) \triangle M556(1A1) NAR ATP BL LV (T3) (S1)

PHI	ORBINC	RUDDER	AILRON	REFERENCE INFORMATION
80.000				BREF 7.4190 SQ. IN.
90.000				LREF 5.3120 IN.
				BREF 5.3120 IN.
				XMRP 4.8200 IN.
				YMRP 0.0000 IN.
				ZMRP 0.0000 IN.
				SCALE 0.0040

MACH 1.97

EFFECT OF SRB LOCATION RELATIVE TO EXTERNAL TANK

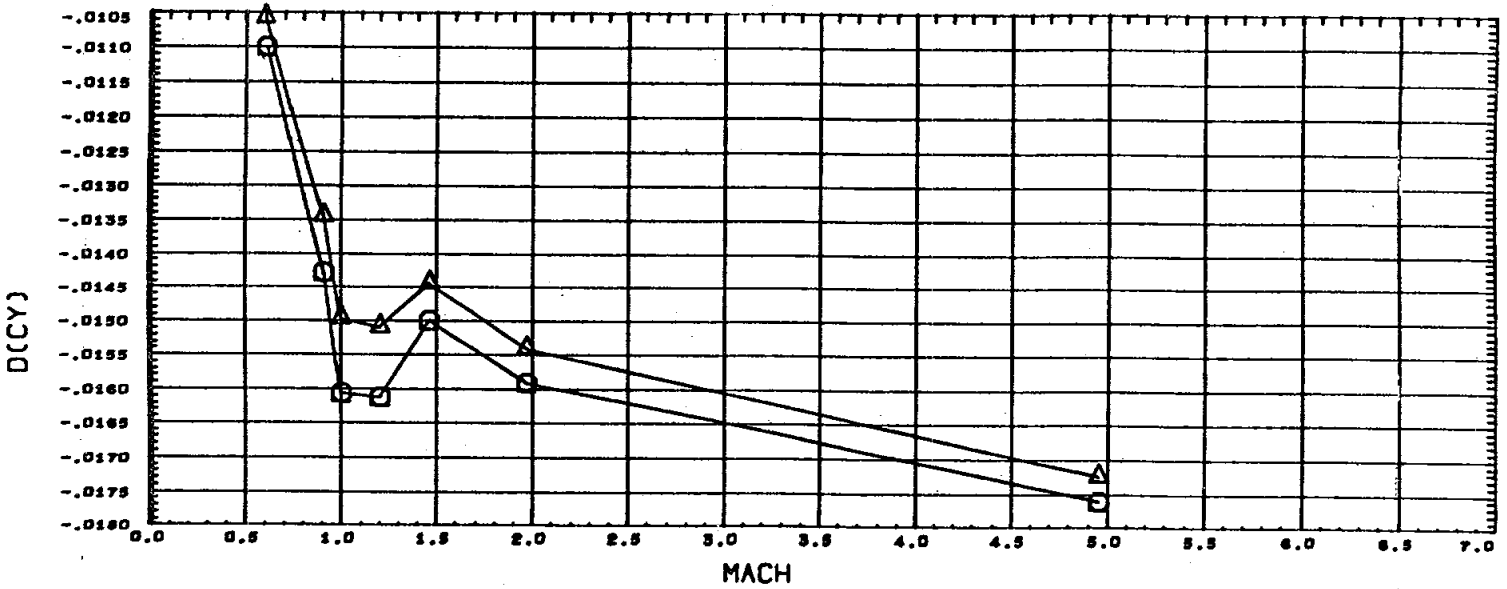
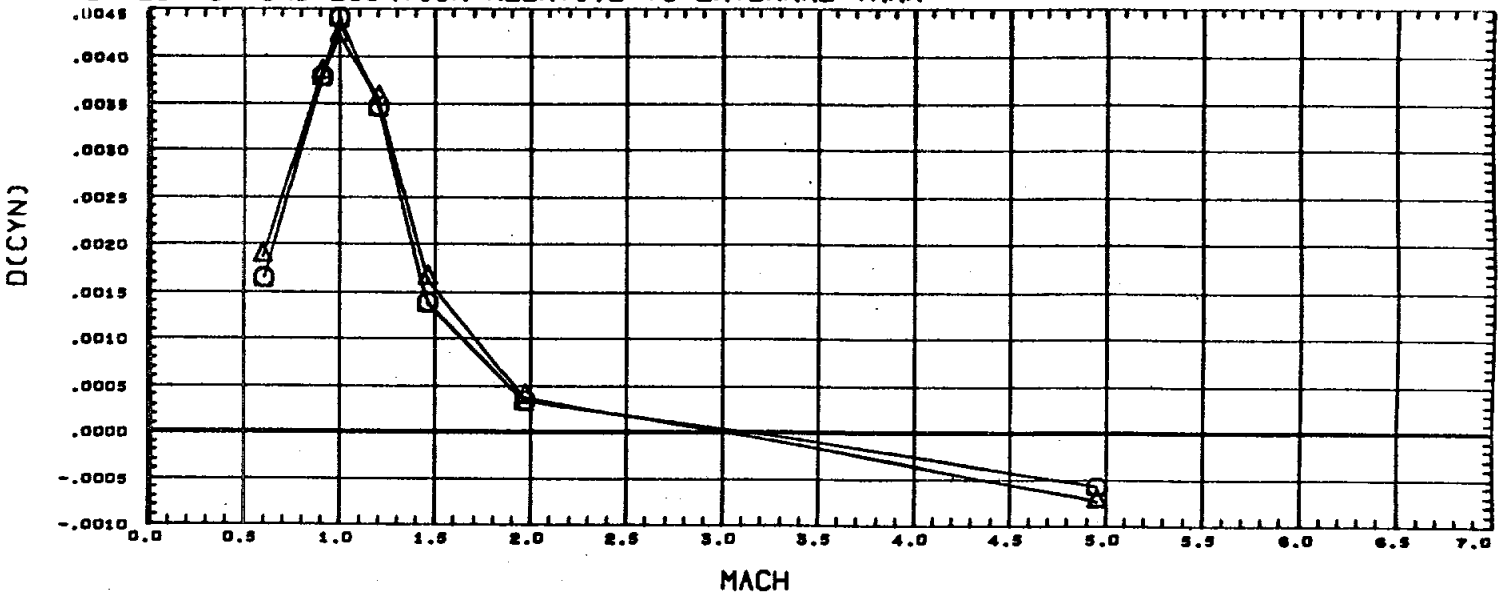


DATA SET SYMBOL CONFIGURATION DESCRIPTION
 (C77003) \circ N555 (IA1) NAR ATP BL LV (TS) (S1)
 (C77005) \triangle N556 (IA1) NAR ATP BL LV (TS) (S1)

PHI	ORBINC	RUDDER	AILRON	REFERENCE INFORMATION
80.000				SREF 7.4190 30. IN.
90.000				LREF 5.3120 IN.
				BREF 5.3120 IN.
				XMRP 4.8200 IN.
				YMRP 0.0000 IN.
				ZMRP 0.0000 IN.
				SCALE 0.0040

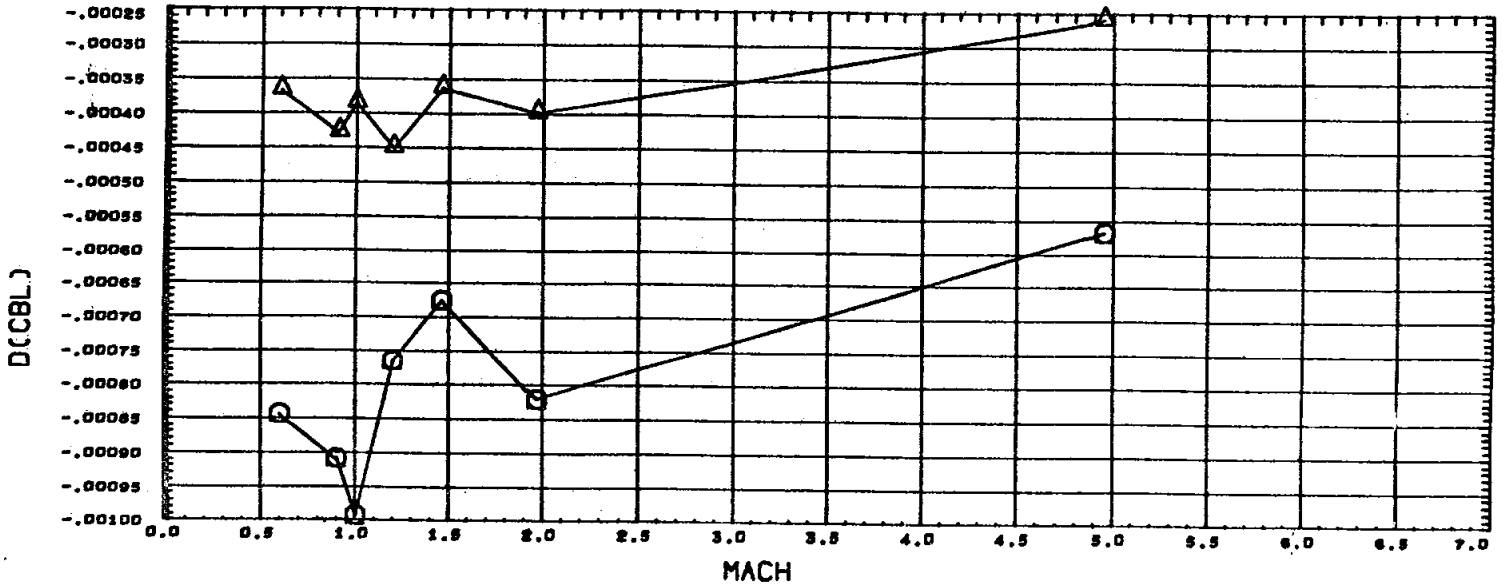
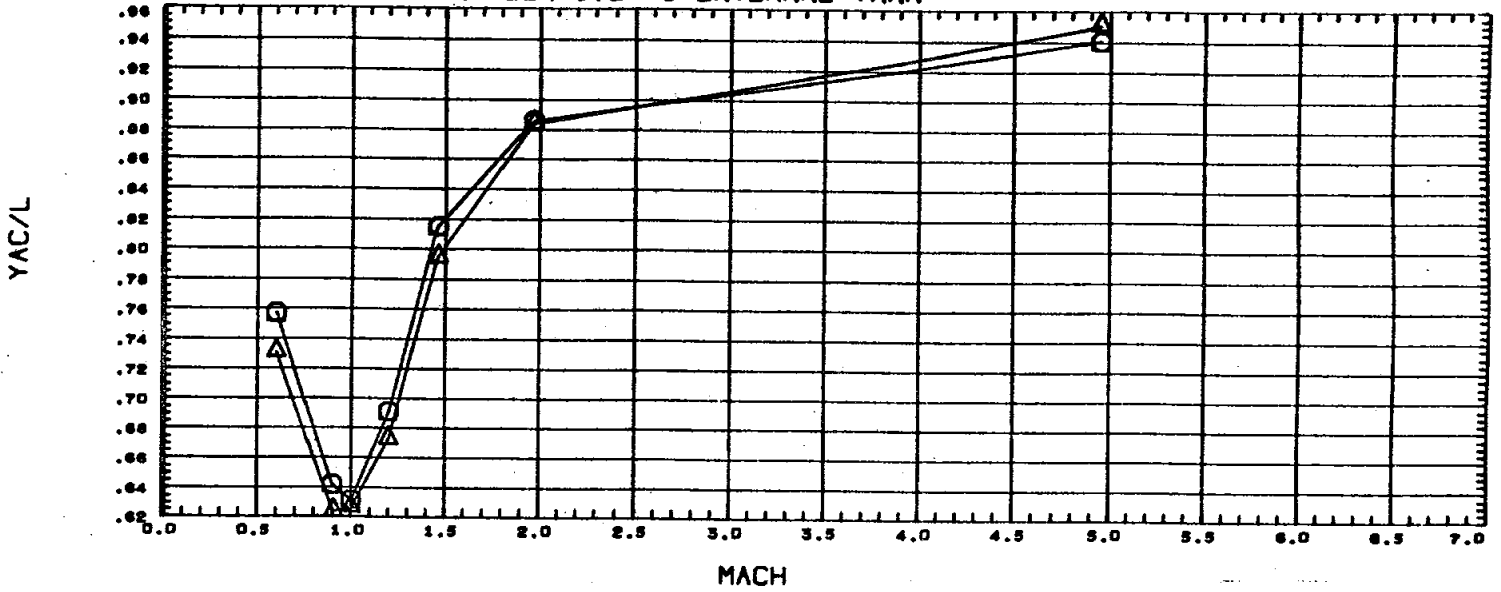
MACH 4.96

EFFECT OF SRB LOCATION RELATIVE TO EXTERNAL TANK



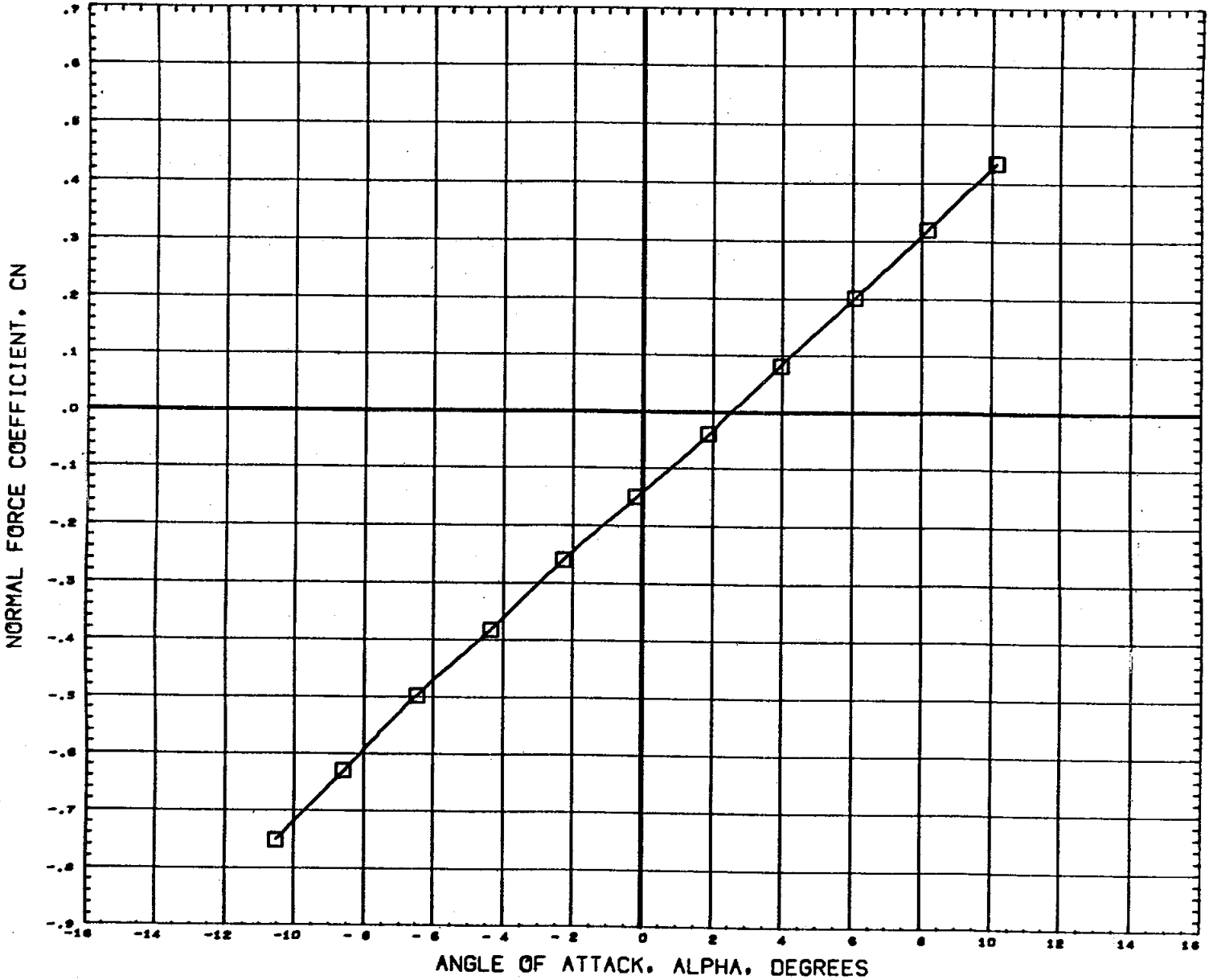
DATA SET SYMBOL	CONFIGURATION DESCRIPTION	PHI	ORBINC	RUDDER	AILRON	REFERENCE INFORMATION
(C77003)	Q M556 (IA1) NAR ATP BL LV (T3) (S1)	80,000				SREF 7.4190 sq. IN.
(C77005)	Q M556 (IA1) NAR ATP BL LV (T3) (S1)	90,000				LREF 5.3120 IN.
						BREF 5.3120 IN.
						XNRP 4.6200 IN.
						YNRP 0.0000 IN.
						ZNRP 0.0000 IN.
						SCALE 0.0040

EFFECT OF SRB LOCATION RELATIVE TO EXTERNAL TANK



DATA SET SYMBOL	CONFIGURATION DESCRIPTION	PHI	ORBINC	RUDDER	AILRON	REFERENCE INFORMATION
(C77003)	⊙ M556 (IA1) NAR ATP BL LV (TS) (S1)	80.000				SREF 7.4190 SQ. IN.
(C77005)	△ M556 (IA1) NAR ATP BL LV (TS) (S1)	90.000				LREF 5.3120 IN.
						BREF 5.3120 IN.
						XMRP 4.8200 IN.
						YMRP 0.0000 IN.
						ZMRP 0.0000 IN.
						SCALE 0.0040

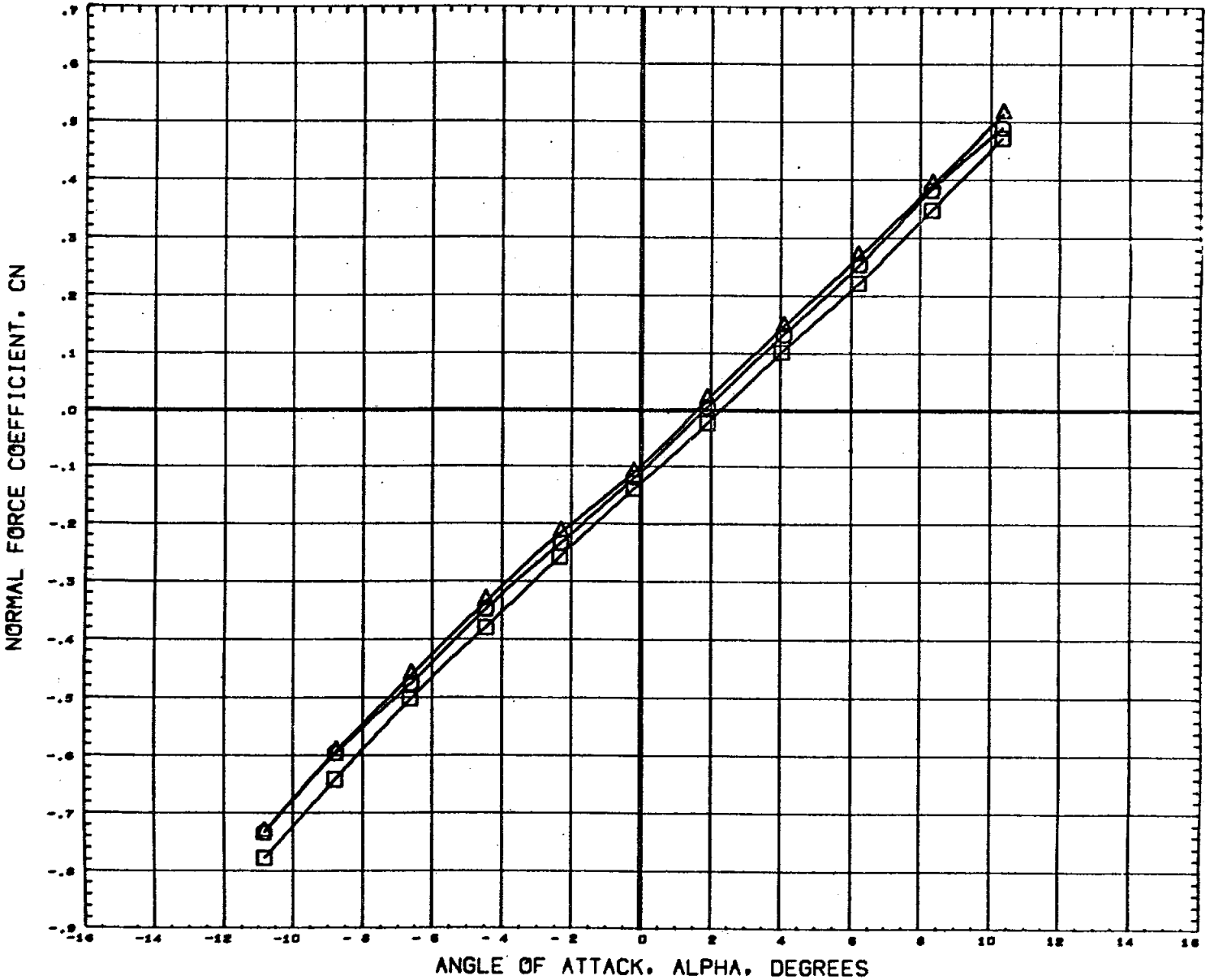
EFFECT OF AILERON



DATA SET SYMBOL	CONFIGURATION DESCRIPTION	PHI	ORBINC	RUDDER	AILRON	REFERENCE INFORMATION
(C77024)	DATA NOT AVAILABLE FOR ALL CONDITIONS	60.000	0.000	0.000	10.000	SREF 7.4190 30. IN.
(C77014)	DATA NOT AVAILABLE FOR ALL CONDITIONS	60.000	0.000	0.000	0.000	LREF 5.3120 IN.
(C77034)	DATA NOT AVAILABLE FOR ALL CONDITIONS	60.000	-1.200	0.000	10.000	BREF 5.3120 IN.
(C77018)	M558 (IA1) MAR ATP BL LV (O1) (T1) (S1)	60.000	-1.200	0.000	0.000	XMRP 4.8200 IN. YMRP 0.0000 IN. ZMRP 0.0000 IN. SCALE 0.0040

MACH .60

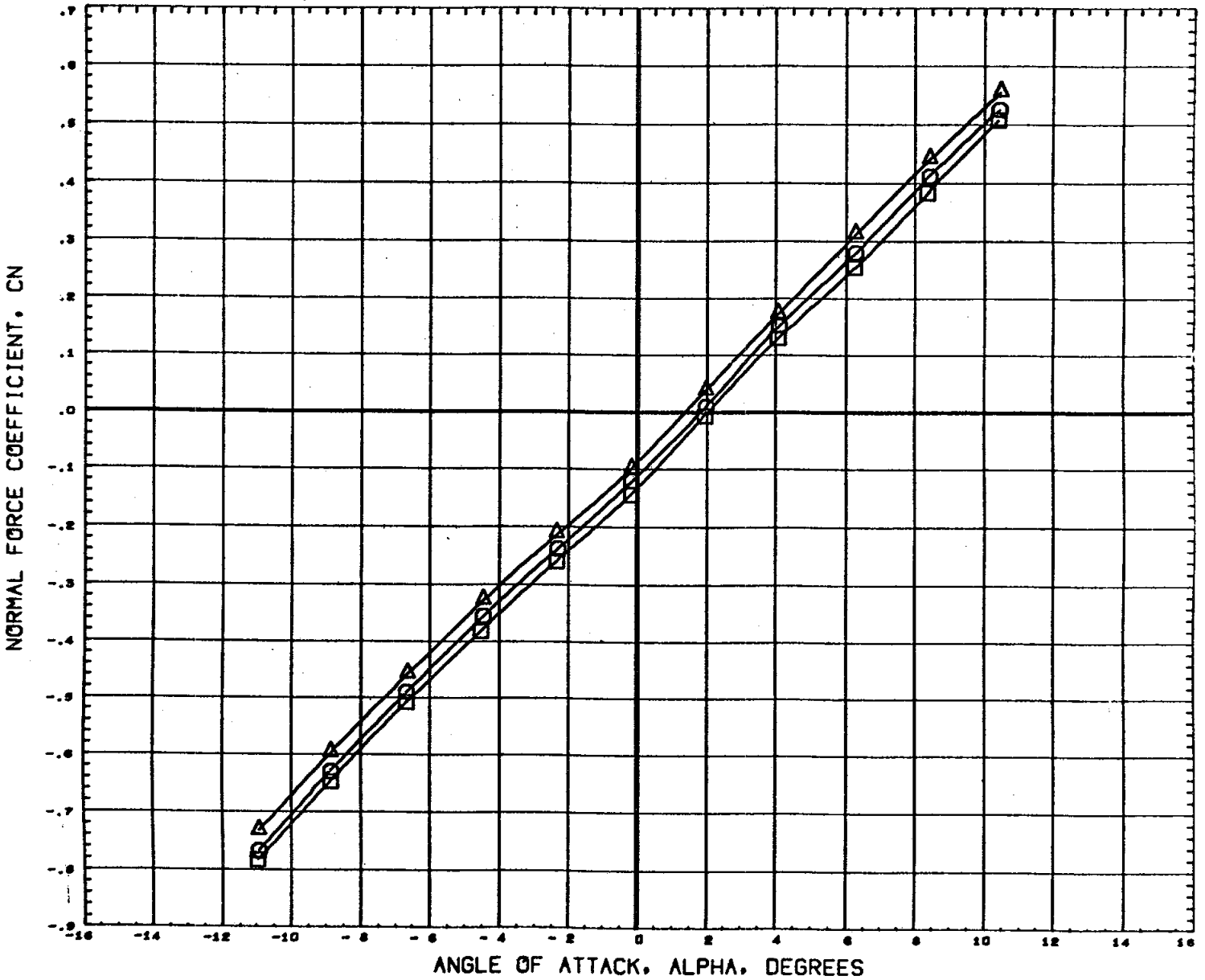
EFFECT OF AILERON



DATA SET SYMBOL	CONFIGURATION DESCRIPTION	PHI	ORBINC	RUDDER	AILRON	REFERENCE INFORMATION
(C77024)	M556 (IA1) NAR ATP BL LV (O1) (T1) (S1)	80.000	0.000	0.000	10.000	SREF 7.4190 sq. in.
(C77014)	M556 (IA1) NAR ATP BL LV (O1) (T1) (S1)	80.000	0.000	0.000	0.000	LREF 5.3120 in.
(C77034)	DATA NOT AVAILABLE FOR ALL CONDITIONS	80.000	-1.200	0.000	10.000	BREF 5.3120 in.
(C77018)	M556 (IA1) NAR ATP BL LV (O1) (T1) (S1)	80.000	-1.200	0.000	0.000	XMRP 4.8200 in.
						YMRP 0.0000 in.
						ZMRP 0.0000 in.
						SCALE 0.0040

MACH .80

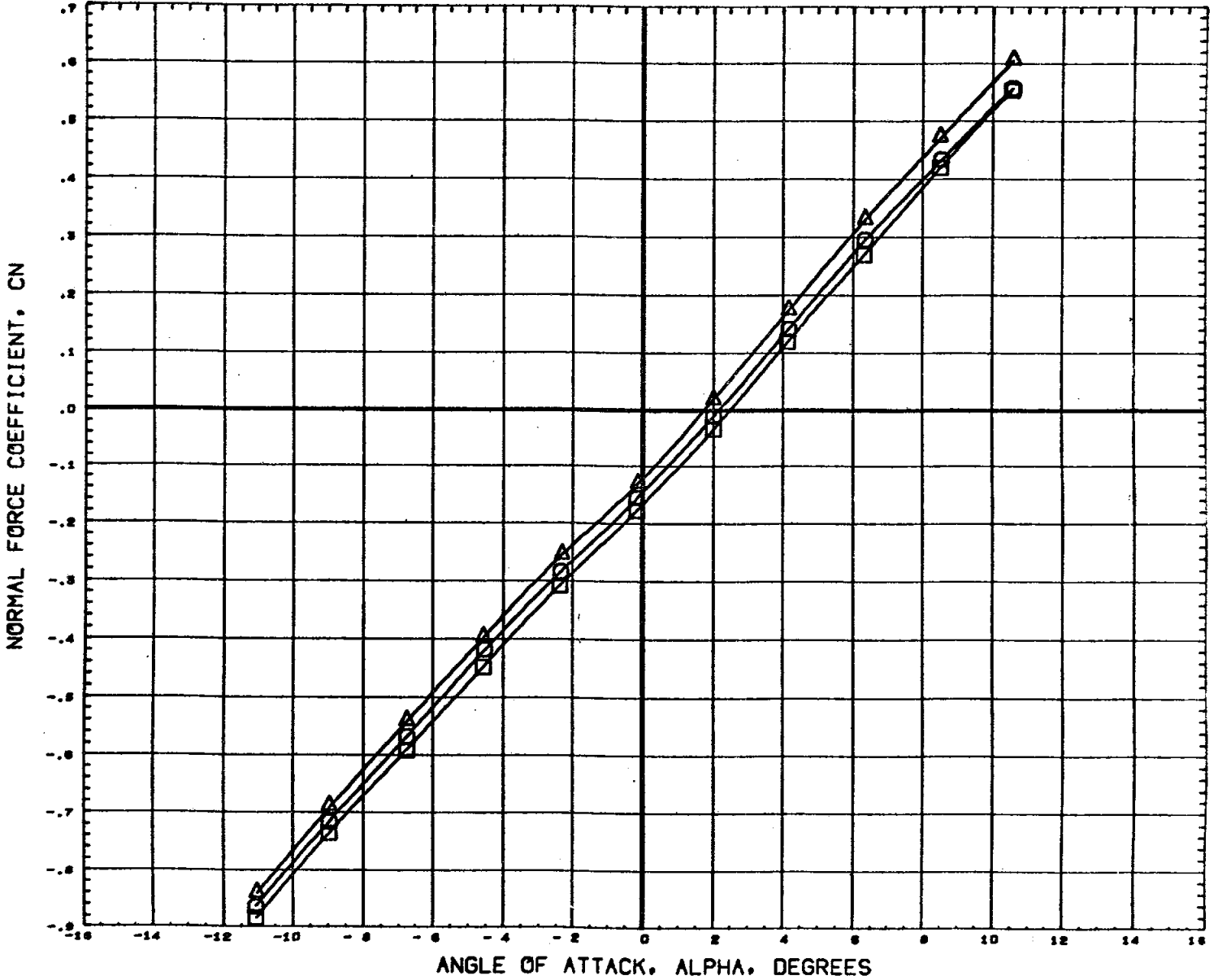
EFFECT OF AILERON



DATA SET SYMBOL	CONFIGURATION DESCRIPTION	PHI	ORBINC	RUDDER	AILRON	REFERENCE INFORMATION
(C77024)	M556 (IA1) NAR ATP BL LV (O1) (T1) (S1)	80.000	0.000	0.000	10.000	SREF 7.4190 30. IN.
(C77014)	M556 (IA1) NAR ATP BL LV (O1) (T1) (S1)	80.000	0.000	0.000	0.000	LREF 5.3120 IN.
(C77034)	DATA NOT AVAILABLE FOR ALL CONDITIONS	80.000	-1.200	0.000	10.000	BREF 5.3120 IN.
(C77018)	M556 (IA1) NAR ATP BL LV (O1) (T1) (S1)	80.000	-1.200	0.000	0.000	XMRP 4.8200 IN. YMRP 0.0000 IN. ZMRP 0.0000 IN. SCALE 0.0040

MACH .90

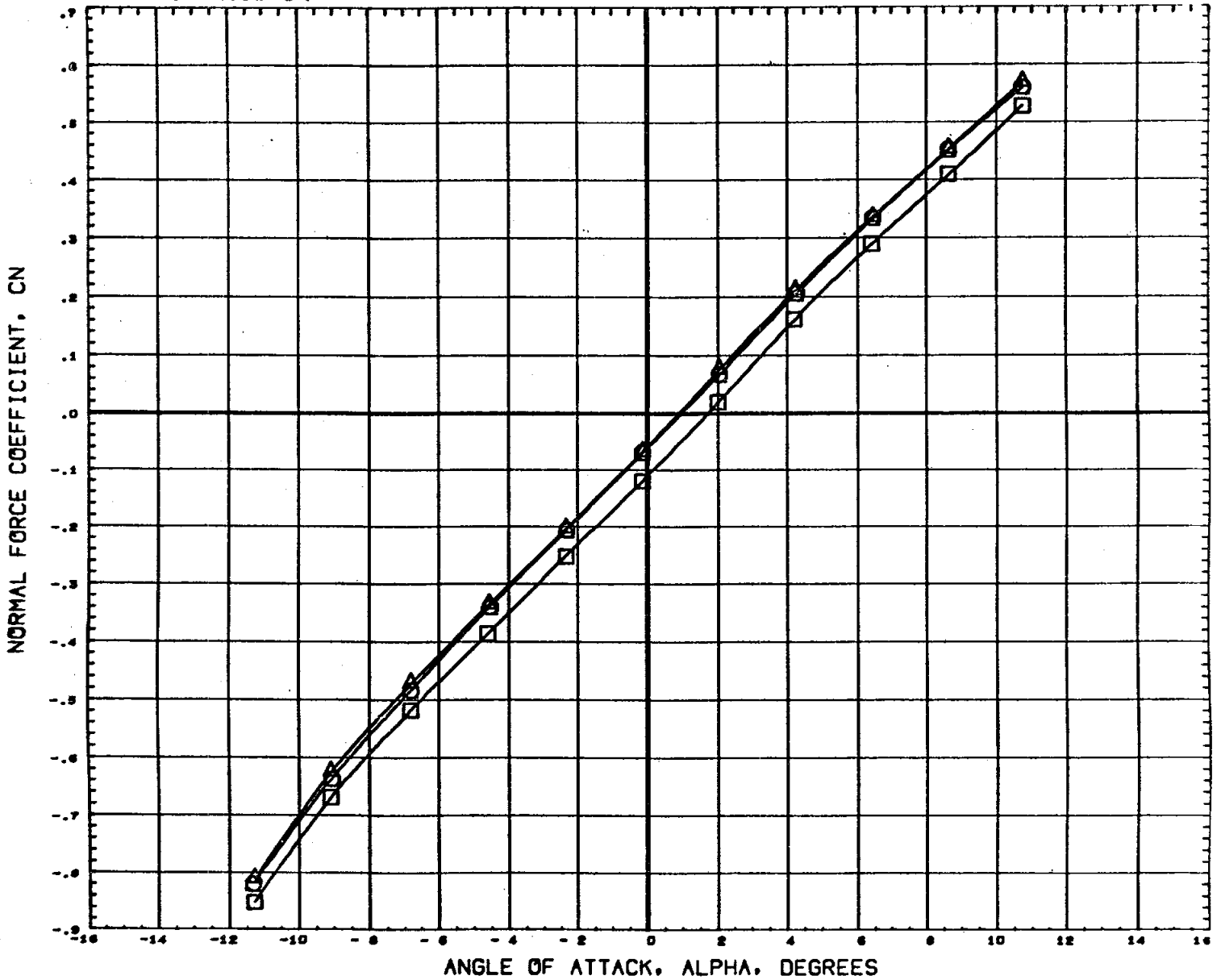
EFFECT OF AILERON



DATA SET SYMBOL	CONFIGURATION DESCRIPTION	PHI	ORBINC	RUDDER	AILRON	REFERENCE INFORMATION
(C77024)	M556 (IA1) NAR ATP BL LV (O1) (T1) (S1)	80.000	0.000	0.000	10.000	SREF 7.4190 38. IN.
(C77014)	M556 (IA1) NAR ATP BL LV (O1) (T1) (S1)	80.000	0.000	0.000	0.000	LREF 5.3120 IN.
(C77034)	DATA NOT AVAILABLE FOR ALL CONDITIONS	80.000	-1.200	0.000	10.000	BREF 5.3120 IN.
(C77018)	M556 (IA1) NAR ATP BL LV (O1) (T1) (S1)	80.000	-1.200	0.000	0.000	XMRP 4.8200 IN. YMRP 0.0000 IN. ZMRP 0.0000 IN. SCALE 0.0040

MACH 1.00

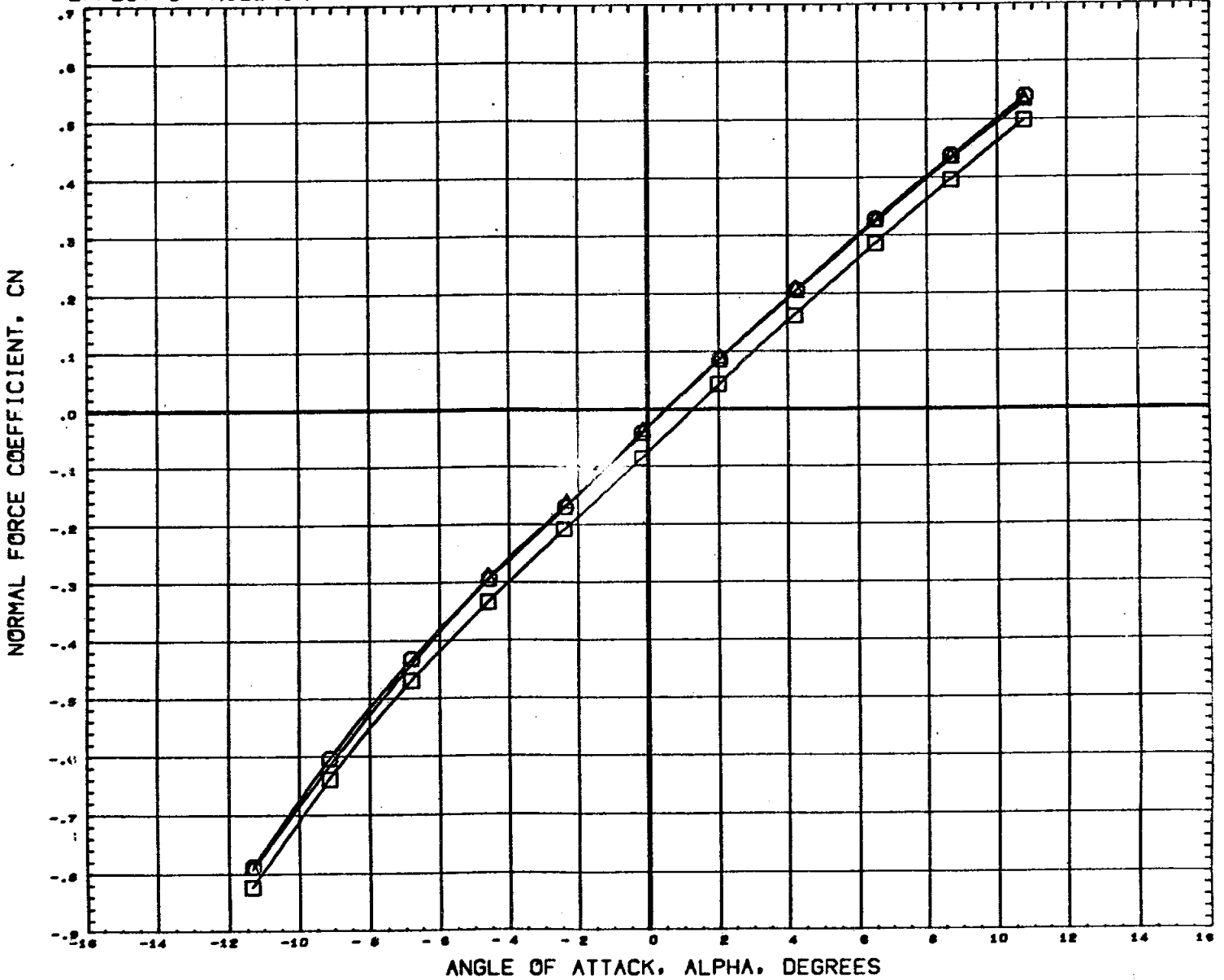
EFFECT OF AILERON



DATA SET SYMBOL	CONFIGURATION DESCRIPTION	PHI	ORBINC	RUDDER	AILRON	REFERENCE INFORMATION
(C77024)	N556 (IA1) NAR ATP BL LV (O1) (T1) (S1)	80.000	0.000	0.000	10.000	SREF 7.4190 SQ. IN.
(C77014)	N556 (IA1) NAR ATP BL LV (O1) (T1) (S1)	80.000	0.000	0.000	0.000	LREF 5.3120 IN.
(C77034)	DATA NOT AVAILABLE FOR ALL CONDITIONS	80.000	-1.200	0.000	10.000	BREF 5.3120 IN.
(C77018)	N556 (IA1) NAR ATP BL LV (O1) (T1) (S1)	80.000	-1.200	0.000	0.000	XMRP 4.8200 IN. YMRP 0.0000 IN. ZMRP 0.0000 IN. SCALE 0.0040

MACH 1.20

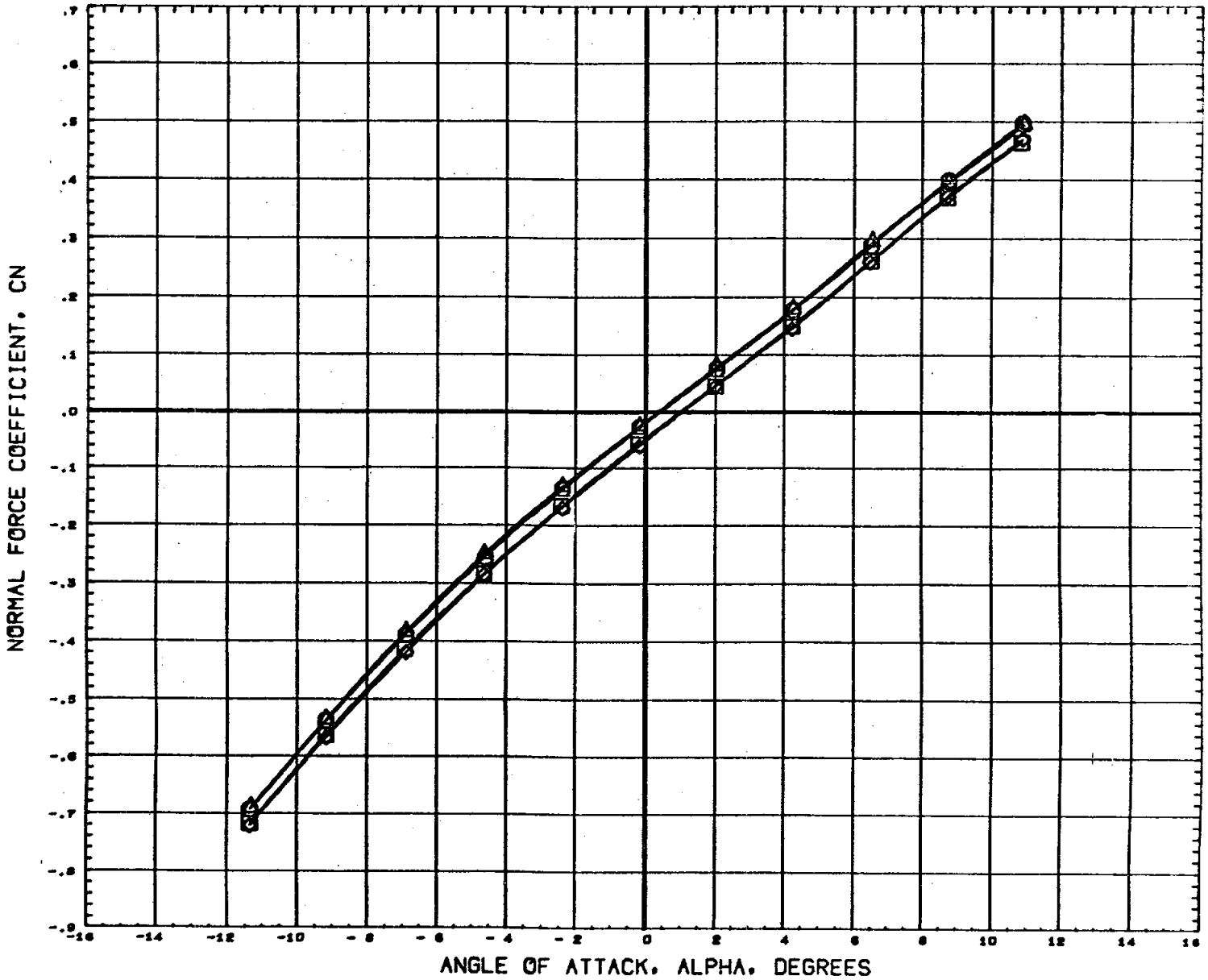
EFFECT OF AILERON



DATA SET SYMBOL	CONFIGURATION DESCRIPTION	PHI	ORBINC	RUDDER	AILRON	REFERENCE INFORMATION
(C77024)	M556 (IA1) NAR ATP BL LV (O1) (T1) (S1)	80.000	0.000	0.000	10.000	BREF 7.4190 38. IN.
(C77014)	M556 (IA1) NAR ATP BL LV (O1) (T1) (S1)	80.000	0.000	0.000	0.000	LREF 5.3120 IN.
(C77034)	DATA NOT AVAILABLE FOR ALL CONDITIONS	80.000	-1.200	0.000	10.000	BREF 5.3120 IN.
(C77018)	M556 (IA1) NAR ATP BL LV (O1) (T1) (S1)	80.000	-1.200	0.000	0.000	XMRP 4.8200 IN. YMRP 0.0000 IN. ZMRP 0.0000 IN. SCALE 0.0040

MACH 1.46

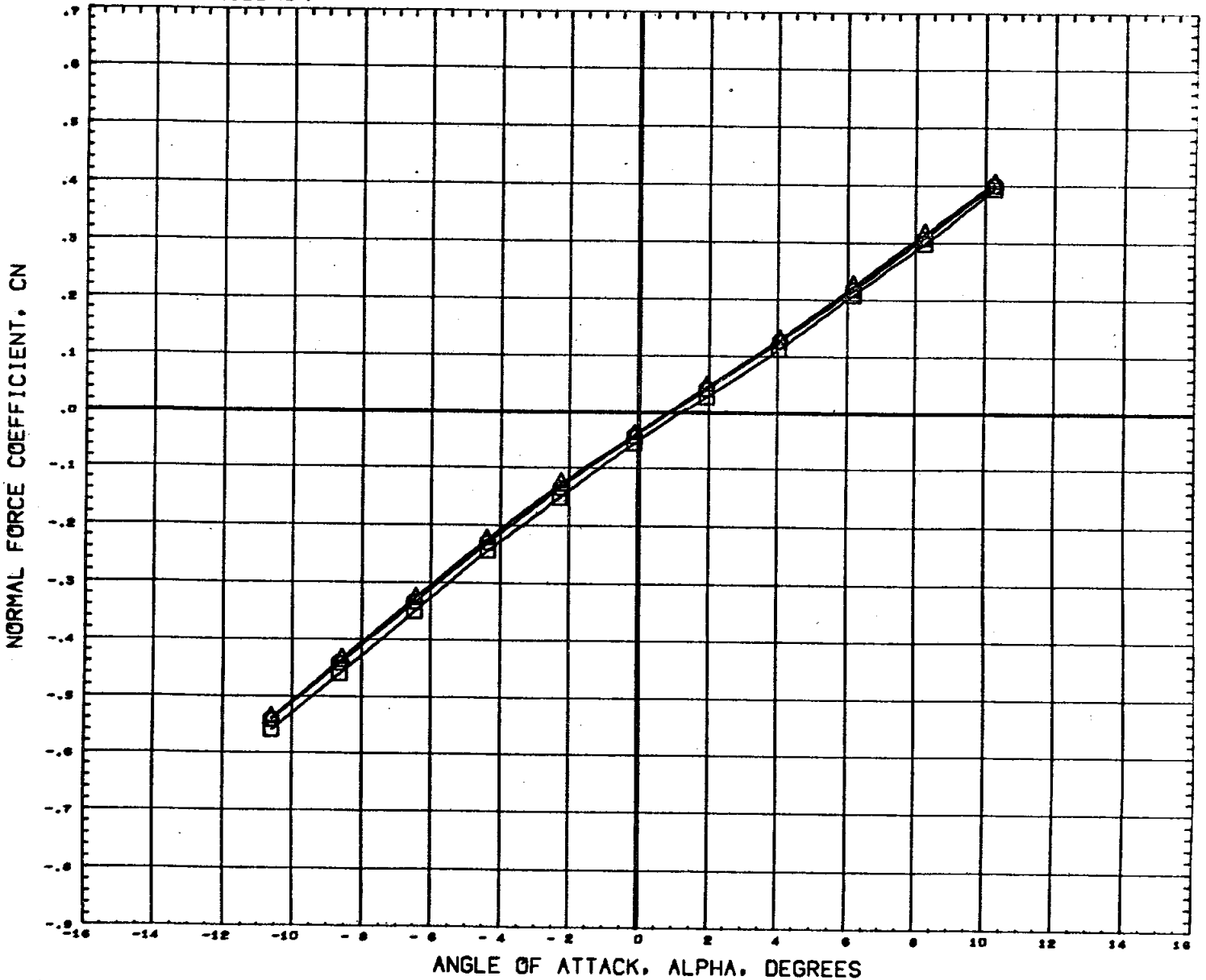
EFFECT OF AILERON



DATA SET SYMBOL	CONFIGURATION DESCRIPTION	PHI	ORBINC	RUDDER	AILRON	REFERENCE INFORMATION
(C77024)	M556 (IA1) NAR ATP BL LV (O1) (T1) (S1)	90.000	0.000	0.000	10.000	SREF 7.4190 sq. in.
(C77014)	M556 (IA1) NAR ATP BL LV (O1) (T1) (S1)	90.000	0.000	0.000	0.000	LREF 5.3120 in.
(C77034)	M556 (IA1) NAR ATP BL LV (O1) (T1) (S1)	90.000	-1.200	0.000	10.000	BREF 5.3120 in.
(C77018)	M556 (IA1) NAR ATP BL LV (O1) (T1) (S1)	90.000	-1.200	0.000	0.000	XWRP 4.6200 in.
						YWRP 0.0000 in.
						ZWRP 0.0000 in.
						SCALE 0.0040

MACH 1.96

EFFECT OF AILERON

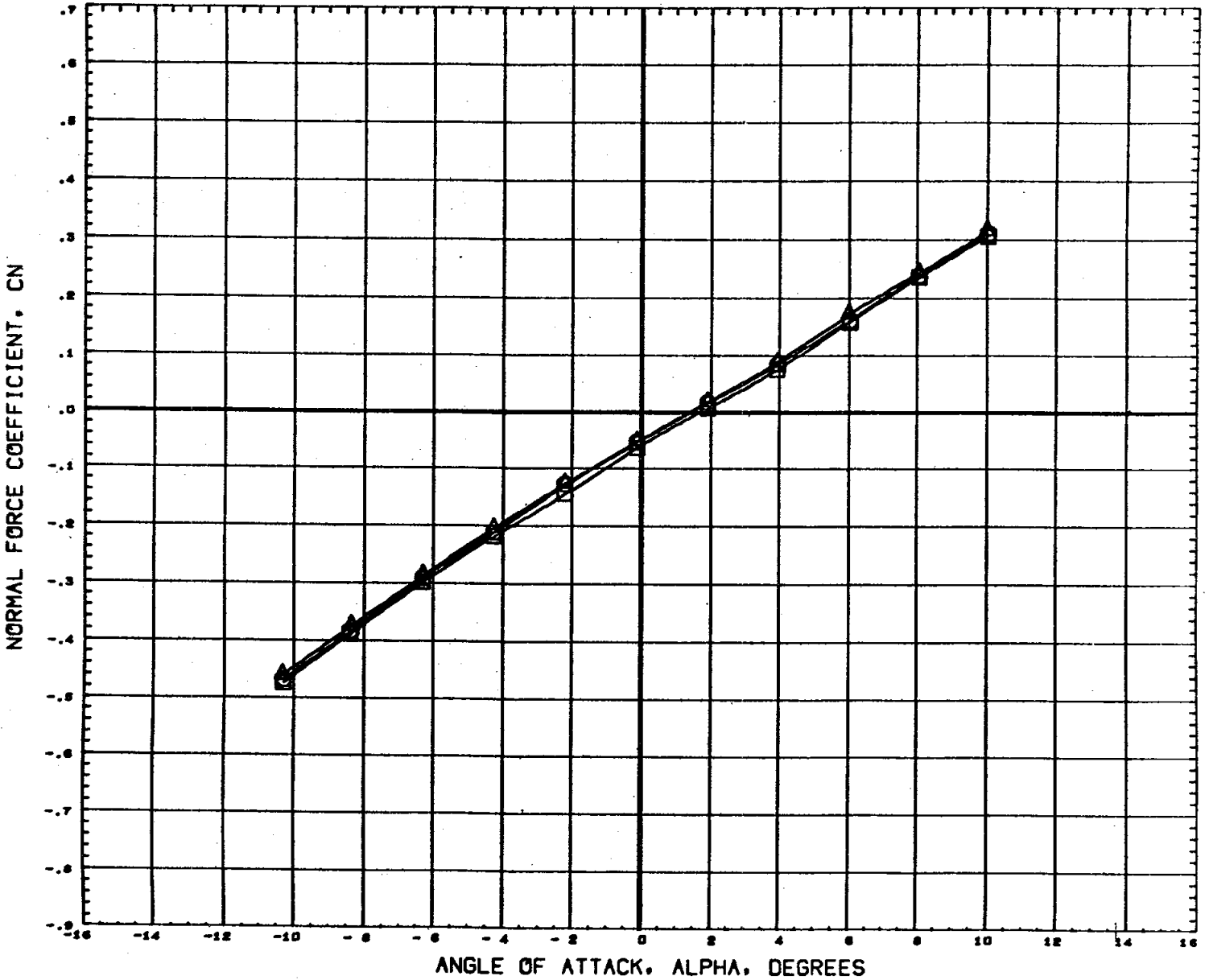


DATA SET SYMBOL	CONFIGURATION DESCRIPTION	PHI	ORBINC	RUDDER	AILRON	REFERENCE INFORMATION
(C77024)	M556(IA1) NAR ATP BL LV (O1) (T1) (S1)	80.000	0.000	0.000	10.000	SREF 7.4190 80. IN.
(C77014)	M556(IA1) NAR ATP BL LV (O1) (T1) (S1)	80.000	0.000	0.000	0.000	LREF 5.3120 IN.
(C77034)	DATA NOT AVAILABLE FOR ALL CONDITIONS	80.000	-1.200	0.000	10.000	BREF 5.3120 IN.
(C77018)	M556(IA1) NAR ATP BL LV (O1) (T1) (S1)	80.000	-1.200	0.000	0.000	XMRP 4.8200 IN.
						YMRP 0.0000 IN.
						ZMRP 0.0000 IN.
						SCALE 0.0040

MACH

2.99

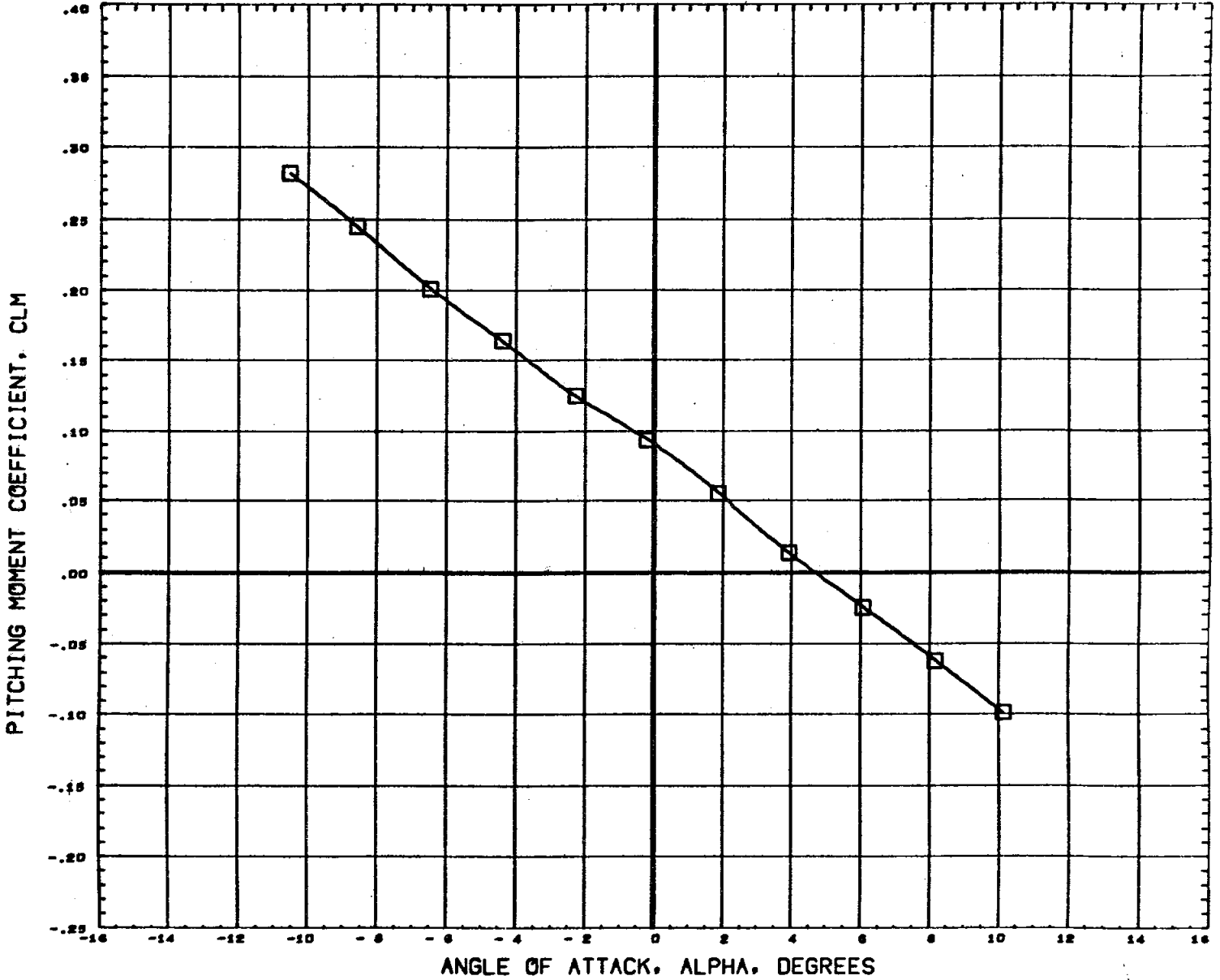
EFFECT OF AILERON



DATA SET SYMBOL	CONFIGURATION DESCRIPTION	PHI	ORBINC	RUDDER	AILRON	REFERENCE INFORMATION
(C77024)	M556 (IA1) NAR ATP BL LV (O1) (T1) (S1)	80.000	0.000	0.000	10.000	SREF 7.4190 SQ. IN.
(C77014)	M556 (IA1) NAR ATP BL LV (O1) (T1) (S1)	80.000	0.000	0.000	0.000	LREF 5.3120 IN.
(C77034)	DATA NOT AVAILABLE FOR ALL CONDITIONS	80.000	-1.200	0.000	10.000	BREF 5.3120 IN.
(C77018)	M556 (IA1) NAR ATP BL LV (O1) (T1) (S1)	80.000	-1.200	0.000	0.000	XHRP 4.8200 IN.
						YHRP 0.0000 IN.
						ZHRP 0.0000 IN.
						SCALE 0.0040

MACH 4.96

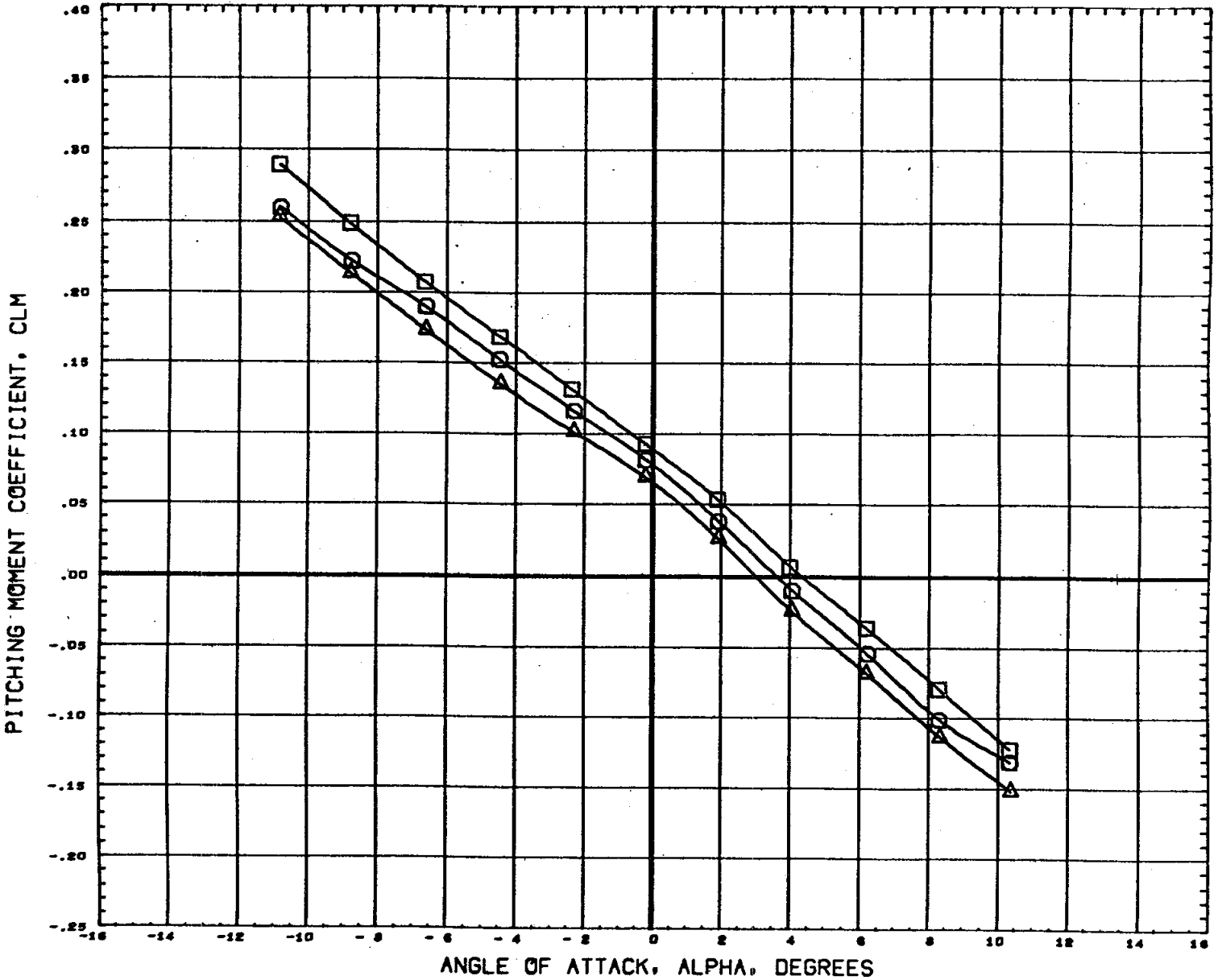
EFFECT OF AILERON



DATA SET SYMBOL	CONFIGURATION DESCRIPTION	PHI	ORBINC	RUDDER	AILRON	REFERENCE INFORMATION	
(C77024)	DATA NOT AVAILABLE FOR ALL CONDITIONS	80.000	0.000	0.000	10.000	SREF	7.4190 80. IN.
(C77014)	DATA NOT AVAILABLE FOR ALL CONDITIONS	80.000	0.000	0.000	0.000	LREF	5.3120 IN.
(C77034)	DATA NOT AVAILABLE FOR ALL CONDITIONS	80.000	-1.200	0.000	10.000	BREF	5.3120 IN.
(C77018)	M556 (IAS) NAR ATP BL LV (O1) (T1) (81)	80.000	-1.200	0.000	0.000	XMRP	4.8200 IN.
						YMRP	0.0000 IN.
						ZMRP	0.0000 IN.
						SCALE	0.0040

MACH .60

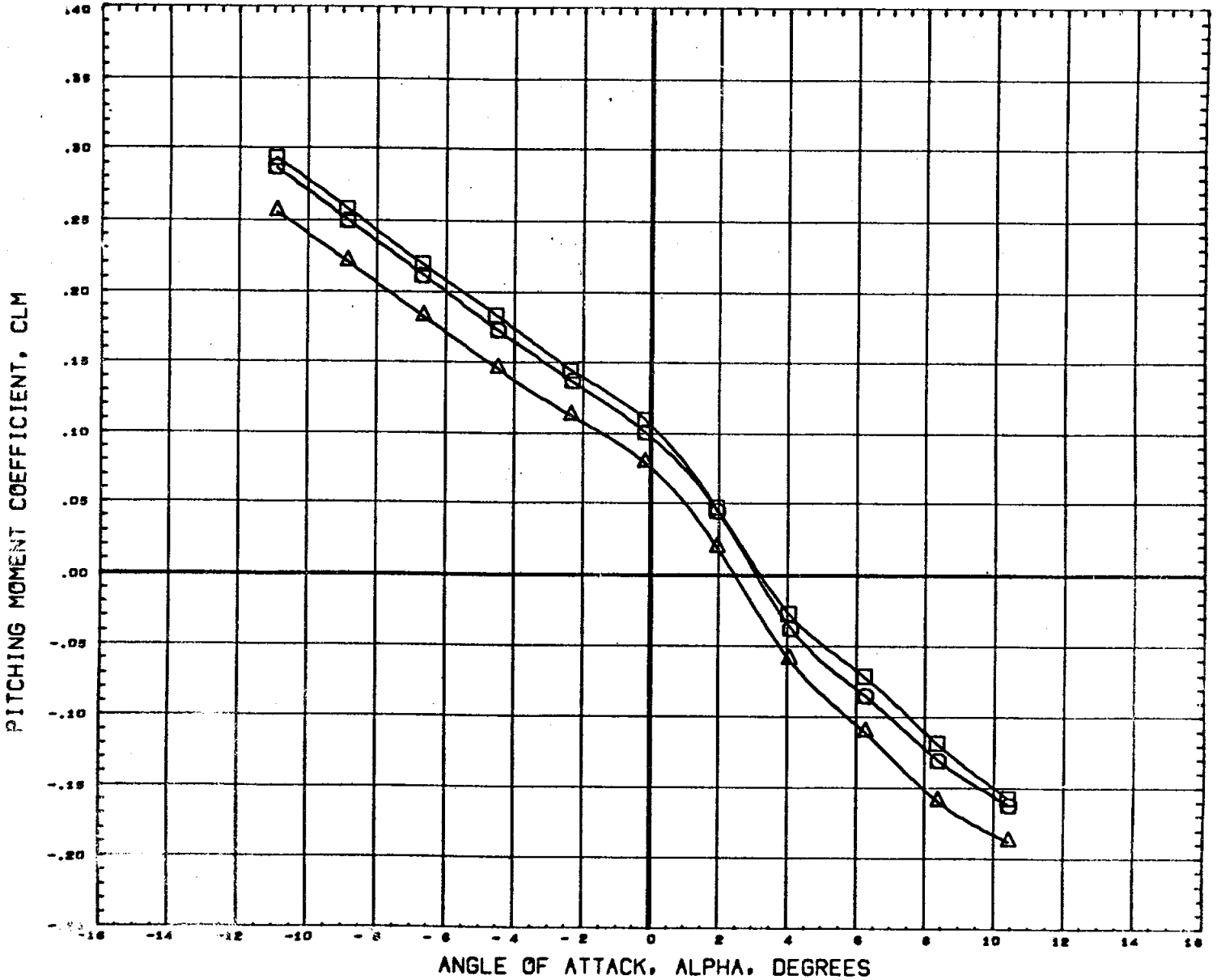
EFFECT OF AILERON



DATA SET SYMBOL	CONFIGURATION DESCRIPTION	PHI	ORBINC	RUDDER	AILRON	REFERENCE INFORMATION
(C77024)	M556 (IA1) NAR ATP BL LV (O1) (T1) (S1)	80.000	0.000	0.000	10.000	SREF 7.4190 sq. in.
(C77014)	M556 (IA1) NAR ATP BL LV (O1) (T1) (S1)	80.000	0.000	0.000	0.000	LREF 5.3120 in.
(C77034)	DATA NOT AVAILABLE FOR ALL CONDITIONS	80.000	-1.200	0.000	10.000	BREF 5.3120 in.
(C77018)	M556 (IA1) NAR ATP BL LV (O1) (T1) (S1)	80.000	-1.200	0.000	0.000	XHRP 4.6200 in. YHRP 0.0000 in. ZHRP 0.0000 in. SCALE 0.0040

MACH .80

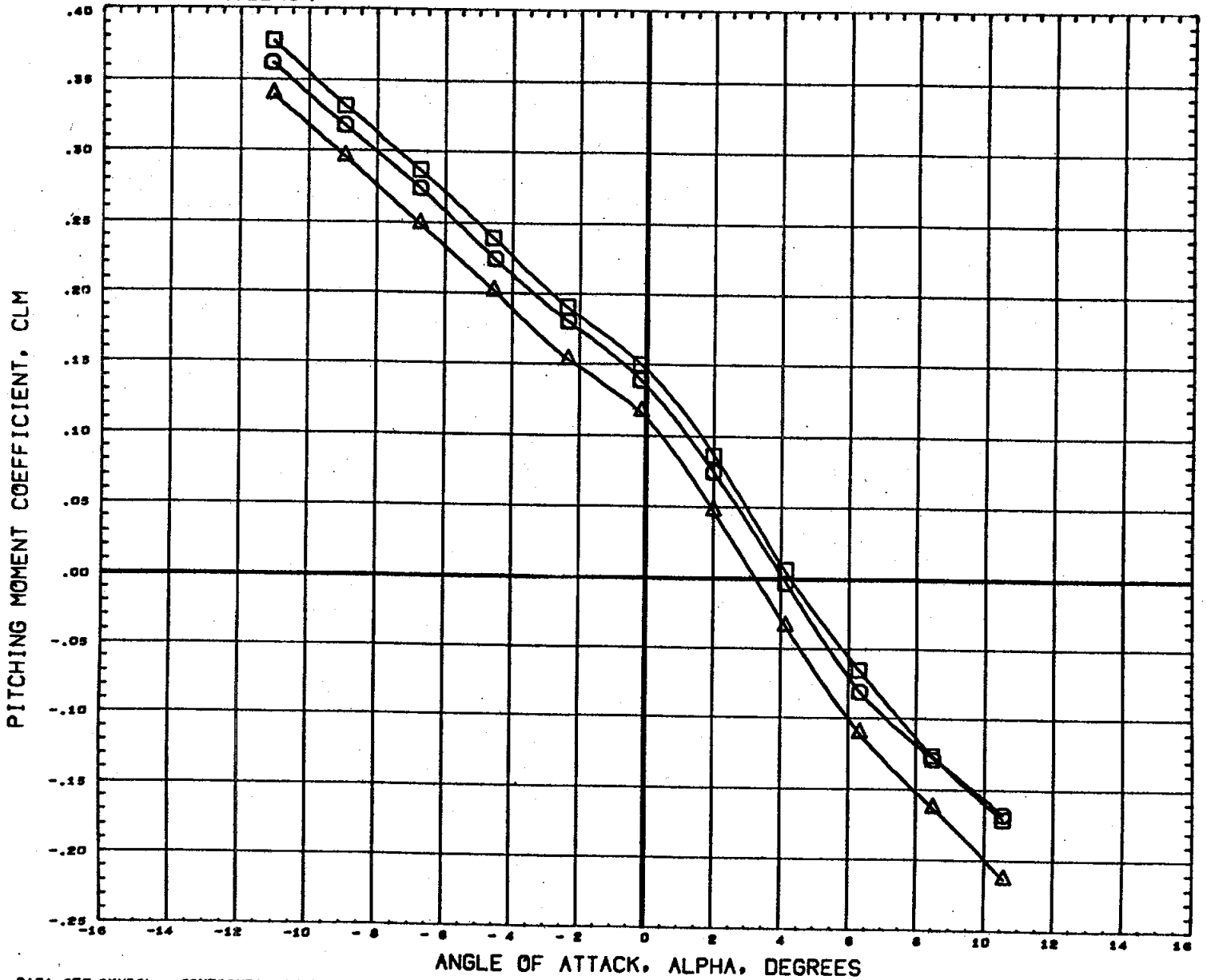
EFFECT OF AILERON



DATA SET SYMBOL	CONFIGURATION DESCRIPTION	PHI	ORBINC	RUDDER	AILRON	REFERENCE INFORMATION
(C77024)	M556 (IA1) NAR ATP BL LV (O1) (T1) (S1)	80.000	0.000	0.000	10.000	SREF 7.4190 SQ. IN.
(C77014)	M556 (IA1) NAR ATP BL LV (O1) (T1) (S1)	80.000	0.000	0.000	0.000	LREF 5.3120 IN.
(C77034)	DATA NOT AVAILABLE FOR ALL CONDITIONS	80.000	-1.200	0.000	10.000	BREF 5.3120 IN.
(C77018)	M556 (IA1) NAR ATP BL LV (O1) (T1) (S1)	80.000	-1.200	0.000	0.000	XMRP 4.8200 IN. YMRP 0.0000 IN. ZMRP 0.0000 IN. SCALE 0.0040

MACH .90

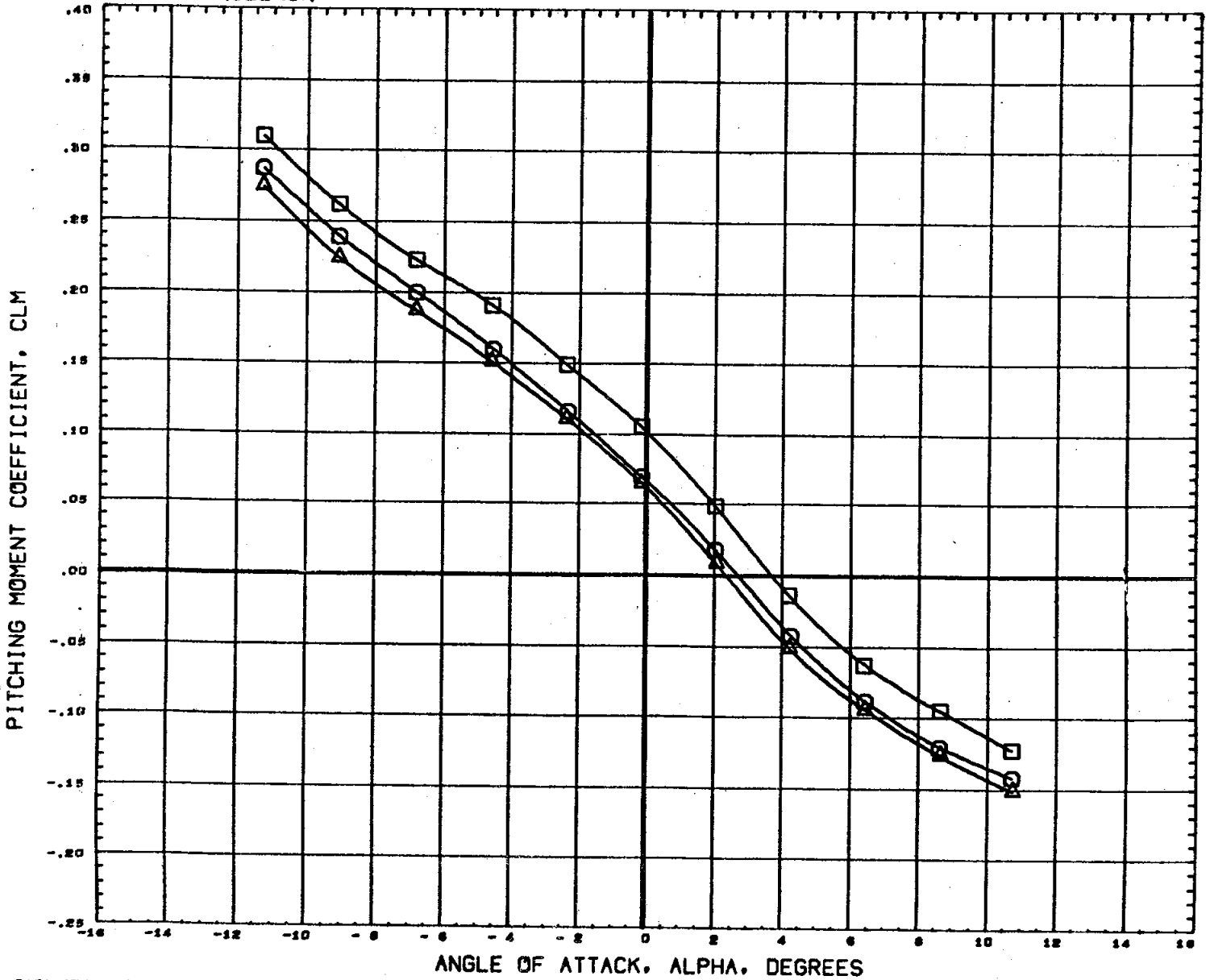
EFFECT OF AILERON



DATA SET SYMBOL	CONFIGURATION DESCRIPTION	PHI	ORBNIC	RUDDER	AILRON	REFERENCE INFORMATION	
(C77024)	M556 (IA1) NAR ATP BL LV (O1) (T1) (S1)	80.000	0.000	0.000	10.000	SREF	7.4190 30. IN.
(C77014)	M556 (IA1) NAR ATP BL LV (O1) (T1) (S1)	80.000	0.000	0.000	0.000	LREF	5.3120 IN.
(C77034)	DATA NOT AVAILABLE FOR ALL CONDITIONS	80.000	-1.200	0.000	-10.000	BREF	5.3120 IN.
(C77018)	M556 (IA1) NAR ATP BL LV (O1) (T1) (S1)	80.000	-1.200	0.000	0.000	XMRP	4.8200 IN.
						YMRP	0.0000 IN.
						ZMRP	0.0000 IN.
						SCALE	0.0040

MACH 1.00

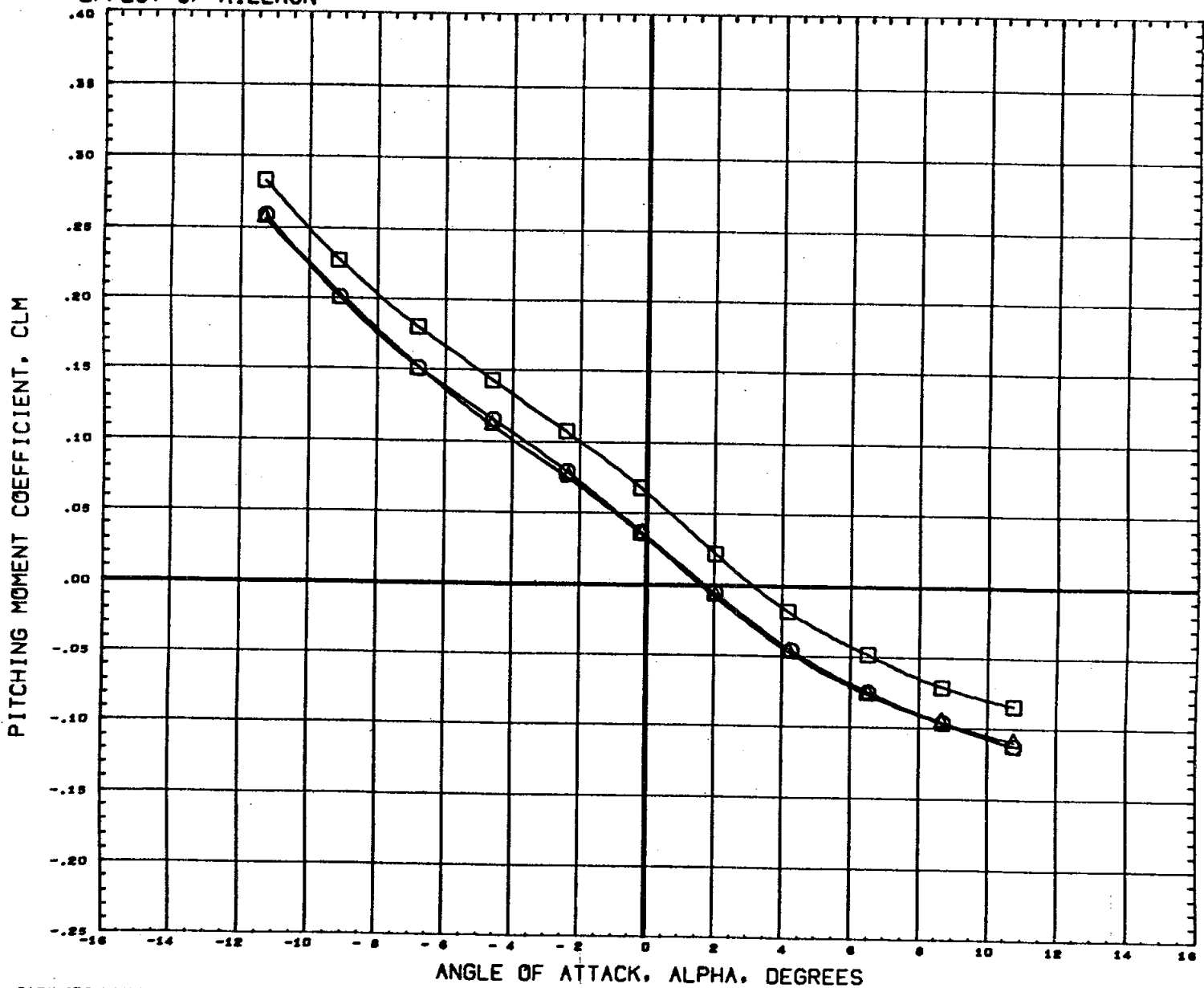
EFFECT OF AILERON



DATA SET SYMBOL	CONFIGURATION DESCRIPTION	PHI	ORBINC	RUDDER	AILRON	REFERENCE INFORMATION
(C77024)	M556 (IA1) NAR ATP BL LV (O1) (T1) (S1)	80.000	0.000	0.000	10.000	BREF 7.4120 88. IN.
(C77014)	M556 (IA1) NAR ATP BL LV (O1) (T1) (S1)	80.000	0.000	0.000	0.000	LREF 5.3120 IN.
(C77034)	DATA NOT AVAILABLE FOR ALL CONDITIONS	80.000	-1.200	0.000	10.000	BREF 5.3120 IN.
(C77018)	M556 (IA1) NAR ATP BL LV (O1) (T1) (S1)	80.000	-1.200	0.000	0.000	XNRP 4.8200 IN. YNRP 0.0000 IN. ZNRP 0.0000 IN. SCALE 0.0040

MACH 1.20

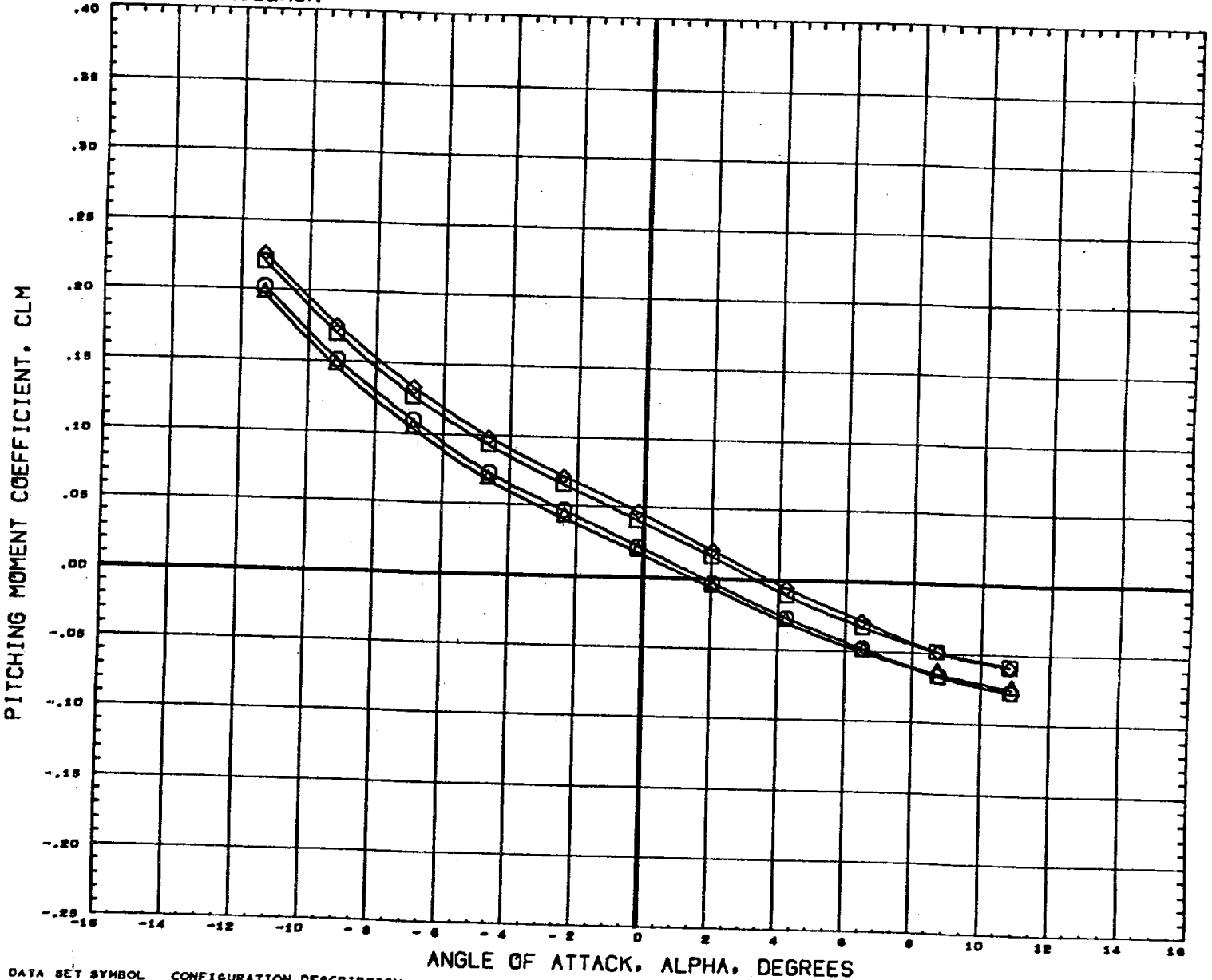
EFFECT OF AILERON



DATA SET SYMBOL	CONFIGURATION DESCRIPTION	PHI	ORBINC	RUDDER	AILRON	REFERENCE INFORMATION
(C77024)	N556 (IA1) NAR ATP BL LV (O1) (T1) (S1)	00.000	0.000	0.000	10.000	SREF 7.4190 SQ. IN.
(C77014)	N556 (IA1) NAR ATP BL LV (O1) (T1) (S1)	00.000	0.000	0.000	0.000	LREF 5.3120 IN.
(C77034)	DATA NOT AVAILABLE FOR ALL CONDITIONS	00.000	-1.200	0.000	10.000	BREF 5.3120 IN.
(C77018)	N556 (IA1) NAR ATP BL LV (O1) (T1) (S1)	00.000	-1.200	0.000	0.000	XMRP 4.8200 IN.
						YMRP 0.0000 IN.
						ZMRP 0.0000 IN.
						SCALE 0.0040

MACH 1.46

EFFECT OF AILERON

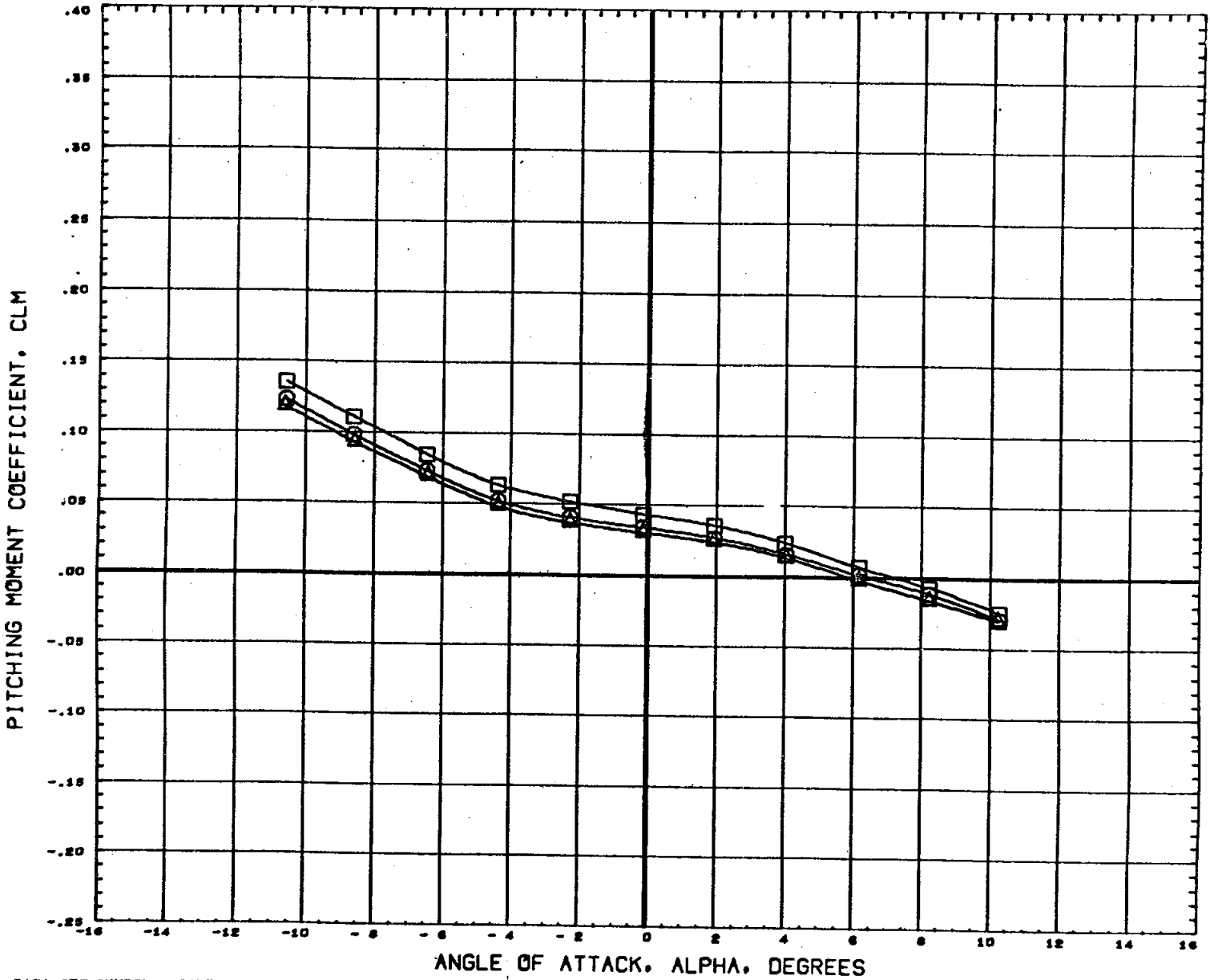


DATA SET SYMBOL	CONFIGURATION DESCRIPTION
(C77024)	H556 (IA1) NAR ATP BL LV (O1) (T1) (S1)
(C77014)	H556 (IA1) NAR ATP BL LV (O1) (T1) (S1)
(C77034)	H556 (IA1) NAR ATP BL LV (O1) (T1) (S1)
(C77018)	H556 (IA1) NAR ATP BL LV (O1) (T1) (S1)

PHI	ORBINC	RUDDER	AILRON	REFERENCE INFORMATION	
60.000	0.000	0.000	10.000	SREF	7.4190 SQ. IN.
60.000	0.000	0.000	0.000	LREF	5.3120 IN.
60.000	-1.200	0.000	10.000	BREF	5.3120 IN.
60.000	-1.200	0.000	0.000	XMRP	4.8200 IN.
				YMRP	0.0000 IN.
				ZMRP	0.0000 IN.
				SCALE	0.0040

MACH 1.96

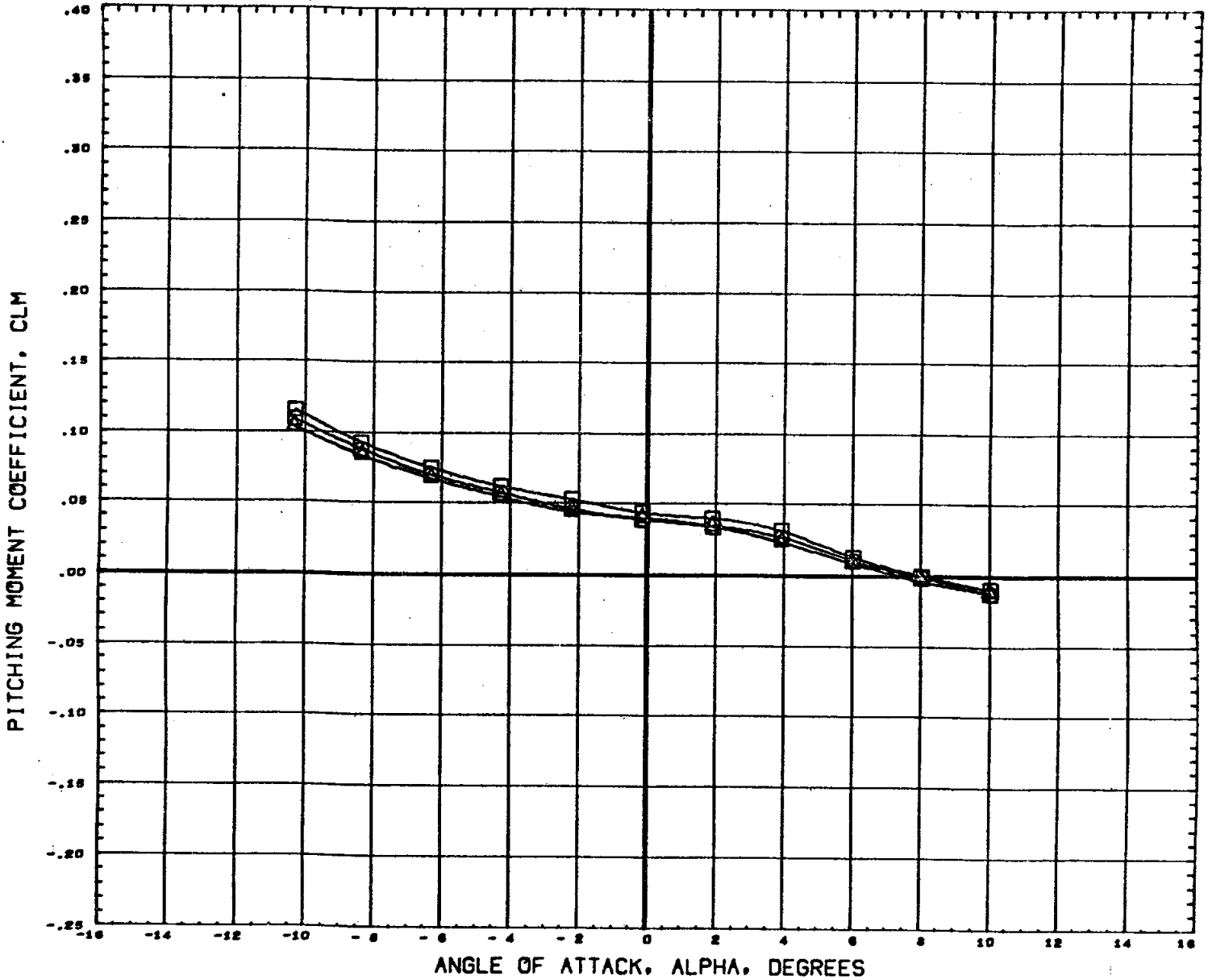
EFFECT OF AILERON



DATA SET SYMBOL	CONFIGURATION DESCRIPTION	PHI	ORBINC	RUDDER	AILRON	REFERENCE INFORMATION
(C77024)	M556 (IA1) NAR ATP BL LV (O1) (T1) (S1)	80.000	0.000	0.000	10.000	SREF 7.4190 30. IN.
(C77014)	M556 (IA1) NAR ATP BL LV (O1) (T1) (S1)	80.000	0.000	0.000	0.000	LREF 5.3120 IN.
(C77034)	DATA NOT AVAILABLE FOR ALL CONDITIONS	80.000	-1.200	0.000	10.000	BREF 5.3120 IN.
(C77016)	M556 (IA1) NAR ATP BL LV (O1) (T1) (S1)	80.000	-1.200	0.000	0.000	XHRP 4.8200 IN. YHRP 0.0000 IN. ZHRP 0.0000 IN. SCALE 0.0040

MACH 2.99

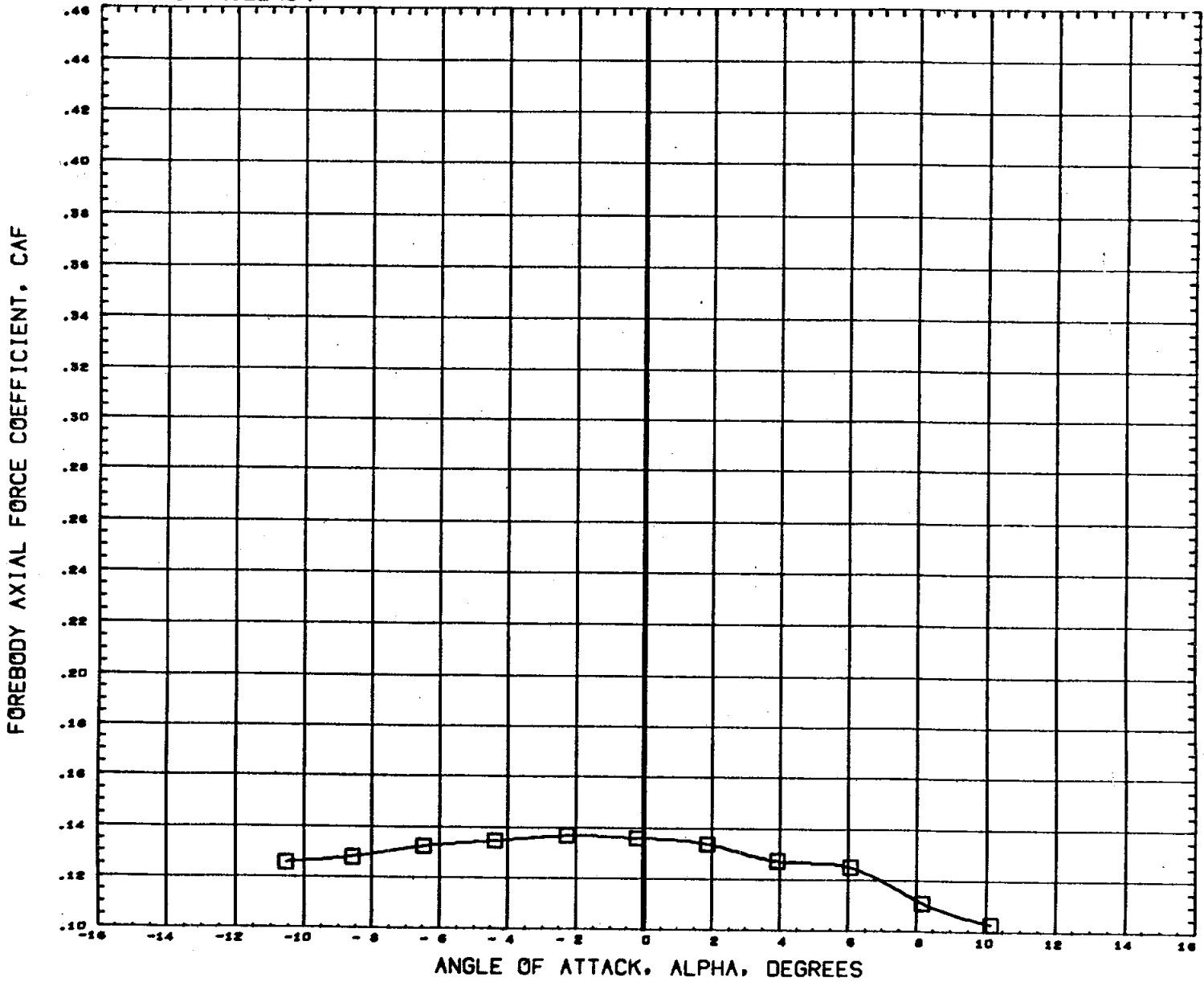
EFFECT OF AILERON



DATA SET SYMBOL	CONFIGURATION DESCRIPTION	PHI	ORBINC	RUDDER	AILRON	REFERENCE INFORMATION	
(C77024)	M556 (IA1) NAR ATP BL LV (O1) (T1) (S1)	80.000	0.000	0.000	10.000	SREF	7.4190 98. IN.
(C77014)	M556 (IA1) NAR ATP BL LV (O1) (T1) (S1)	80.000	0.000	0.000	0.000	LREF	5.3120 IN.
(C77034)	DATA NOT AVAILABLE FOR ALL CONDITIONS	80.000	-1.200	0.000	10.000	BREF	5.3120 IN.
(C77018)	M556 (IA1) NAR ATP BL LV (O1) (T1) (S1)	80.000	-1.200	0.000	0.000	XMRP	4.8200 IN.
						YMRP	0.0000 IN.
						ZMRP	0.0000 IN.
						SCALE	0.0040

MACH 4.96

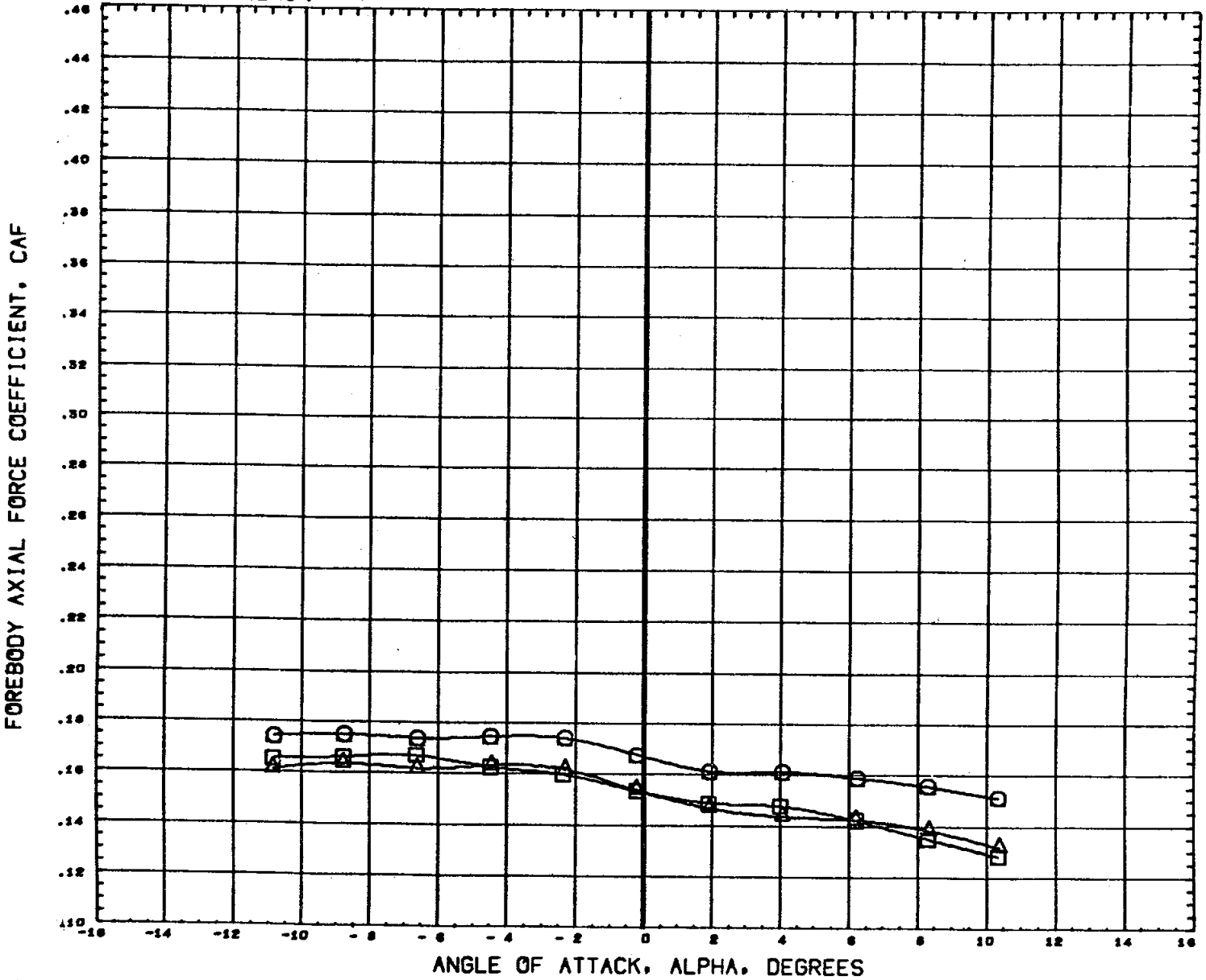
EFFECT OF AILERON



DATA SET SYMBOL	CONFIGURATION DESCRIPTION	PHI	ORBINC	RUDDER	AILRON	REFERENCE INFORMATION
(C77024)	DATA NOT AVAILABLE FOR ALL CONDITIONS	80.000	0.000	0.000	10.000	SREF 7.4190 SQ. IN.
(C77014)	DATA NOT AVAILABLE FOR ALL CONDITIONS	80.000	0.000	0.000	0.000	LREF 5.3120 IN.
(C77034)	DATA NOT AVAILABLE FOR ALL CONDITIONS	80.000	-1.200	0.000	10.000	BREF 5.3120 IN.
(C77018)	M556 (IA1) NAR ATP BL LV (O1) (T1) (S1)	80.000	-1.200	0.000	0.000	XMRP 4.8200 IN.
						YMRP 0.0000 IN.
						ZMRP 0.0000 IN.
						SCALE 0.0040

MACH .60

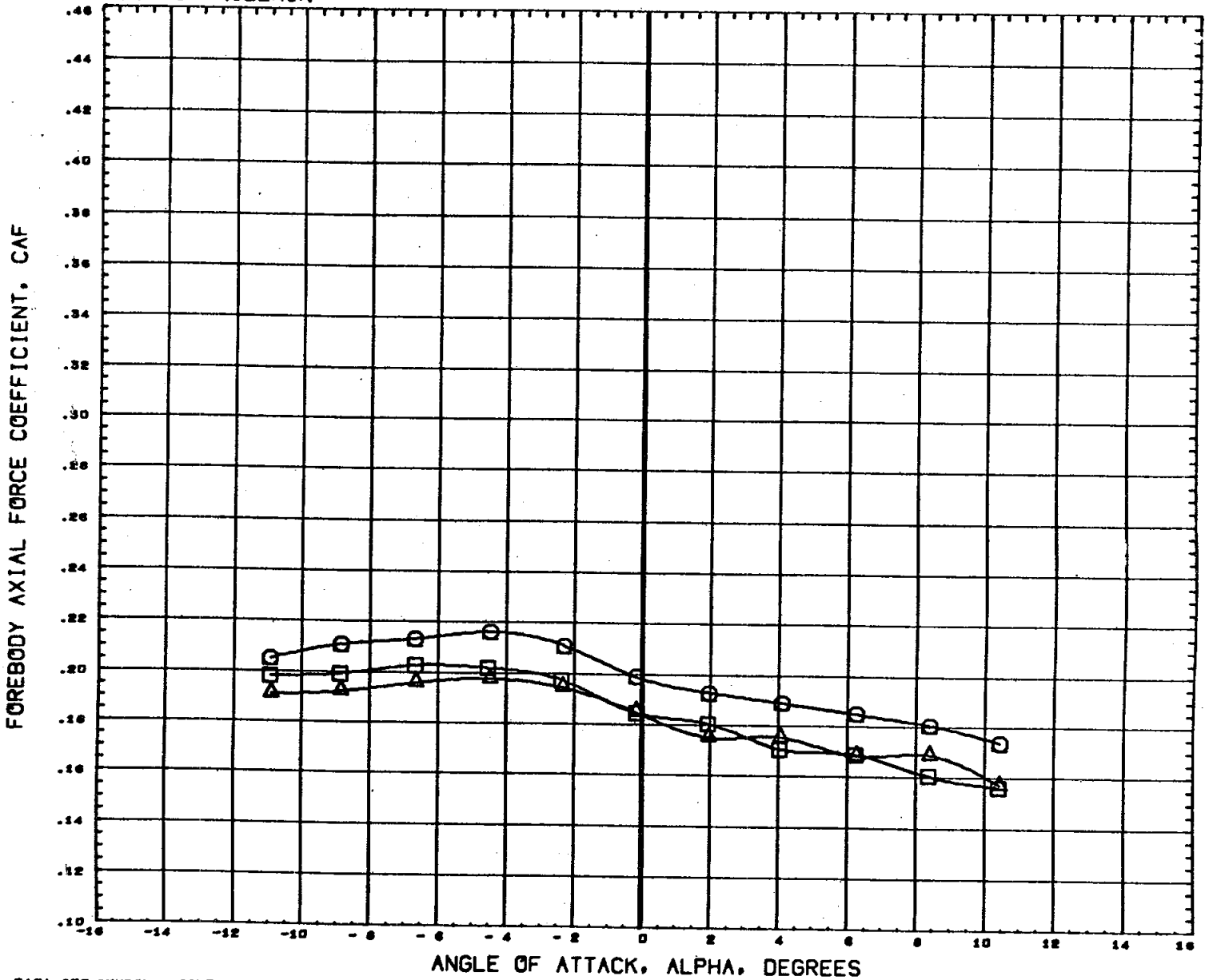
EFFECT OF AILERON



DATA SET SYMBOL	CONFIGURATION DESCRIPTION	PHI	ORBINC	RUDDER	AILRON	REFERENCE INFORMATION
(C77024)	M556 (IA1) NAR ATP BL LV (O1) (T1) (S1)	80.000	0.000	0.000	10.000	SREF 7.4190 98. IN.
(C77014)	M556 (IA1) NAR ATP BL LV (O1) (T1) (S1)	80.000	0.000	0.000	0.000	LREF 5.3120 IN.
(C77034)	DATA NOT AVAILABLE FOR ALL CONDITIONS	80.000	-1.200	0.000	10.000	BREF 5.3120 IN.
(C77018)	M556 (IA1) NAR ATP BL LV (O1) (T1) (S1)	80.000	-1.200	0.000	0.000	XMRP 4.8200 IN. YMRP 0.0000 IN. ZMRP 0.0000 IN. SCALE 0.0040

MACH .80

EFFECT OF AILERON

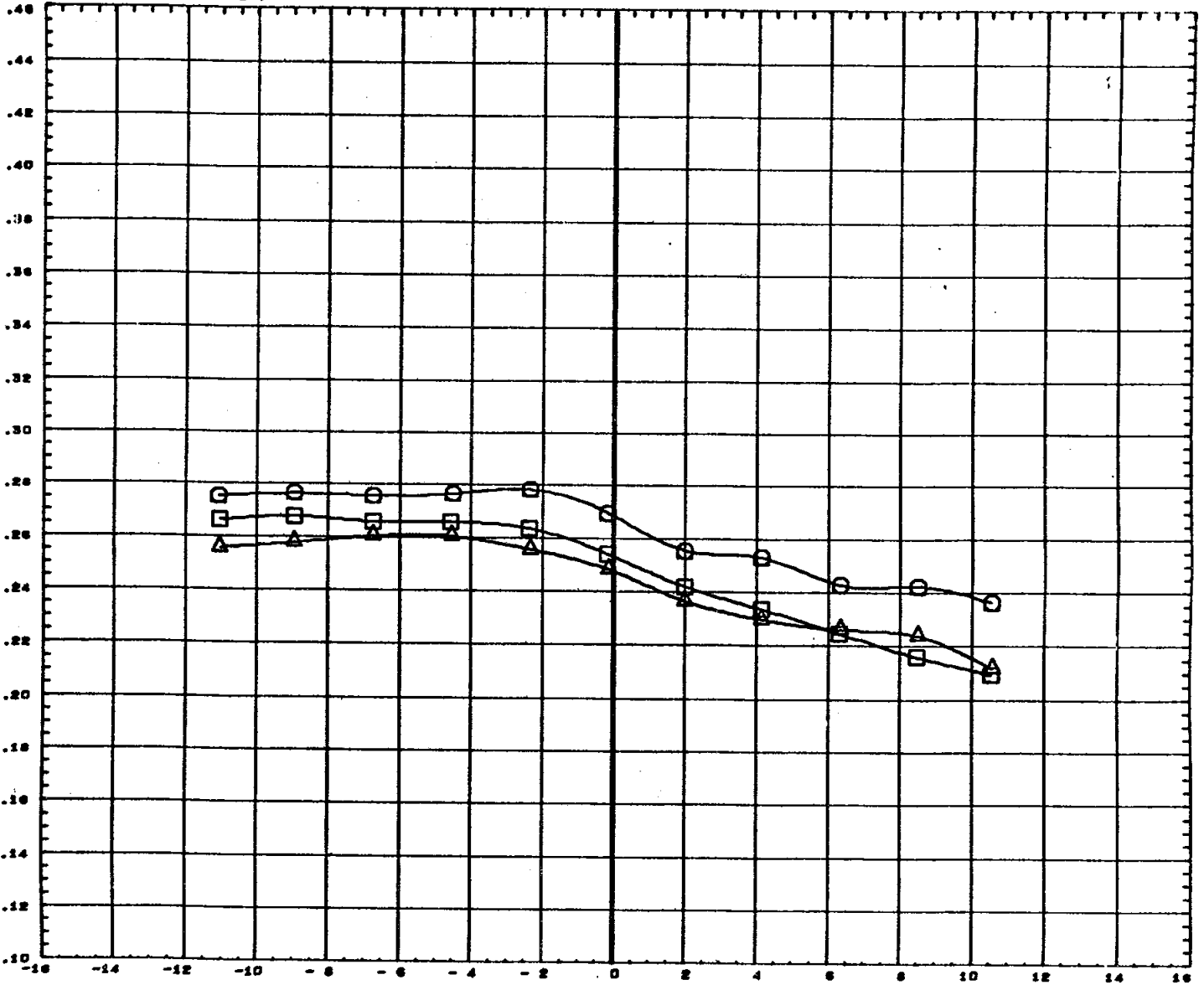


DATA SET SYMBOL	CONFIGURATION DESCRIPTION	PHI	ORBINC	RUDDER	AILRON	REFERENCE INFORMATION	
(C77024)	M556 (IA1) NAR ATP BL LV (O1) (T1) (S1)	80.000	0.000	0.000	10.000	SREF	7.4190 30. IN.
(C77014)	M556 (IA1) NAR ATP BL LV (O1) (T1) (S1)	80.000	0.000	0.000	0.000	LREF	5.3120 IN.
(C77034)	DATA NOT AVAILABLE FOR ALL CONDITIONS	80.000	-1.200	0.000	10.000	BREF	5.3120 IN.
(C77018)	M556 (IA1) NAR ATP BL LV (O1) (T1) (S1)	80.000	-1.200	0.000	0.000	XMRP	4.8200 IN.
						YMRP	0.0000 IN.
						ZMRP	0.0000 IN.
						SCALE	0.0040

MACH .90

EFFECT OF AILERON

FOREBODY AXIAL FORCE COEFFICIENT, CAF

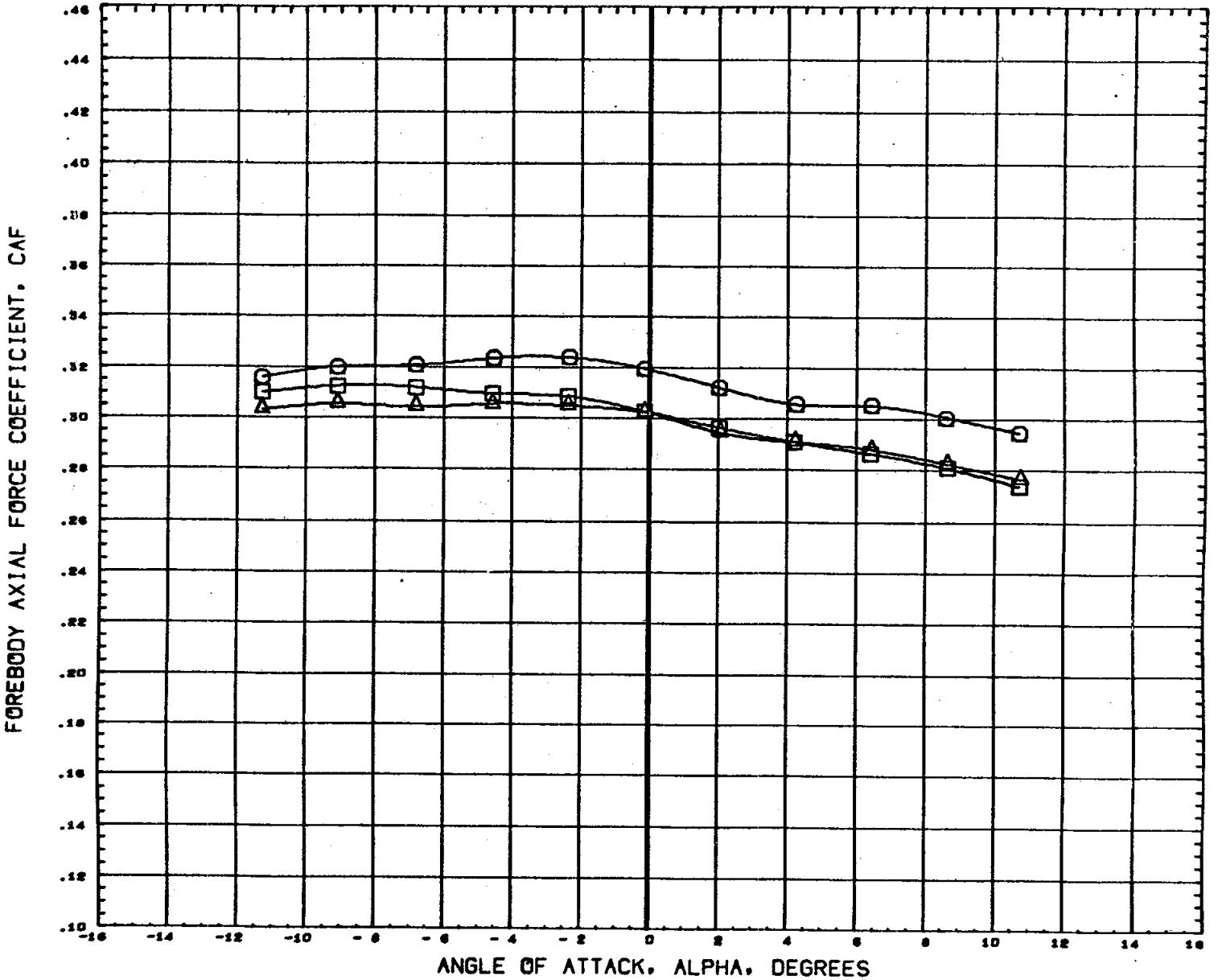


ANGLE OF ATTACK, ALPHA, DEGREES

DATA SET SYMBOL	CONFIGURATION DESCRIPTION	PHI	ORBINC	RUDDER	AILRON	REFERENCE INFORMATION	
(C77024)	M556 (IA1) NAR ATP BL LV (O1) (T1) (S1)	80.000	0.000	0.000	10.000	SREF	7.4190 80. IN.
(C77014)	M556 (IA1) NAR ATP BL LV (O1) (T1) (S1)	80.000	0.000	0.000	0.000	LREF	5.3120 IN.
(C77034)	DATA NOT AVAILABLE FOR ALL CONDITIONS	80.000	-1.200	0.000	10.000	BREF	5.3120 IN.
(C77018)	M556 (IA1) NAR ATP BL LV (O1) (T1) (S1)	80.000	-1.200	0.000	0.000	XMRP	4.8200 IN.
						YMRP	0.0000 IN.
						ZMRP	0.0000 IN.
						SCALE	0.0040

MACH 1.00

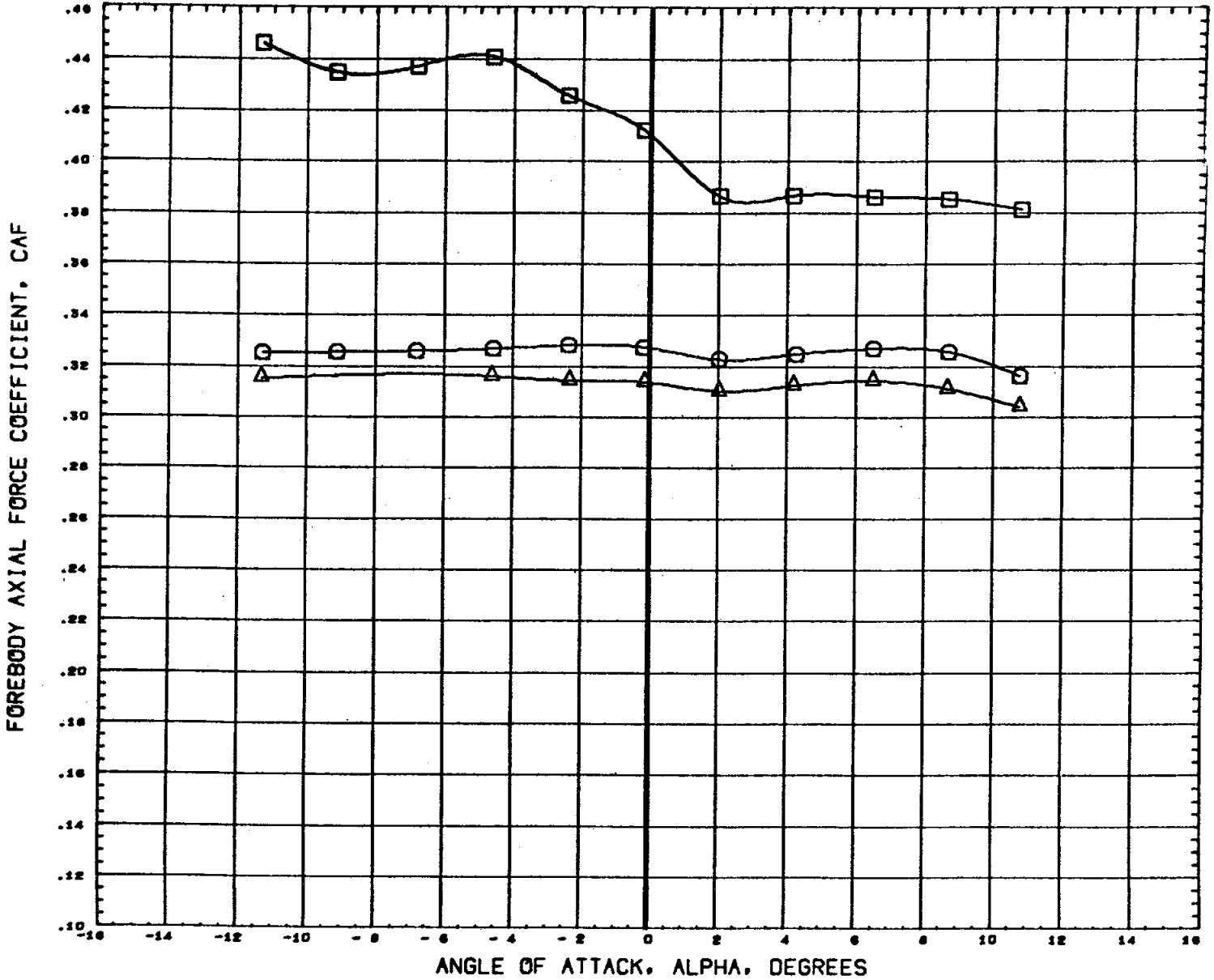
EFFECT OF AILERON



DATA SET SYMBOL	CONFIGURATION DESCRIPTION	PHI	ORBINC	RUDDER	AILRON	REFERENCE INFORMATION
(C77024)	M556 (IA1) NAR ATP BL LV (O1) (T1) (S1)	90.000	0.000	0.000	10.000	SREF 7.4190 sq. IN.
(C77014)	M556 (IA1) NAR ATP BL LV (O1) (T1) (S1)	90.000	0.000	0.000	0.000	LREF 5.3120 IN.
(C77034)	DATA NOT AVAILABLE FOR ALL CONDITIONS	90.000	-1.200	0.000	10.000	BREF 5.3120 IN.
(C77018)	M556 (IA1) NAR ATP BL LV (O1) (T1) (S1)	90.000	-1.200	0.000	0.000	XMRP 4.8200 IN. YMRP 0.0000 IN. ZMRP 0.0000 IN. SCALE 0.0040

MACH 1.20

EFFECT OF AILERON



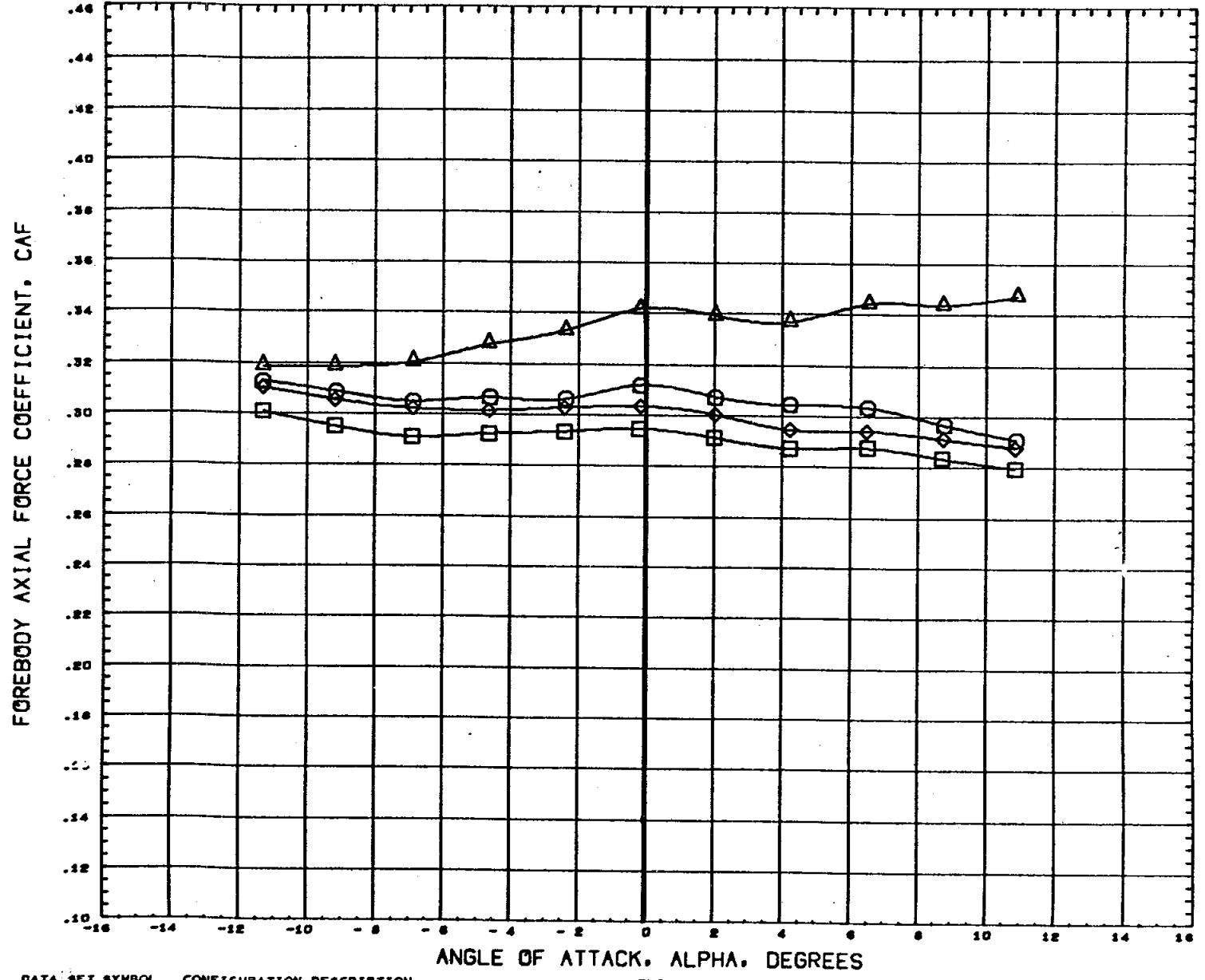
DATA SET SYMBOL	CONFIGURATION DESCRIPTION	PHI	ORBINC	RUDDER	AILRON	REFERENCE INFORMATION
(C77024)	M556 (IA1) NAR ATP BL LV (O1) (T1) (S1)	80.000	0.000	0.000	10.000	SREF 7.4190 36 IN.
(C77014)	M556 (IA1) NAR ATP BL LV (O1) (T1) (S1)	80.000	0.000	0.000	0.000	LREF 5.3120 IN.
(C77034)	DATA NOT AVAILABLE FOR ALL CONDITIONS	80.000	-1.200	0.000	10.000	BREF 5.3120 IN.
(C77018)	M556 (IA1) NAR ATP BL LV (O1) (T1) (S1)	80.000	-1.200	0.000	0.000	XMRP 4.8200 IN. YMRP 0.0000 IN. ZMRP 0.0000 IN. SCALE 0.0040

MACH

1.46

PAGE 370

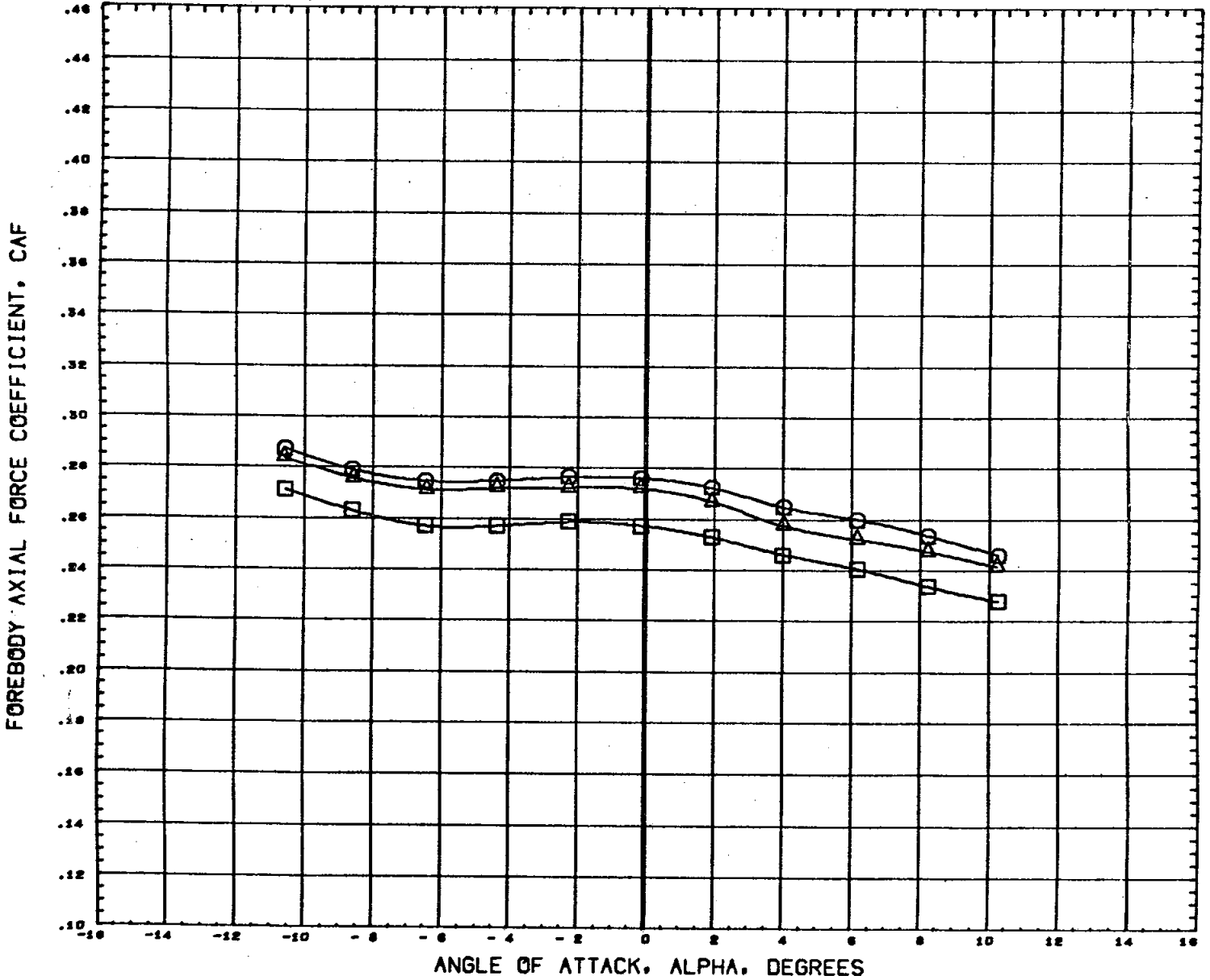
EFFECT OF AILERON



DATA SET SYMBOL	CONFIGURATION DESCRIPTION	PHI	ORBINC	RUDDER	AILRON	REFERENCE INFORMATION
(C77024)	M556 (IA1) NAR ATP BL LV (O1) (T1) (S1)	80.000	0.000	0.000	10.000	SREF 7.4190 SQ. IN.
(C77014)	M556 (IA1) NAR ATP BL LV (O2) (T1) (S1)	80.000	0.000	0.000	0.000	LREF 5.3120 IN.
(C77034)	M556 (IA1) NAR ATP BL LV (O1) (T1) (S1)	80.000	-1.200	0.000	10.000	BREF 5.3120 IN.
(C77018)	M556 (IA1) NAR ATP BL LV (O1) (T1) (S1)	80.000	-1.200	0.000	0.000	XNRP 4.8200 IN. YNRP 0.0000 IN. ZNRP 0.0000 IN. SCALE 0.0040

MACH 1.96

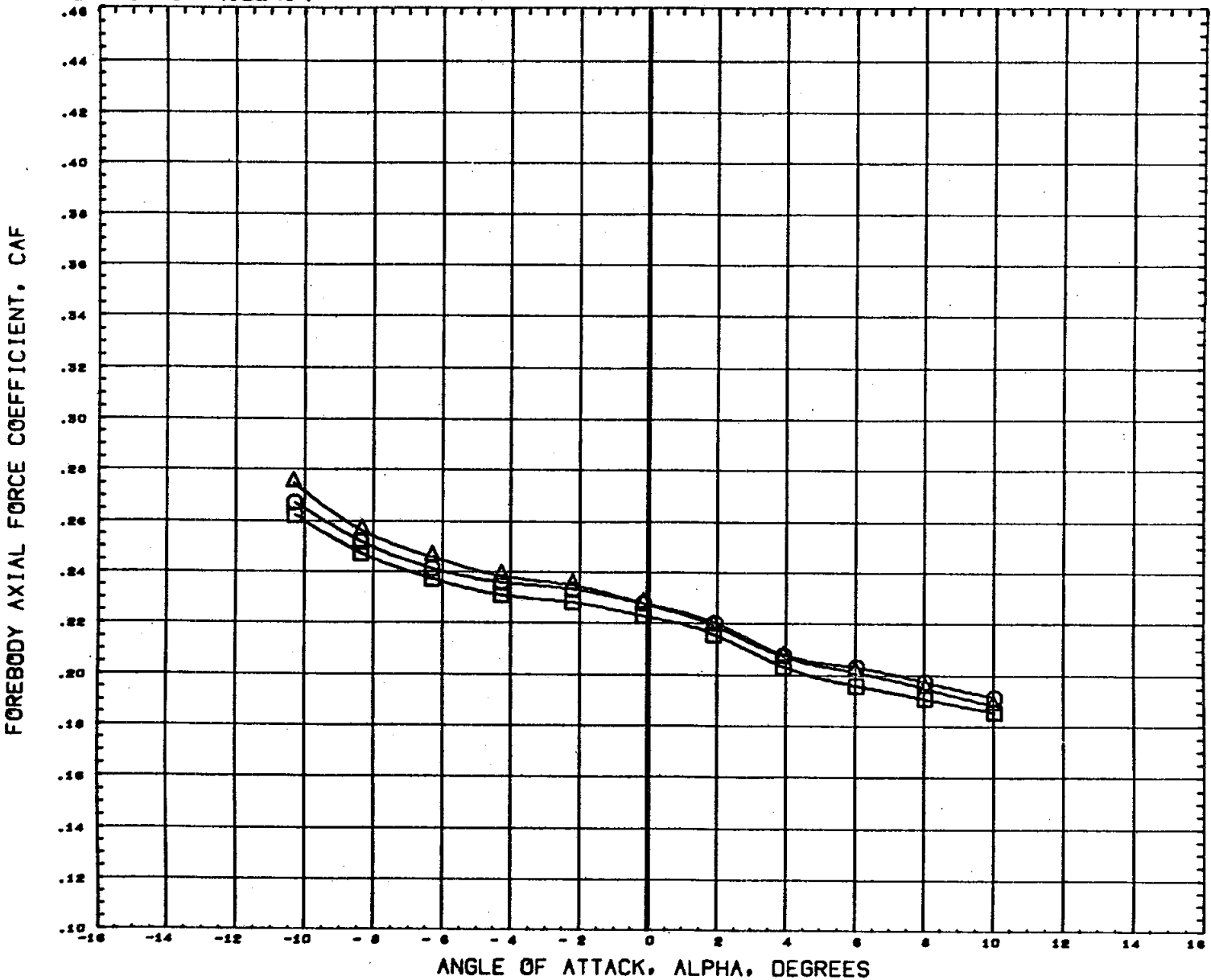
EFFECT OF AILERON



DATA SET SYMBOL	CONFIGURATION DESCRIPTION	PHI	ORBINC	RUDDER	AILRON	REFERENCE INFORMATION
(C77024)	M556 (IA1) NAR ATP BL LV (O1) (T1) (S1)	80.000	0.000	0.000	10.000	SREF 7.4190 30.IN.
(C77014)	M556 (IA1) NAR ATP BL LV (O1) (T1) (S1)	80.000	0.000	0.000	0.000	LREF 5.3120 IN.
(C77034)	DATA NOT AVAILABLE FOR ALL CONDITIONS	80.000	-1.200	0.000	10.000	BREF 5.3120 IN.
(C77018)	M556 (IA1) NAR ATP BL LV (O1) (T1) (S1)	80.000	-1.200	0.000	0.000	XMRP 4.8200 IN.
						YMRP 0.0000 IN.
						ZMRP 0.0000 IN.
						SCALE 0.0040

MACH 2.99

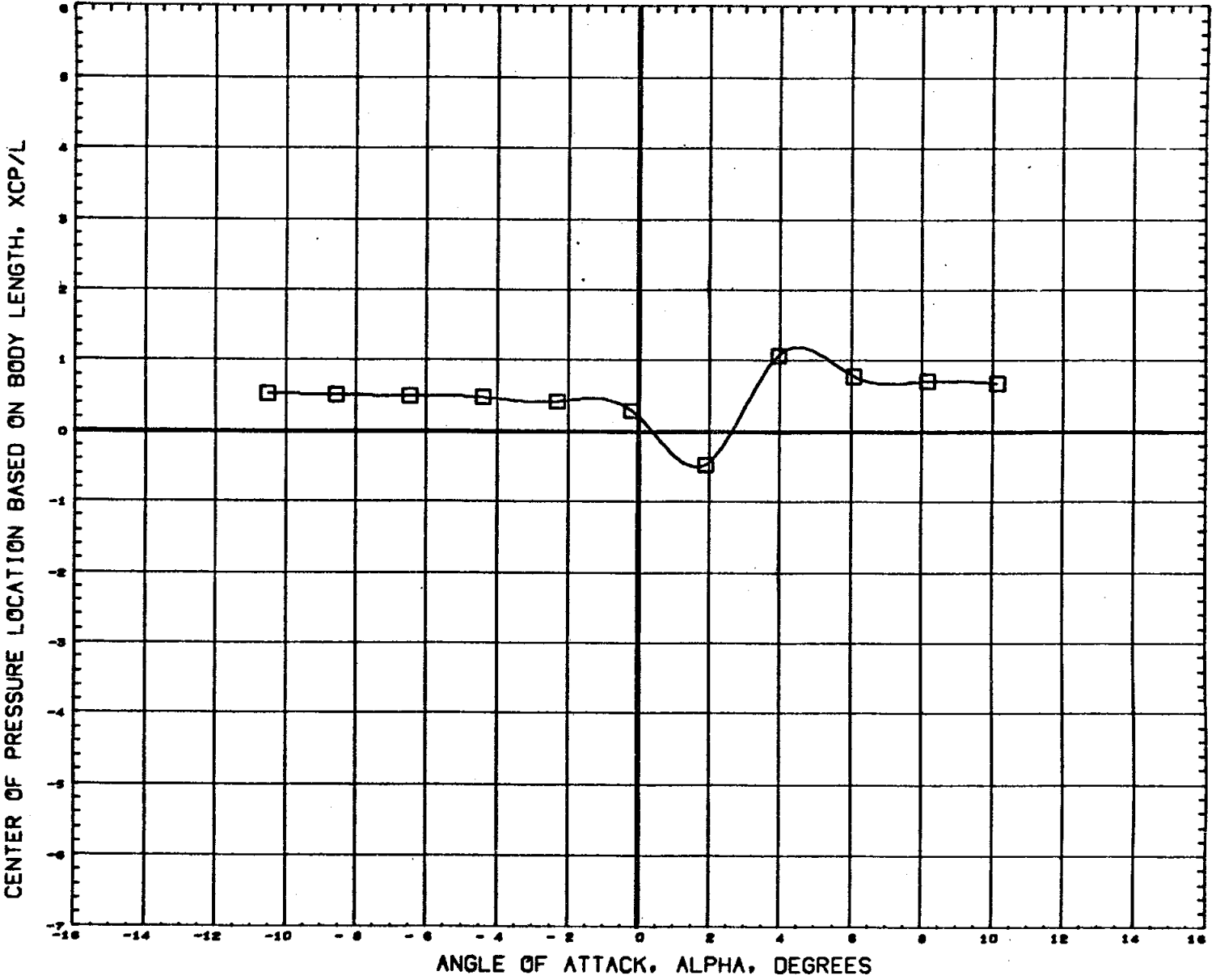
EFFECT OF AILERON



DATA SET SYMBOL	CONFIGURATION DESCRIPTION	PHI	ORBINC	RUDDER	AILRON	REFERENCE INFORMATION
(C77024)	M556 (IA1) NAR ATP BL LV (O1) (T1) (S1)	80.000	0.000	0.000	10.000	SREF 7.4190 39. IN.
(C77014)	M556 (IA1) NAR ATP BL LV (O1) (T1) (S1)	80.000	0.000	0.000	0.000	LREF 5.3120 IN.
(C77034)	DATA NOT AVAILABLE FOR ALL CONDITIONS	80.000	-1.200	0.000	10.000	BREF 5.3120 IN.
(C77016)	M556 (IA1) NAR ATP BL LV (O1) (T1) (S1)	80.000	-1.200	0.000	0.000	XMRP 4.8200 IN.
						YMRP 0.0000 IN.
						ZMRP 0.0000 IN.
						SCALE 0.0040

MACH 4.96

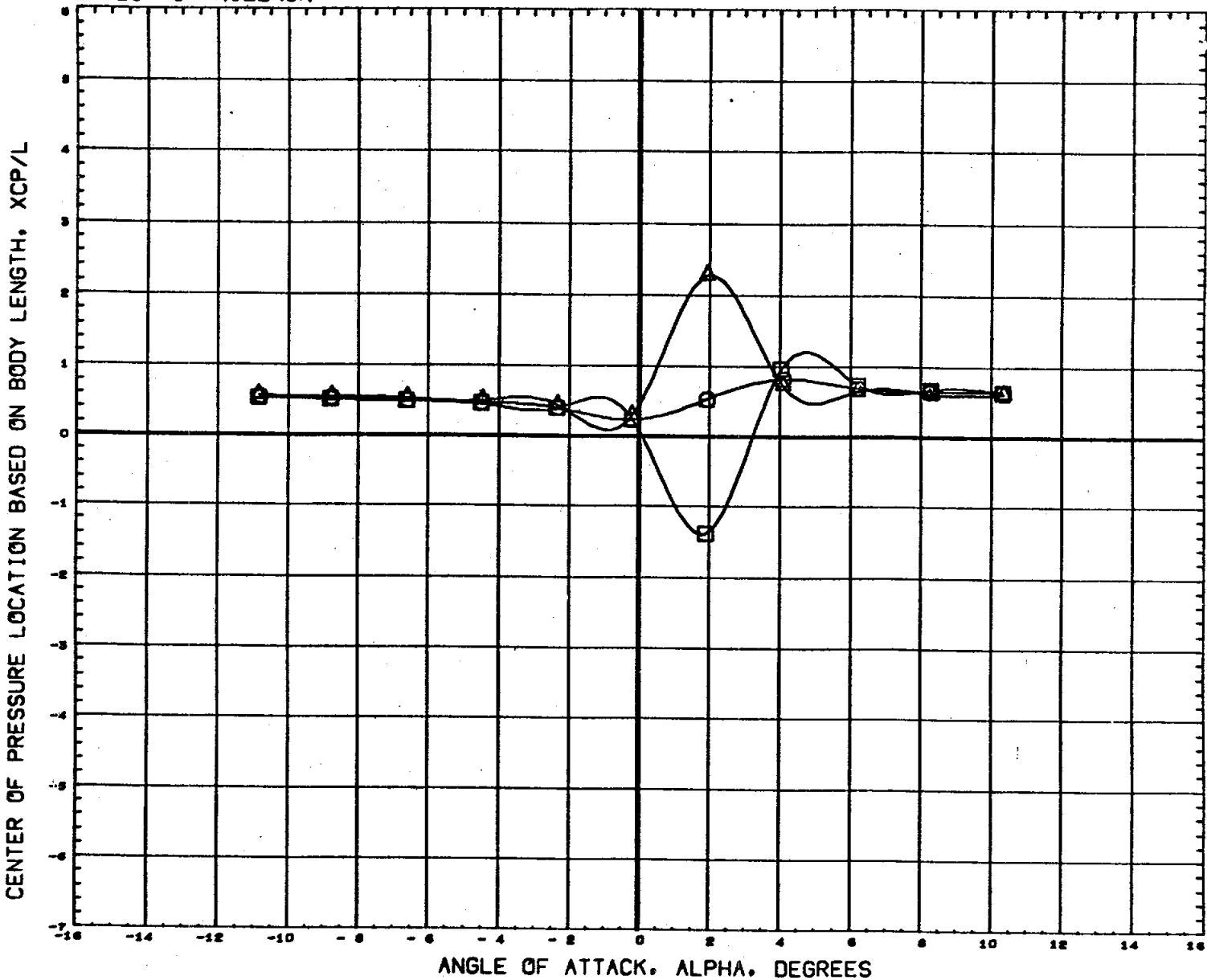
EFFECT OF AILERON



DATA SET SYMBOL	CONFIGURATION DESCRIPTION	PHI	ORBINC	RUDDER	AILRON	REFERENCE INFORMATION	
(C77024)	DATA NOT AVAILABLE FOR ALL CONDITIONS	80.000	0.000	0.000	10.000	SREF	7.4190 IN.
(C77014)	DATA NOT AVAILABLE FOR ALL CONDITIONS	80.000	0.000	0.000	0.000	LREF	5.3120 IN.
(C77034)	DATA NOT AVAILABLE FOR ALL CONDITIONS	80.000	-1.200	0.000	10.000	BREF	5.3120 IN.
(C77018)	M556 (IA1) NAR ATP BL LV (O1) (T1) (S1)	80.000	-1.200	0.000	0.000	XMRP	4.8200 IN.
						YMRP	0.0000 IN.
						ZMRP	0.0000 IN.
						SCALE	0.0040

MACH .60

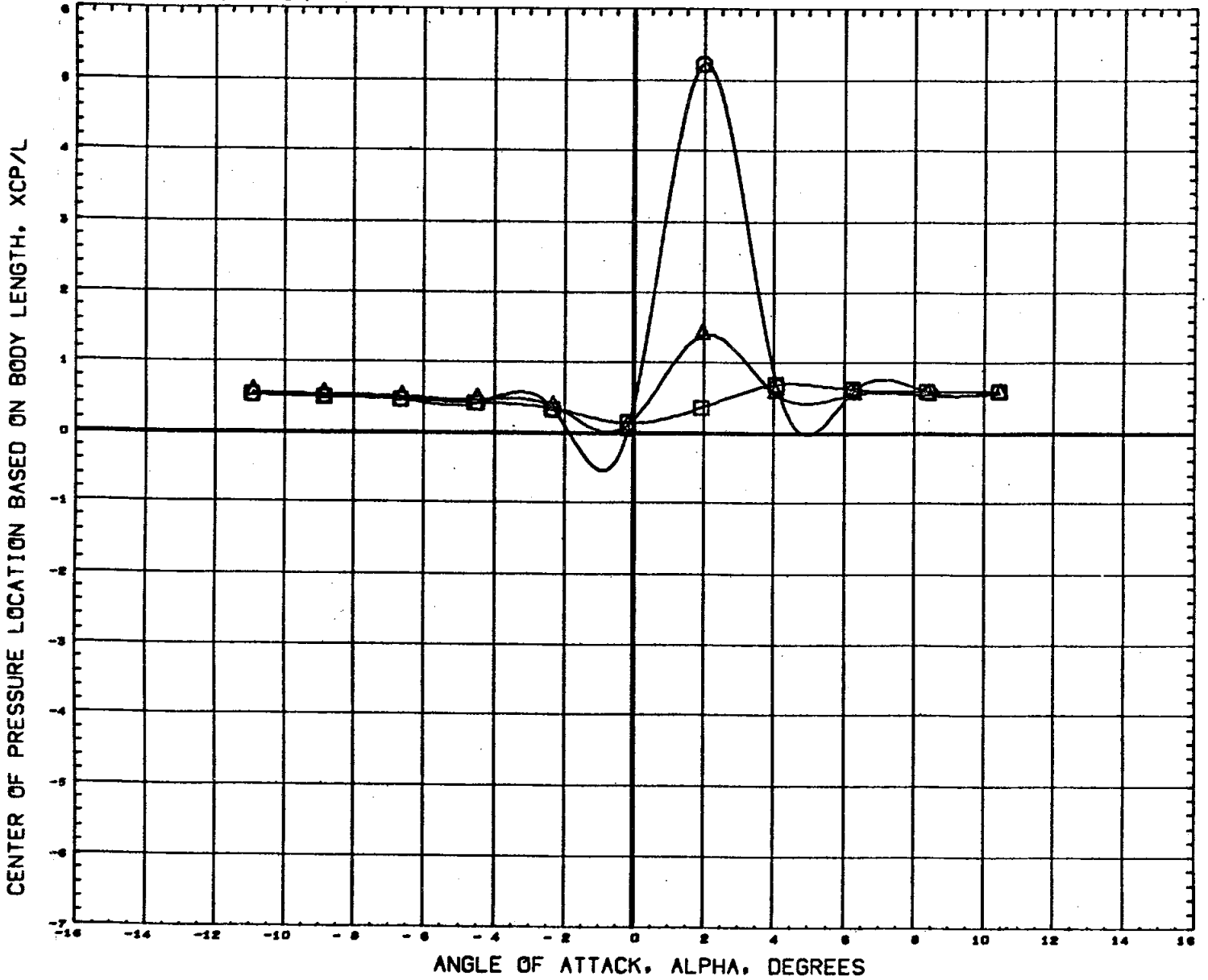
EFFECT OF AILERON



DATA SET SYMBOL	CONFIGURATION DESCRIPTION	PHI	ORBINC	RUDDER	AILRON	REFERENCE INFORMATION
(C77024)	N556 (IA1) NAR ATP BL LV (O1) (T1) (S1)	80.000	0.000	0.000	10.000	SREF 7.4190 36. IN.
(C77014)	N556 (IA1) NAR ATP BL LV (O1) (T1) (S1)	80.000	0.000	0.000	0.000	LREF 5.3120 IN.
(C77034)	DATA NOT AVAILABLE FOR ALL CONDITIONS	80.000	-1.200	0.000	10.000	BREF 5.3120 IN.
(C77018)	N556 (IA1) NAR ATP BL LV (O2) (T1) (S1)	80.000	-1.200	0.000	0.000	XHRP 4.8200 IN. VHRP 0.0000 IN. ZHRP 0.0000 IN. SCALE 0.0040

MACH .80

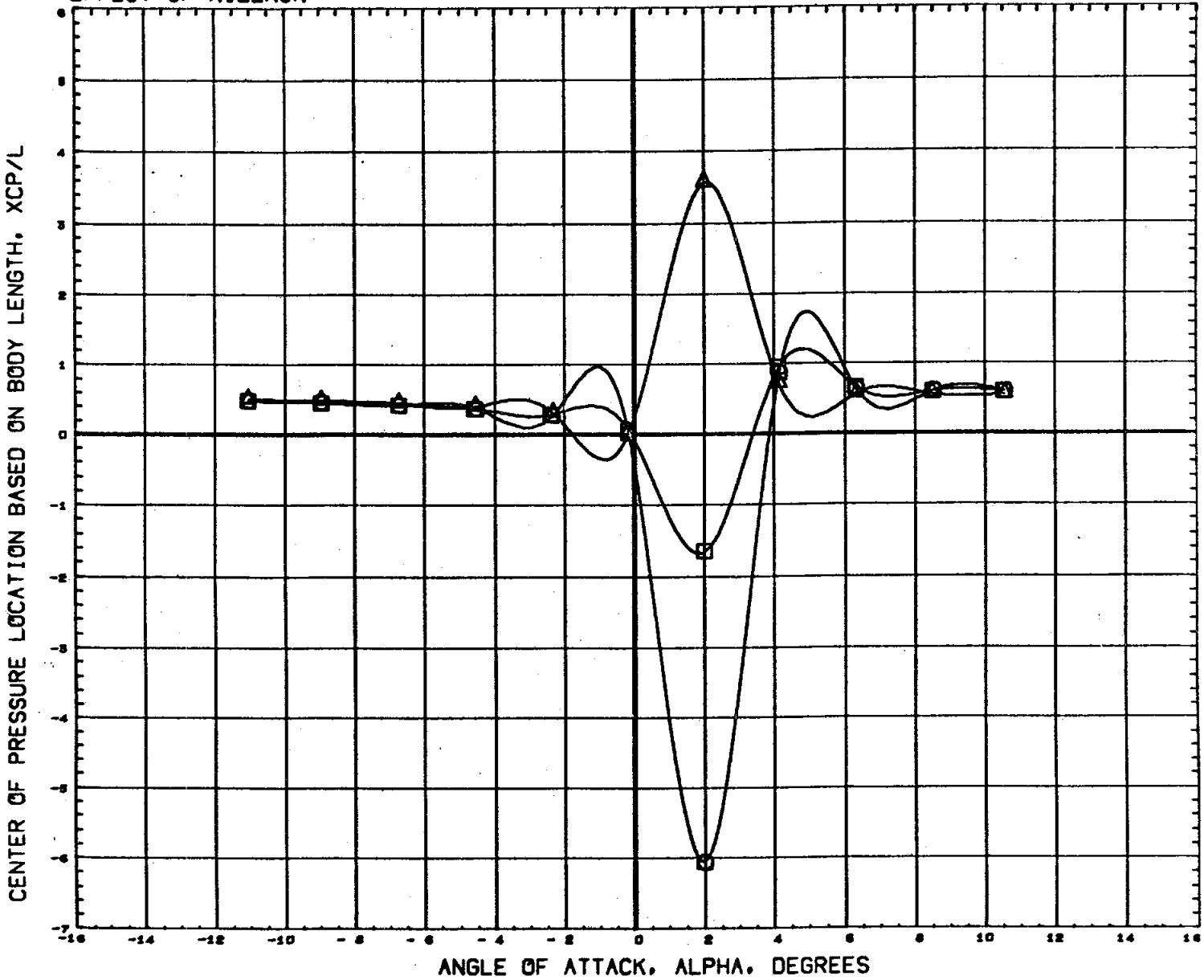
EFFECT OF AILERON



DATA SET SYMBOL	CONFIGURATION DESCRIPTION	PHI	ORBINC	RUDDER	AILRON	REFERENCE INFORMATION	
(C77024)	M556 (IA1) NAR ATP BL LV (O1) (T1) (S1)	80.000	0.000	0.000	10.000	SREF	7.4190 96. IN.
(C77014)	M556 (IA1) NAR ATP BL LV (O1) (T1) (S1)	80.000	0.000	0.000	0.000	LREF	5.3120 IN.
(C77034)	DATA NOT AVAILABLE FOR ALL CONDITIONS	80.000	-1.200	0.000	10.000	BREF	5.3120 IN.
(C77018)	M556 (IA1) NAR ATP BL LV (O1) (T1) (S1)	80.000	-1.200	0.000	0.000	XMRP	4.8200 IN.
						YMRP	0.0000 IN.
						ZMRP	0.0000 IN.
						SCALE	0.0040

MACH .90

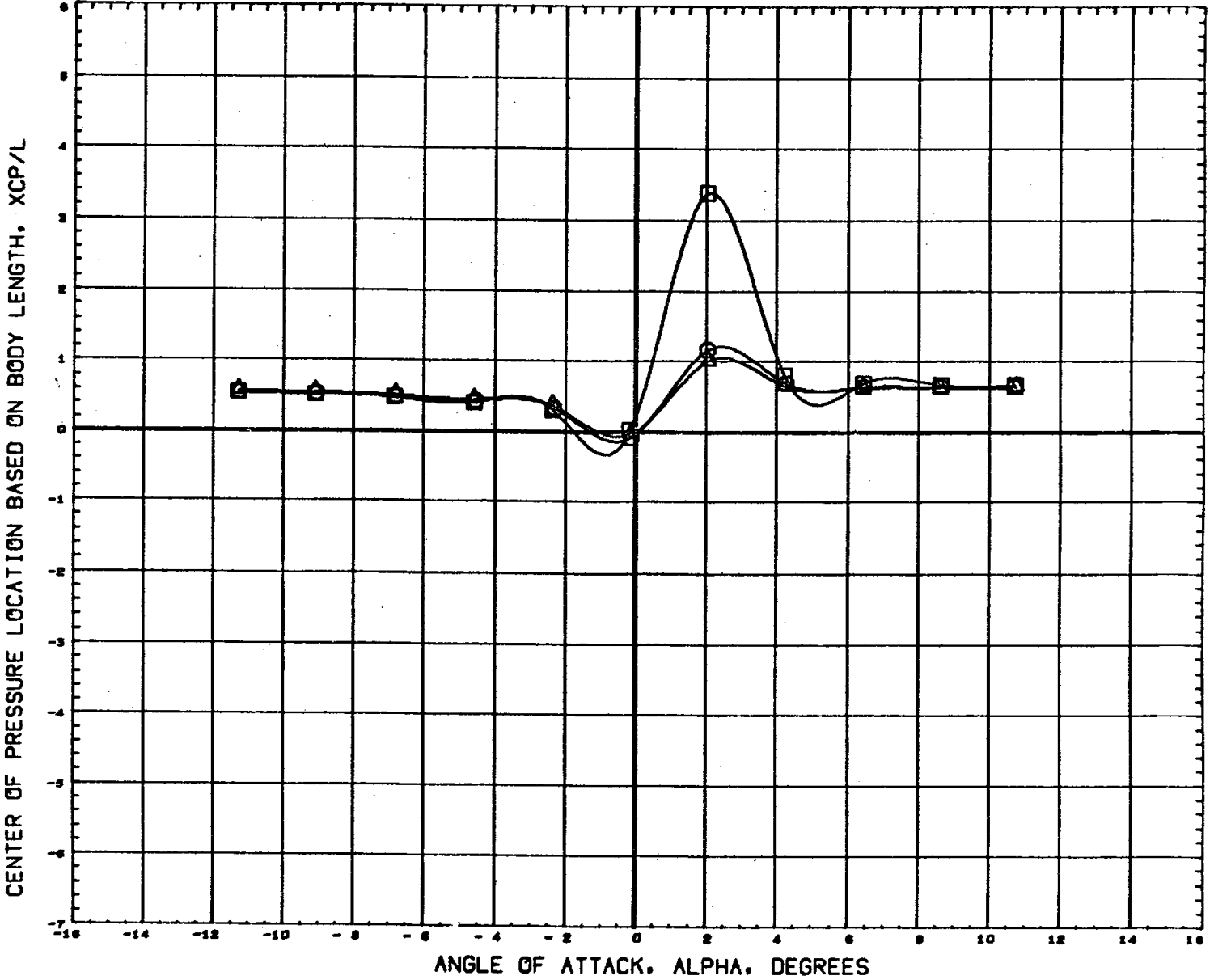
EFFECT OF AILERON



DATA SET SYMBOL	CONFIGURATION DESCRIPTION	PHI	ORBINC	RUDDER	AILRON	REFERENCE INFORMATION
(C77024)	M556 (IA1) NAR ATP BL LV (O1) (T1) (S1)	80.000	0.000	0.000	10.000	SREF 7.4190 sq. in.
(C77014)	M556 (IA1) NAR ATP BL LV (O1) (T1) (S1)	80.000	0.000	0.000	0.000	LREF 5.3120 in.
(C77034)	DATA NOT AVAILABLE FOR ALL CONDITIONS	80.000	-1.200	0.000	10.000	BREF 5.3120 in.
(C77018)	M556 (IA1) NAR ATP BL LV (O1) (T1) (S1)	80.000	-1.200	0.000	0.000	XHRP 4.8200 in.
						YHRP 0.0000 in.
						ZHRP 0.0000 in.
						SCALE 0.0040

MACH 1.00

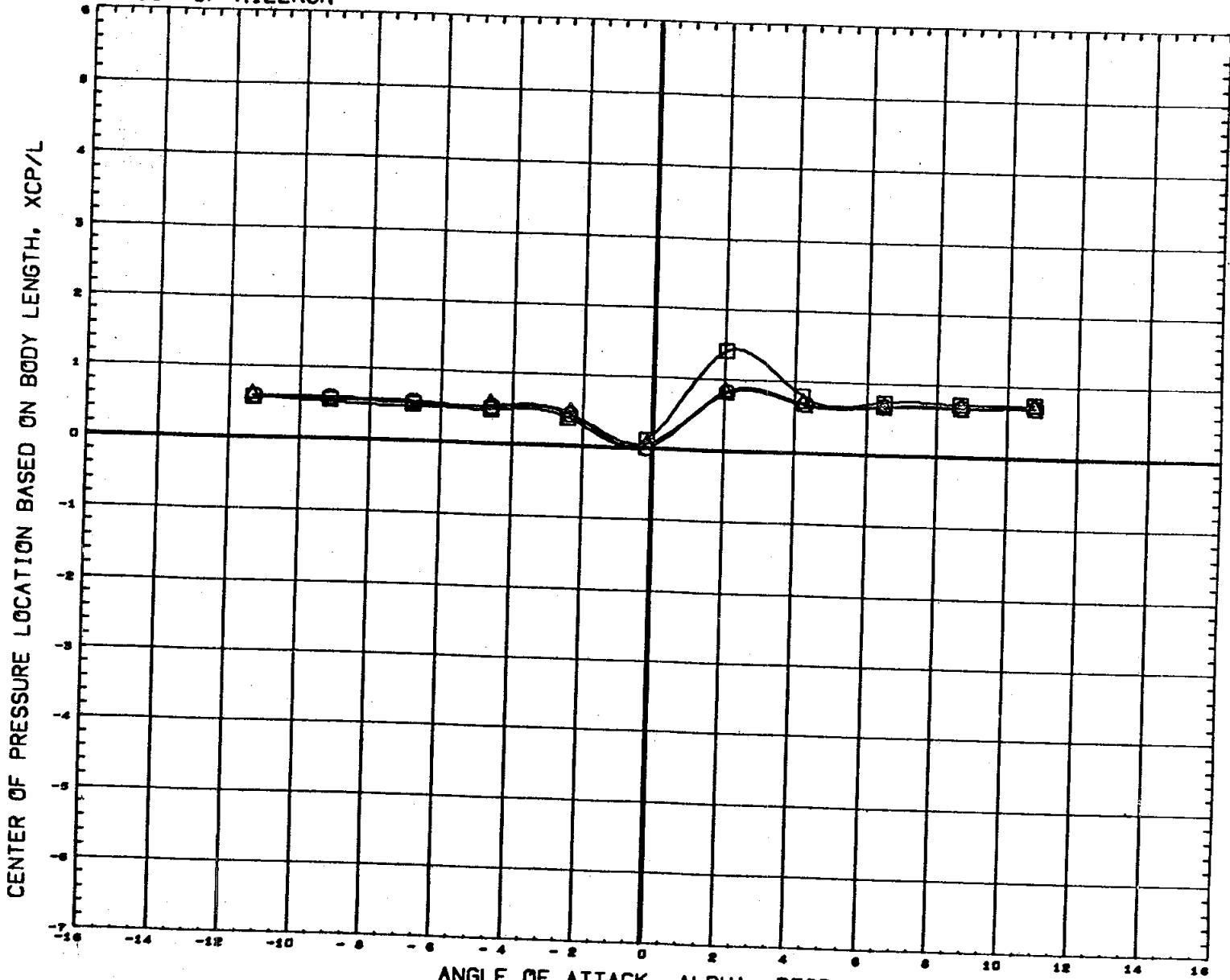
EFFECT OF AILERON



DATA SET SYMBOL	CONFIGURATION DESCRIPTION	PHI	ORBINC	RUDDER	AILRON	REFERENCE INFORMATION	
(C77024)	M556 (IA1) NAR ATP BL LV (O1) (T1) (S1)	80.000	0.000	0.000	10.000	SREF	7.4190 38. IN.
(C77014)	M556 (IA1) NAR ATP BL LV (O1) (T1) (S1)	80.000	0.000	0.000	0.000	LREF	5.3120 IN.
(C77034)	DATA NOT AVAILABLE FOR ALL CONDITIONS	80.000	-1.200	0.000	10.000	SREF	5.3120 IN.
(C77018)	M556 (IA1) NAR ATP BL LV (O1) (T1) (S1)	80.000	-1.200	0.000	0.000	XMRP	4.8200 IN.
						YMRP	0.0000 IN.
						ZMRP	0.0000 IN.
						SCALE	0.0040

MACH 1.20

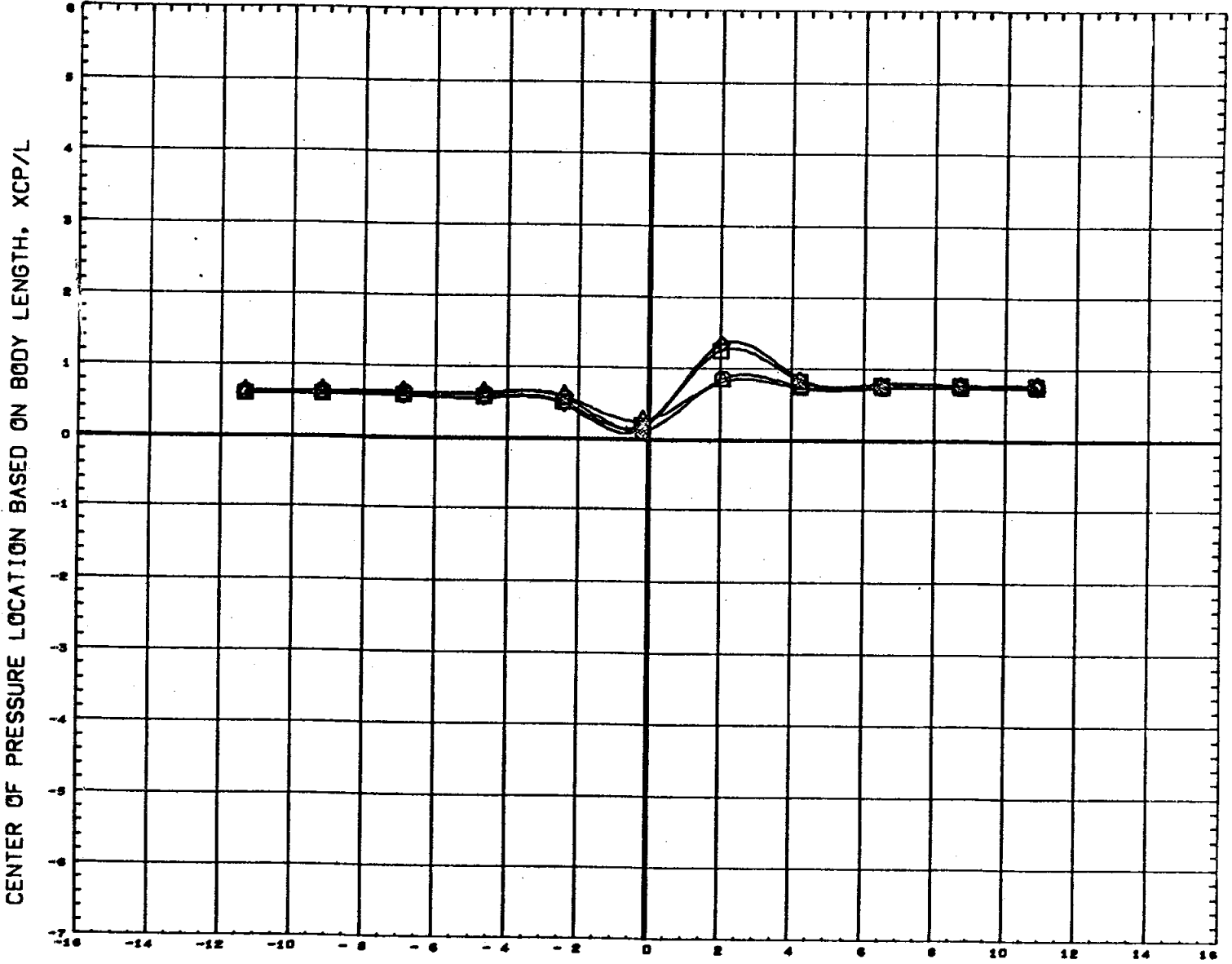
EFFECT OF AILERON



DATA SET SYMBOL	CONFIGURATION DESCRIPTION	PHI	ORBINC	RUDDER	AILRON	REFERENCE INFORMATION
(C77024)	M556 (IA1) NAR ATP BL LV (O1) (T1) (S1)	60.000	0.000	0.000	10.000	BREF 7.4190 SQ. IN.
(C77014)	M556 (IA1) NAR ATP BL LV (O1) (T1) (S1)	60.000	0.000	0.000	0.000	LREF 5.3120 IN.
(C77034)	DATA NOT AVAILABLE FOR ALL CONDITIONS	60.000	-1.200	0.000	10.000	BREF 5.3120 IN.
(C77018)	M556 (IA1) NAR ATP BL LV (O1) (T1) (S1)	60.000	-1.200	0.000	0.000	XMRP 4.8200 IN.
						YMRP 0.0000 IN.
						ZMRP 0.0000 IN.
						SCALE 0.0040

MACH 1.46

EFFECT OF AILERON

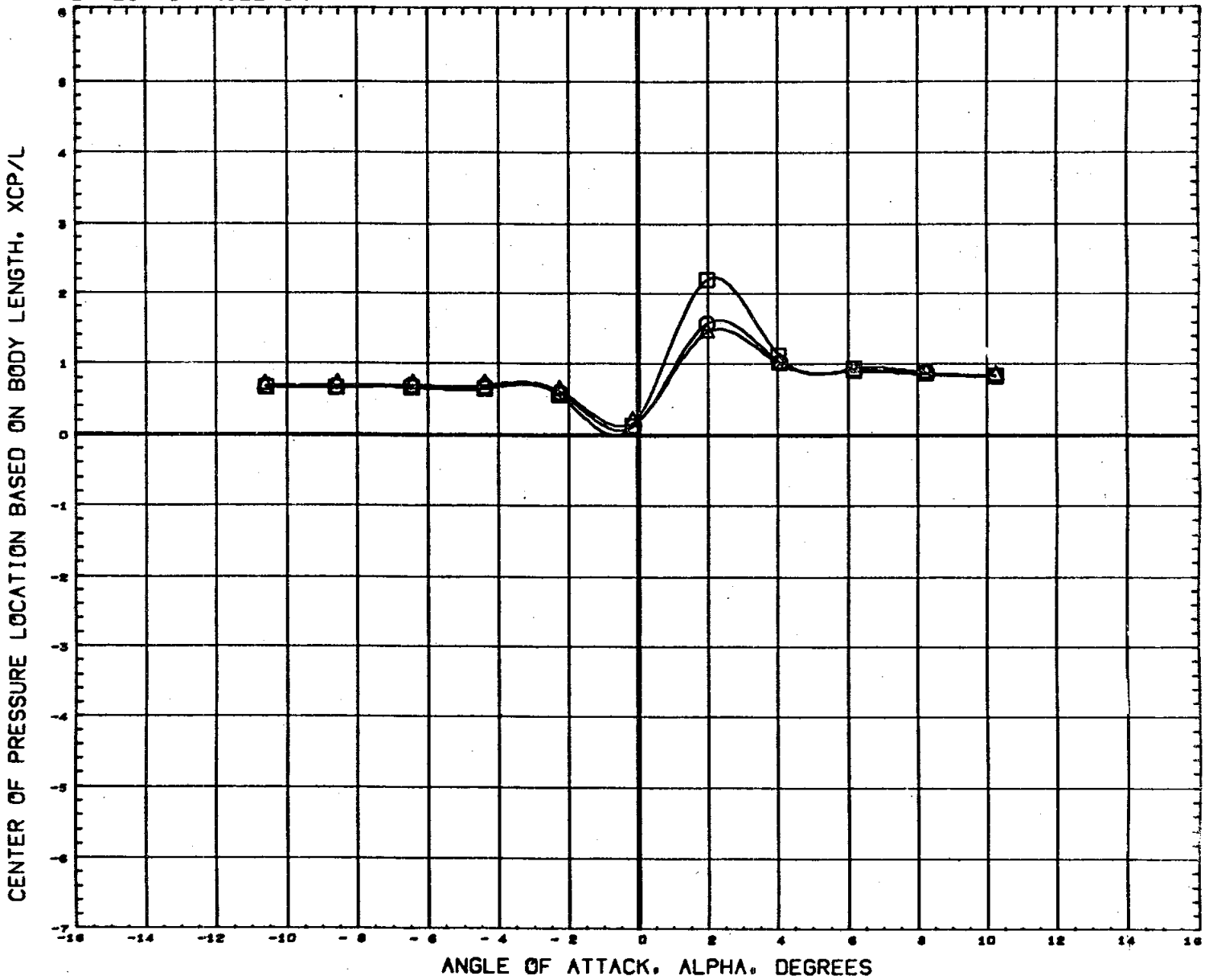


ANGLE OF ATTACK, ALPHA, DEGREES

DATA SET SYMBOL	CONFIGURATION DESCRIPTION	PHI	ORBINC	RUDDER	AILRON	REFERENCE INFORMATION
(C77024)	M556 (IA1) NAR ATP BL LV (O1) (T1) (S1)	80.000	0.000	0.000	10.000	SREF 7.4190 30. IN.
(C77014)	M556 (IA1) NAR ATP BL LV (O1) (T1) (S1)	80.000	0.000	0.000	0.000	LREF 9.3120 IN.
(C77034)	M556 (IA1) NAR ATP BL LV (O1) (T1) (S1)	80.000	-1.200	0.000	10.000	SREF 9.3120 IN.
(C77018)	M556 (IA1) NAR ATP BL LV (O1) (T1) (S1)	80.000	-1.200	0.000	0.000	XHRP 4.8200 IN. YHRP 0.0000 IN. ZHRP 0.0000 IN. SCALE 0.0040

MACH 1.96

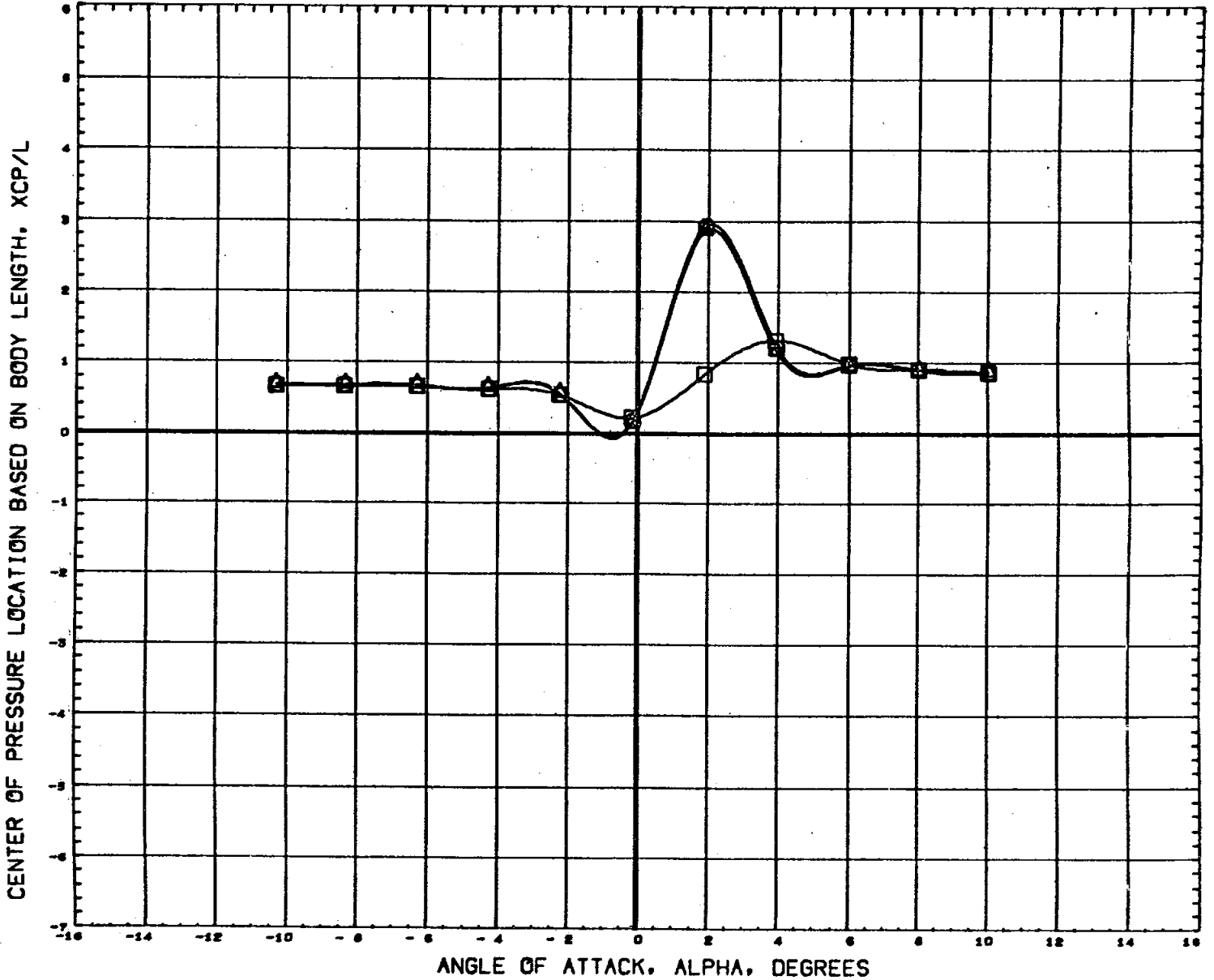
EFFECT OF AILERON



DATA SET SYMBOL	CONFIGURATION DESCRIPTION	PHI	ORBINC	RUDDER	AILRON	REFERENCE INFORMATION
(C77024)	M556 (IA1) NAR ATP BL LV (O1) (T1) (S1)	80.000	0.000	0.000	10.000	SREF 7.4190 80. IN.
(C77014)	M556 (IA1) NAR ATP BL LV (O1) (T1) (S1)	80.000	0.000	0.000	0.000	LREF 5.3120 IN.
(C77034)	DATA NOT AVAILABLE FOR ALL CONDITIONS	80.000	-1.200	0.000	10.000	BREF 5.3120 IN.
(C77018)	M556 (IA1) NAR ATP BL LV (O1) (T1) (S1)	80.000	-1.200	0.000	0.000	XMRP 4.8200 IN.
						YMRP 0.0000 IN.
						ZMRP 0.0000 IN.
						SCALE 0.0040

MACH 2.99

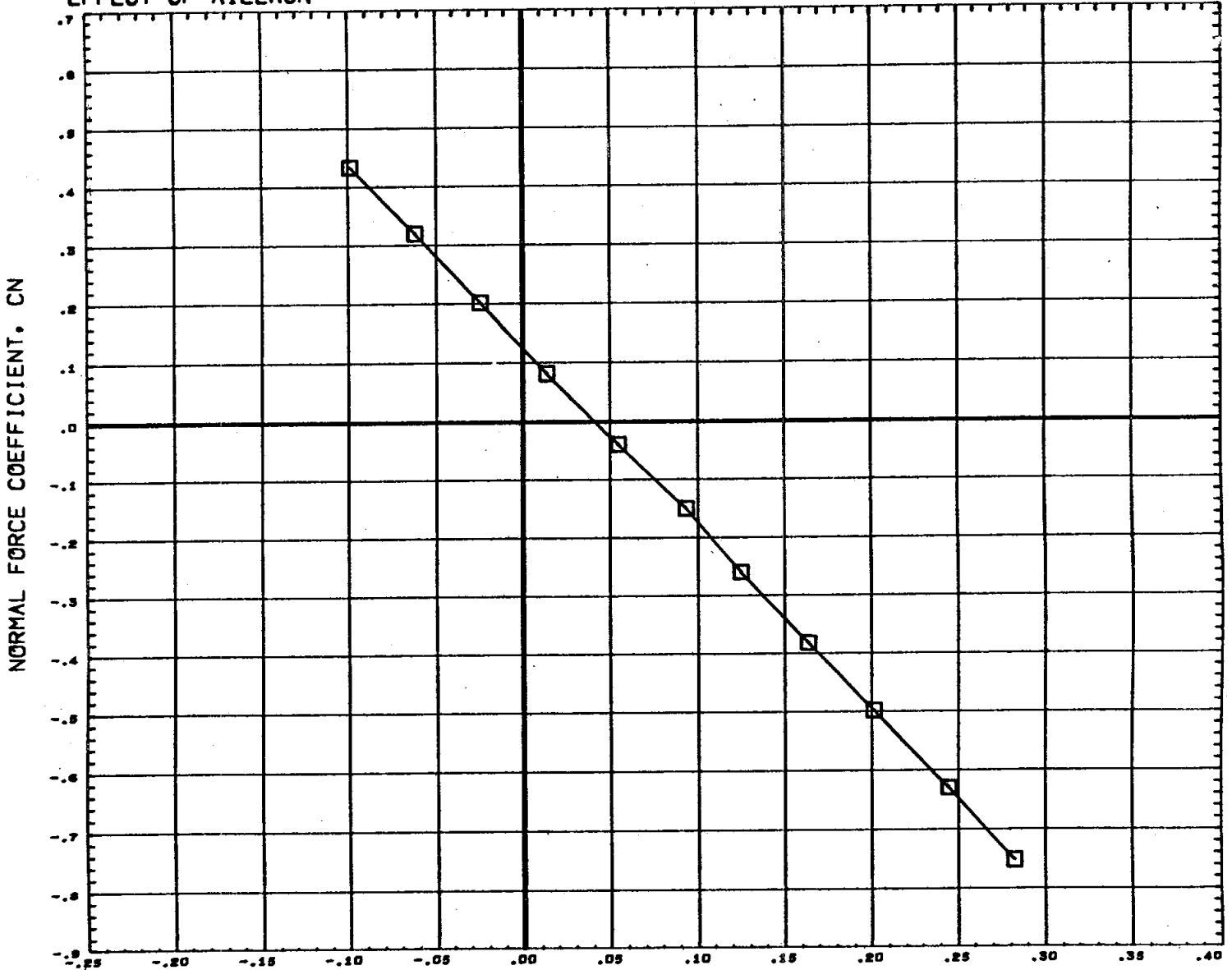
EFFECT OF AILERON



DATA SET SYMBOL	CONFIGURATION DESCRIPTION	PHI	ORBINC	RUDDER	AILRON	REFERENCE INFORMATION
(C77024)	M556 (IA1) NAR ATP BL LV (O1) (T1) (S1)	80.000	0.000	0.000	10.000	SREF 7.4190 SQ. IN.
(C77014)	M556 (IA1) NAR ATP BL LV (O1) (T1) (S1)	80.000	0.000	0.000	0.000	LREF 5.3120 IN.
(C77034)	DATA NOT AVAILABLE FOR ALL CONDITIONS	80.000	-1.200	0.000	10.000	BREF 5.3120 IN.
(C77018)	M556 (IA1) NAR ATP BL LV (O1) (T1) (S1)	80.000	-1.200	0.000	0.000	XMRP 4.8200 IN.
						YMRP 0.0000 IN.
						ZMRP 0.0000 IN.
						SCALE 0.0040

MACH 4.96

EFFECT OF AILERON

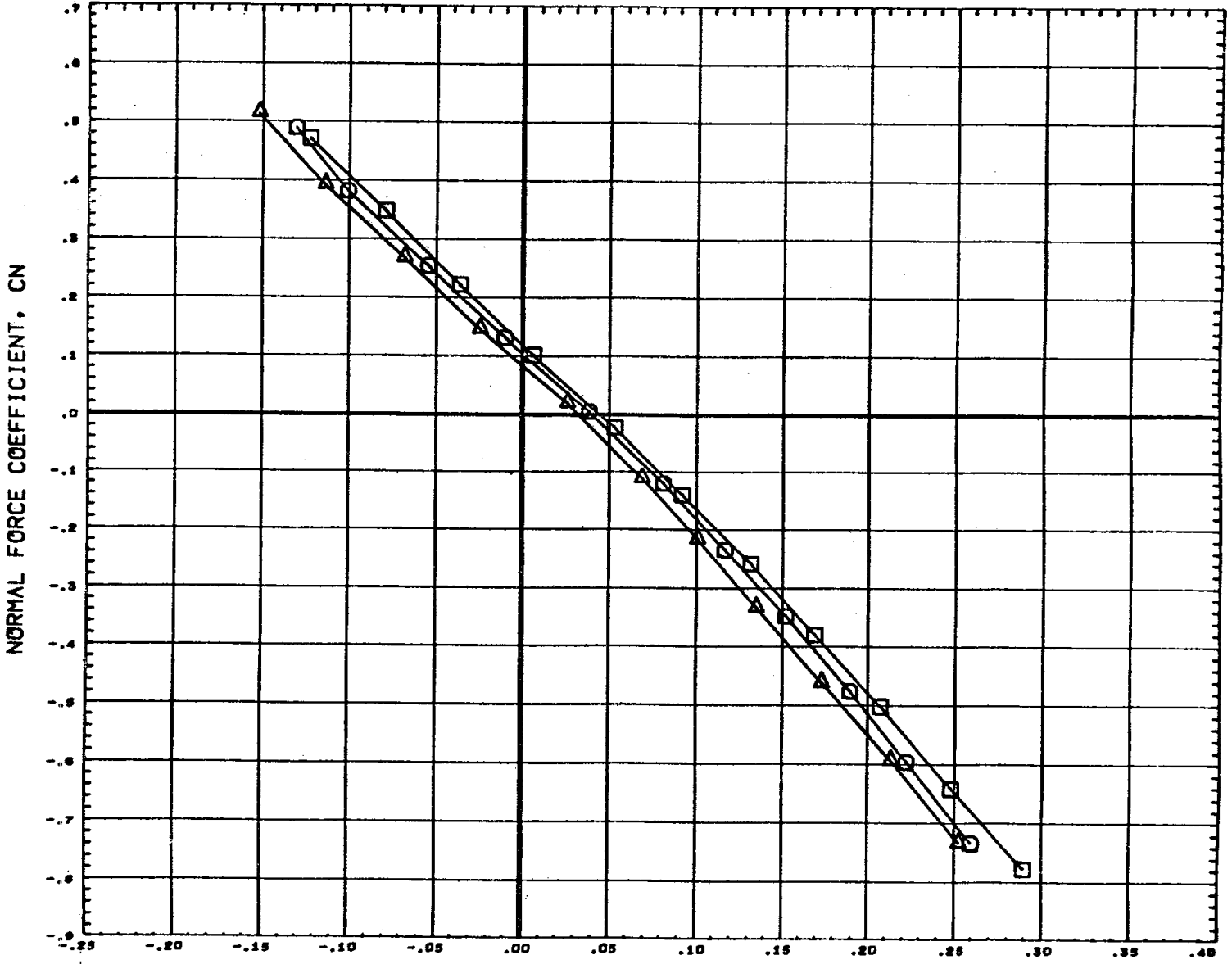


PITCHING MOMENT COEFFICIENT, CLM

DATA SET SYMBOL	CONFIGURATION DESCRIPTION	PHI	ORBINC	RUDDER	AILRON	REFERENCE INFORMATION
(C77024)	DATA NOT AVAILABLE FOR ALL CONDITIONS	80.000	0.000	0.000	10.000	SREF 7.4190 SQ. IN.
(C77014)	DATA NOT AVAILABLE FOR ALL CONDITIONS	80.000	0.000	0.000	0.000	LREF 5.3120 IN.
(C77034)	DATA NOT AVAILABLE FOR ALL CONDITIONS	80.000	-1.200	0.000	10.000	BREF 5.3120 IN.
(C77016)	H556 (IAS) NAR ATP BL LV (O1) (T1) (S1)	80.000	-1.200	0.000	0.000	XMRP 4.8200 IN. YMRP 0.0000 IN. ZMRP 0.0000 IN. SCALE 0.0040

MACH .60

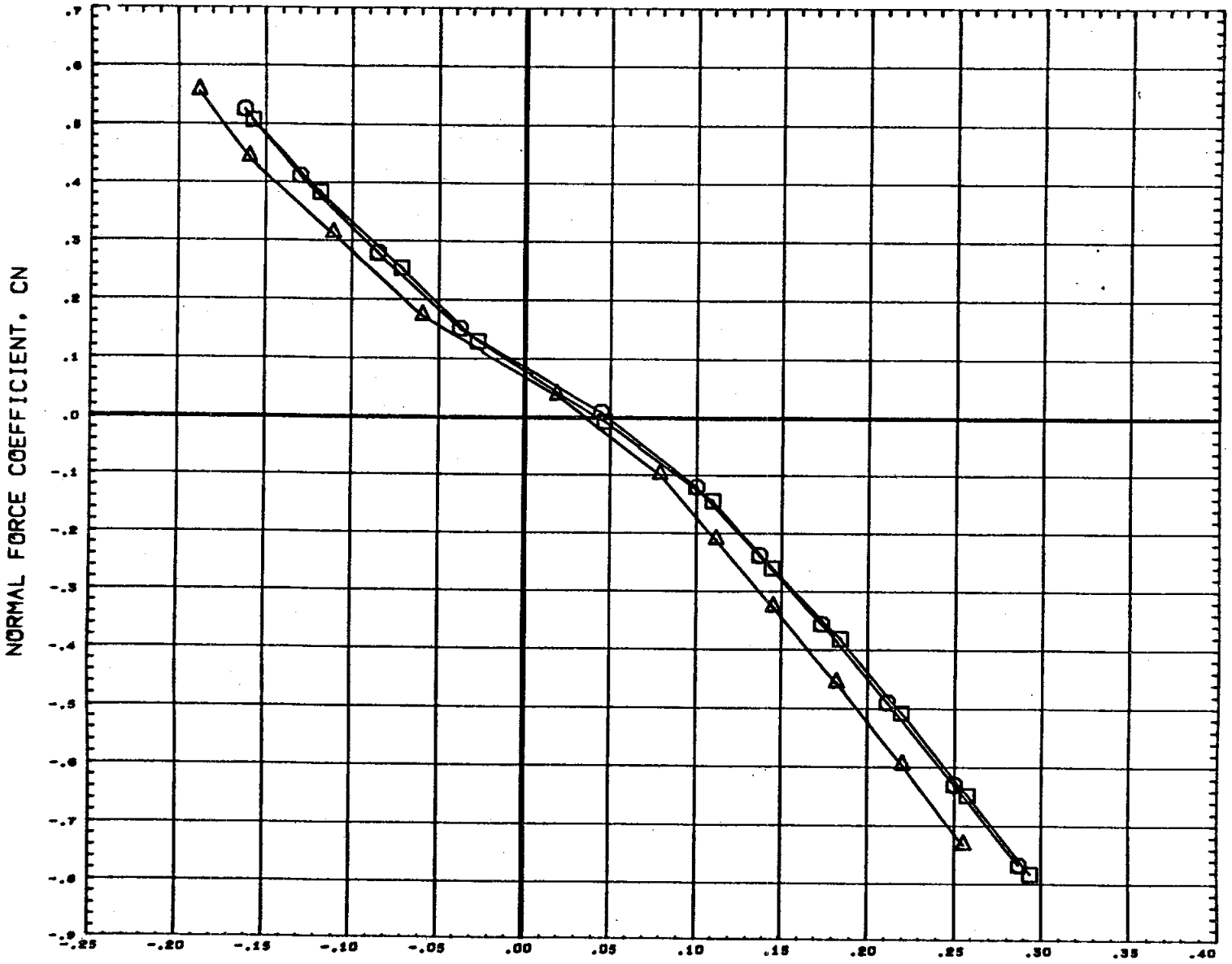
EFFECT OF AILERON



DATA SET SYMBOL	CONFIGURATION DESCRIPTION	PHI	ORBINC	RUDDER	AILRON	REFERENCE INFORMATION
(C77024)	M556 (IA1) NAR ATP BL LV (O1) (T1) (S1)	80.000	0.000	0.000	10.000	SREF 7.4190 36. IN.
(C77014)	M556 (IA1) NAR ATP BL LV (O1) (T1) (S1)	80.000	0.000	0.000	0.000	LREF 5.3120 IN.
(C77034)	DATA NOT AVAILABLE FOR ALL CONDITIONS	80.000	-1.200	0.000	10.000	BREF 5.3120 IN.
(C77018)	M556 (IA1) NAR ATP BL LV (O1) (T1) (S1)	80.000	-1.200	0.000	0.000	XMRP 4.8200 IN. YMRP 0.0000 IN. ZMRP 0.0000 IN. SCALE 0.0040

MACH .80

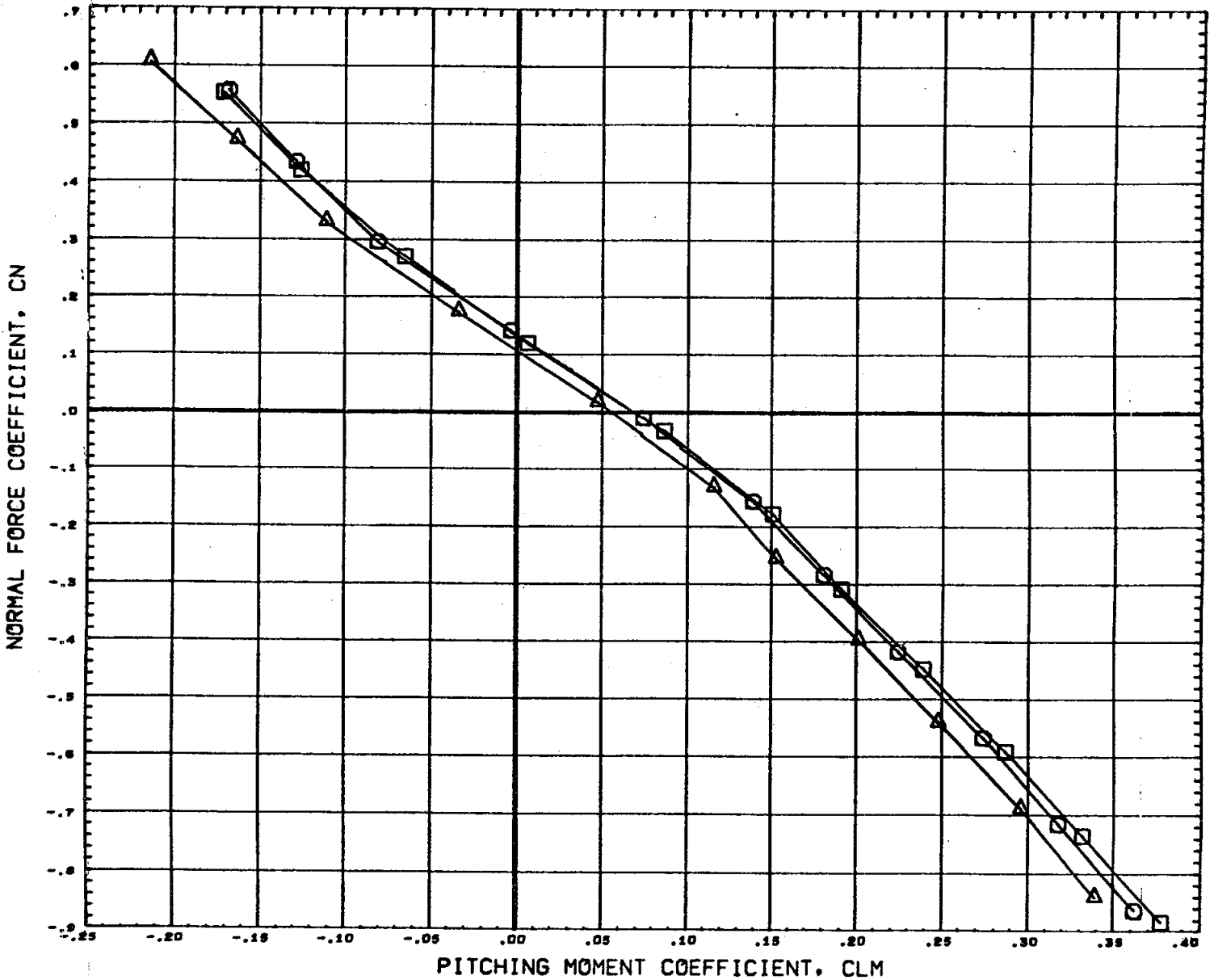
EFFECT OF AILERON



DATA SET SYMBOL	CONFIGURATION DESCRIPTION	PHI	ORBINC	RUDDER	AILRON	REFERENCE INFORMATION
(C77024)	M556 (IA1) NAR ATP BL LV (O1) (T1) (S1)	80.000	0.000	0.000	10.000	SREF 7.4190 80 IN.
(C77014)	M556 (IA1) NAR ATP BL LV (O1) (T1) (S1)	80.000	0.000	0.000	0.000	LREF 5.3120 IN.
(C77034)	DATA NOT AVAILABLE FOR ALL CONDITIONS	80.000	-1.200	0.000	10.000	BREF 5.3120 IN.
(C77018)	M556 (IA1) NAR ATP BL LV (O1) (T1) (S1)	80.000	-1.200	0.000	0.000	XMRP 4.8200 IN. YMRP 0.0000 IN. ZMRP 0.0000 IN. SCALE 0.0040

MACH .90

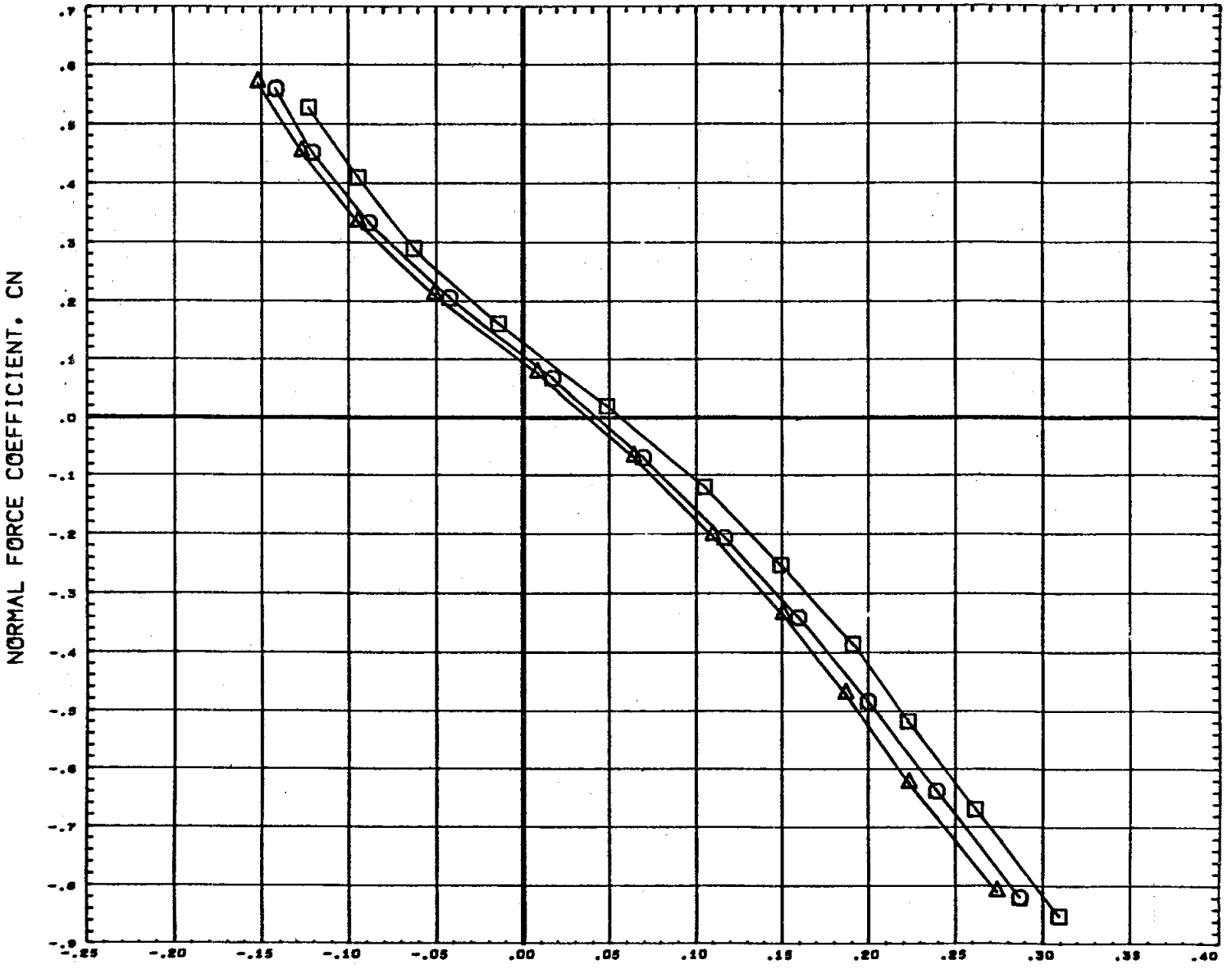
EFFECT OF AILERON



DATA SET SYMBOL	CONFIGURATION DESCRIPTION	PHI	ORBINC	RUDDER	AILRON	REFERENCE INFORMATION
(C77024)	M556(IA1) NAR ATP BL LV (O1) (T1) (S1)	80.000	0.000	0.000	10.000	SREF 7.4190 80. IN.
(C77014)	M556(IA1) NAR ATP BL LV (O1) (T1) (S1)	80.000	0.000	0.000	0.000	LREF 5.3120 IN.
(C77034)	DATA NOT AVAILABLE FOR ALL CONDITIONS	80.000	-1.200	0.000	10.000	BREF 5.3120 IN.
(C77018)	M556(IA1) NAR ATP BL LV (O1) (T1) (S1)	80.000	-1.200	0.000	0.000	XMRP 4.6200 IN. YMRP 0.0000 IN. ZMRP 0.0000 IN. SCALE 0.0040

MACH 1.00

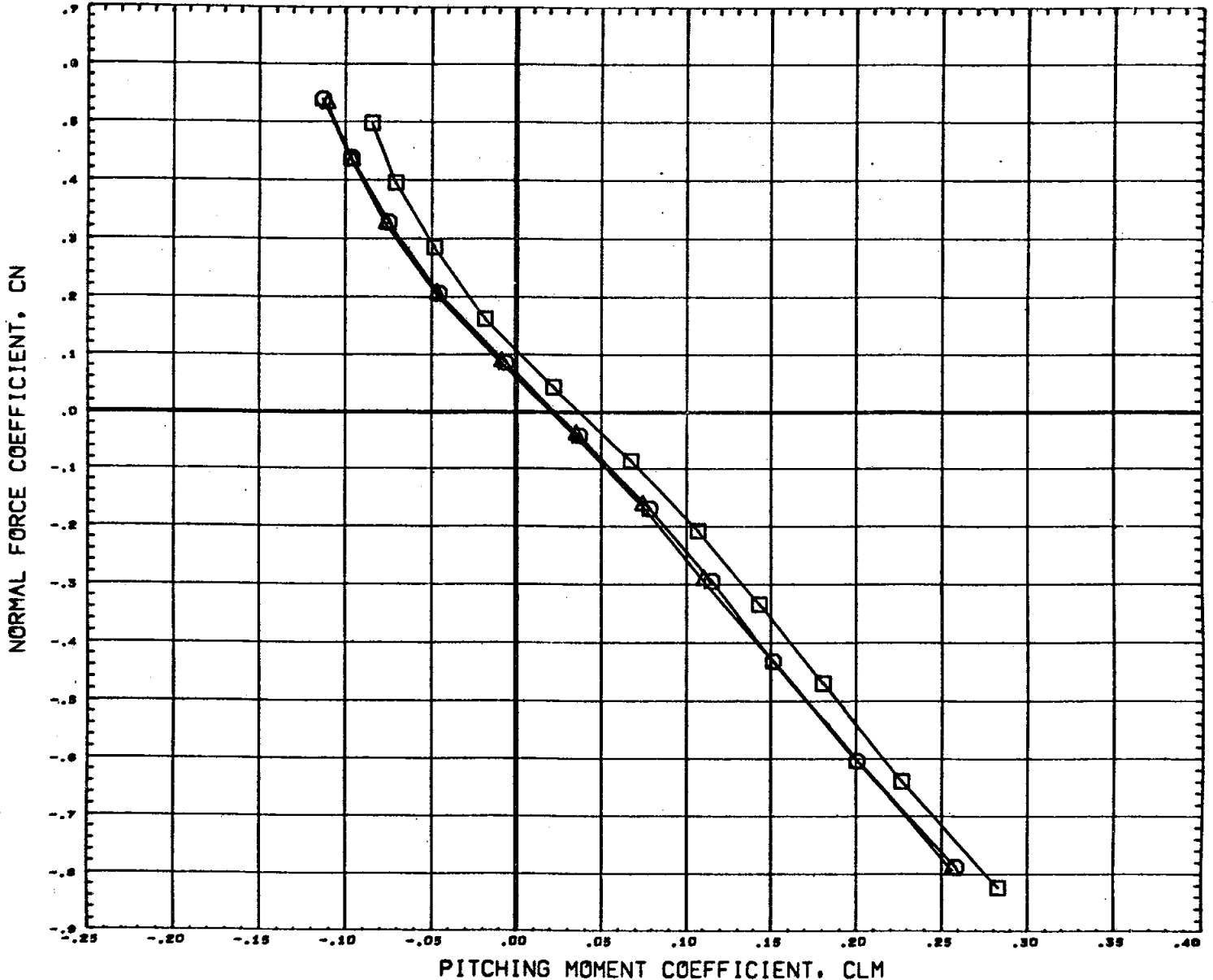
EFFECT OF AILERON



DATA SET SYMBOL	CONFIGURATION DESCRIPTION	PHI	ORBINC	RUDDER	AILRON	REFERENCE INFORMATION
(C77024)	M556 (IA1) NAR ATP BL LV (O1) (T1) (S1)	80.000	0.000	0.000	10.000	SREF 7.4190 86. IN.
(C77014)	M556 (IA1) NAR ATP BL LV (O1) (T1) (S1)	80.000	0.000	0.000	0.000	LREF 9.3120 IN.
(C77034)	DATA NOT AVAILABLE FOR ALL CONDITIONS	80.000	-1.200	0.000	10.000	SREF 5.3120 IN.
(C77018)	M556 (IA1) NAR ATP BL LV (O1) (T1) (S1)	80.000	-1.200	0.000	0.000	XNRP 4.8200 IN.
						YNRP 0.0000 IN.
						ZNRP 0.0000 IN.
						SCALE 0.0040

MACH 1.20

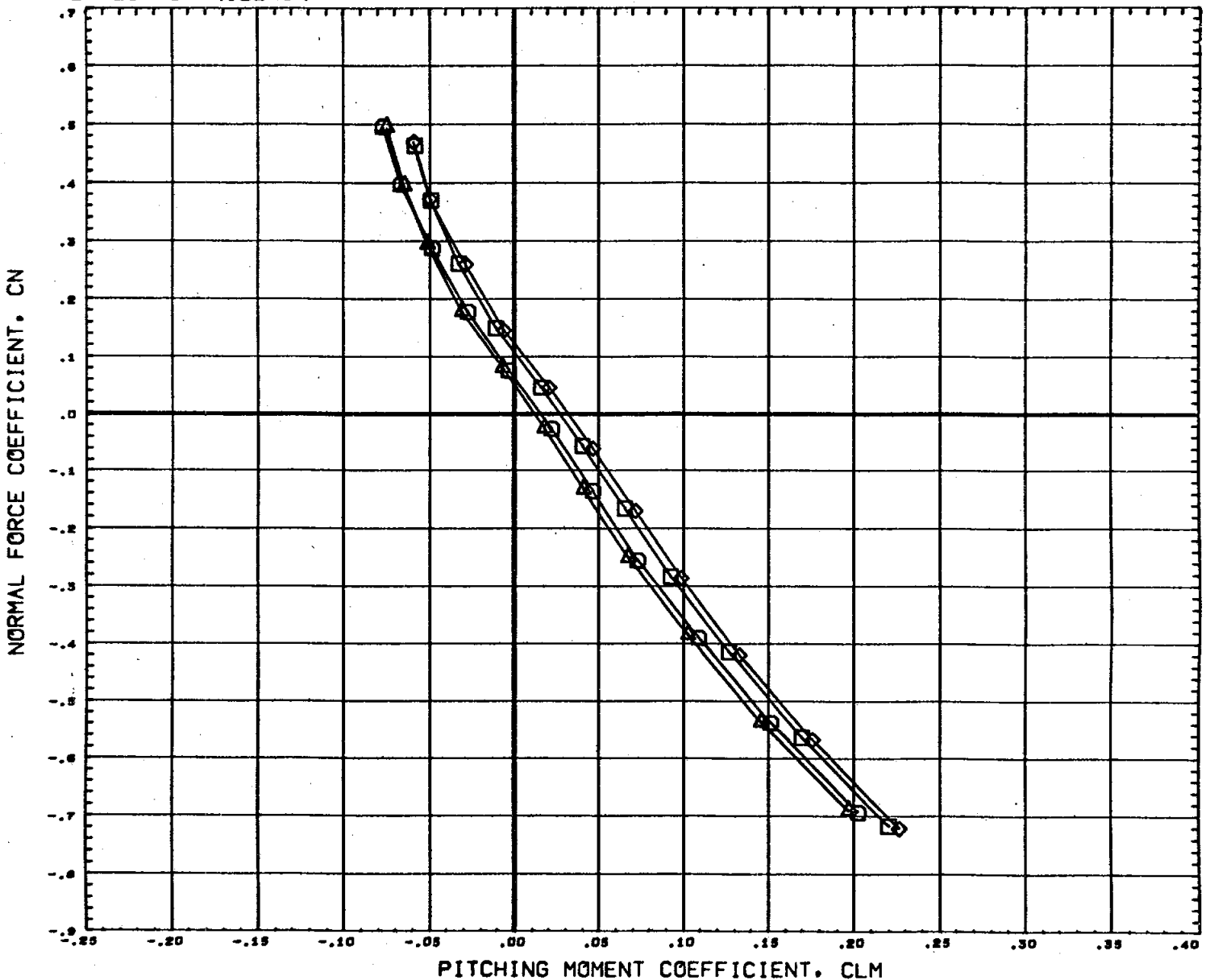
EFFECT OF AILERON



DATA SET SYMBOL	CONFIGURATION DESCRIPTION	PHI	ORBINC	RUDDER	AILRON	REFERENCE INFORMATION
(C77024)	M556 (IA1) NAR ATP BL LV (O1) (T1) (S1)	80.000	0.000	0.000	10.000	SREF 7.4190 sq. in.
(C77014)	M556 (IA1) NAR ATP BL LV (O1) (T1) (S1)	80.000	0.000	0.000	0.000	LREF 5.3120 in.
(C77034)	DATA NOT AVAILABLE FOR ALL CONDITIONS	80.000	-1.200	0.000	10.000	BREF 5.3120 in.
(C77018)	M556 (IA1) NAR ATP BL LV (O1) (T1) (S1)	80.000	-1.200	0.000	0.000	XHRP 4.8200 in.
						YHRP 0.0000 in.
						ZHRP 0.0000 in.
						SCALE 0.0040

MACH 1.46

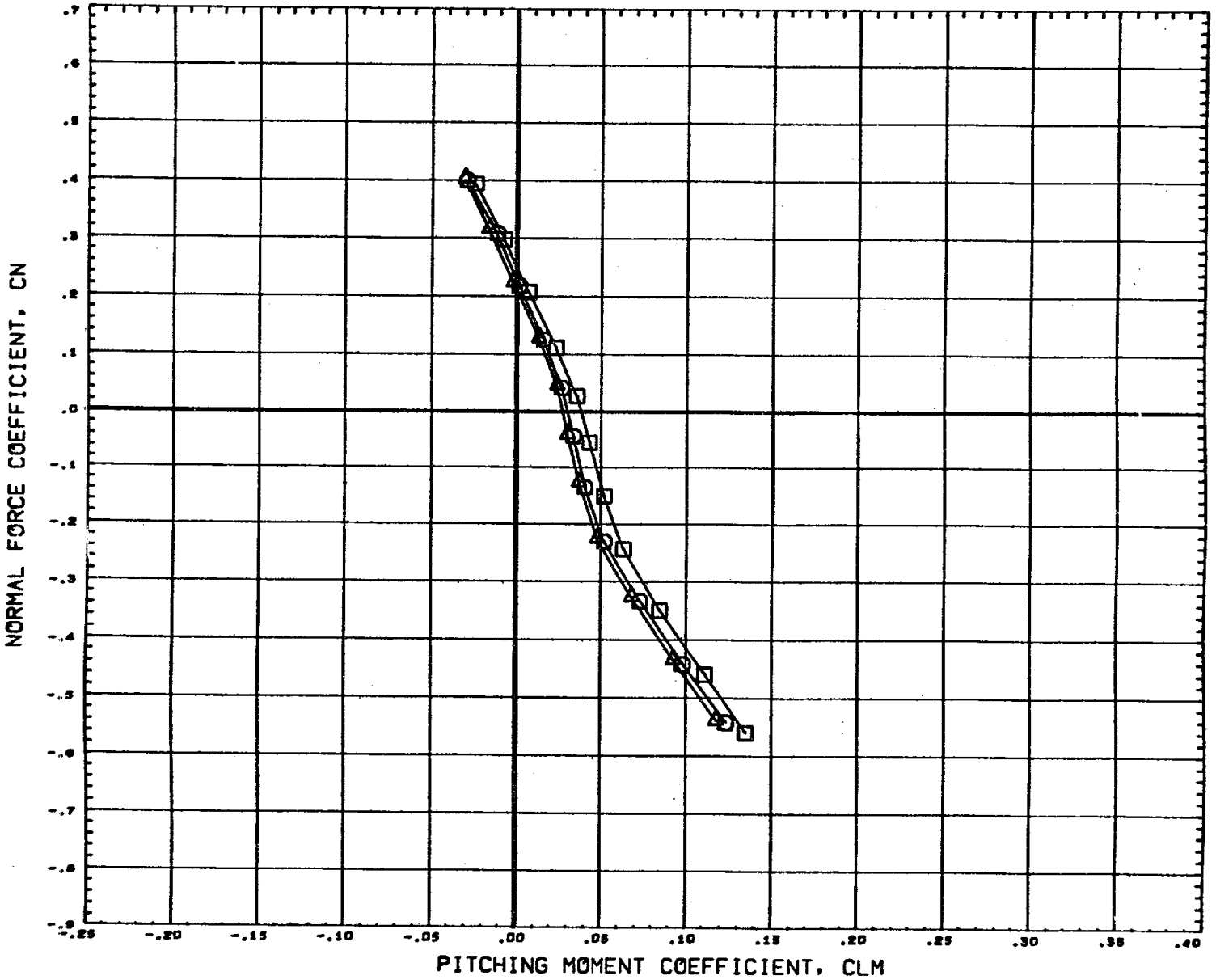
EFFECT OF AILERON



DATA SET SYMBOL	CONFIGURATION DESCRIPTION	PHI	ORBINC	RUDDER	AILRON	REFERENCE INFORMATION
(C77024)	M556 (IA1) NAR ATP BL LV (O1) (T1) (S1)	80.000	0.000	0.000	10.000	SREF 7.4190 39. IN.
(C77014)	M556 (IA1) NAR ATP BL LV (O1) (T1) (S1)	80.000	0.000	0.000	0.000	LREF 5.3120 IN.
(C77034)	M556 (IA1) NAR ATP BL LV (O1) (T1) (S1)	80.000	-1.200	0.000	10.000	BREF 5.3120 IN.
(C77018)	M556 (IA1) NAR ATP BL LV (O1) (T1) (S1)	80.000	-1.200	0.000	0.000	XHRP 4.8200 IN. YHRP 0.0000 IN. ZHRP 0.0000 IN. SCALE 0.0040

MACH 1.96

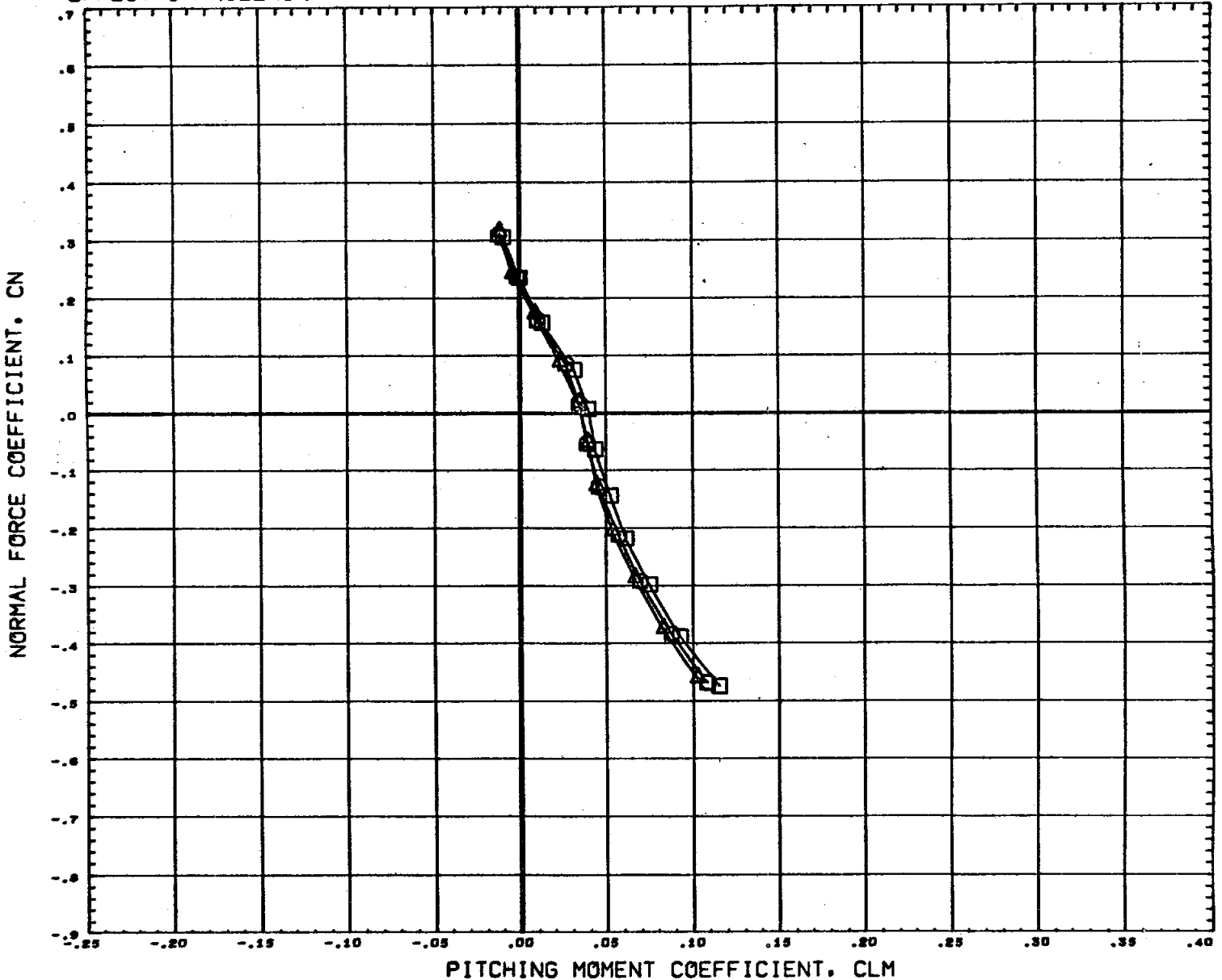
EFFECT OF AILERON



DATA SET SYMBOL	CONFIGURATION DESCRIPTION	PHI	ORBINC	RUDDER	AILRON	REFERENCE INFORMATION
(C77024)	M556 (IA1) NAR ATP BL LV (O1) (T1) (S1)	80.000	0.000	0.000	10.000	SREF 7.4190 sq. IN.
(C77014)	M556 (IA1) NAR ATP BL LV (O1) (T1) (S1)	80.000	0.000	0.000	0.000	LREF 5.3120 IN.
(C77034)	DATA NOT AVAILABLE FOR ALL CONDITIONS	80.000	-1.200	0.000	10.000	BREF 5.3120 IN.
(C77018)	M556 (IA1) NAR ATP BL LV (O1) (T1) (S1)	80.000	-1.200	0.000	0.000	XMRP 4.8200 IN. YMRP 0.0000 IN. ZMRP 0.0000 IN. SCALE 0.0040

MACH 2.99

EFFECT OF AILERON

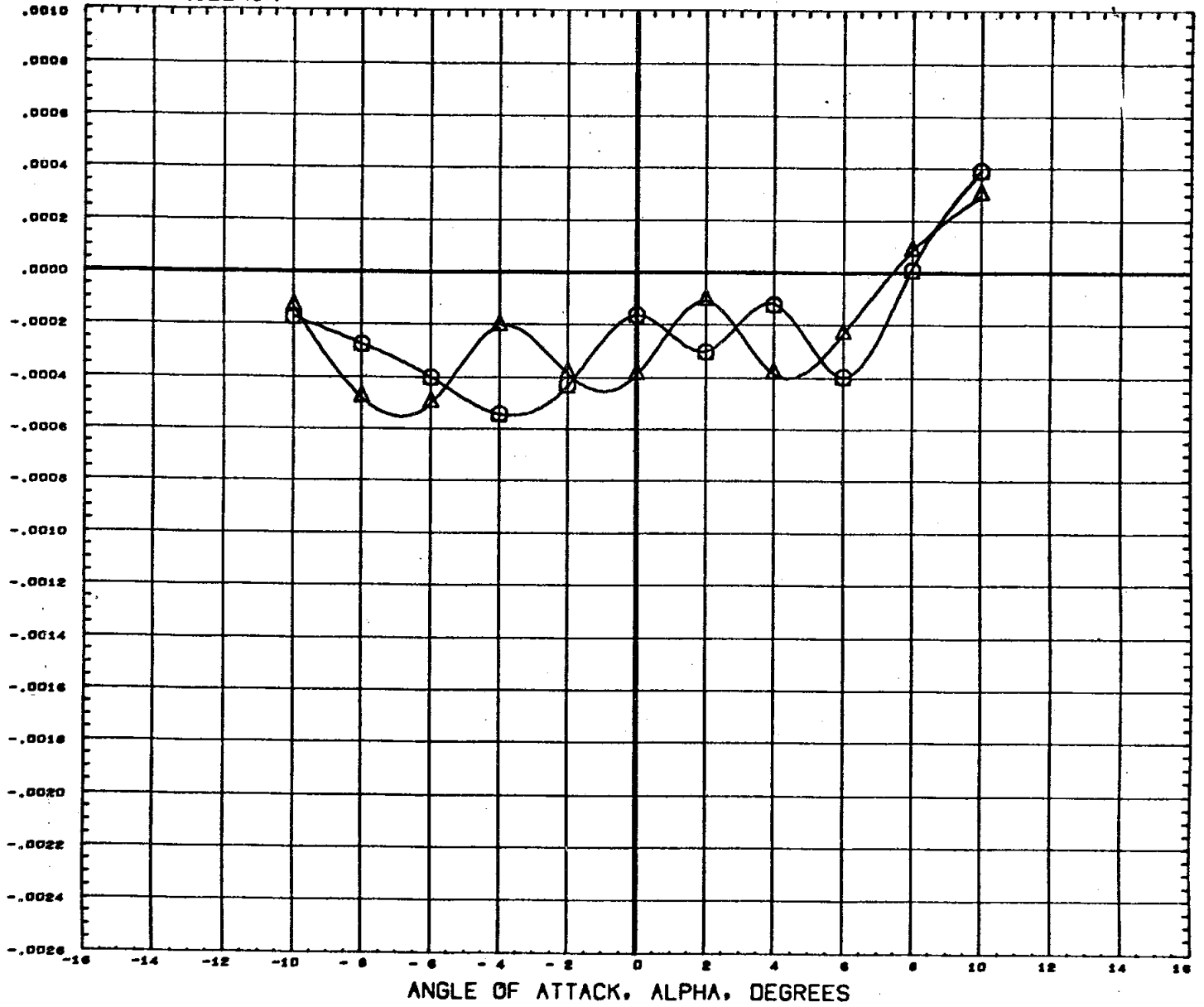


DATA SET SYMBOL	CONFIGURATION DESCRIPTION	PHI	ORBINC	RUDDER	AILRON	REFERENCE INFORMATION
(C77024)	M556 (IA1) NAR ATP BL LV (O1) (T1) (S1)	80.000	0.000	0.000	10.000	SREF 7.4190 38 IN.
(C77014)	M556 (IA1) NAR ATP BL LV (O1) (T1) (S1)	80.000	0.000	0.000	0.000	LREF 5.3120 IN.
(C77034)	DATA NOT AVAILABLE FOR ALL CONDITIONS	80.000	-1.200	0.000	10.000	BREF 5.3120 IN.
(C77018)	M556 (IA1) NAR ATP BL LV (O1) (T1) (S1)	80.000	-1.200	0.000	0.000	XHRP 4.8200 IN. YHRP 0.0000 IN. ZHRP 0.0000 IN. SCALE 0.0040

MACH 4.96

EFFECT OF AILERON

AILERON NORMAL FORCE EFFECTIVENESS, DCN/DAILERON (DCN/DA) PER DEGREE



DATA SET SYMBOL	CONFIGURATION DESCRIPTION
(F77C24)	M556 (IA1) NAR ATP BL LV (O1) (T1) (S1)
(F77C34)	M556 (IA1) NAR ATP BL LV (O1) (T1) (S1)

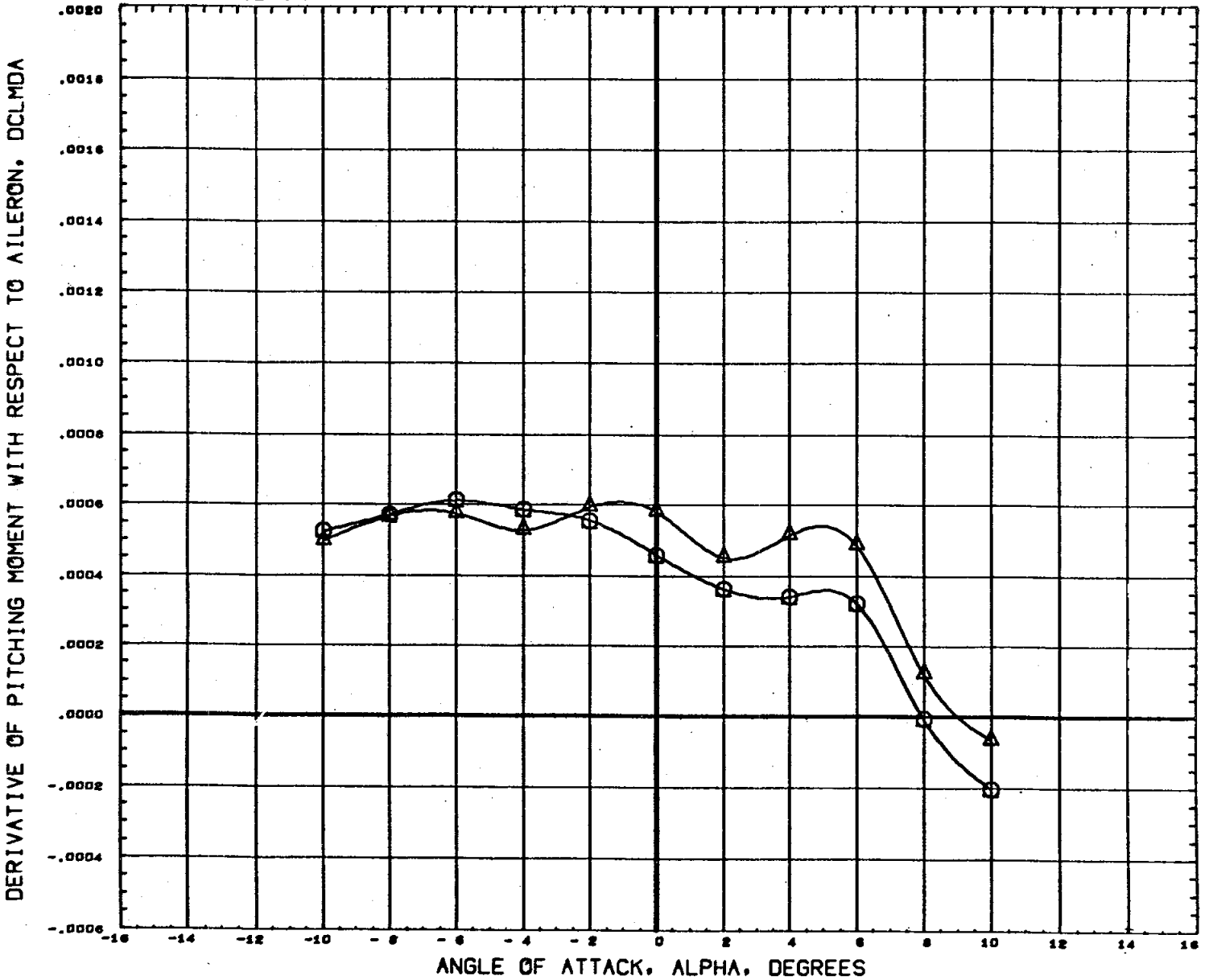
PHI	ORBINC	RUDDER	DA
80.000	0.000	0.000	10.000
80.000	-1.200	0.000	10.000

REFERENCE INFORMATION		
SREF	7.4190	90. IN.
LREF	5.3120	IN.
BREF	5.3120	IN.
XMRP	4.6200	IN.
YMRP	0.0000	IN.
ZMRP	0.0000	IN.
SCALE	0.0040	

MACH

1.96

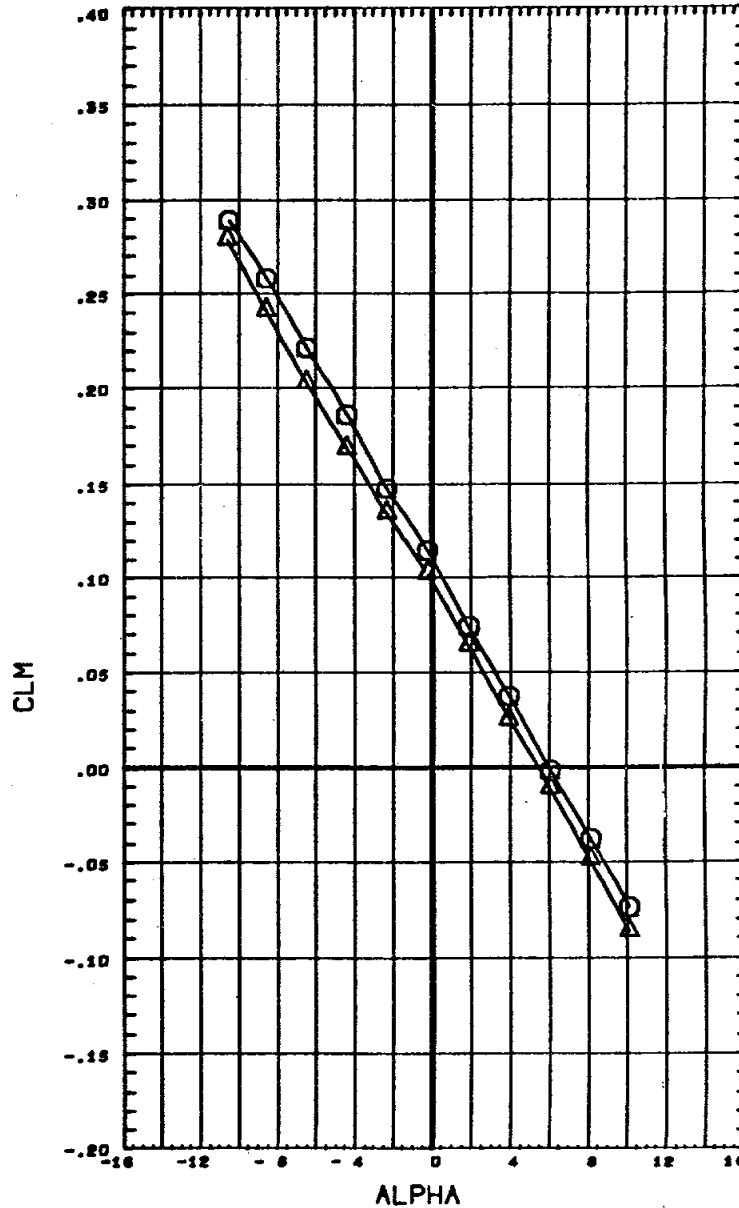
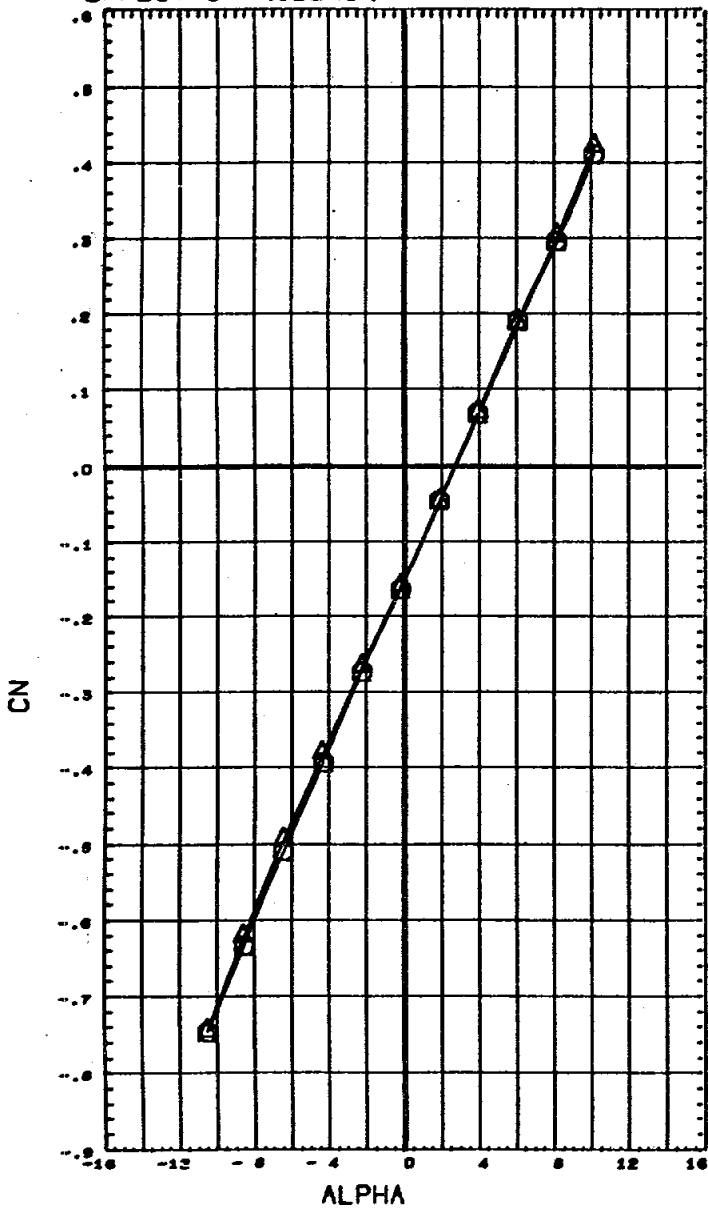
EFFECT OF AILERON



DATA SET SYMBOL	CONFIGURATION DESCRIPTION	PHI	ORBINC	RUDDER	DA	REFERENCE INFORMATION	
(F77C24)	⊙ M556 (IA1) NAR ATP BL LV (O1) (T1) (S1)	80.000	0.000	0.000	10.000	SREF	7.4190 58. IN.
(F77C34)	△ M556 (IA1) NAR ATP BL LV (O1) (T1) (S1)	80.000	-1.200	0.000	10.000	LREF	5.3120 IN.
						SREF	5.3120 IN.
						XNRP	4.8200 IN.
						YNRP	0.0000 IN.
						ZNRP	0.0000 IN.
						SCALE	0.0040

MACH 1.96

EFFECT OF AILERON

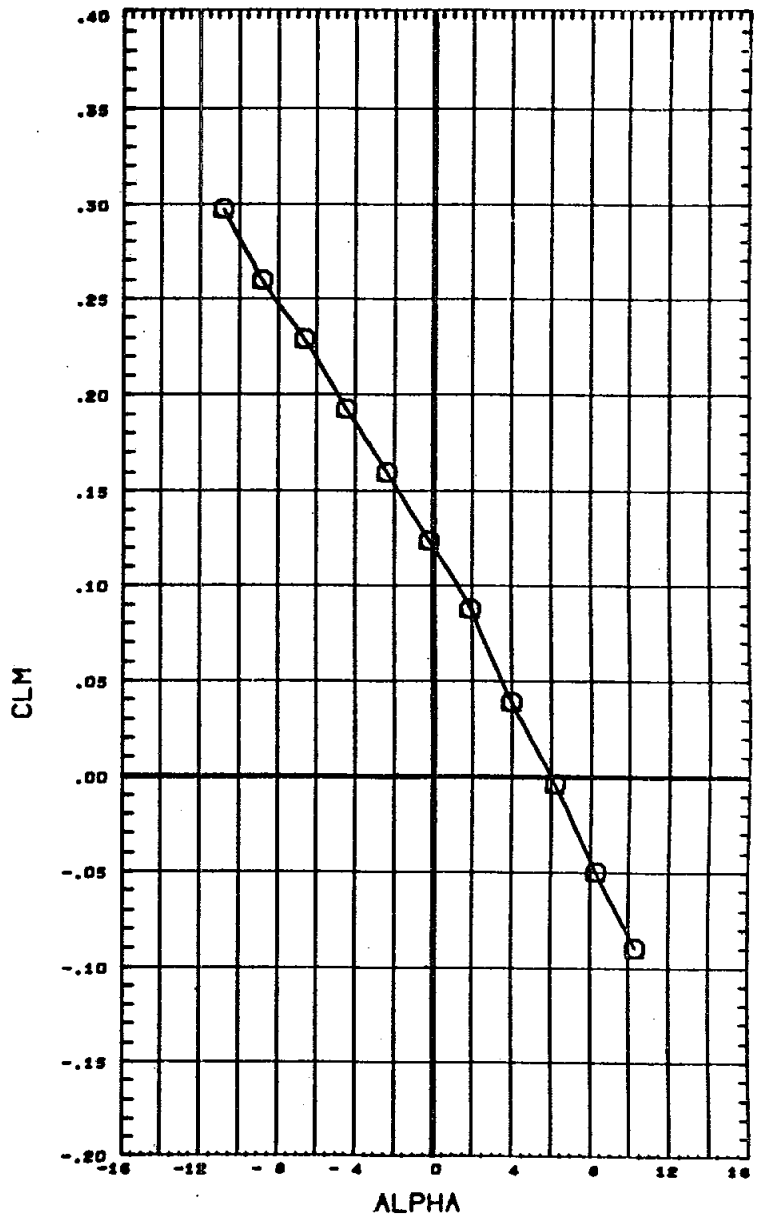
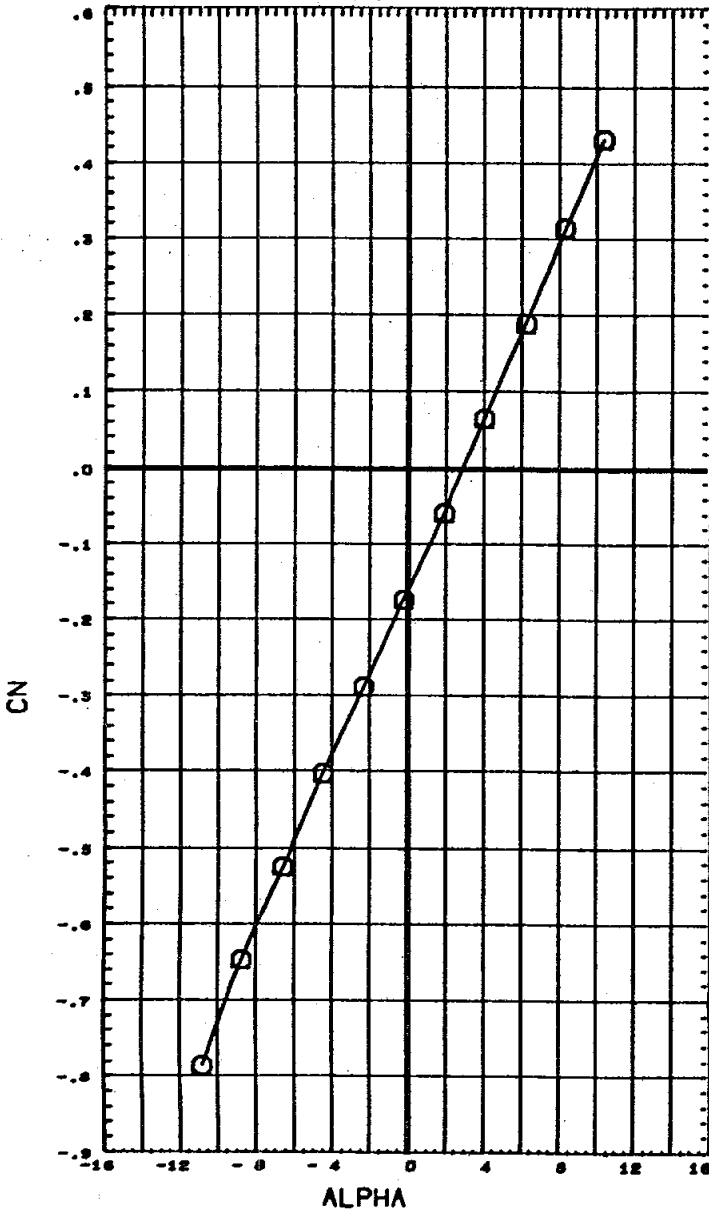


DATA SET SYMBOL CONFIGURATION DESCRIPTION
 (C77026) \square M556 (IAS) NAR ATP BL LV (O2) (T1) (S1)
 (C77016) \triangle M556 (IAS) NAR ATP BL LV (O2) (T1) (S1)

PHI	ORBINC	RUDDER	AILRON	REFERENCE INFORMATION
80.000	0.000	0.000	10.000	SREF 7.4190 90. IN.
80.000	0.000	0.000	0.000	LREF 5.3120 IN.
				ORF 5.3120 IN.
				XMRP 4.8200 IN.
				YMRP 0.0000 IN.
				ZMRP 0.0000 IN.
				SCALE 0.0040

MACH .60

EFFECT OF AILERON

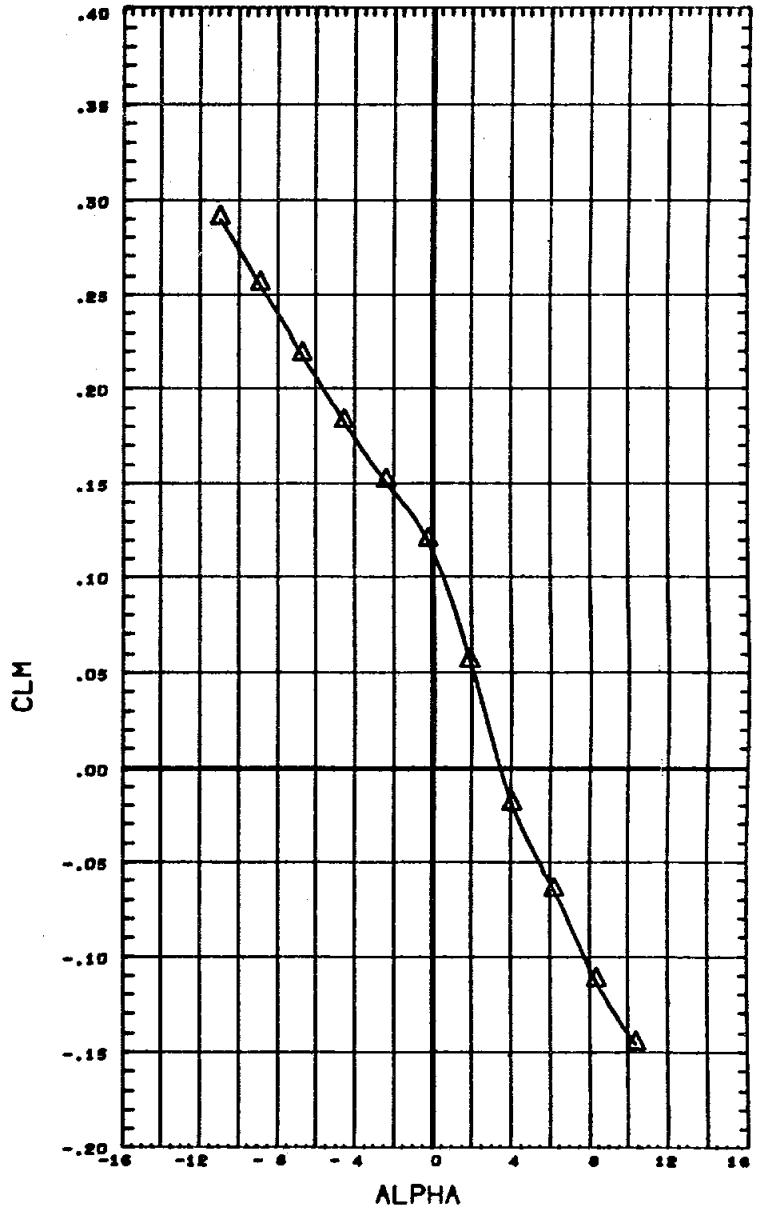
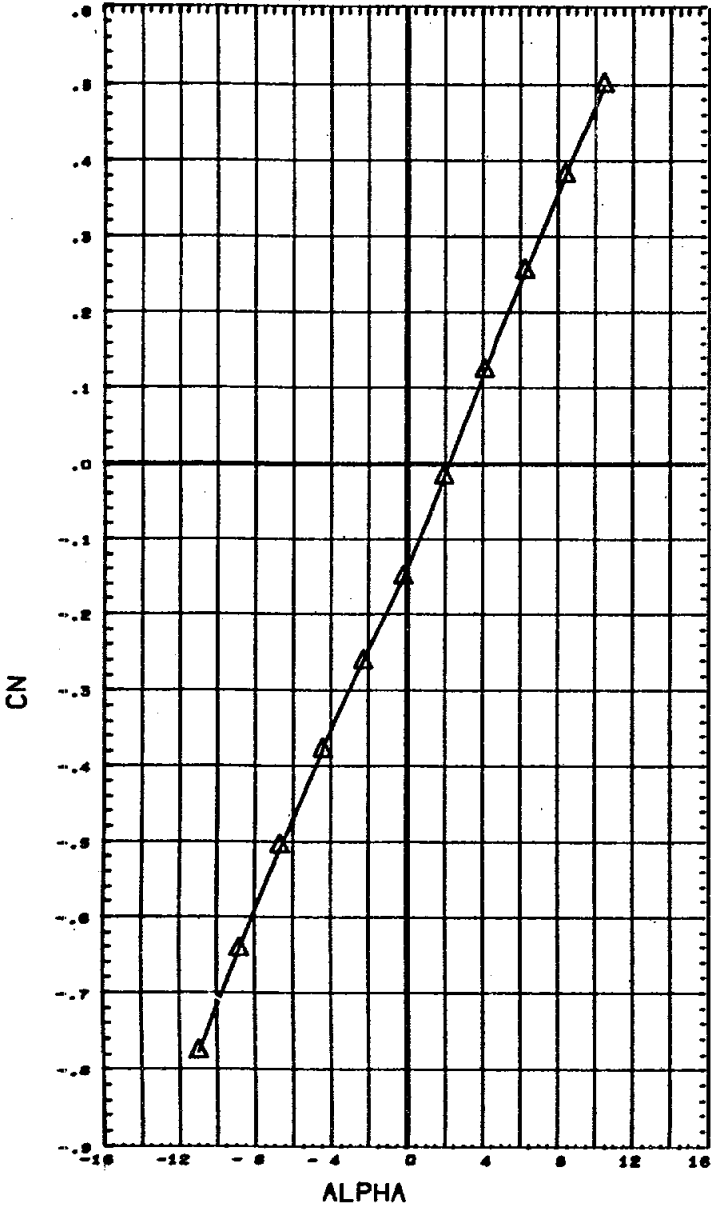


DATA SET SYMBOL CONFIGURATION DESCRIPTION
 (C77026) M556 (IA1) NAR ATP BL LV (O2) (T1) (S1)
 (C77016) DATA NOT AVAILABLE FOR ALL CONDITIONS

PHI	ORBINC	RUDDER	AILRON	REFERENCE INFORMATION
80.000	0.000	0.000	10.000	SREF 7.4190 SQ. IN.
80.000	0.000	0.000	0.000	LREF 5.3120 IN.
				BREF 5.3120 IN.
				XMRP 4.8200 IN.
				YMRP 0.0000 IN.
				ZMRP 0.0000 IN.
				SCALE 0.0040

MACH .80

EFFECT OF AILERON

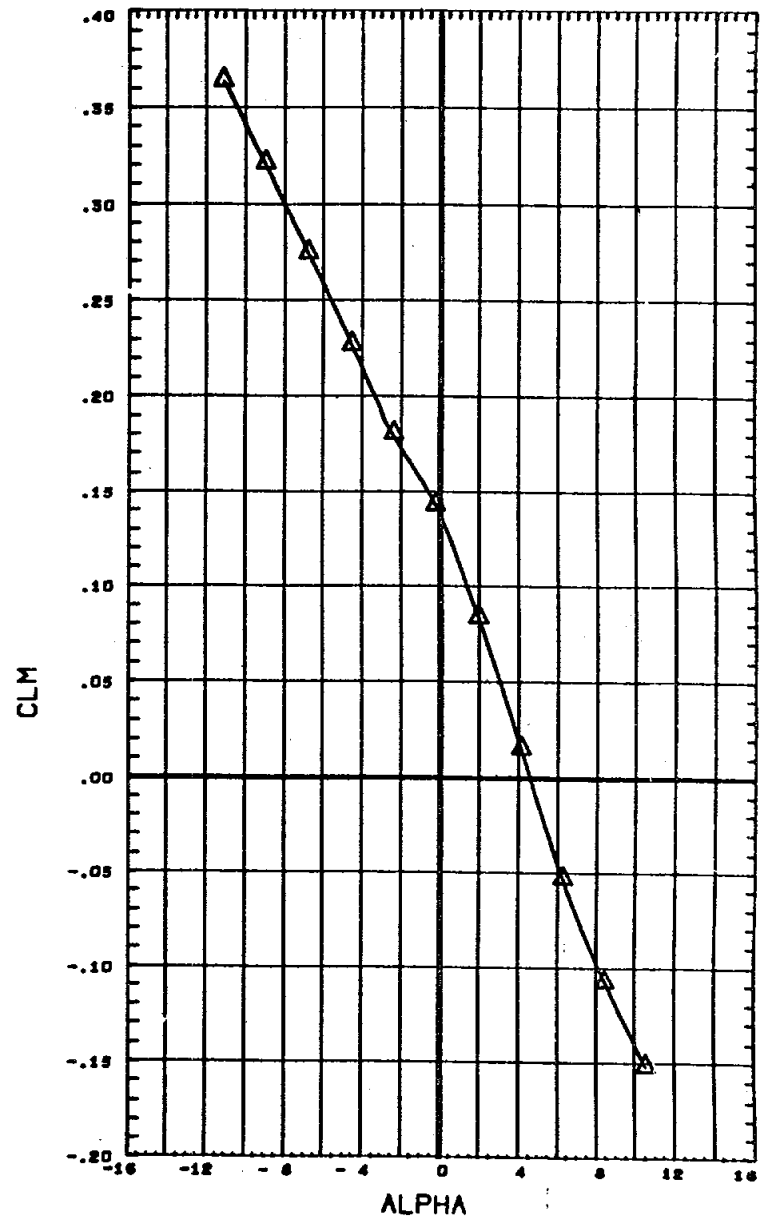
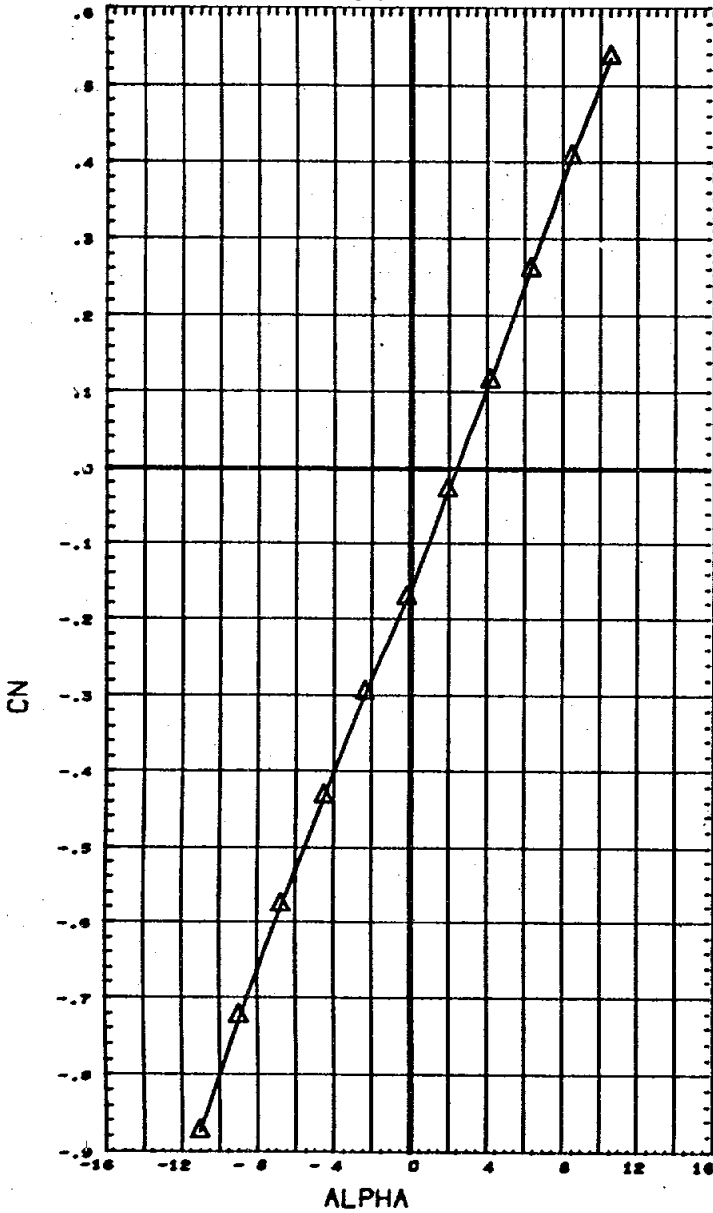


DATA SET SYMBOL CONFIGURATION DESCRIPTION
 (C77026) Ω DATA NOT AVAILABLE FOR ALL CONDITIONS
 (C77016) Δ M556 (IA1) MAR ATP BL LV (O2) (T1) (S1)

PHI	ORBINC	RUDDER	AILRON	REFERENCE INFORMATION	
80.000	0.000	0.000	10.000	SREF	7.4190 SQ. IN.
80.000	0.000	0.000	0.000	LREF	9.3120 IN.
				BREF	5.3120 IN.
				XMRP	4.8200 IN.
				YMRP	0.0000 IN.
				ZMRP	0.0000 IN.
				SCALE	0.0040

MACH .90

EFFECT OF AILERON

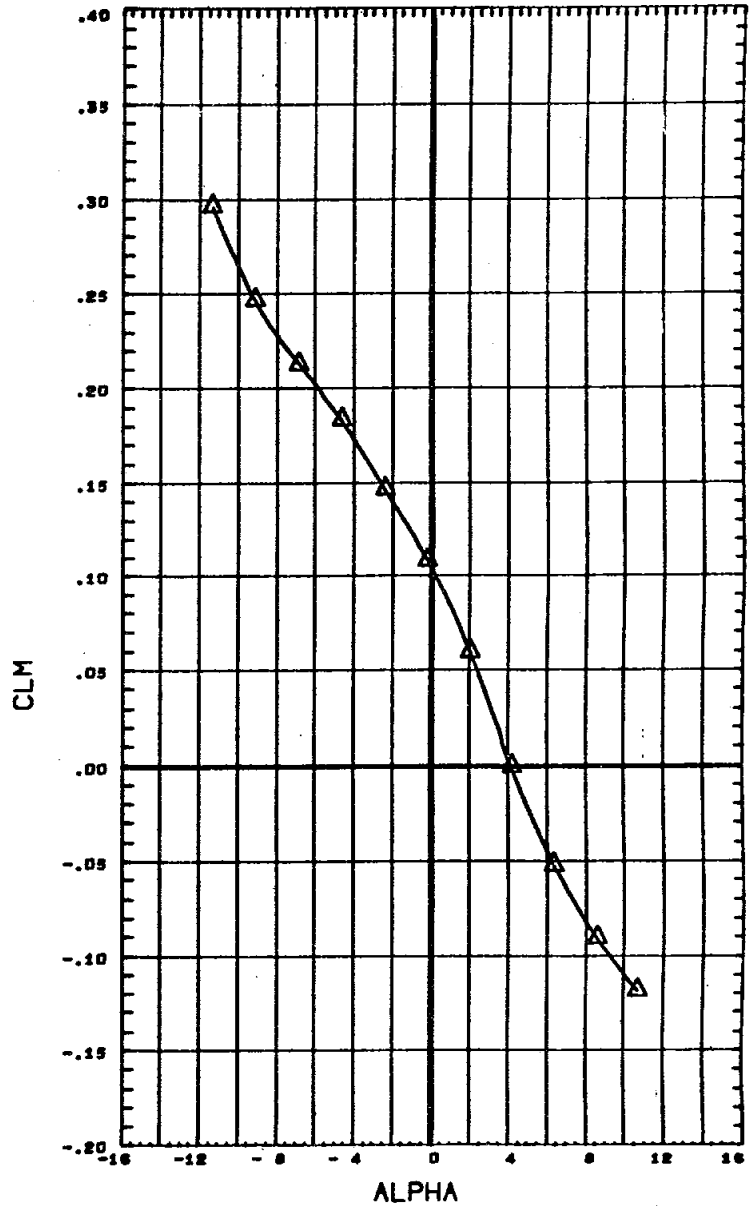
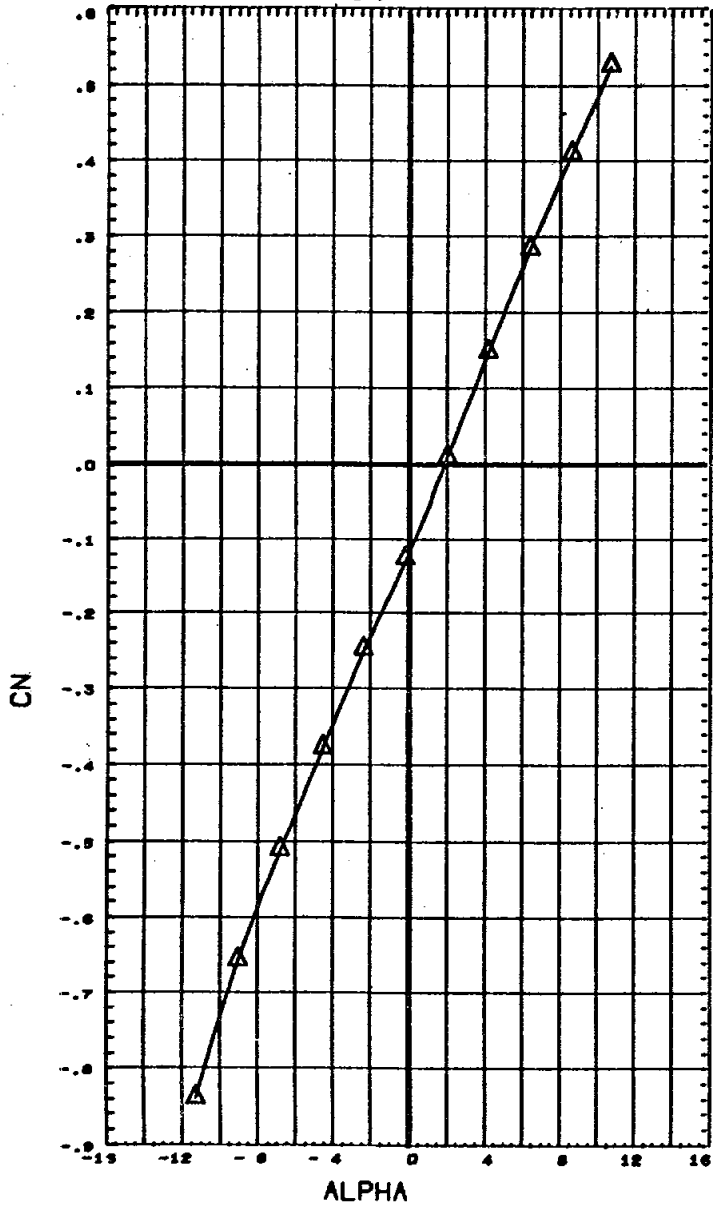


DATA SET SYMBOL CONFIGURATION DESCRIPTION
 (C77026) Q DATA NOT AVAILABLE FOR ALL CONDITIONS
 (C77016) A H556 (IA1) NAR ATP BL LV (O2) (T1) (S1)

PHI	ORBINC	RUDDER	AILRON	REFERENCE INFORMATION	
80.000	0.000	0.000	10.000	SREF	7.4190 SQ. IN.
80.000	0.000	0.000	0.000	LREF	5.3120 IN.
				BREF	5.3120 IN.
				XMRP	4.8200 IN.
				YMRP	0.0000 IN.
				ZMRP	0.0000 IN.
				SCALE	0.0040

MACH 1.00

EFFECT OF AILERON

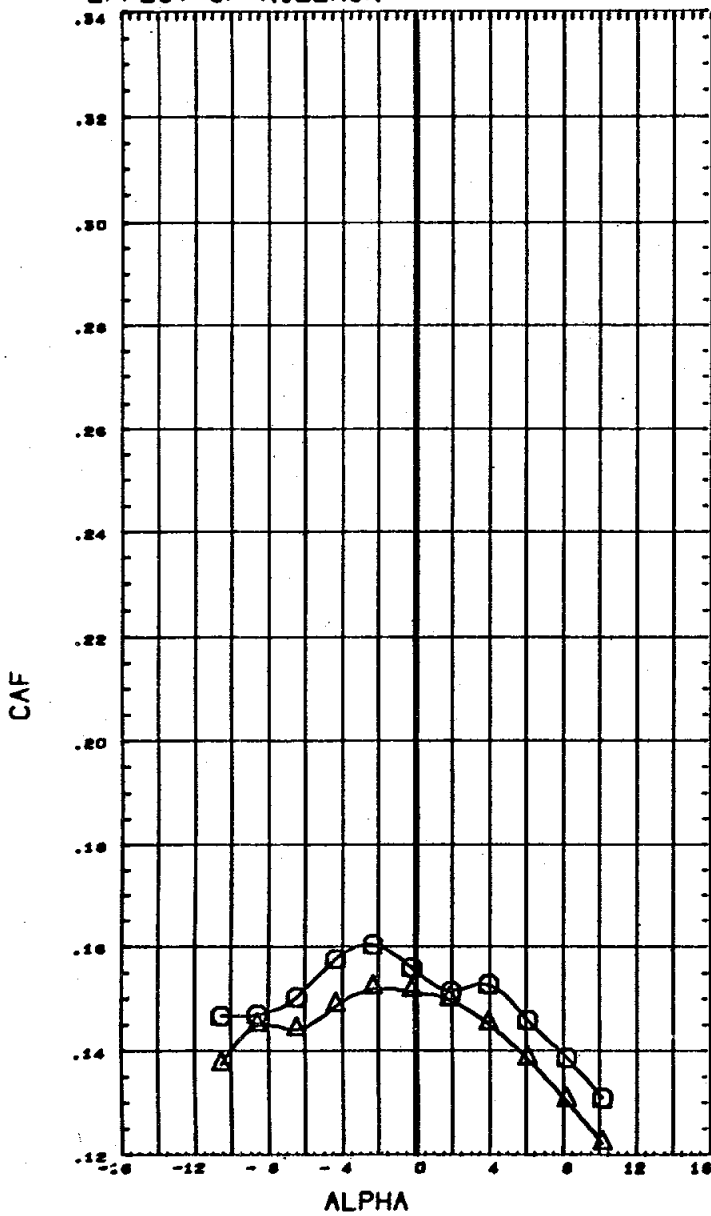


DATA SET SYMBOL CONFIGURATION DESCRIPTION
 (C77026) Q DATA NOT AVAILABLE FOR ALL CONDITIONS
 (C77016) Δ M556 (IA1) NAR ATP BL LV (O2) (T1) (S1)

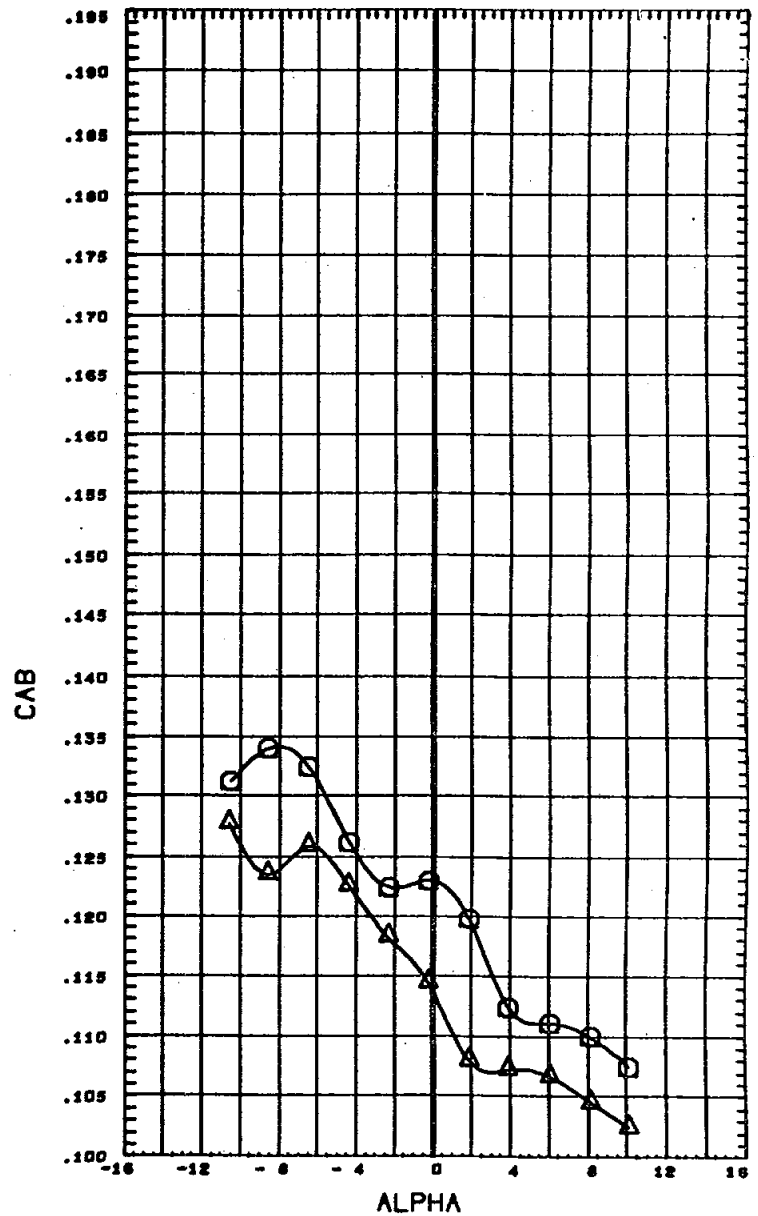
PHI	ORBINC	RUDDER	AILRON	REFERENCE INFORMATION
80.000	0.000	0.000	10.000	SREF 7.4190 Se. IN.
80.000	0.000	0.000	0.000	LREF 5.3120 IN.
				QREF 5.3120 IN.
				XHRP 4.8200 IN.
				YHRP 0.0000 IN.
				ZHRP 0.0000 IN.
				SCALE 0.0040

MACH 1.20

EFFECT OF AILERON



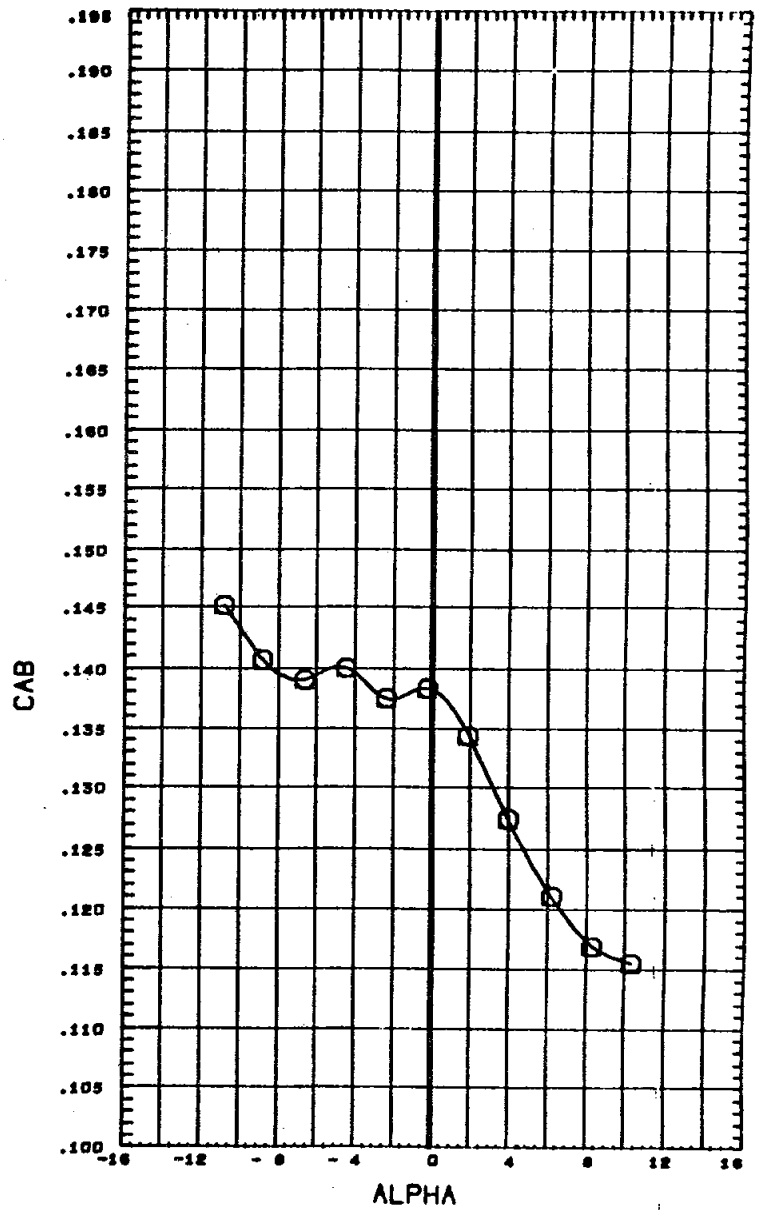
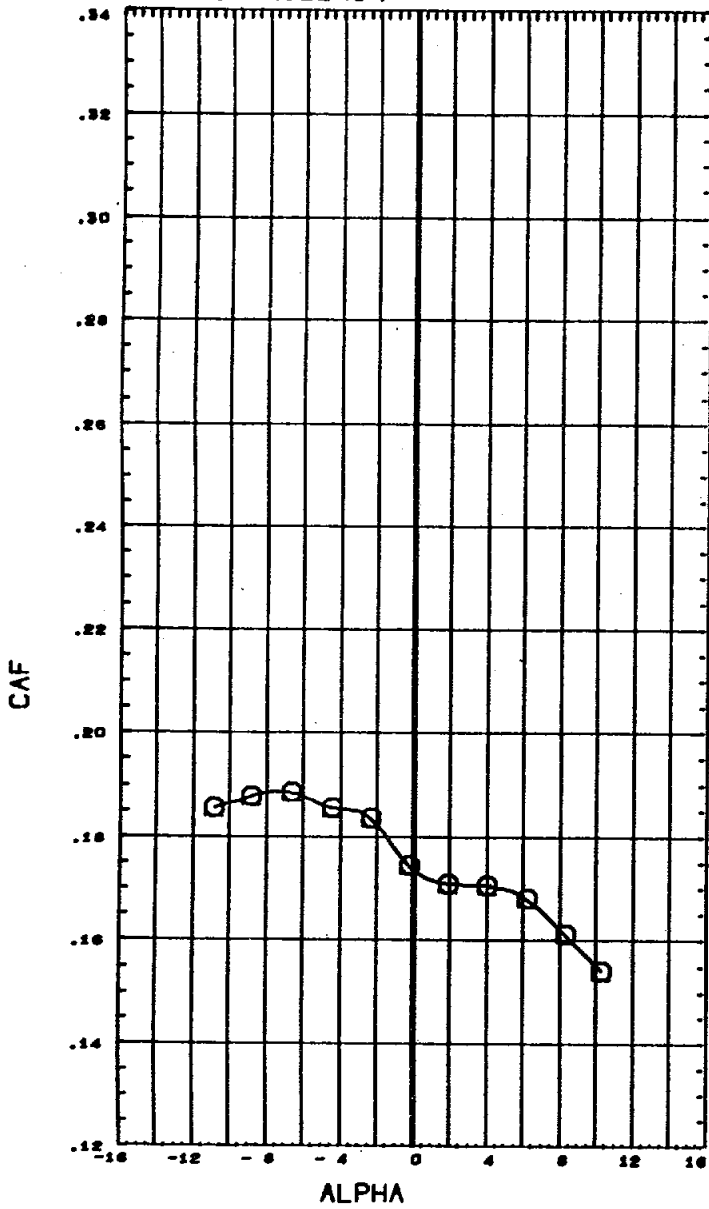
DATA SET SYMBOL CONFIGURATION DESCRIPTION
 (C77026) Ⓞ M556 (IA1) NAR ATP BL LV (O2) (T1) (S1)
 (C77016) ⓤ M556 (IA1) NAR ATP BL LV (O2) (T1) (S1)



PHI	ORBINC	RUDDER	AILRON	REFERENCE INFORMATION	
80.000	0.000	0.000	10.000	SREF	7.4190 sq. IN.
80.000	0.000	0.000	0.000	LREF	5.3120 IN.
				BREF	5.3120 IN.
				XMRP	4.8200 IN.
				YMRP	0.0000 IN.
				ZMRP	0.0000 IN.
				SCALE	0.0040

MACH .60

EFFECT OF AILERON

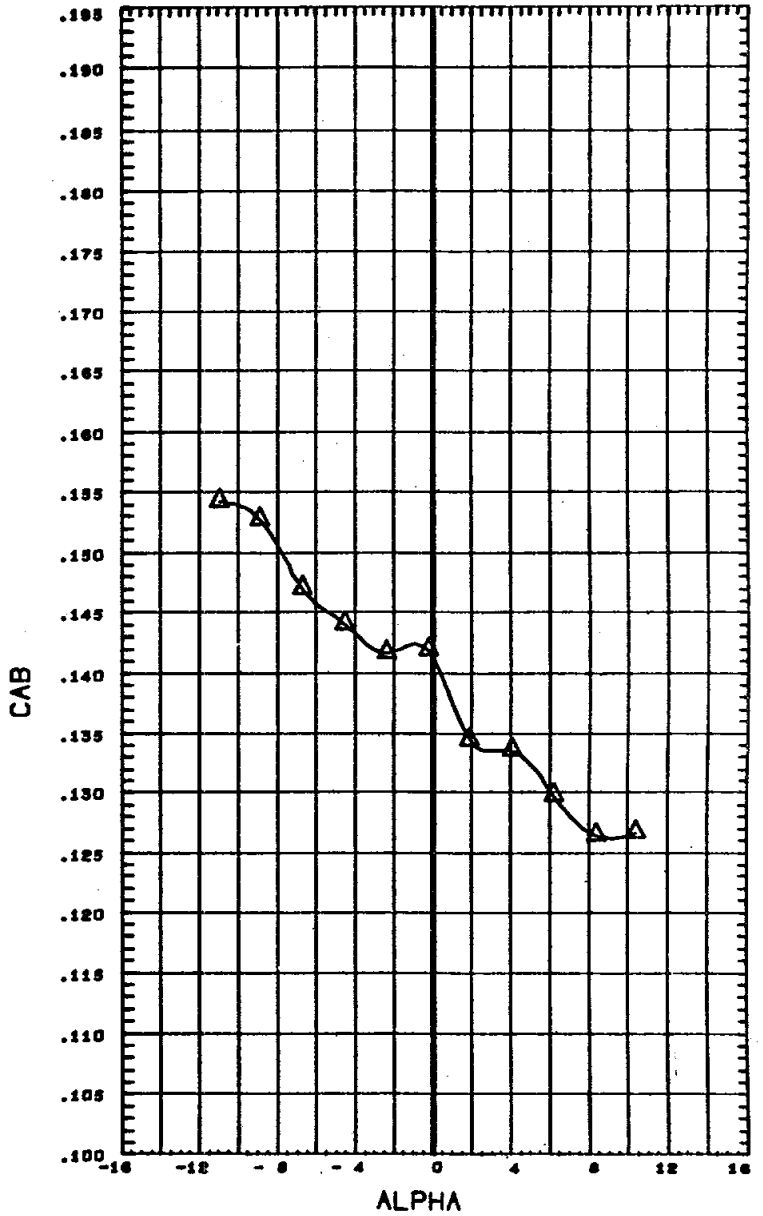
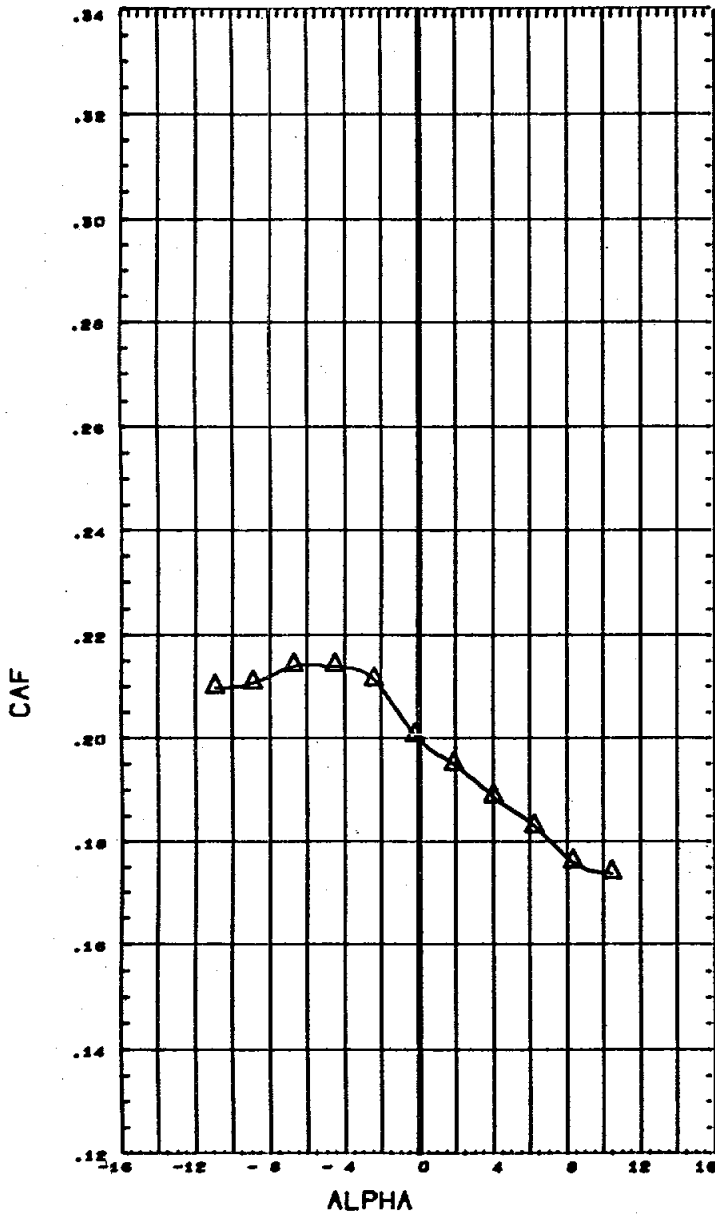


DATA SET SYMBOL CONFIGURATION DESCRIPTION
 (C77026) \square N556 (IA1) NAR ATP BL LV (O2) (T1) (S1)
 (C77016) \triangle DATA NOT AVAILABLE FOR ALL CONDITIONS

PHI	ORINC	RUDDER	AILRON	REFERENCE INFORMATION	
60.000	0.000	0.000	10.000	SREF	7.4190 sq. IN.
60.000	0.000	0.000	0.000	LREF	5.3120 IN.
				BREF	5.3120 IN.
				XHRP	4.8200 IN.
				YHRP	0.0000 IN.
				ZHRP	0.0000 IN.
				SCALE	0.0040

MACH .80

EFFECT OF AILERON

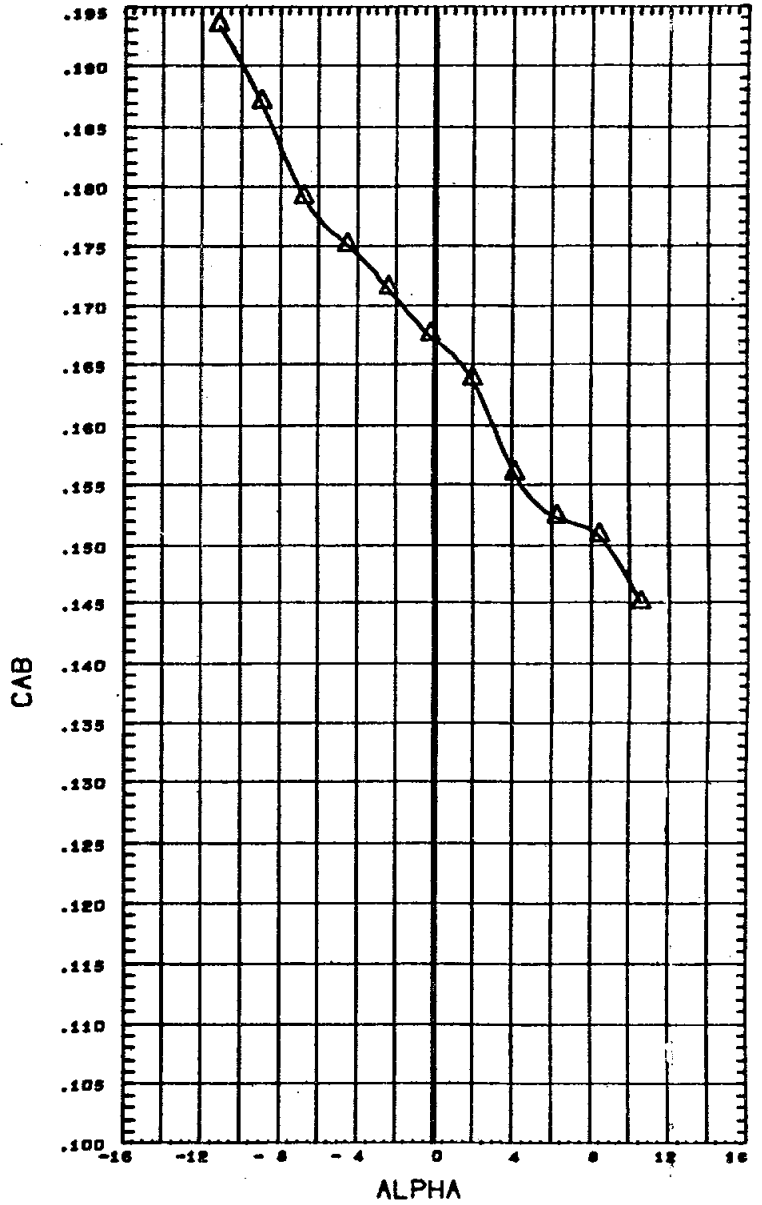
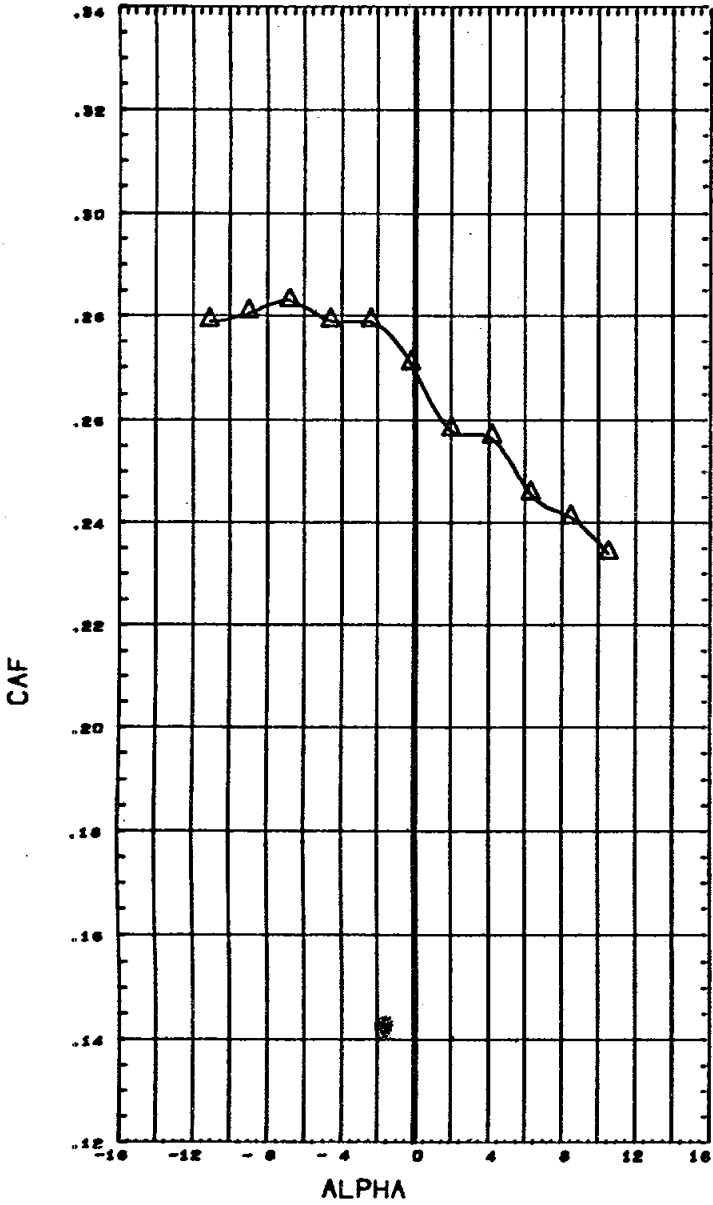


DATA SET SYMBOL CONFIGURATION DESCRIPTION
 (C77026) \square DATA NOT AVAILABLE FOR ALL CONDITIONS
 (C77016) \triangle N556 (IA1) NAR ATP BL LV (02) (T1) (S1)

PHI	ORBINC	RUDDER	AILRON	REFERENCE INFORMATION
80.000	0.000	0.000	10.000	SREF 7.4190 SQ. IN.
80.000	0.000	0.000	0.000	LREF 5.3120 IN.
				BREF 5.3120 IN.
				XNRP 4.8200 IN.
				YNRP 0.0000 IN.
				ZNRP 0.0000 IN.
				SCALE 0.0040

MACH .90

EFFECT OF AILERON

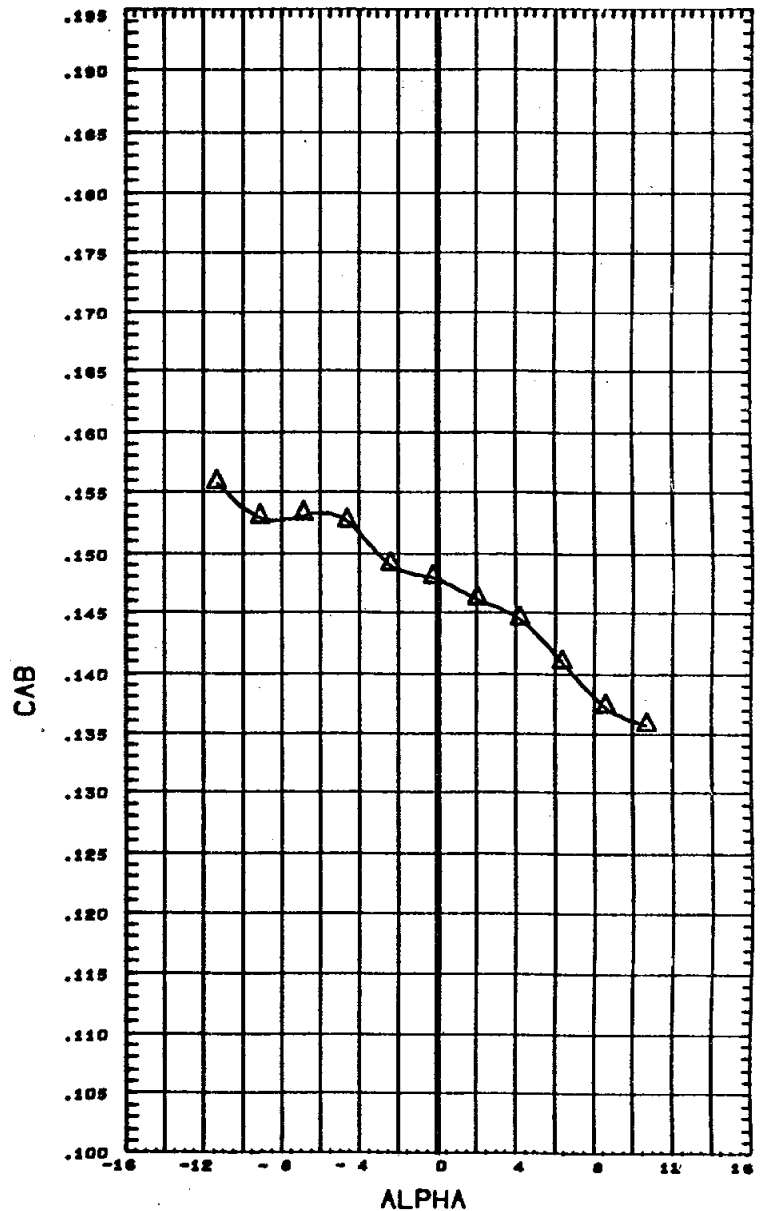
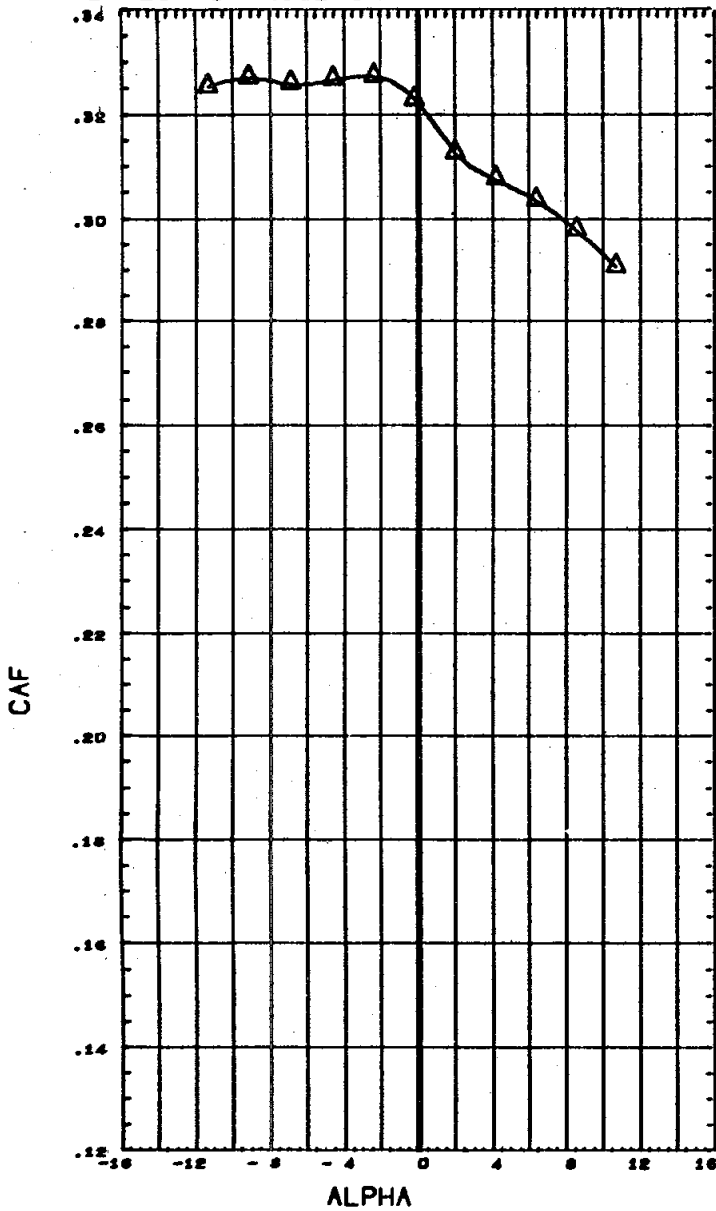


DATA SET SYMBOL CONFIGURATION DESCRIPTION
 (C77026) DATA NOT AVAILABLE FOR ALL CONDITIONS
 (C77016) MSS6 (IA1) NAR ATP BL LV (O2) (T1) (S1)

PHI	ORBINC	RUDDER	AILRON	REFERENCE INFORMATION
80.000	0.000	0.000	10.000	SREF 7.4190 98. IN.
80.000	0.000	0.000	0.000	LREF 5.3120 IN.
				BREF 5.3120 IN.
				XMRP 4.8200 IN.
				YMRP 0.0000 IN.
				ZMRP 0.0000 IN.
				SCALE 0.0040

MACH 1.00

EFFECT OF AILERON

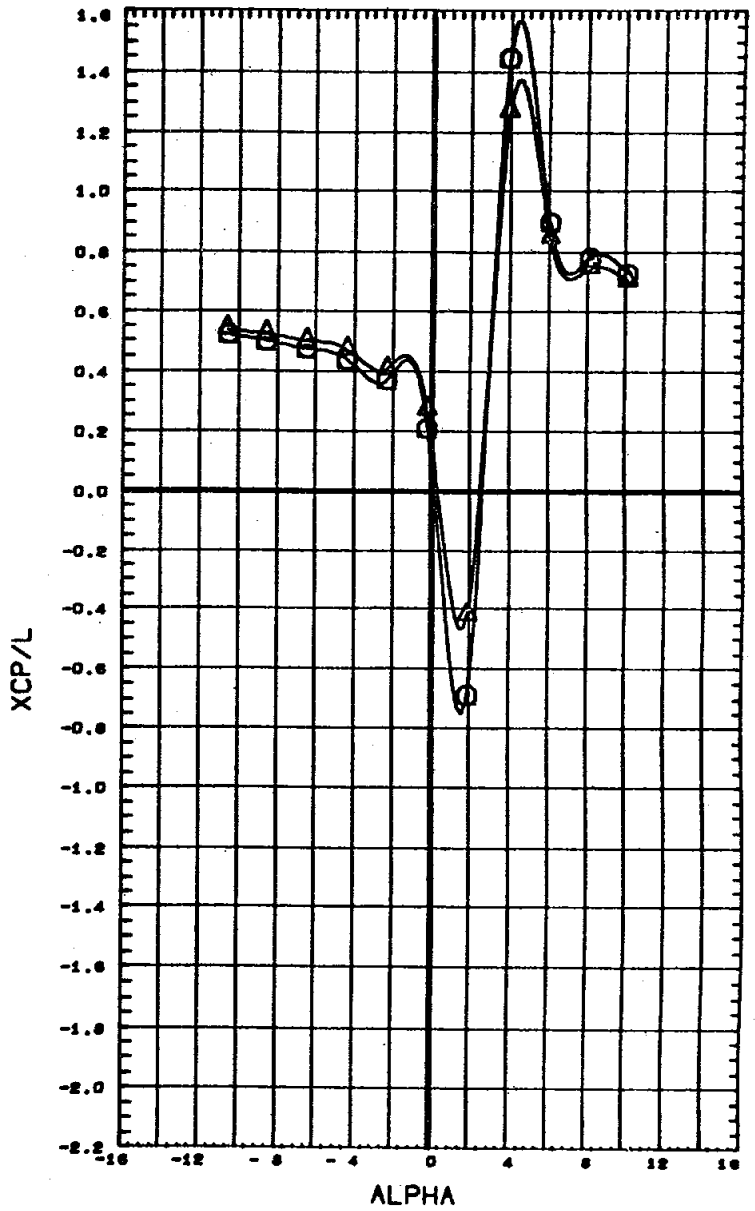
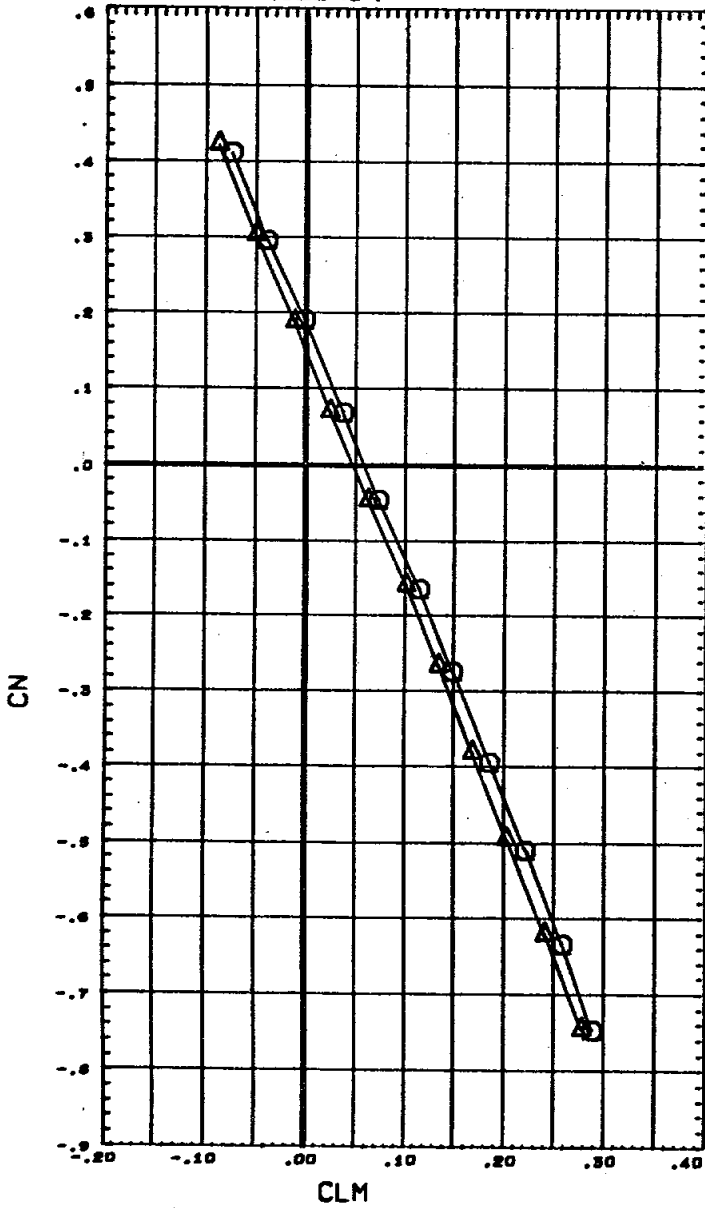


DATA SET SYMBOL CONFIGURATION DESCRIPTION
 (C77026) DATA NOT AVAILABLE FOR ALL CONDITIONS
 (C77016) M556 (IA1) NAR ATP BL LV (O2) (T1) (S1)

PHI	ORBINC	RUDDER	AILRON	REFERENCE INFORMATION
80.000	0.000	0.000	10.000	SREF 7.4190 SQ. IN.
80.000	0.000	0.000	0.000	LREF 9.3120 IN.
				BREF 9.3120 IN.
				XMRP 4.8200 IN.
				YMRP 0.0000 IN.
				ZMRP 0.0000 IN.
				SCALE 0.0040

MACH 1.20

EFFECT OF AILERON

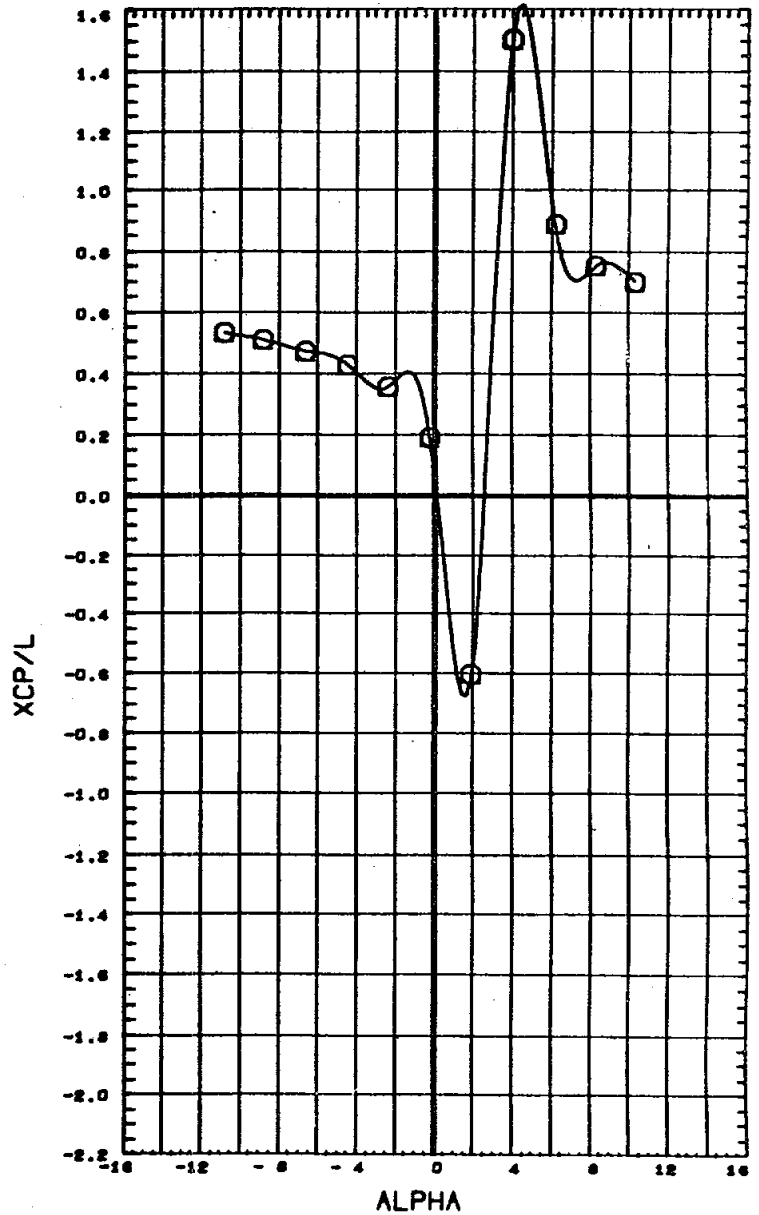
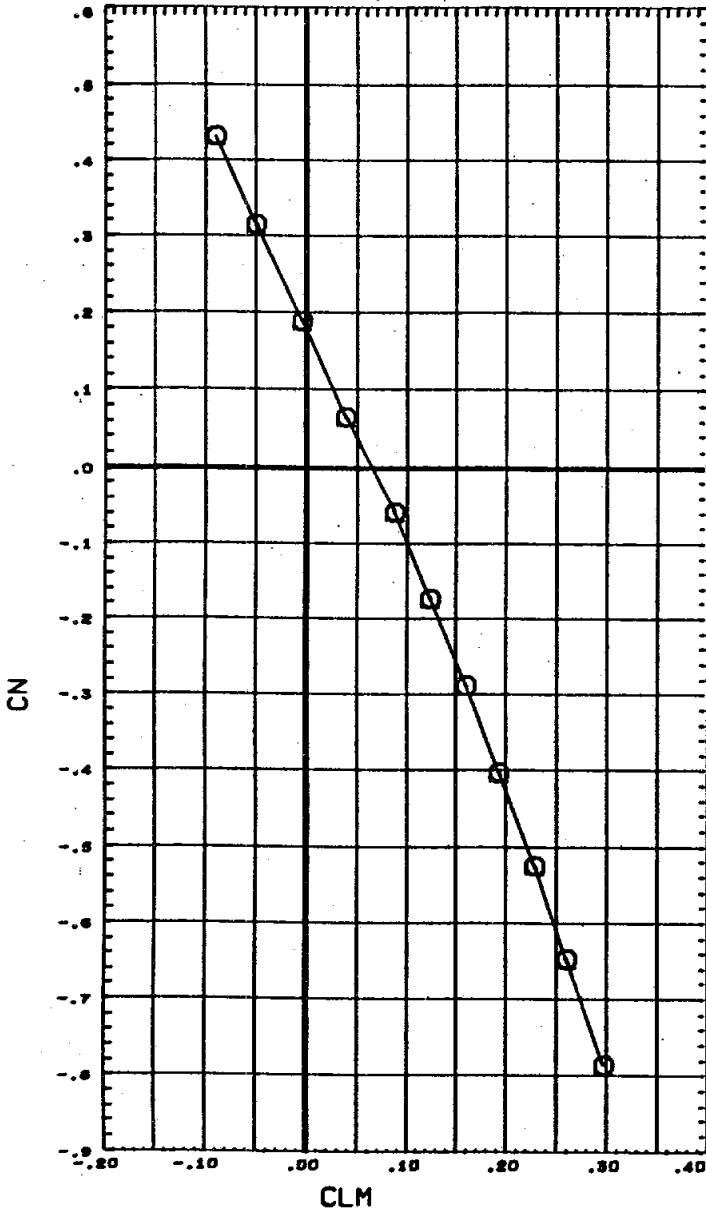


DATA SET SYMBOL CONFIGURATION DESCRIPTION
 (C77026) M556 (IA1) NAR ATP BL LV (O2) (T1) (S1)
 (C77016) M556 (IA1) NAR ATP BL LV (O2) (T1) (S1)

PHI	ORBINC	RUDDER	AILRON	REFERENCE INFORMATION
80.000	0.000	0.000	10.000	SREF 7.4190 sq. IN.
80.000	0.000	0.000	0.000	LREF 5.3120 IN.
				BREF 5.3120 IN.
				XMRP 4.6200 IN.
				YMRP 0.0000 IN.
				ZMRP 0.0000 IN.
				SCALE 0.0040

MACH .60

EFFECT OF AILERON

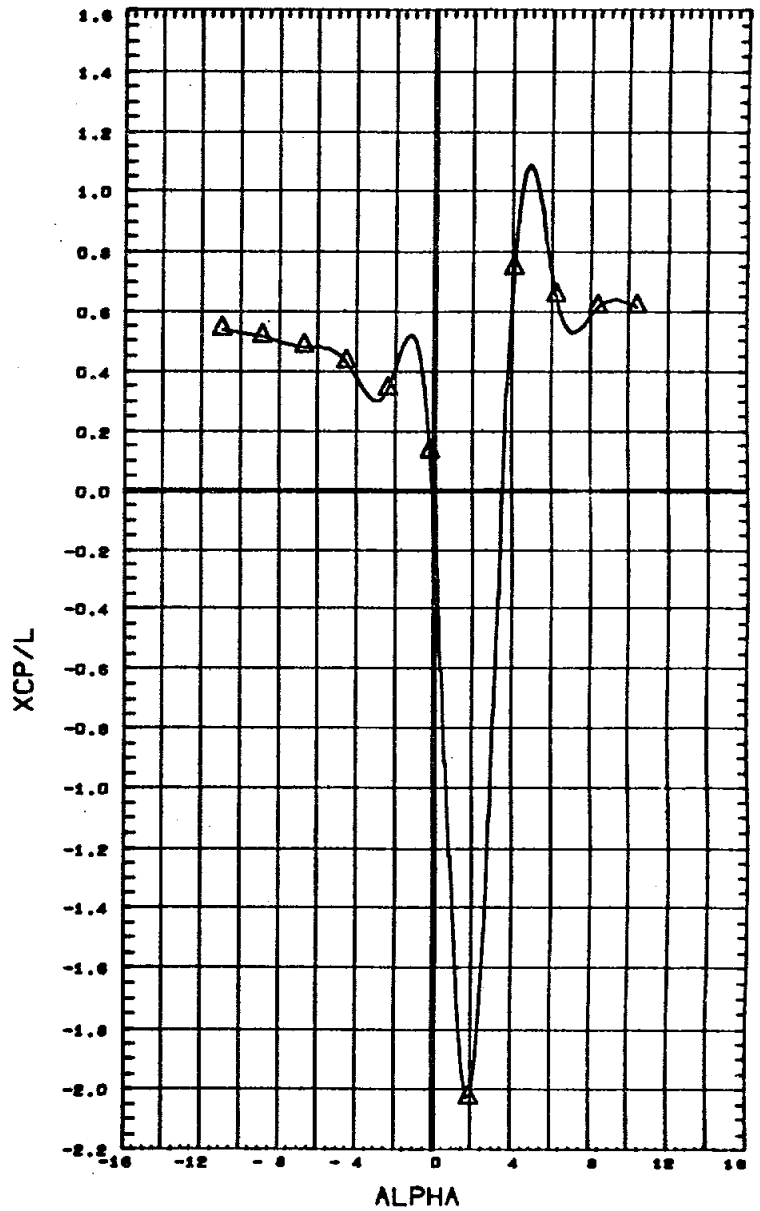
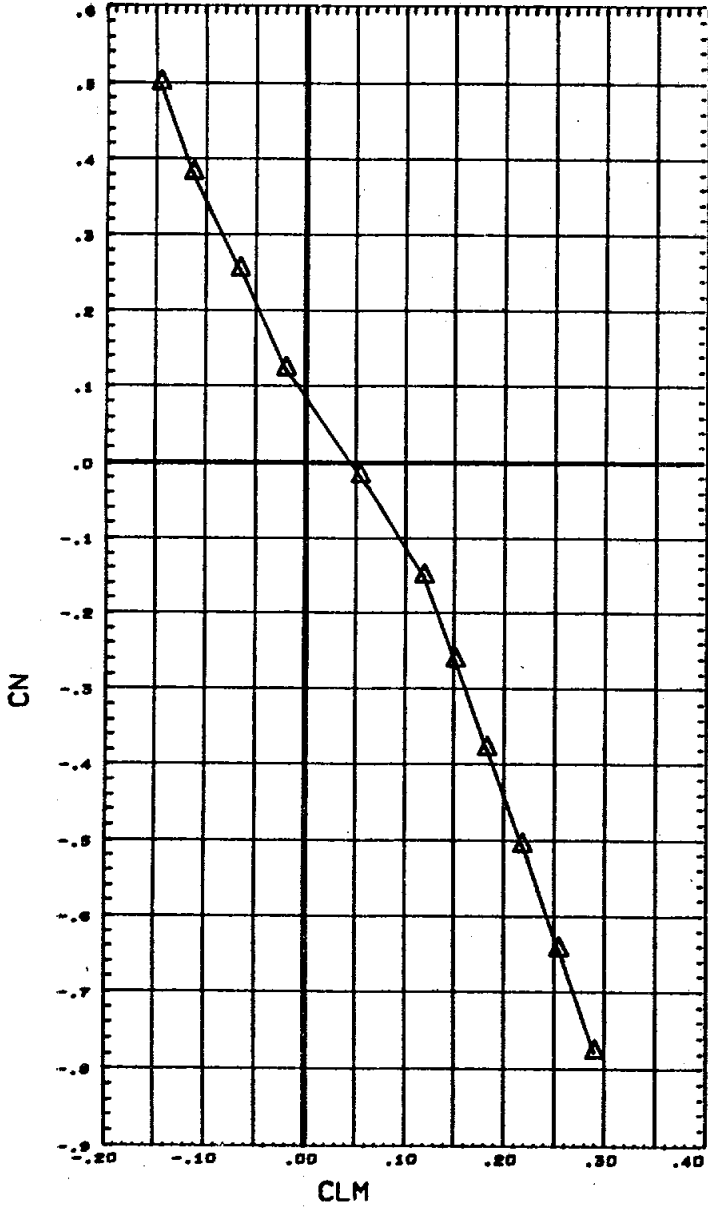


DATA SET SYMBOL CONFIGURATION DESCRIPTION
 (C77026) \square N556 (IA1) NAR ATP BL LV (O2) (T1) (S1)
 (C77018) \triangle DATA NOT AVAILABLE FOR ALL CONDITIONS

PHI	ORBINC	RUDDER	AILRON	REFERENCE INFORMATION	
60.000	0.000	0.000	10.000	SREF	7.4190 39. IN.
60.000	0.000	0.000	0.000	LREF	5.3120 IN.
				BREF	5.3120 IN.
				XMRP	4.8200 IN.
				YMRP	0.0000 IN.
				ZMRP	0.0000 IN.
				SCALE	0.0040

MACH .80

EFFECT OF AILERON

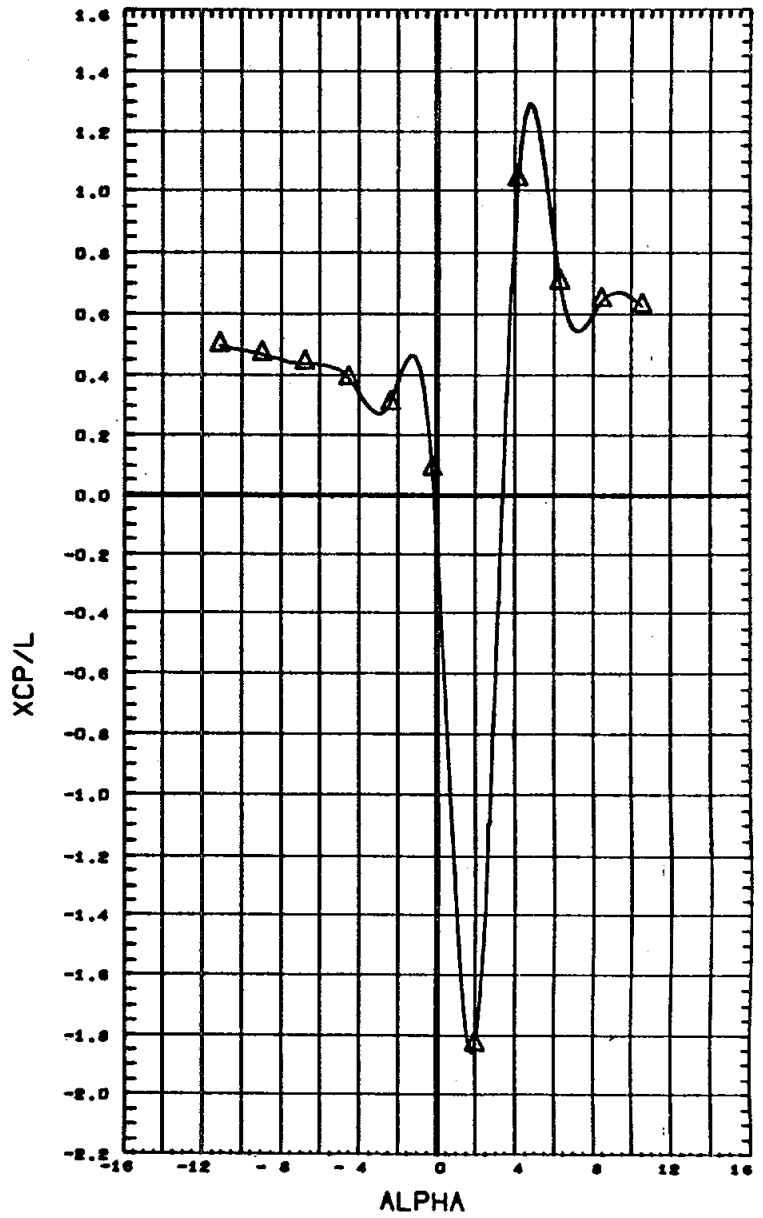
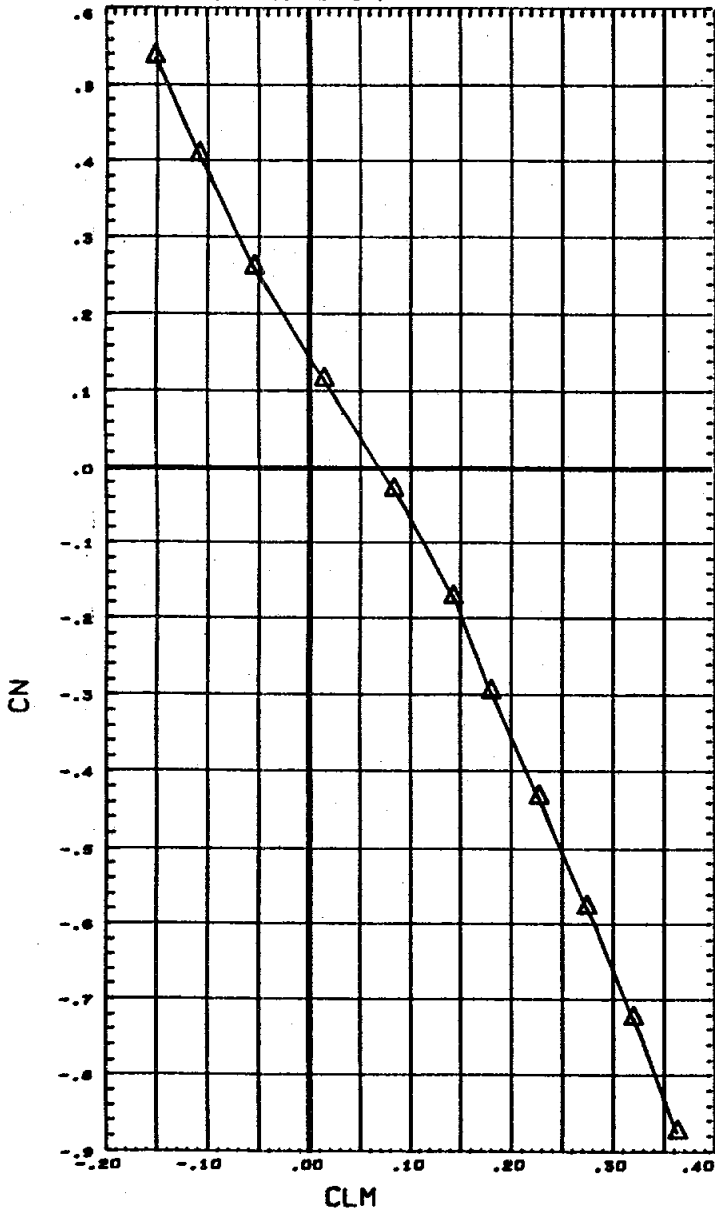


DATA SET SYMBOL CONFIGURATION DESCRIPTION
 (C77026) □ DATA NOT AVAILABLE FOR ALL CONDITIONS
 (C77016) △ M556 (IA1) NAR ATP BL LV (O2) (T1) (S1)

PHI	ORBINC	RUDDER	AILRON	REFERENCE INFORMATION
80.000	0.000	0.000	10.000	SREF 7.4100 sq. IN.
80.000	0.000	0.000	0.000	LREF 5.3120 IN.
				BREF 5.3120 IN.
				XMRP 4.6200 IN.
				YMRP 0.0000 IN.
				ZMRP 0.0000 IN.
				SCALE 0.0040

MACH .90

EFFECT OF AILERON

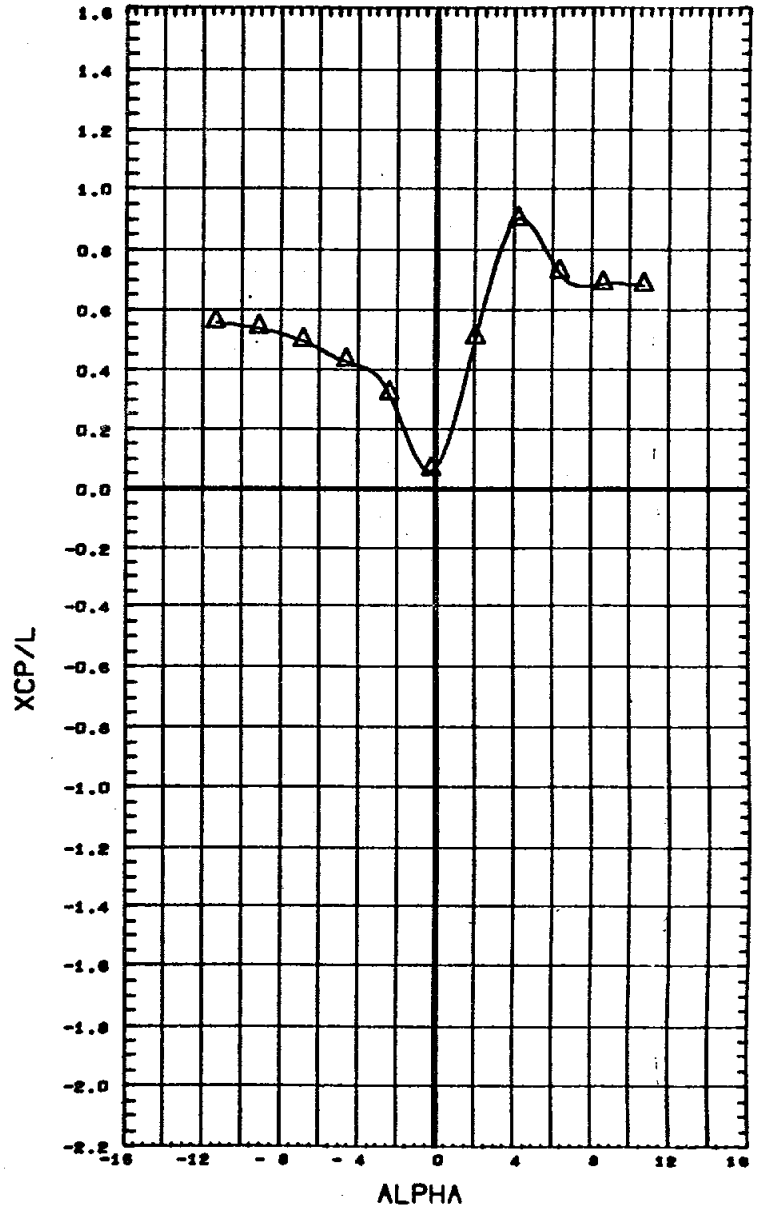
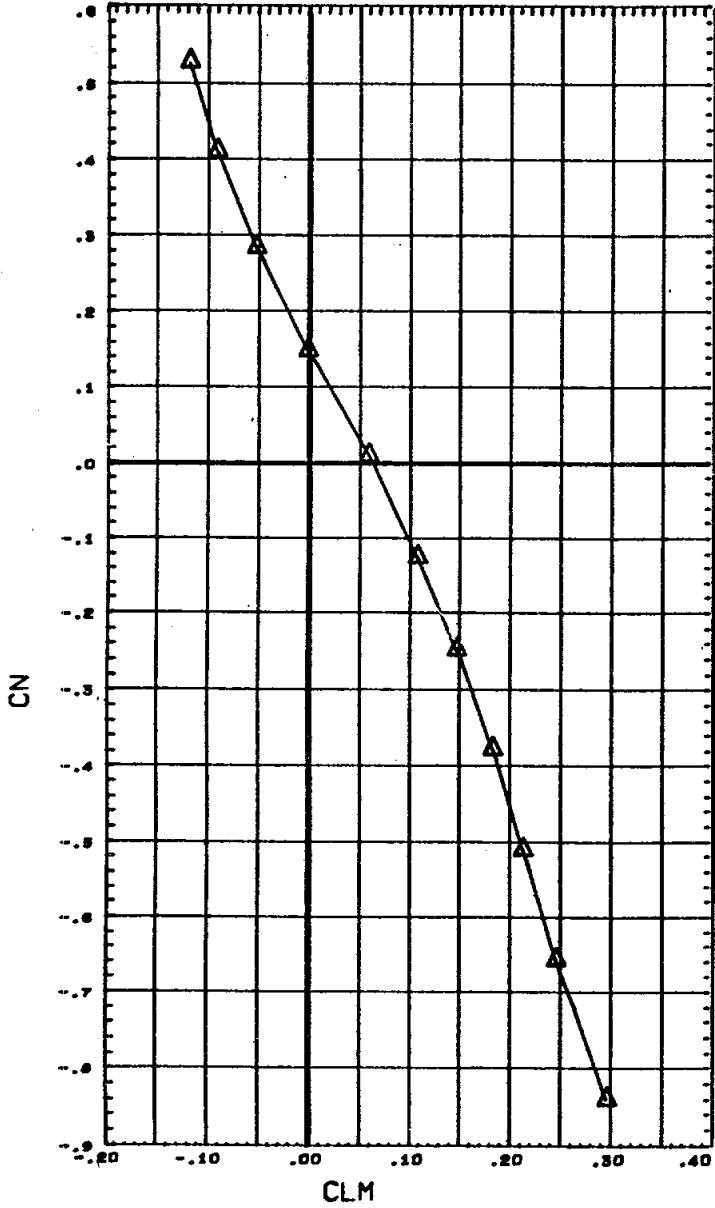


DATA SET SYMBOL CONFIGURATION DESCRIPTION
 (C77026) ○ DATA NOT AVAILABLE FOR ALL CONDITIONS
 (C77016) △ H556 (IA1) NAR ATP BL LV (O2) (T1) (S1)

PHI	ORBINC	RUDDER	AILRON	REFERENCE INFORMATION
80.000	0.000	0.000	10.000	SREF 7.4190 30. IN.
80.000	0.000	0.000	0.000	LREF 5.3120 IN.
				BREF 5.3120 IN.
				XMRP 4.8200 IN.
				YMRP 0.0000 IN.
				ZMRP 0.0000 IN.
				SCALE 0.0040

MACH 1.00

EFFECT OF AILERON

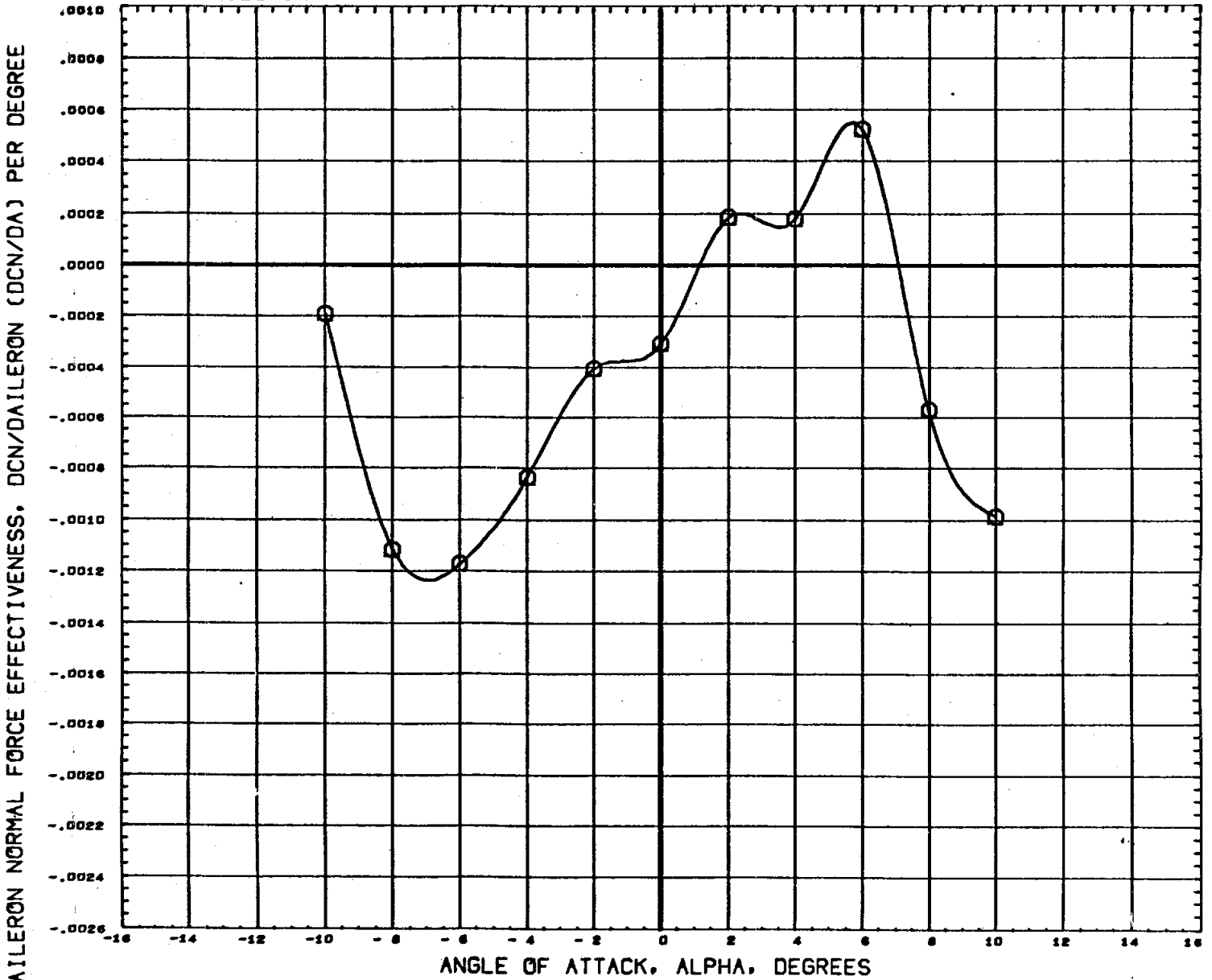


DATA SET SYMBOL CONFIGURATION DESCRIPTION
 (C77026) Ω DATA NOT AVAILABLE FOR ALL CONDITIONS
 (C77016) Δ M556 (IA1) NAR ATP BL LV (O2) (T1) (S1)

PHI	ORBINC	RUDDER	AILRON	REFERENCE INFORMATION
80.000	0.000	0.000	10.000	SREF 7.4190 30. IN.
80.000	0.000	0.000	0.000	LREF 5.3120 IN.
				BREF 5.3120 IN.
				XMRP 4.8200 IN.
				YMRP 0.0000 IN.
				ZMRP 0.0000 IN.
				SCALE 0.0040

MACH 1.20

EFFECT OF AILERON



DATA SET SYMBOL CONFIGURATION DESCRIPTION
 (F77C26) ○ M556 (IA1) NAR ATP BL LV (O2) (T1) (S1)

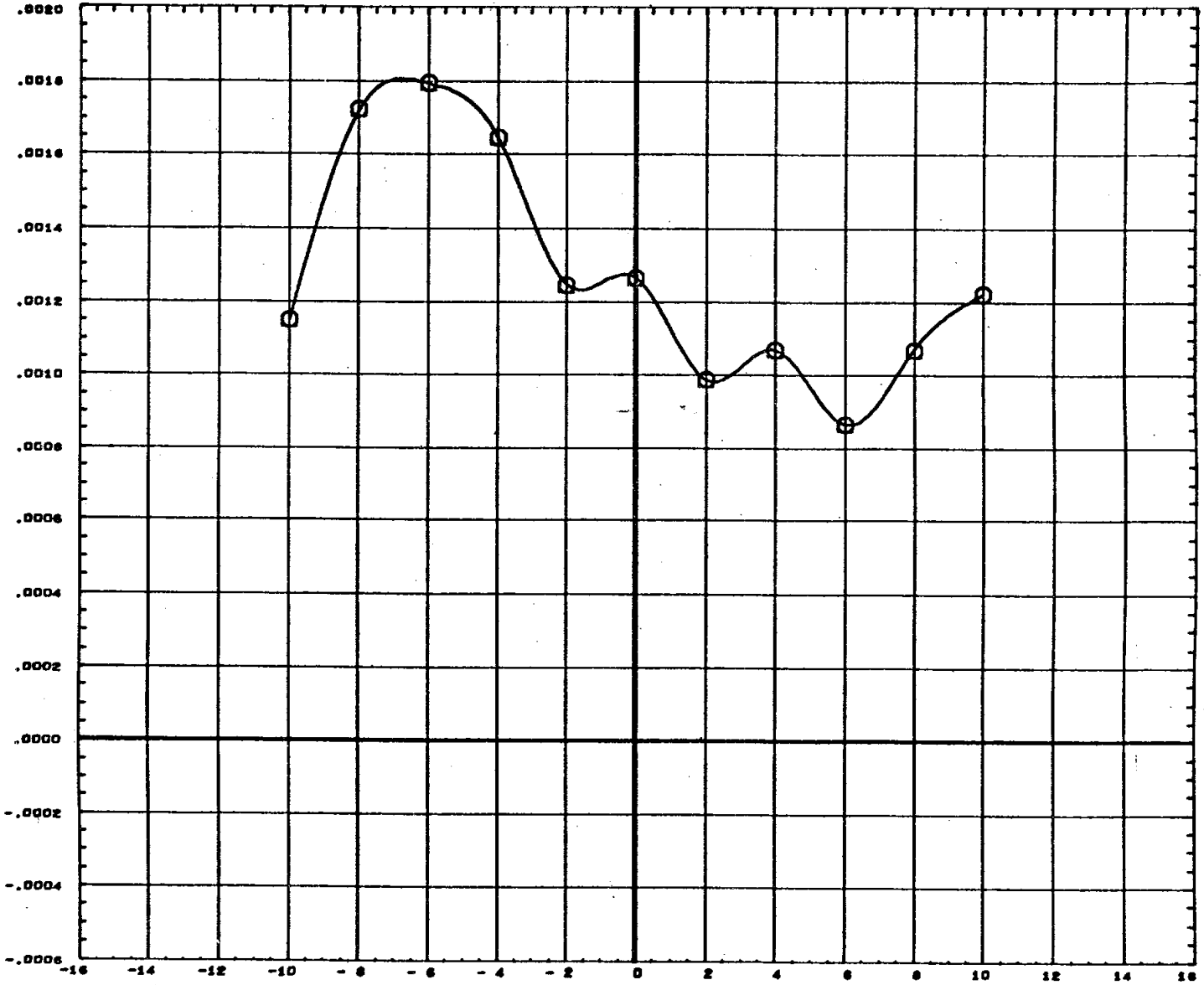
PHI ORBINC RUDDER DA
 80.000 0.000 0.000 10.000

REFERENCE INFORMATION
 SREF 7.4190 30. IN.
 LREF 5.3120 IN.
 BREF 5.3120 IN.
 XMRP 4.8200 IN.
 YMRP 0.0000 IN.
 ZMRP 0.0000 IN.
 SCALE 0.0040

MACH .60

EFFECT OF AILERON

DERIVATIVE OF PITCHING MOMENT WITH RESPECT TO AILERON, DCLMDA



ANGLE OF ATTACK, ALPHA, DEGREES

DATA SET SYMBOL: (F77C26) \bigcirc CONFIGURATION DESCRIPTION: M556 (IA1) NAR ATP BL LV (O2) (T1) (S1)

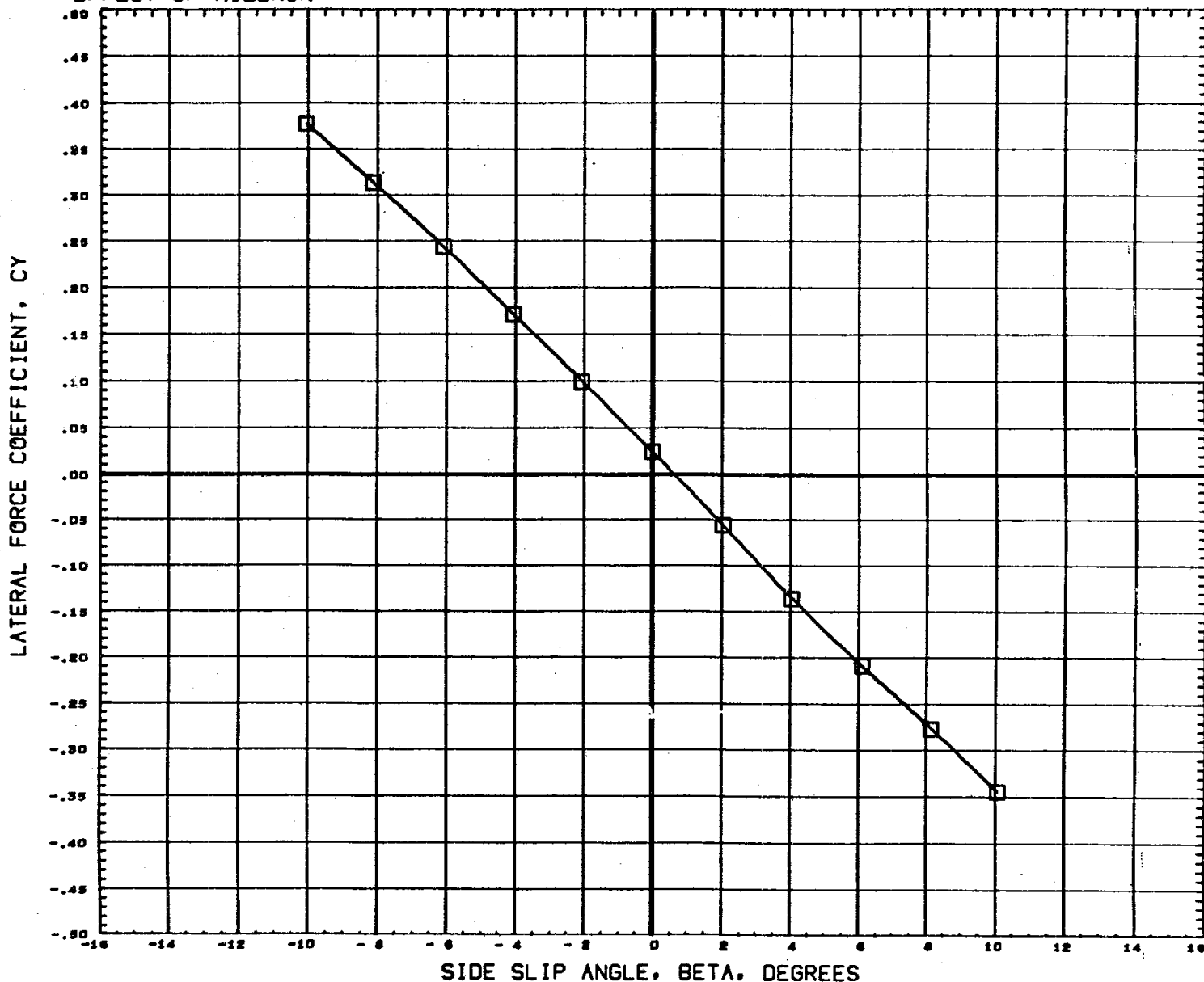
PHI: 80.000 ORBINC: 0.000 RUDDER: 0.000 DA: 10.000

REFERENCE INFORMATION
 SREF: 7.4190 SQ. IN.
 LREF: 5.3120 IN.
 BREF: 5.3120 IN.
 XMRP: 4.8200 IN.
 YMRP: 0.0000 IN.
 ZMRP: 0.0000 IN.
 SCALE: 0.0040

MACH .60

PAGE 410

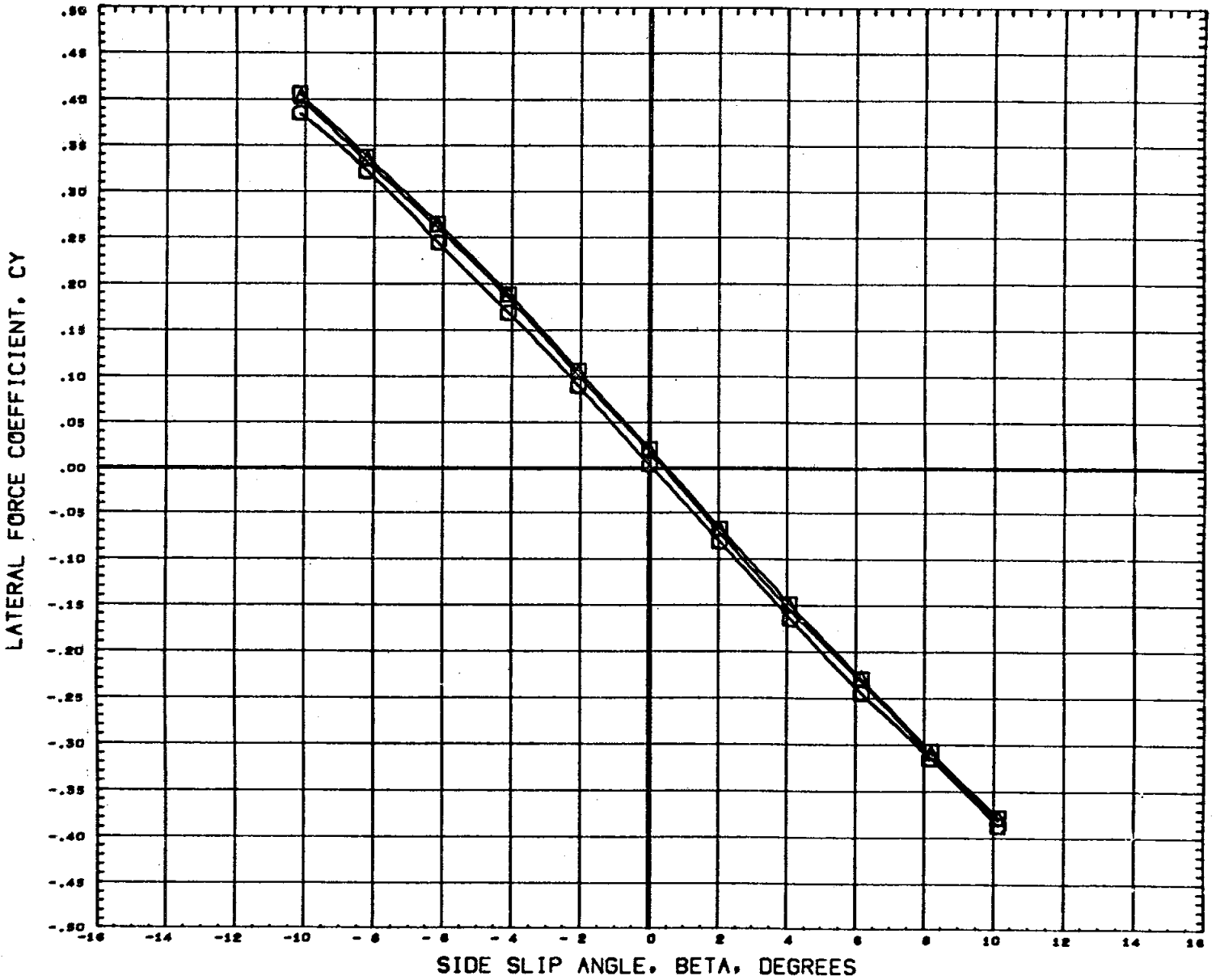
EFFECT OF AILERON



DATA SET SYMBOL	CONFIGURATION DESCRIPTION	PHI	ORINC	RUDDER	AILRON	REFERENCE INFORMATION
(A77025)	DATA NOT AVAILABLE FOR ALL CONDITIONS	80.000	0.000	0.000	10.000	SREF 7.4190 SW. IN.
(A77015)	DATA NOT AVAILABLE FOR ALL CONDITIONS	80.000	0.000	0.000	0.000	LREF 5.3120 IN.
(A77035)	DATA NOT AVAILABLE FOR ALL CONDITIONS	80.000	-1.200	0.000	10.000	BREF 5.3120 IN.
(A77019)	M556 (IA1) NAR ATP BL LV (01) (71) (81)	80.000	-1.200	0.000	0.000	XMRP 4.8200 IN. YMRP 0.0000 IN. ZMRP 0.0000 IN. SCALE 0.0040

MACH .60

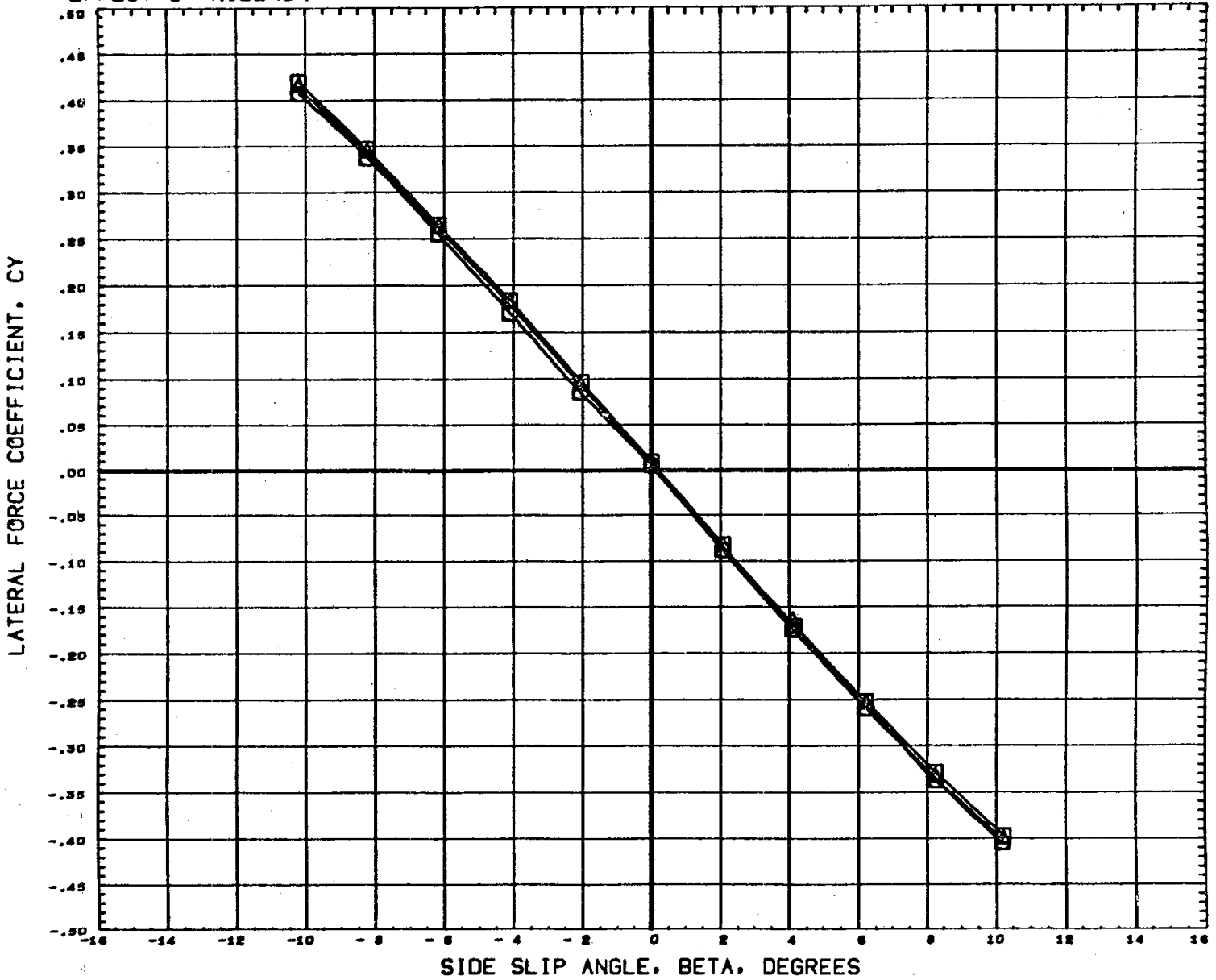
EFFECT OF AILERON



DATA SET SYMBOL	CONFIGURATION DESCRIPTION	PHI	ORBINC	RUDDER	AILRON	REFERENCE INFORMATION	
(A77025)	M556 (IA1) NAR ATP BL LV (O1) (T1) (S1)	80.000	0.000	0.000	10.000	SREF	7.4190 SQ. IN.
(A77015)	M556 (IA1) NAR ATP BL LV (O1) (T1) (S1)	80.000	0.000	0.500	0.000	LREF	5.3120 IN.
(A77035)	DATA NOT AVAILABLE FOR ALL CONDITIONS	80.000	-1.200	0.000	10.000	SREF	5.3120 IN.
(A77019)	M556 (IA1) NAR ATP BL LV (O1) (T1) (S1)	80.000	-1.200	0.000	0.000	XMRP	4.8200 IN.
						YMRP	0.0000 IN.
						ZMRP	0.0000 IN.
						SCALE	0.0040

MACH .80

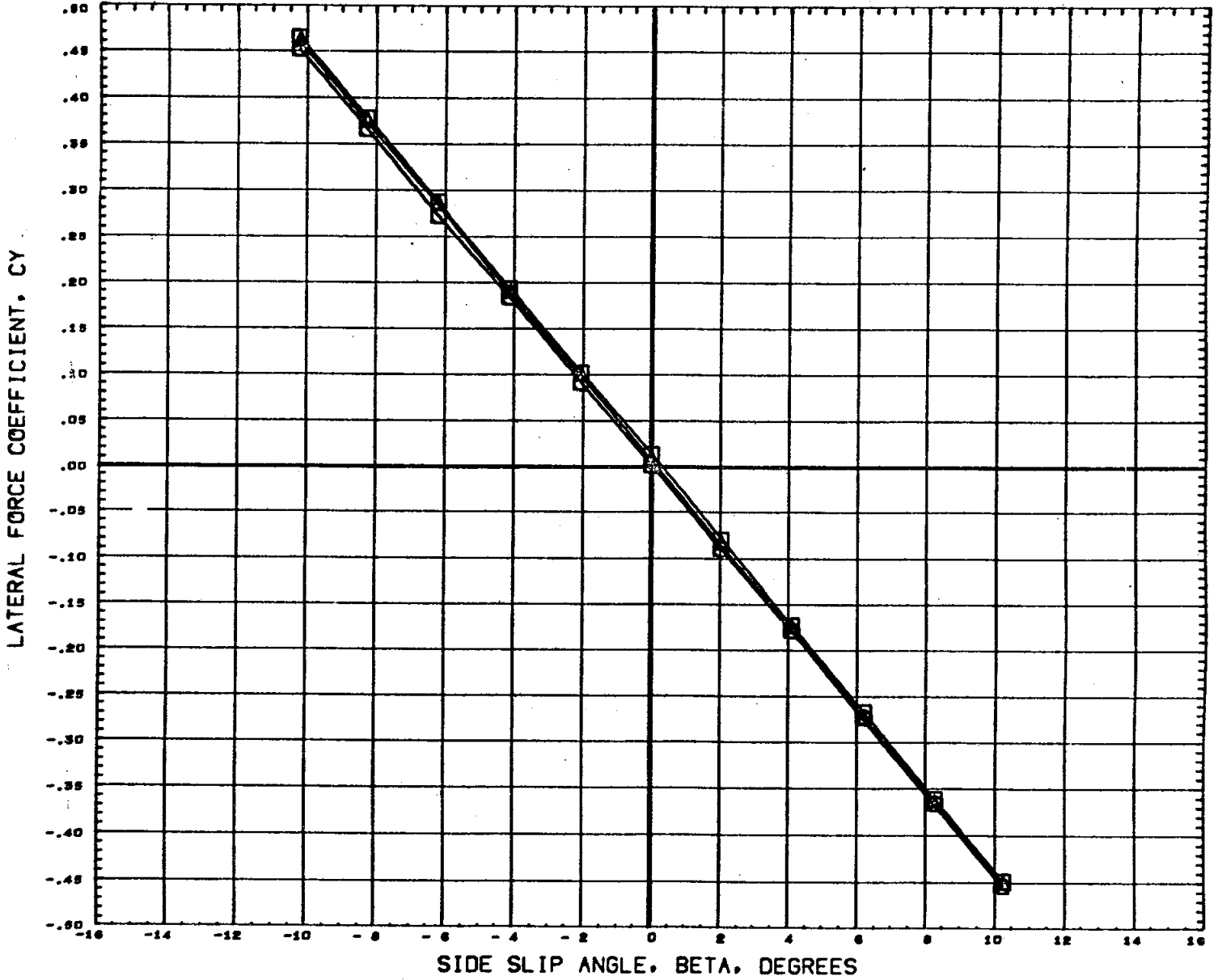
EFFECT OF AILERON



DATA SET SYMBOL	CONFIGURATION DESCRIPTION	PHI	ORBINC	RUDDER	AILRON	REFERENCE INFORMATION
(A77025)	M556 (IA1) NAR ATP BL LV (O1) (T1) (S1)	80.000	0.000	0.000	10.000	SREF 7.4190 SQ. IN.
(A77015)	M556 (IA1) NAR ATP BL LV (O1) (T1) (S1)	80.000	0.000	0.000	0.000	LREF 5.3120 IN.
(A77035)	DATA NOT AVAILABLE FOR ALL CONDITIONS	80.000	-1.200	0.000	10.000	BREF 5.3120 IN.
(A77019)	M556 (IA1) NAR ATP BL LV (O1) (T1) (S1)	80.000	-1.200	0.000	0.000	XHRP 4.6200 IN. YHRP 0.0000 IN. ZHRP 0.0000 IN. SCALE 0.0040

MACH .90

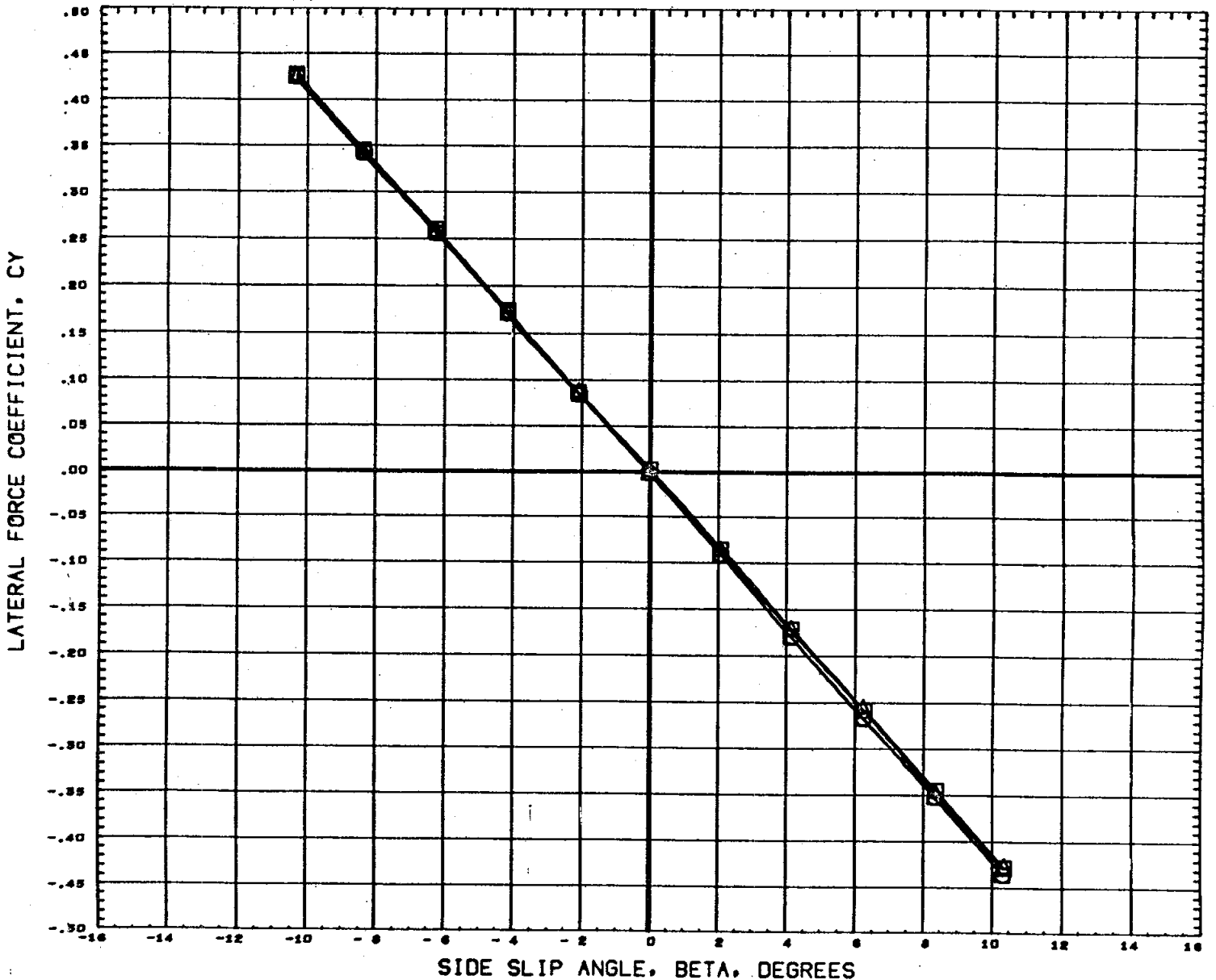
EFFECT OF AILERON



DATA SET SYMBOL	CONFIGURATION DESCRIPTION	PHI	ORBINC	RUDDER	AILRON	REFERENCE INFORMATION	
(A77025)	M556 (IA1) NAR ATP BL LV (O1) (T1) (S1)	80.000	0.000	0.000	10.000	SREF	7.4190 36. IN.
(A77015)	M556 (IA1) NAR ATP BL LV (O1) (T1) (S1)	80.000	0.000	0.000	0.000	LREF	5.3120 IN.
(A77035)	DATA NOT AVAILABLE FOR ALL CONDITIONS	80.000	-1.200	0.000	10.000	BREF	5.3120 IN.
(A77019)	M556 (IA1) NAR ATP BL LV (O1) (T1) (S1)	80.000	-1.200	0.000	0.000	XMRP	4.8200 IN.
						YMRP	0.0000 IN.
						ZMRP	0.0000 IN.
						SCALE	0.0040

MACH 1.00

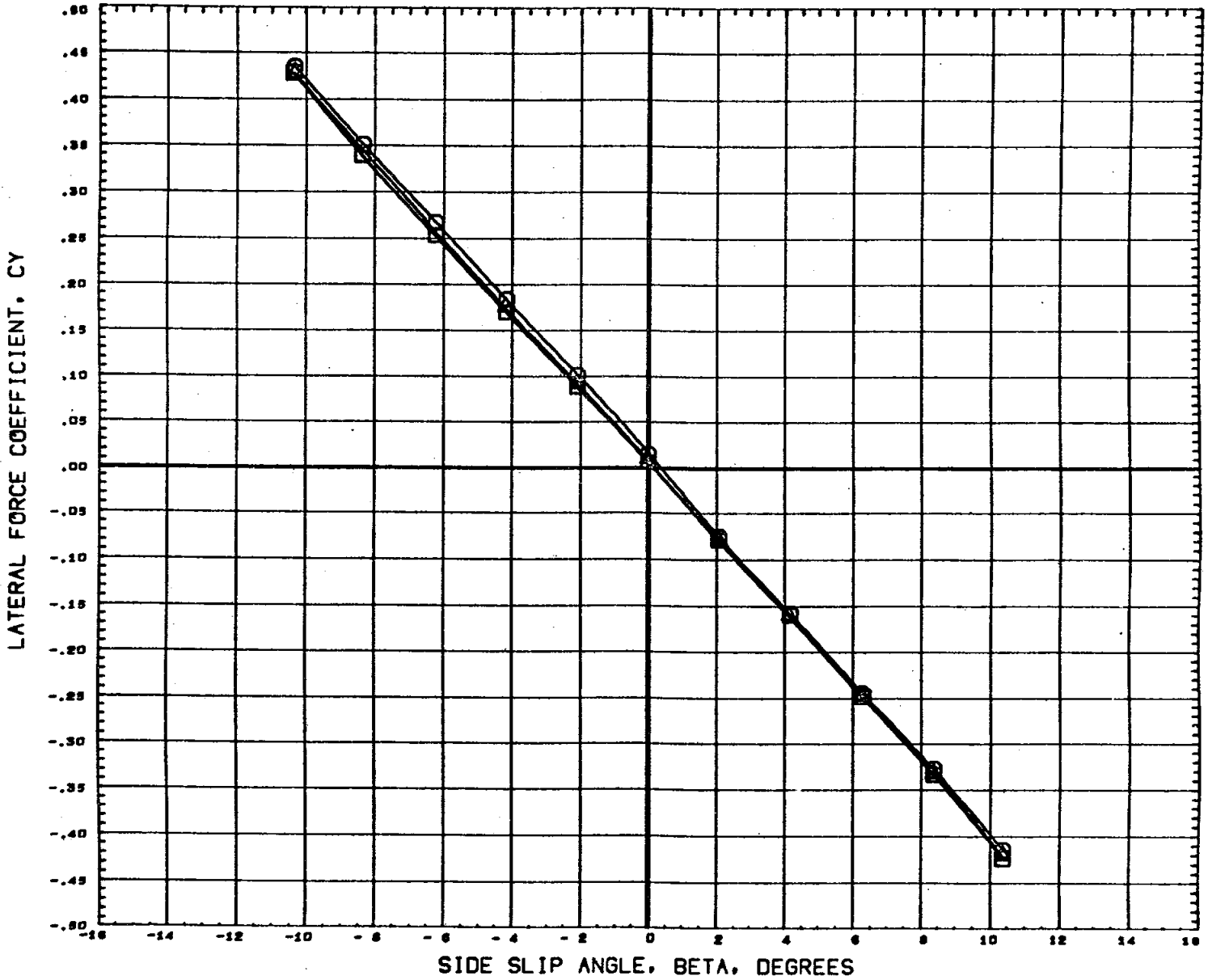
EFFECT OF AILERON



DATA SET SYMBOL	CONFIGURATION DESCRIPTION	PHI	ORBINC	RUDDER	AILRON	REFERENCE INFORMATION
(A77025)	M556 (IA1) NAR ATP BL LV (O1) (T1) (S1)	60.000	0.000	0.000	10.000	SREF 7.4190 SQ. IN.
(A77019)	M556 (IA1) NAR ATP BL LV (O1) (T1) (S1)	60.000	0.000	0.000	0.000	LREF 5.3120 IN.
(A77035)	DATA NOT AVAILABLE FOR ALL CONDITIONS	80.000	-1.200	0.000	10.000	BREF 5.3120 IN.
(A77019)	M556 (IA1) NAR ATP BL LV (O1) (T1) (S1)	80.000	-1.200	0.000	0.000	XMRP 4.6200 IN.
						YMRP 0.0000 IN.
						ZMRP 0.0000 IN.
						SCALE 0.0040

MACH 1.20

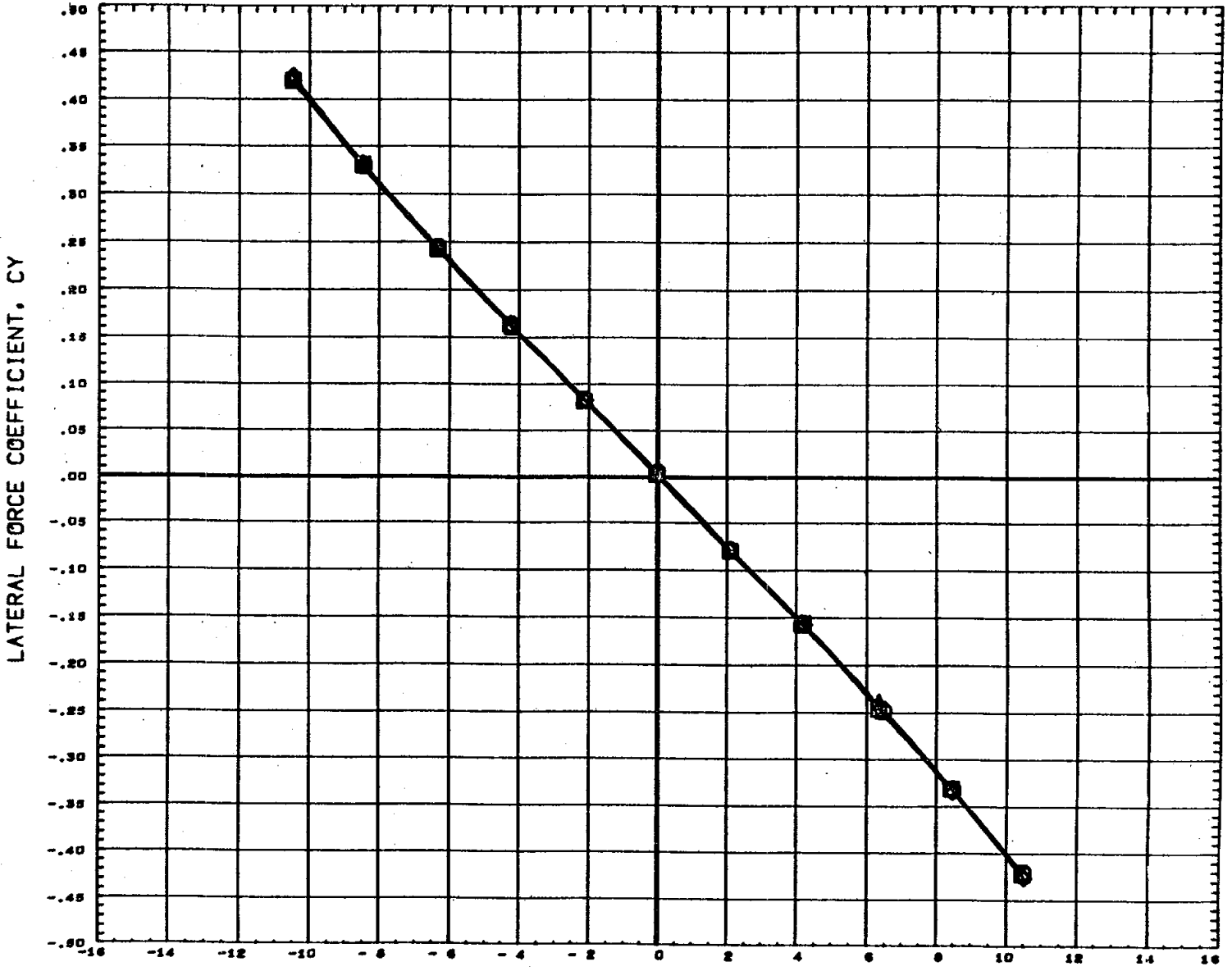
EFFECT OF AILERON



DATA SET SYMBOL	CONFIGURATION DESCRIPTION	PHI	ORBINC	RUDDER	AILRON	REFERENCE INFORMATION
(A77025)	M556 (IA1) NAR ATP BL LV (O1) (T1) (S1)	80.000	0.000	0.000	10.000	SREF 7.4190 sq. IN.
(A77015)	M556 (IA1) NAR ATP BL LV (O1) (T1) (S1)	80.000	0.000	0.000	0.000	LREF 5.3120 IN.
(A77055)	DATA NOT AVAILABLE FOR ALL CONDITIONS	80.000	-1.200	0.000	10.000	BREF 5.3120 IN.
(A77019)	M556 (IA1) NAR ATP BL LV (O1) (T1) (S1)	80.000	-1.200	0.000	0.000	XWRP 4.8200 IN. YWRP 0.0000 IN. ZWRP 0.0000 IN. SCALE 0.0040

MACH 1.46

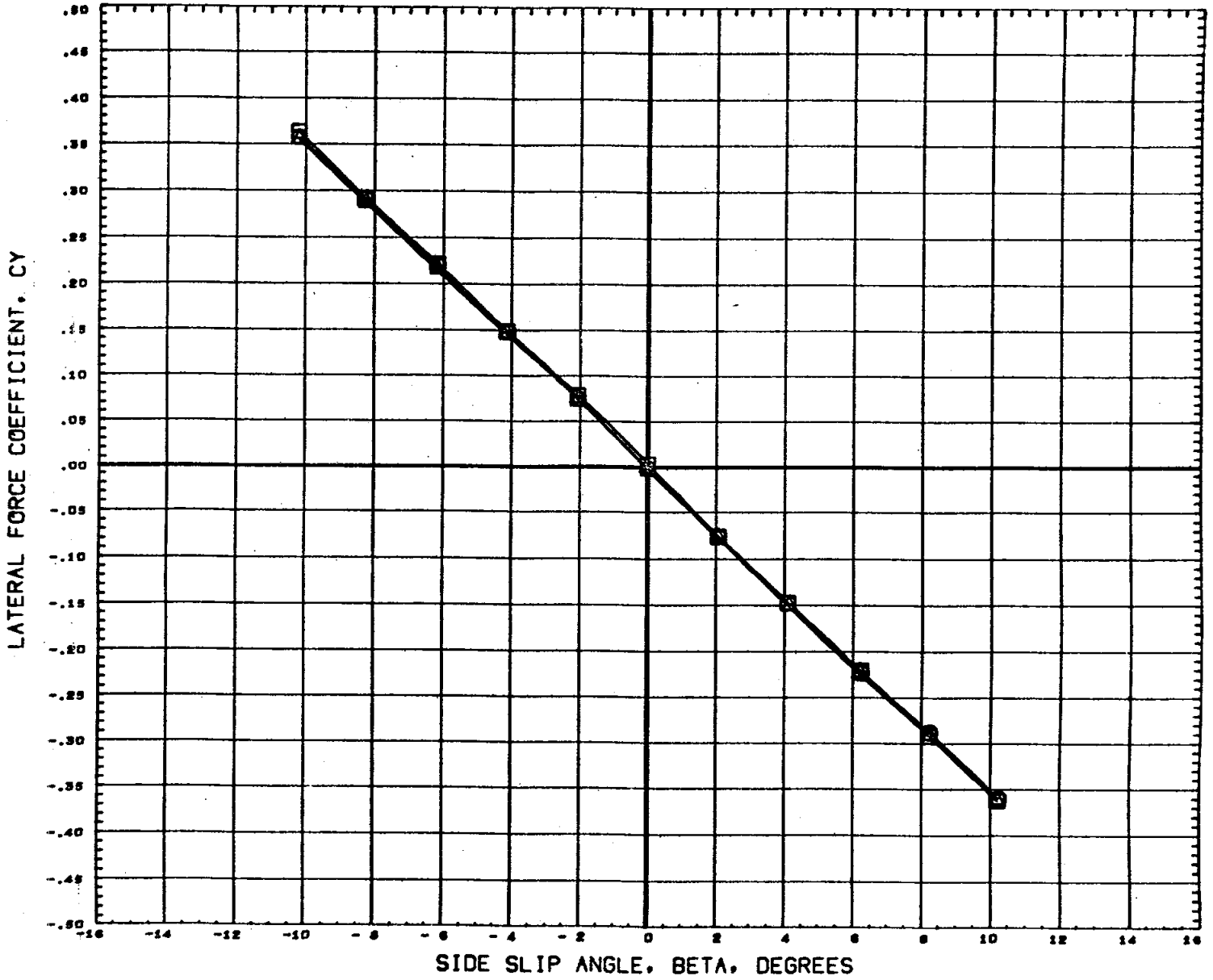
EFFECT OF AILERON



DATA SET SYMBOL	CONFIGURATION DESCRIPTION	PHI	ORBINC	RUDDER	AILRON	REFERENCE INFORMATION
(A77025)	N556 (IA1) NAR ATP BL LV (O1) (T1) (S1)	80.000	0.000	0.000	10.000	SREF 7.4190 36. IN.
(A77015)	N556 (IA1) NAR ATP BL LV (O1) (T1) (S1)	80.000	0.000	0.000	0.000	LREF 5.3120 IN.
(A77035)	N556 (IA1) NAR ATP BL LV (O1) (T1) (S1)	80.000	-1.200	0.000	10.000	BREF 5.3120 IN.
(A77019)	N556 (IA1) NAR ATP BL LV (O1) (T1) (S1)	80.000	-1.200	0.000	0.000	XMRP 4.8200 IN.
						YMRP 0.0000 IN.
						ZMRP 0.0000 IN.
						SCALE 0.0040

MACH 1.97

EFFECT OF AILERON

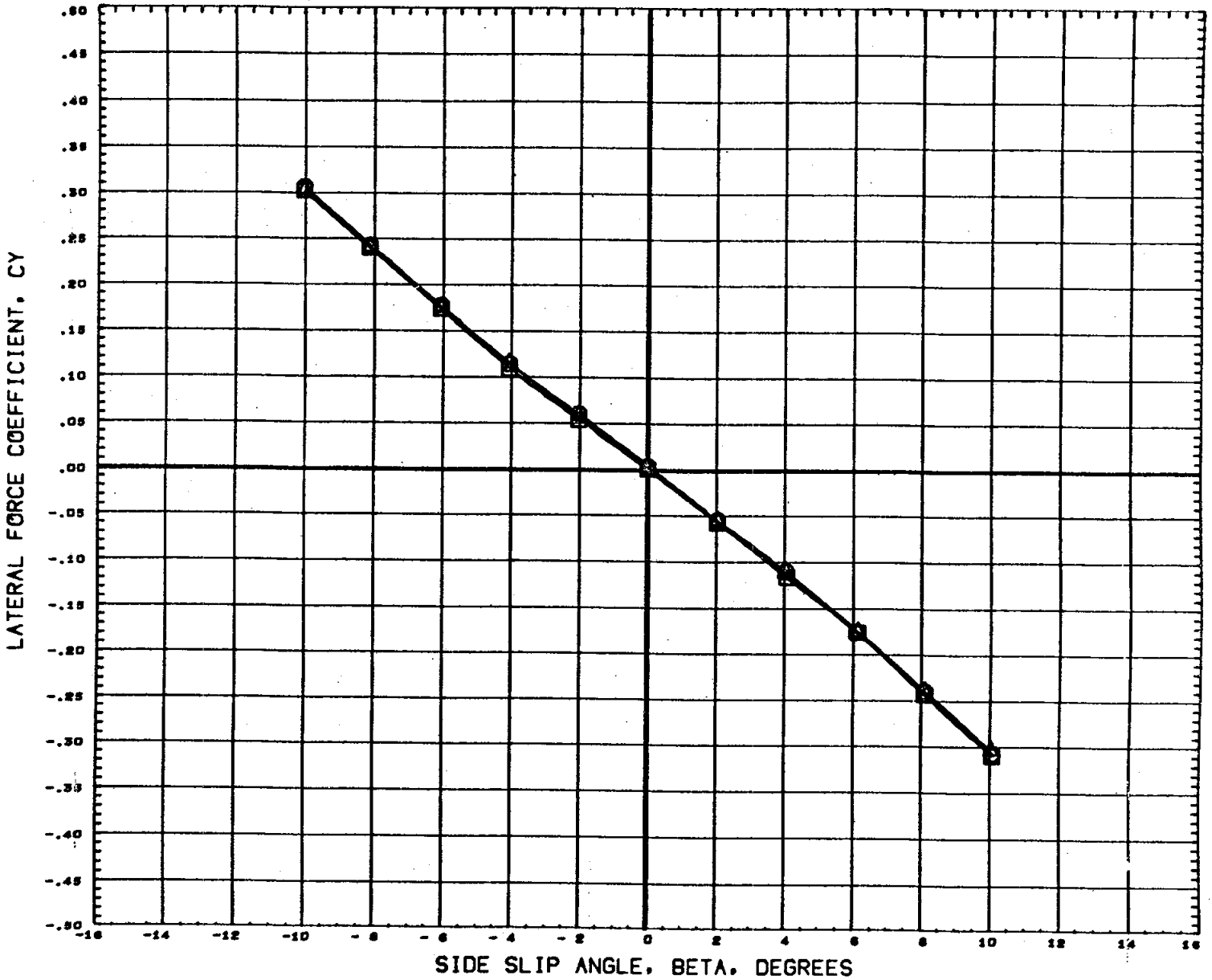


DATA SET SYMBOL	CONFIGURATION DESCRIPTION	PHI	ORBINC	RUDDER	AILRON	REFERENCE INFORMATION
(A77025)	M556 (IA1) NAR ATP BL LV (O1) (T1) (S1)	80.000	0.000	0.000	10.000	SREF 7.4190 sq. IN.
(A77015)	M556 (IA1) NAR ATP BL LV (O1) (T1) (S1)	80.000	0.000	0.000	0.000	LREF 5.3120 IN.
(A77035)	DATA NOT AVAILABLE FOR ALL CONDITIONS	80.000	-1.200	0.000	10.000	BREF 5.3120 IN.
(A77019)	M556 (IA1) NAR ATP BL LV (O1) (T1) (S1)	80.000	-1.200	0.000	0.000	XMRP 4.8200 IN.
						YMRP 0.0000 IN.
						ZMRP 0.0000 IN.
						SCALE 0.0040

MACH 2.99

PAGE 418

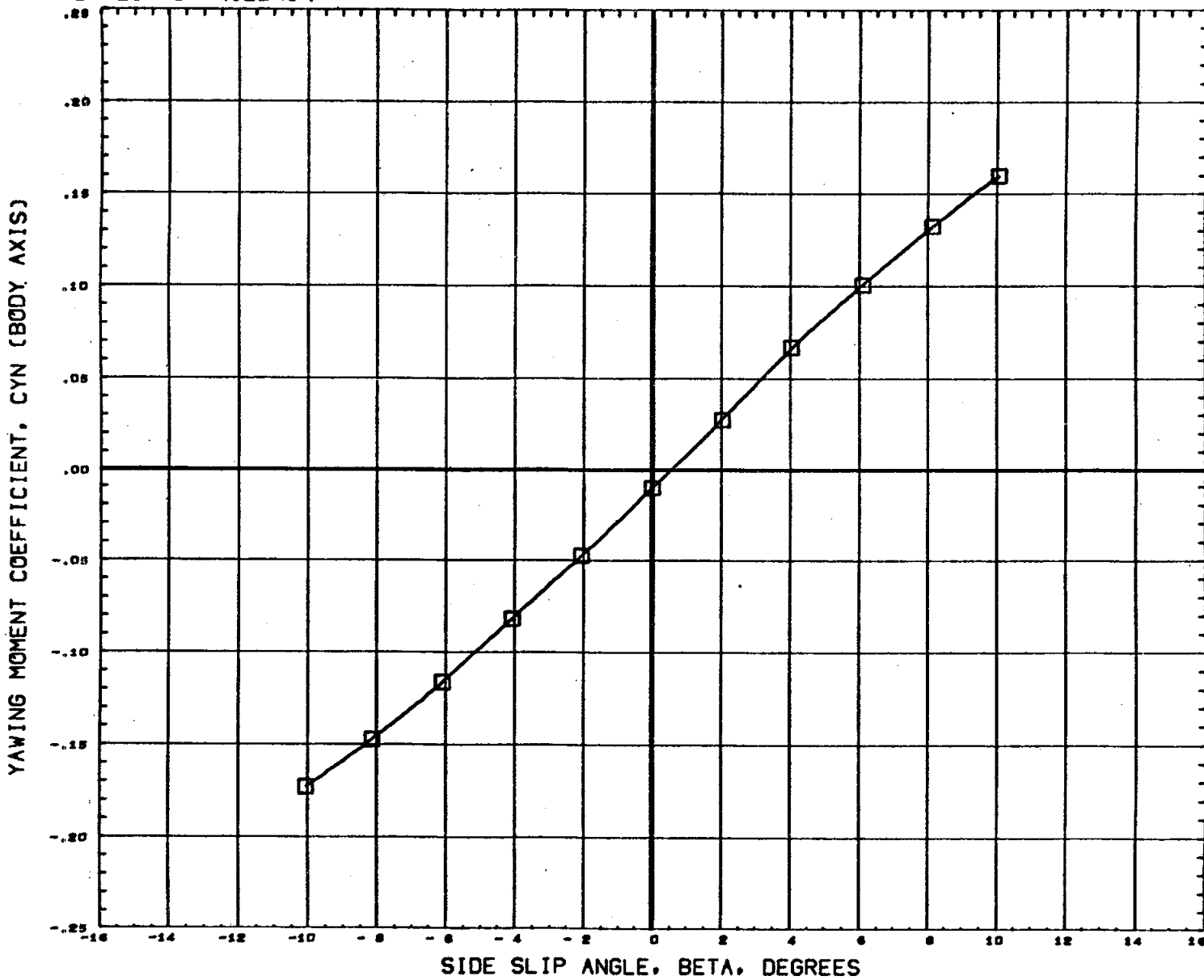
EFFECT OF AILERON



DATA SET SYMBOL	CONFIGURATION DESCRIPTION	PHI	ORBINC	RUDDER	AILRON	REFERENCE INFORMATION
(A77025)	M556 (IA1) NAR ATP BL LV (O1) (T1) (S1)	00.000	0.000	0.000	10.000	SREF 7.4190 30. IN.
(A77015)	M556 (IA1) NAR ATP BL LV (O1) (T1) (S1)	00.000	0.000	0.000	0.000	LREF 5.3120 IN.
(A77035)	DATA NOT AVAILABLE FOR ALL CONDITIONS	00.000	-1.200	0.000	10.000	BREF 5.3120 IN.
(A77019)	M556 (IA1) NAR ATP BL LV (O1) (T1) (S1)	00.000	-1.200	0.000	0.000	XMRP 4.8200 IN. YMRP 0.0000 IN. ZMRP 0.0000 IN. SCALE 0.0040

MACH 4.96

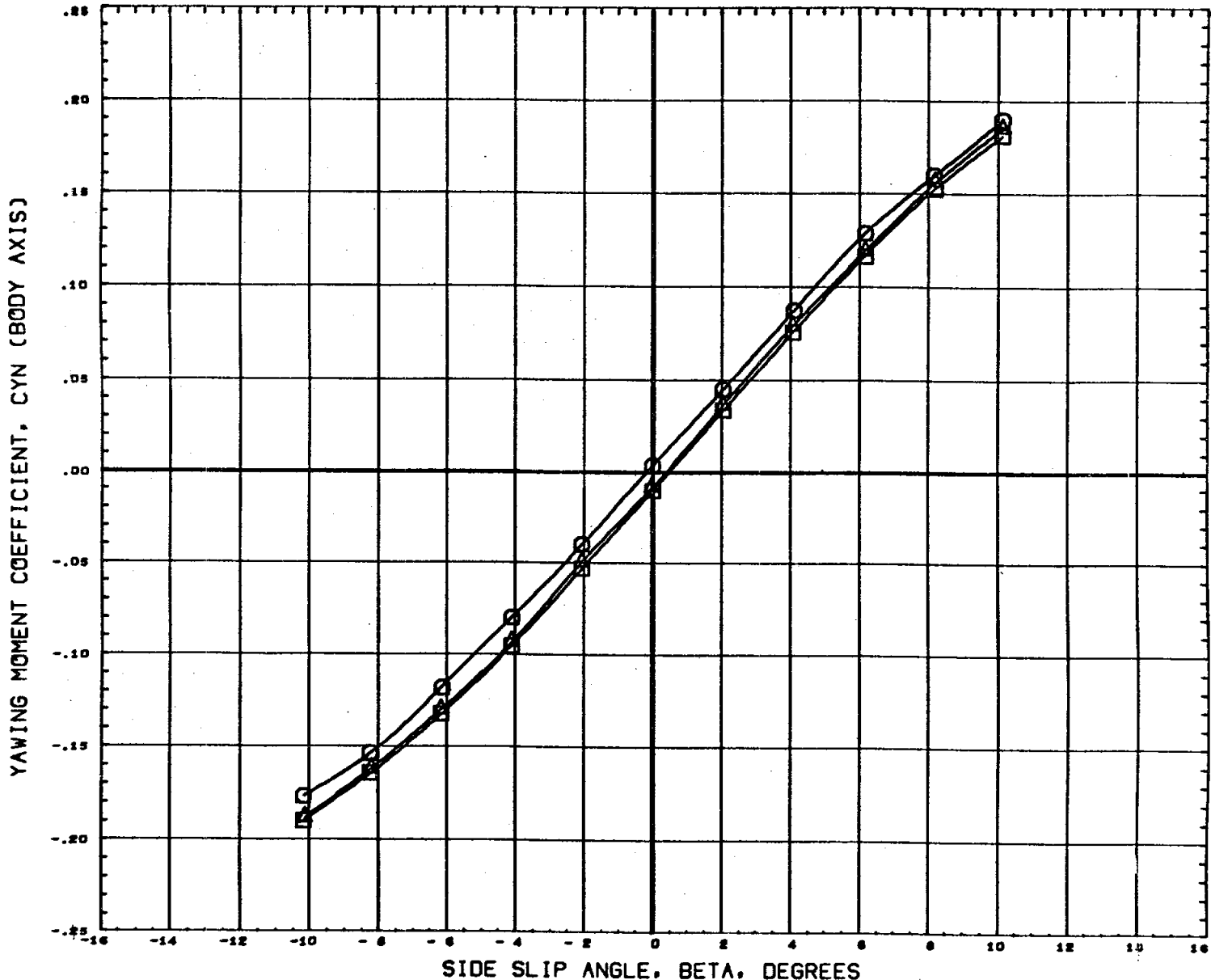
EFFECT OF AILERON



DATA SET SYMBOL	CONFIGURATION DESCRIPTION	PHI	ORBINC	RUDDER	AILRON	REFERENCE INFORMATION
(A77025)	DATA NOT AVAILABLE FOR ALL CONDITIONS	80.000	0.000	0.000	10.000	SREF 7.4190 36. IN.
(A77015)	DATA NOT AVAILABLE FOR ALL CONDITIONS	80.000	0.000	0.000	0.000	LREF 5.3120 IN.
(A77035)	DATA NOT AVAILABLE FOR ALL CONDITIONS	80.000	-1.200	0.000	10.000	BREF 5.3120 IN.
(A77019)	M558 (IA1) NAR ATP BL LV (O1) (T1) (S1)	80.000	-1.200	0.000	0.000	XMRP 4.8200 IN. YMRP 0.0000 IN. ZMRP 0.0000 IN. SCALE 0.0040

MACH .60

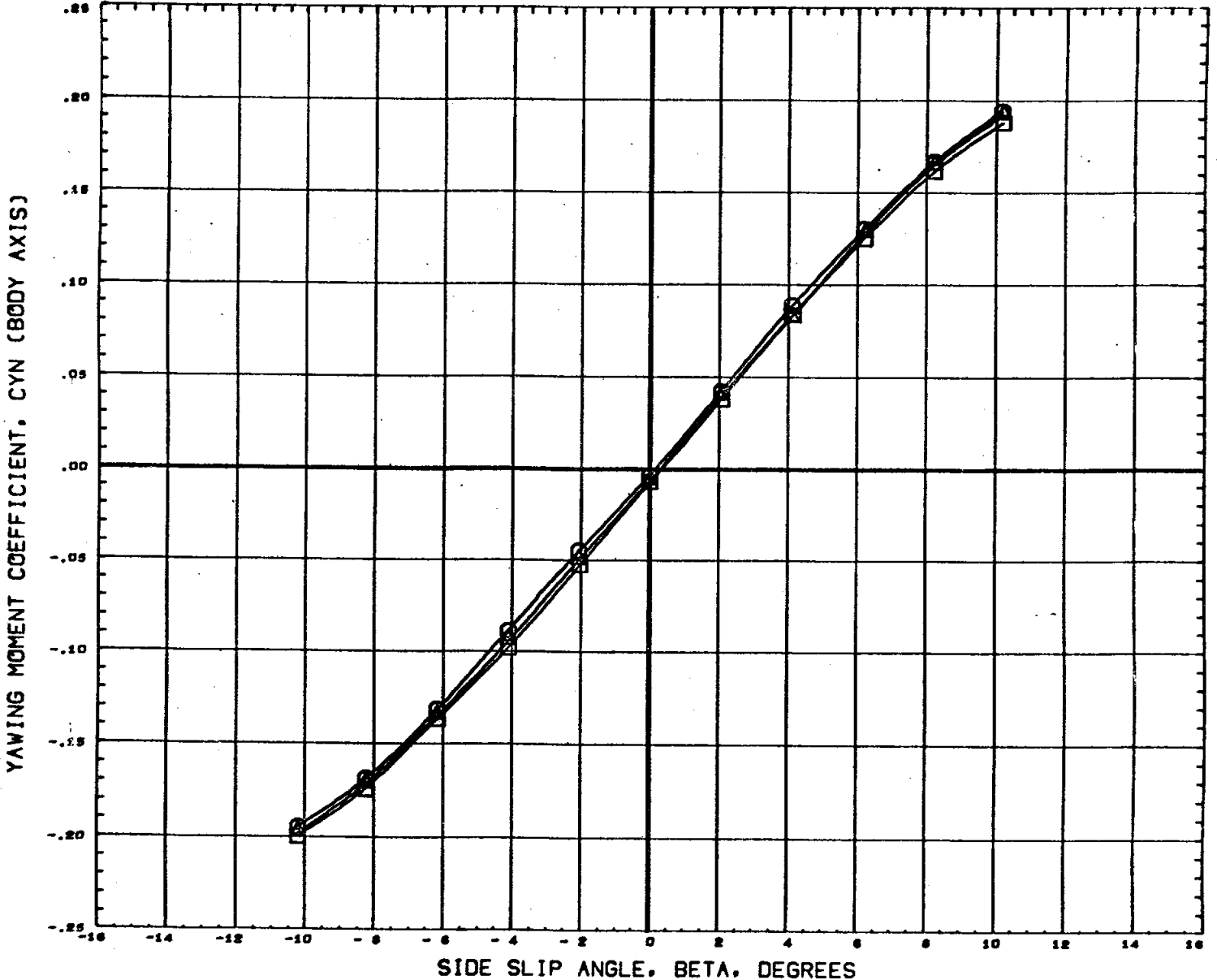
EFFECT OF AILERON



DATA SET SYMBOL	CONFIGURATION DESCRIPTION	PHI	ORBINC	RUDDER	AILRON	REFERENCE INFORMATION
(A77025)	M556 (IA1) NAR ATP BL LV (O1) (T1) (S1)	80.000	0.000	0.000	10.000	SREF 7.4190 30. IN.
(A77015)	M556 (IA1) NAR ATP BL LV (O1) (T1) (S1)	80.000	0.000	0.000	0.000	LREF 5.3120 IN.
(A77035)	DATA NOT AVAILABLE FOR ALL CONDITIONS	80.000	-1.200	0.000	10.000	BREF 5.3120 IN.
(A77019)	M556 (IA1) NAR ATP BL LV (O1) (T1) (S1)	80.000	-1.200	0.000	0.000	XMRP 4.8200 IN.
						YMRP 0.0000 IN.
						ZMRP 0.0000 IN.
						SCALE 0.0040

MACH .80

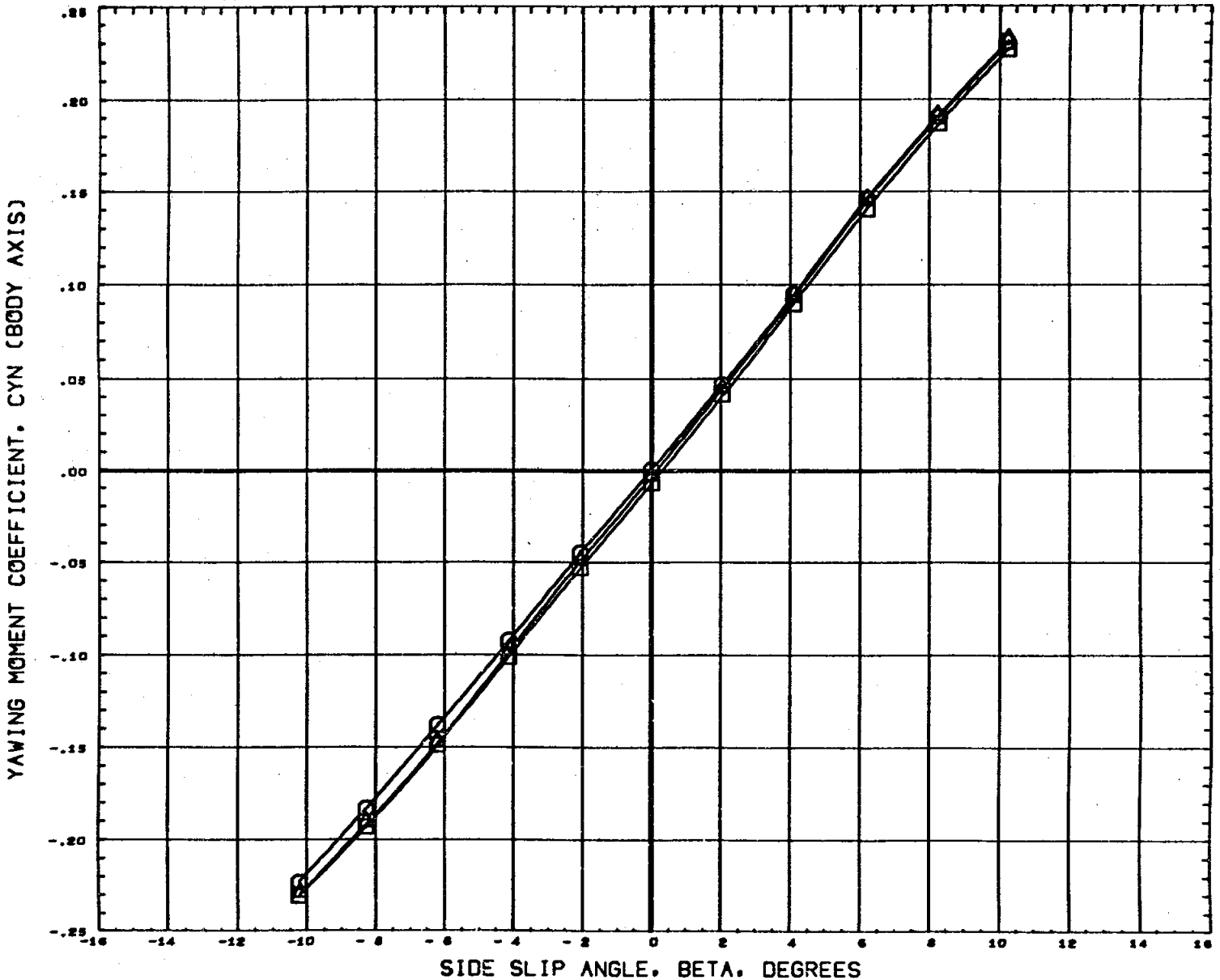
EFFECT OF AILERON



DATA SET SYMBOL	CONFIGURATION DESCRIPTION	PHI	ORBINC	RUDDER	AILRON	REFERENCE INFORMATION
(A77025)	M556 (IA1) NAR ATP BL LV (O1) (T1) (S1)	80.000	0.000	0.000	10.000	SREF 7.4180 30. IN.
(A77019)	M556 (IA1) NAR ATP BL LV (O1) (T1) (S1)	80.000	0.000	0.000	0.000	LREF 5.3120 IN.
(A77035)	DATA NOT AVAILABLE FOR ALL CONDITIONS	80.000	-1.200	0.000	10.000	SREF 5.3120 IN.
(A77019)	M556 (IA1) NAR ATP BL LV (O1) (T1) (S1)	80.000	-1.200	0.000	0.000	XWRP 4.0200 IN.
						YWRP 0.0000 IN.
						ZWRP 0.0000 IN.
						SCALE 0.0040

MACH .90

EFFECT OF AILERON

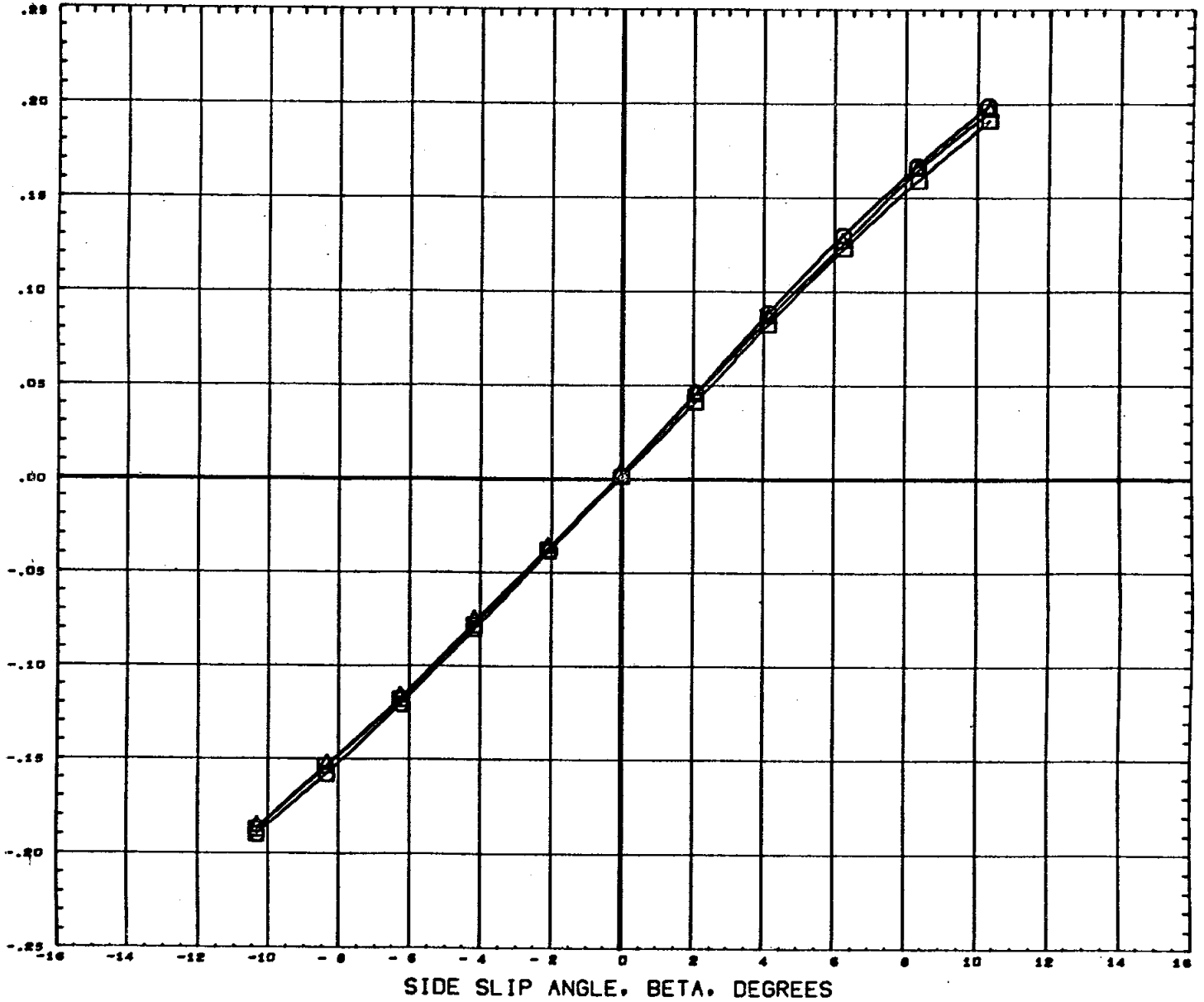


DATA SET SYMBOL	CONFIGURATION DESCRIPTION	PHI	ORBINC	RUDDER	AILRON	REFERENCE INFORMATION
(A77025)	M556 (IA1) NAR ATP BL LV (O1) (T1) (S1)	80.000	0.000	0.000	10.000	SREF 7.4190 SQ. IN.
(A77015)	M556 (IA1) NAR ATP BL LV (O1) (T1) (S1)	80.000	0.000	0.000	0.000	LREF 5.3120 IN.
(A77035)	DATA NOT AVAILABLE FOR ALL CONDITIONS	80.000	-1.200	0.000	10.000	BREF 5.3120 IN.
(A77019)	M556 (IA1) NAR ATP BL LV (O1) (T1) (S1)	80.000	-1.200	0.000	0.000	XMRP 4.8200 IN. YMRP 0.0000 IN. ZMRP 0.0000 IN. SCALE 0.0040

MACH 1.00

EFFECT OF AILERON

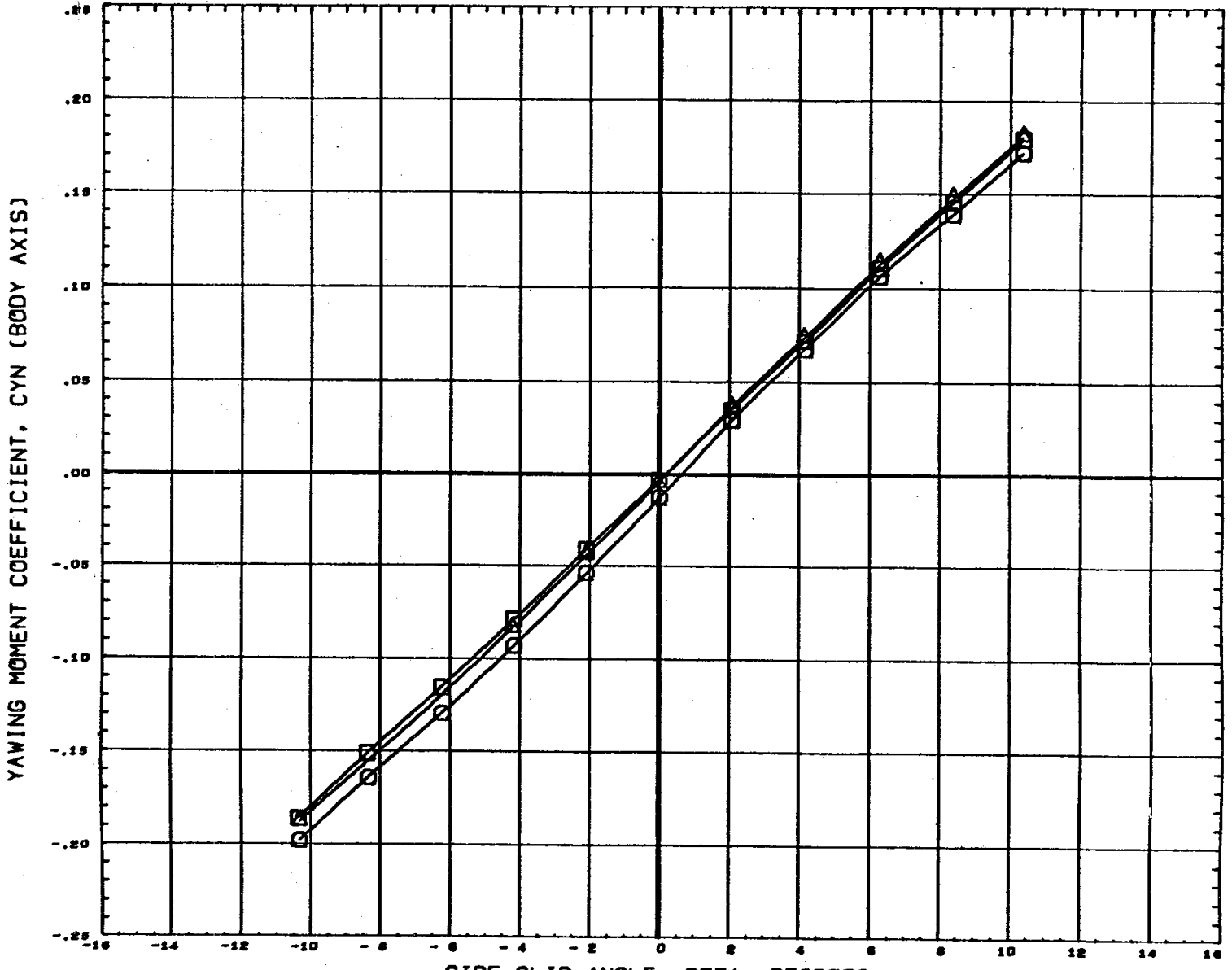
YAWING MOMENT COEFFICIENT, CYN (BODY AXIS)



DATA SET SYMBOL	CONFIGURATION DESCRIPTION	PHI	ORBINC	RUDDER	AILRON	REFERENCE INFORMATION
(A77025)	M556 (IA1) NAR ATP BL LV (O1) (T1) (S1)	80.000	0.000	0.000	10.000	SREF 7.4190 39. IN.
(A77015)	M556 (IA1) NAR ATP BL LV (O1) (T1) (S1)	80.000	0.000	0.000	0.000	LREF 5.3120 IN.
(A77035)	DATA NOT AVAILABLE FOR ALL CONDITIONS	80.000	-1.200	0.000	10.000	BREF 5.3120 IN.
(A77019)	M556 (IA1) NAR ATP BL LV (O1) (T1) (S1)	80.000	-1.200	0.000	0.000	XMRP 4.8200 IN.
						YMRP 0.0000 IN.
						ZMRP 0.0000 IN.
						SCALE 0.0040

MACH 1.20

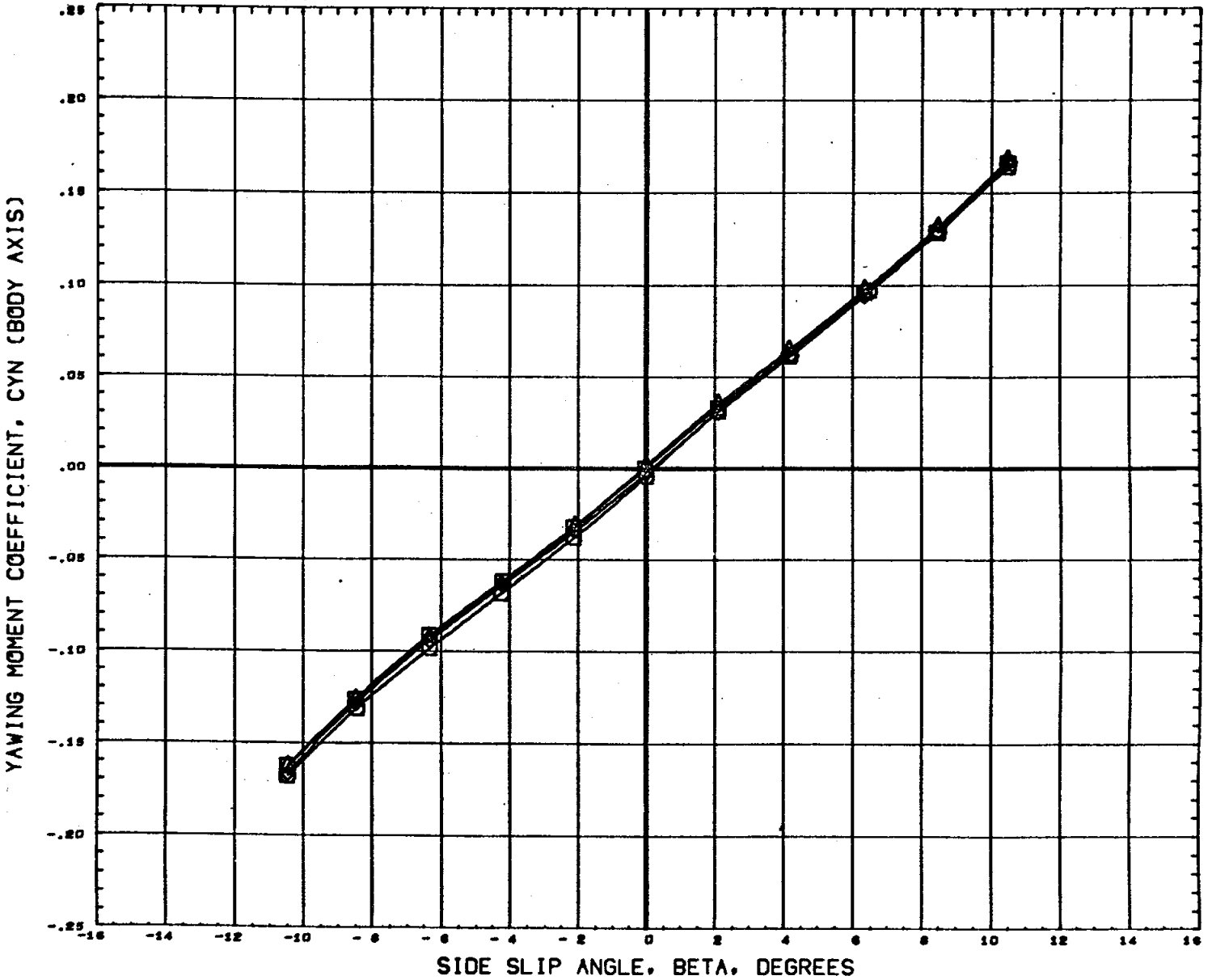
EFFECT OF AILERON



DATA SET SYMBOL	CONFIGURATION DESCRIPTION	PHI	ORBINC	RUDDER	AILRON	REFERENCE INFORMATION
(A77025)	M556 (IA1) NAR ATP BL LV (O1) (T1) (S1)	80.000	0.000	0.000	10.000	SREF 7.4190 36. IN.
(A77015)	M556 (IA1) NAR ATP BL LV (O1) (T1) (S1)	80.000	0.000	0.000	0.000	LREF 5.3120 IN.
(A77035)	DATA NOT AVAILABLE FOR ALL CONDITIONS	80.000	-1.200	0.000	10.000	BREF 5.3120 IN.
(A77019)	M556 (IA1) NAR ATP BL LV (O1) (T1) (S1)	80.000	-1.200	0.000	0.000	XMRP 4.8200 IN. YMRP 0.0000 IN. ZMRP 0.0000 IN. SCALE 0.0040

MACH 1.46

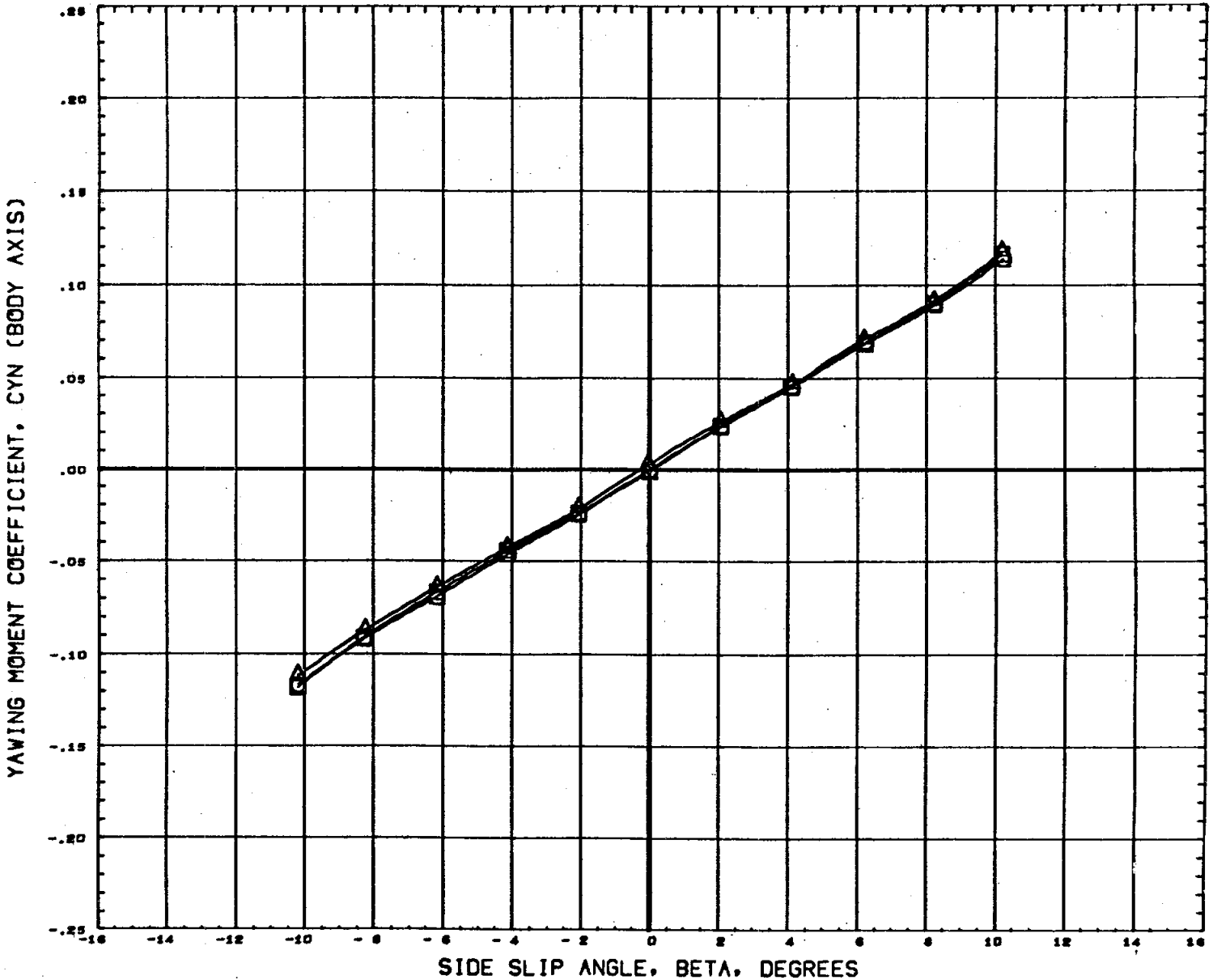
EFFECT OF AILERON



DATA SET SYMBOL	CONFIGURATION DESCRIPTION	PHI	ORBINC	RUDDER	AILRON	REFERENCE INFORMATION	
(A77025)	M556 (IA1) NAR ATP BL LV (O1) (T1) (S1)	80.000	0.000	0.000	10.000	SREF	7.4190 SQ. IN.
(A77015)	M556 (IA1) NAR ATP BL LV (O1) (T1) (S1)	80.000	0.000	0.000	0.000	LREF	5.3120 IN.
(A77035)	M556 (IA1) NAR ATP BL LV (O1) (T1) (S1)	80.000	-1.200	0.000	10.000	BREF	5.3120 IN.
(A77019)	M556 (IA1) NAR ATP BL LV (O1) (T1) (S1)	80.000	-1.200	0.000	0.000	XMRP	4.8200 IN.
						YMRP	0.0000 IN.
						ZMRP	0.0000 IN.
						SCALE	0.0040

MACH 1.97

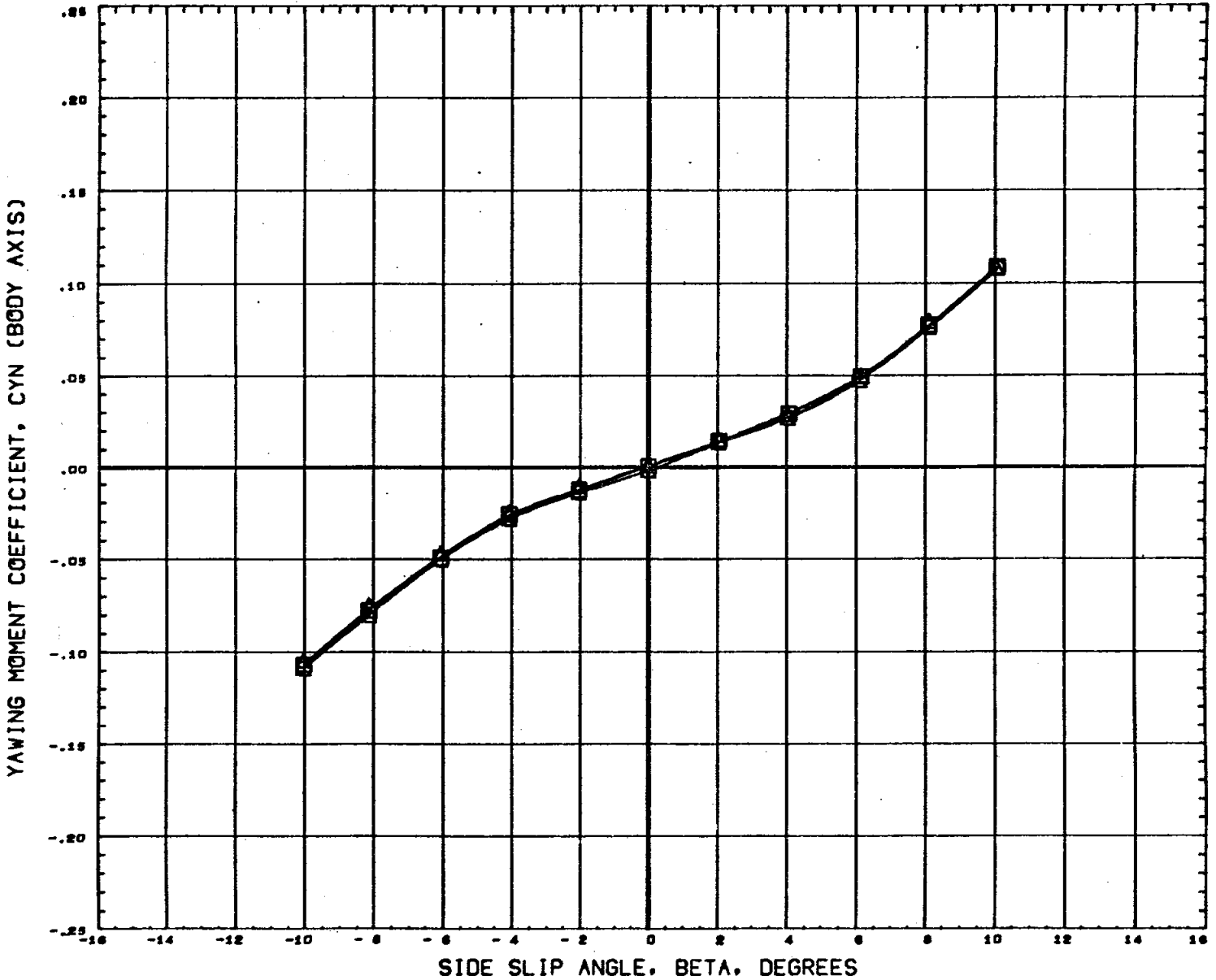
EFFECT OF AILERON



DATA SET SYMBOL	CONFIGURATION DESCRIPTION	PHI	ORBINC	RUDDER	AILRON	REFERENCE INFORMATION
(A77025)	M556 (IA1) NAR ATP BL LV (O1) (T1) (S1)	80.000	0.000	0.000	10.000	SREF 7.4190 36. IN.
(A77015)	M556 (IA1) NAR ATP BL LV (O1) (T1) (S1)	80.000	0.000	0.000	0.000	LREF 5.3120 IN.
(A77035)	DATA NOT AVAILABLE FOR ALL CONDITIONS	80.000	-1.200	0.000	10.000	BREF 5.3120 IN.
(A77019)	M556 (IA1) NAR ATP BL LV (O1) (T1) (S1)	80.000	-1.200	0.000	0.000	XMRP 4.8200 IN. YMRP 0.0000 IN. ZMRP 0.0000 IN. SCALE 0.0040

MACH 2.99

EFFECT OF AILERON

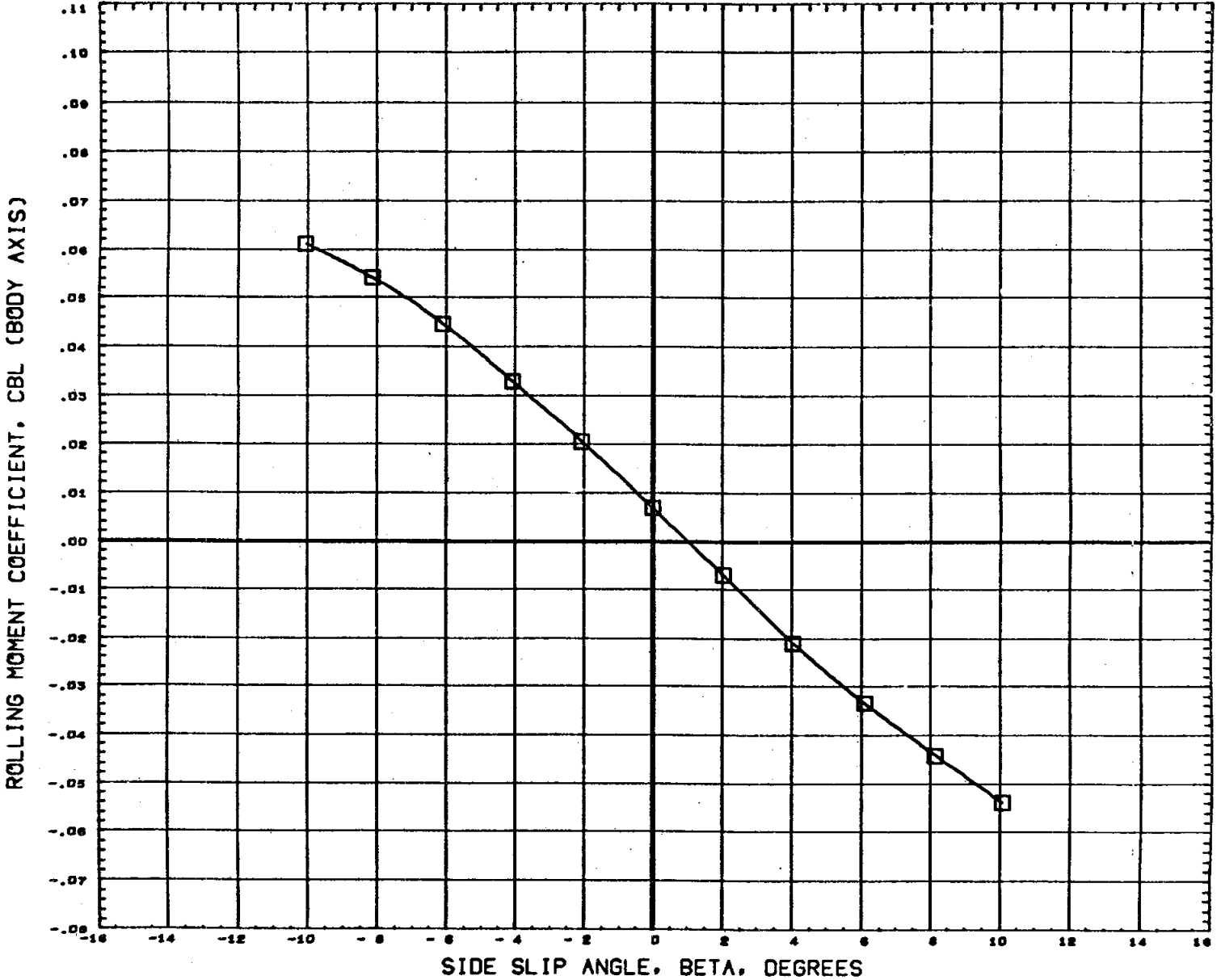


DATA SET SYMBOL	CONFIGURATION DESCRIPTION	PHI	ORBINC	RUDDER	AILRON	REFERENCE INFORMATION	
(A77025)	M556 (IA1) NAR ATP BL LV (O1) (T1) (S1)	80.000	0.000	0.000	10.000	SREF	7.4190 30. IN.
(A77015)	M556 (IA1) NAR ATP BL LV (O1) (T1) (S1)	80.000	0.000	0.000	0.000	LREF	5.3120 IN.
(A77035)	DATA NOT AVAILABLE FOR ALL CONDITIONS	80.000	-1.200	0.000	0.000	BREF	5.3120 IN.
(A77019)	M556 (IA1) NAR ATP BL LV (O1) (T1) (S1)	80.000	-1.200	0.000	0.000	XMRP	4.8200 IN.
						YMRP	0.0000 IN.
						ZMRP	0.0000 IN.
						SCALE	0.0040

MACH 4.96

PAGE 428

EFFECT OF AILERON

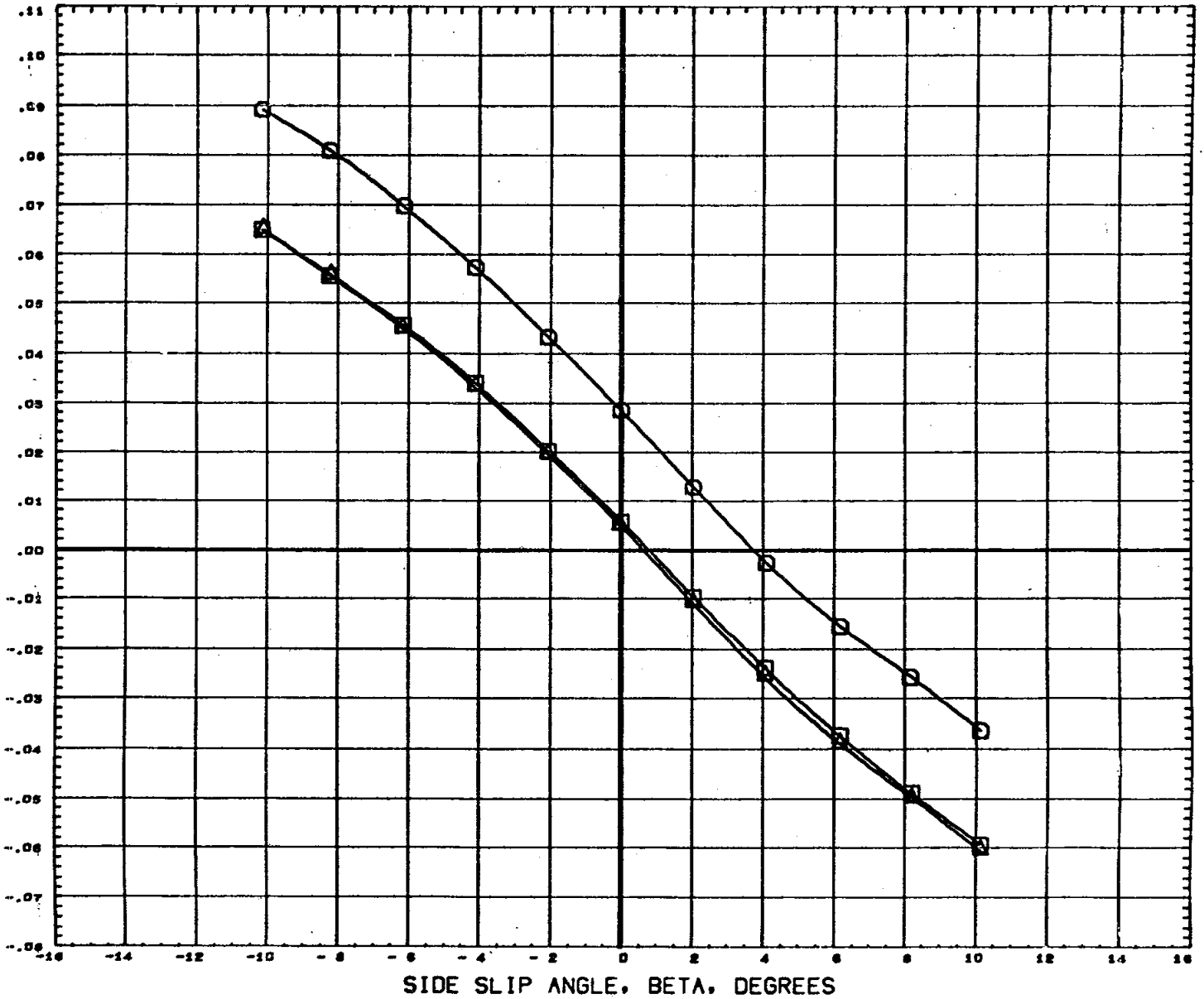


DATA SET SYMBOL	CONFIGURATION DESCRIPTION	PHI	ORBINC	RUDDER	AILRON	REFERENCE INFORMATION	
(A77025)	DATA NOT AVAILABLE FOR ALL CONDITIONS	80.000	0.000	0.000	10.000	SREF	7.4190 sq. IN.
(A77015)	DATA NOT AVAILABLE FOR ALL CONDITIONS	80.000	0.000	0.000	0.000	LREF	5.3120 IN.
(A77035)	DATA NOT AVAILABLE FOR ALL CONDITIONS	80.000	-1.200	0.000	10.000	BREF	5.3120 IN.
(A77019)	N556 (IA1) NAR ATP BL LV (O1) (T1) (S1)	80.000	-1.200	0.000	0.000	XMRP	4.8200 IN.
						YMRP	0.0000 IN.
						ZMRP	0.0000 IN.
						SCALE	0.0040

MACH .60

EFFECT OF AILERON

ROLLING MOMENT COEFFICIENT, CBL (BODY AXIS)

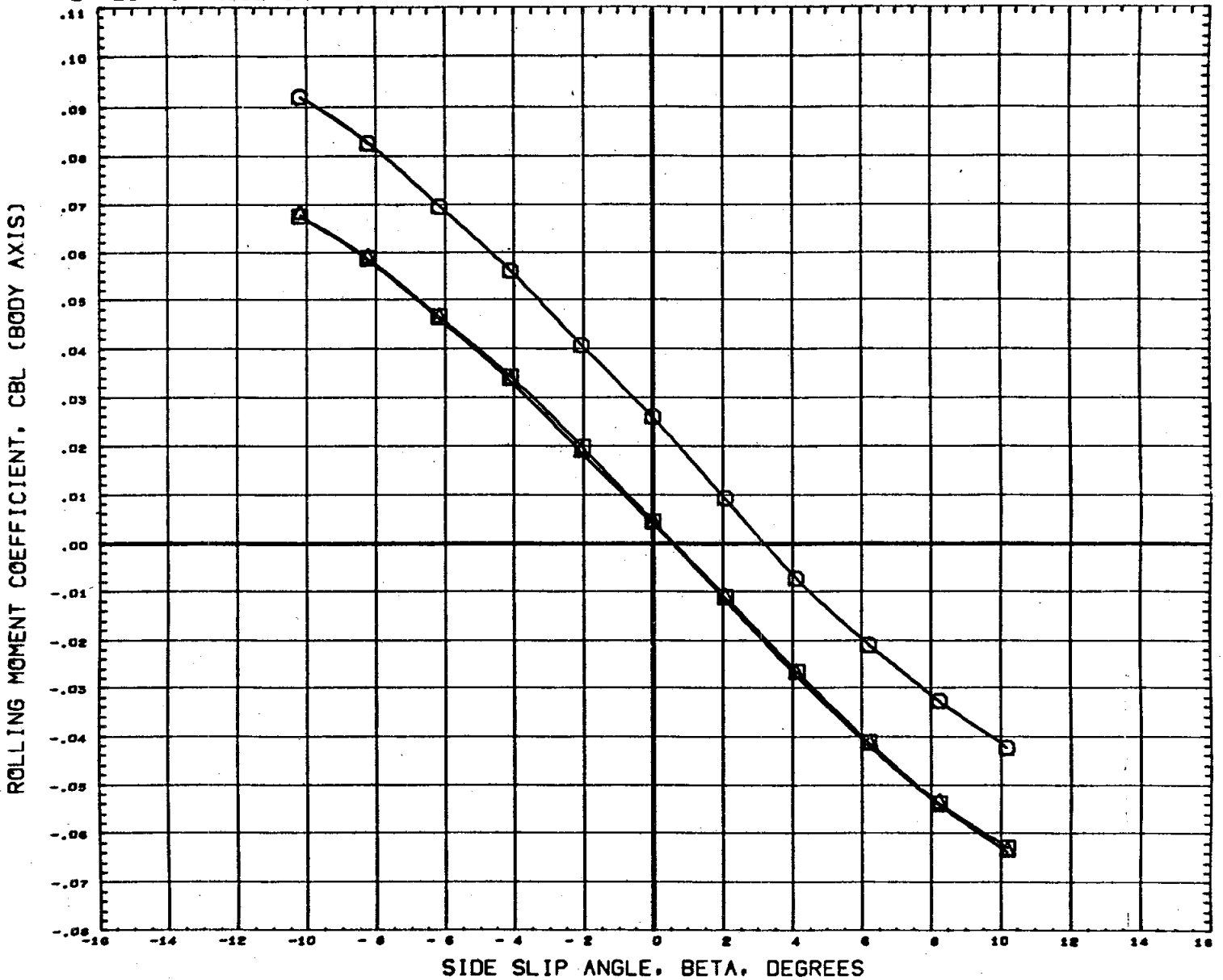


DATA SET SYMBOL	CONFIGURATION DESCRIPTION	PHI	ORBINC	RUDDER	AILRON	REFERENCE INFORMATION
(A77025)	M556 (IA1) NAR ATP BL LV (O1) (T1) (S1)	80.000	0.000	0.000	10.000	SREF 7.4190 30.1N.
(A77015)	M556 (IA1) NAR ATP BL LV (O1) (T1) (S1)	80.000	0.000	0.000	0.000	LREF 5.3120 IN.
(A77035)	DATA NOT AVAILABLE FOR ALL CONDITIONS	80.000	-1.200	0.000	10.000	BREF 5.3120 IN.
(A77019)	M556 (IA1) NAR ATP BL LV (O1) (T1) (S1)	80.000	-1.200	0.000	0.000	XMRP 4.8200 IN. YMRP 0.0000 IN. ZMRP 0.0000 IN. SCALE 0.0040

MACH .80

PAGE 430

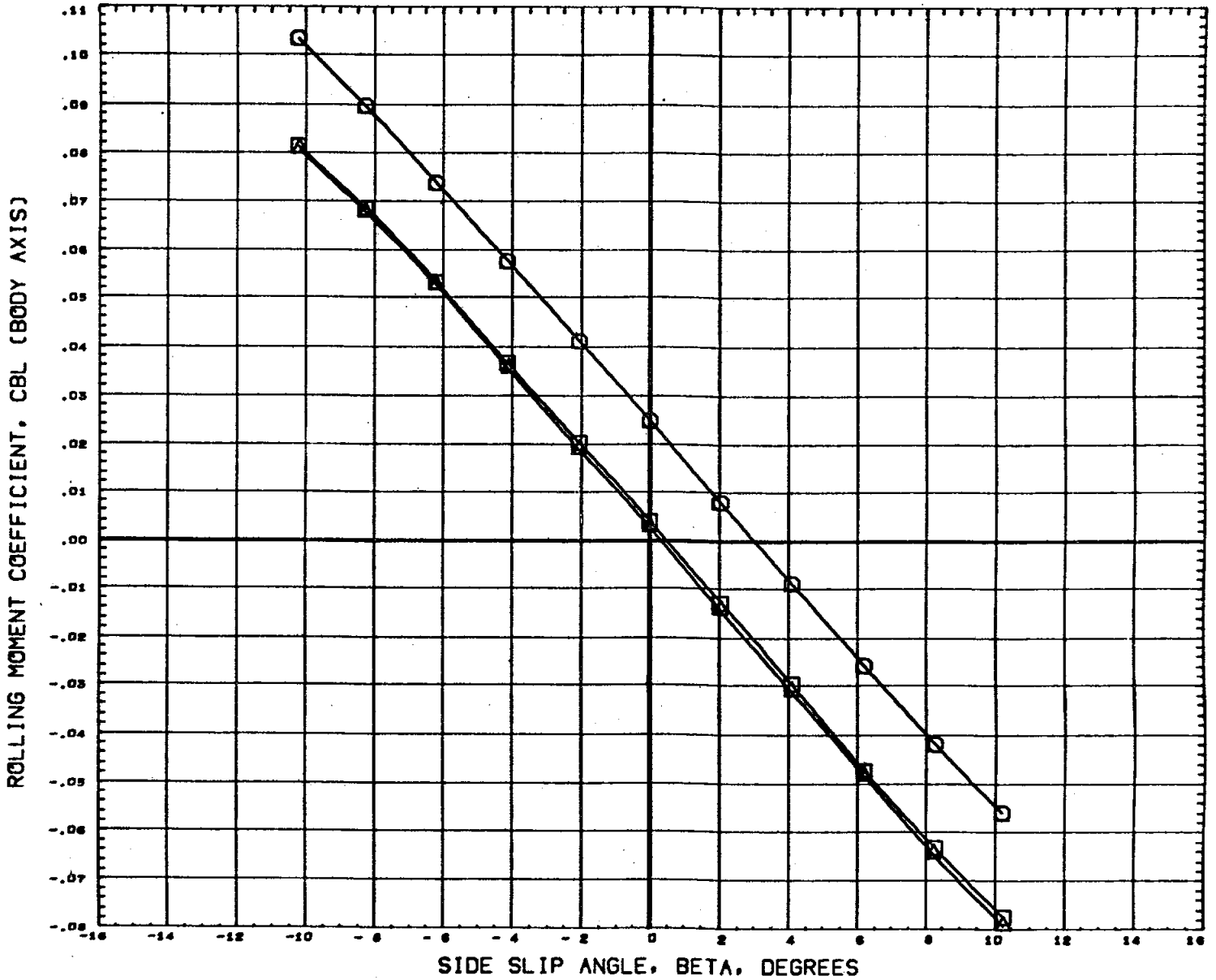
EFFECT OF AILERON



DATA SET SYMBOL	CONFIGURATION DESCRIPTION	PHI	ORBYNC	RUDDER	AILRON	REFERENCE INFORMATION
(A77025)	M556 (IA1) NAR ATP BL LV (O1) (T1) (S1)	80.000	0.000	0.000	10.000	SREF 7.4190 SQ. IN.
(A77015)	M556 (IA1) NAR ATP BL LV (O1) (T1) (S1)	80.000	0.000	0.000	0.000	LREF 5.3120 IN.
(A77035)	DATA NOT AVAILABLE FOR ALL CONDITIONS	80.000	-1.200	0.000	10.000	SREF 5.3120 IN.
(A77019)	M556 (IA1) NAR ATP BL LV (O1) (T1) (S1)	80.000	-1.200	0.000	0.000	XHRP 4.8200 IN. YHRP 0.0000 IN. ZHRP 0.0000 IN. SCALE 0.0040

MACH .90

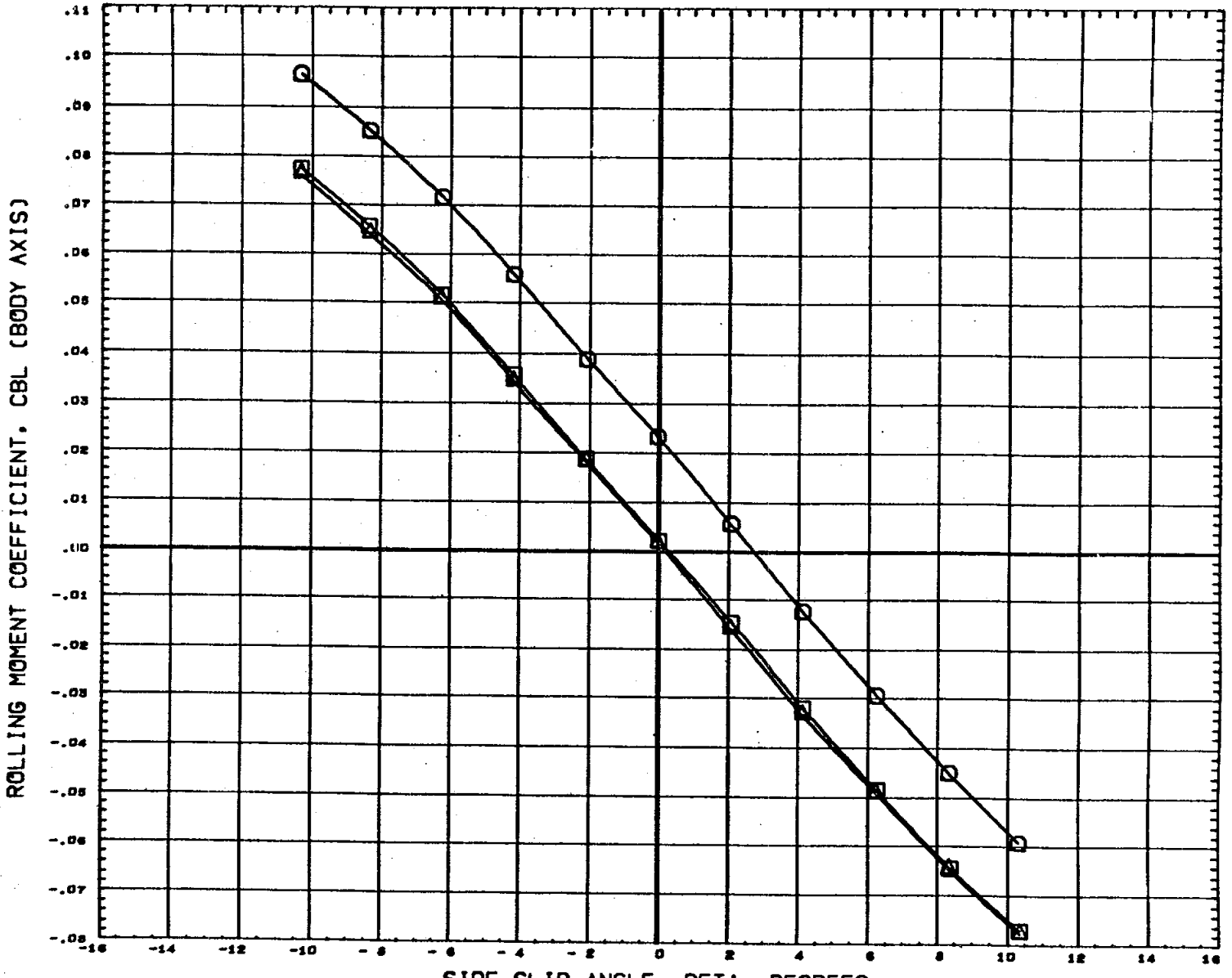
EFFECT OF AILERON



DATA SET SYMBOL	CONFIGURATION DESCRIPTION	PHI	ORBINC	RUDDER	AILRON	REFERENCE INFORMATION
(A77025)	M556 (IA1) NAR ATP BL LV (O1) (T1) (S1)	80.000	0.000	0.000	10.000	SREF 7.4190 36 IN.
(A77015)	M556 (IA1) NAR ATP BL LV (O1) (T1) (S1)	80.000	0.000	0.000	0.000	LREF 5.3120 IN.
(A77035)	DATA NOT AVAILABLE FOR ALL CONDITIONS	80.000	-1.200	0.000	10.000	BREF 5.3120 IN.
(A77019)	M556 (IA1) NAR ATP BL LV (O1) (T1) (S1)	80.000	-1.200	0.000	0.000	XHRP 4.8200 IN. YHRP 0.0000 IN. ZHRP 0.0000 IN. SCALE 0.0040

MACH 1.00

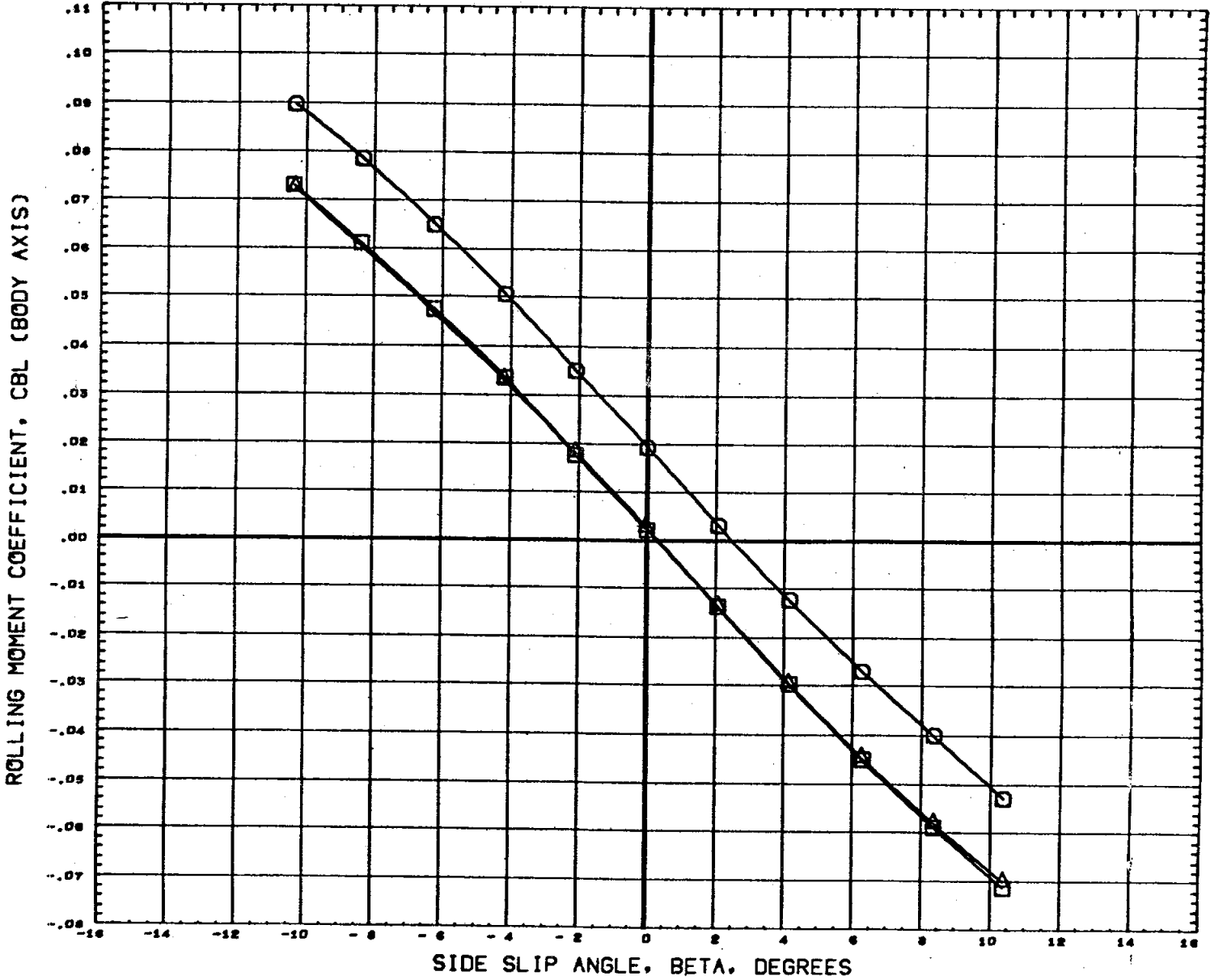
EFFECT OF AILERON



DATA SET SYMBOL	CONFIGURATION DESCRIPTION	PHI	ORBINC	RUDDER	AILRON	REFERENCE INFORMATION
(A77025)	M596 (IA1) NAR ATP BL LV (O1) (T1) (S1)	80.000	0.000	0.000	10.000	SREF 7.4190 50. IN.
(A77015)	M596 (IA1) NAR ATP BL LV (O1) (T1) (S1)	80.000	0.000	0.000	0.000	LREF 5.3120 IN.
(A77035)	DATA NOT AVAILABLE FOR ALL CONDITIONS	80.000	-1.200	0.000	10.000	BREF 5.3120 IN.
(A77019)	M596 (IA1) NAR ATP BL LV (O1) (T1) (S1)	80.000	-1.200	0.000	0.000	XMRP 4.8200 IN. YMRP 0.0000 IN. ZMRP 0.0000 IN. SCALE 0.0040

MACH 1.20

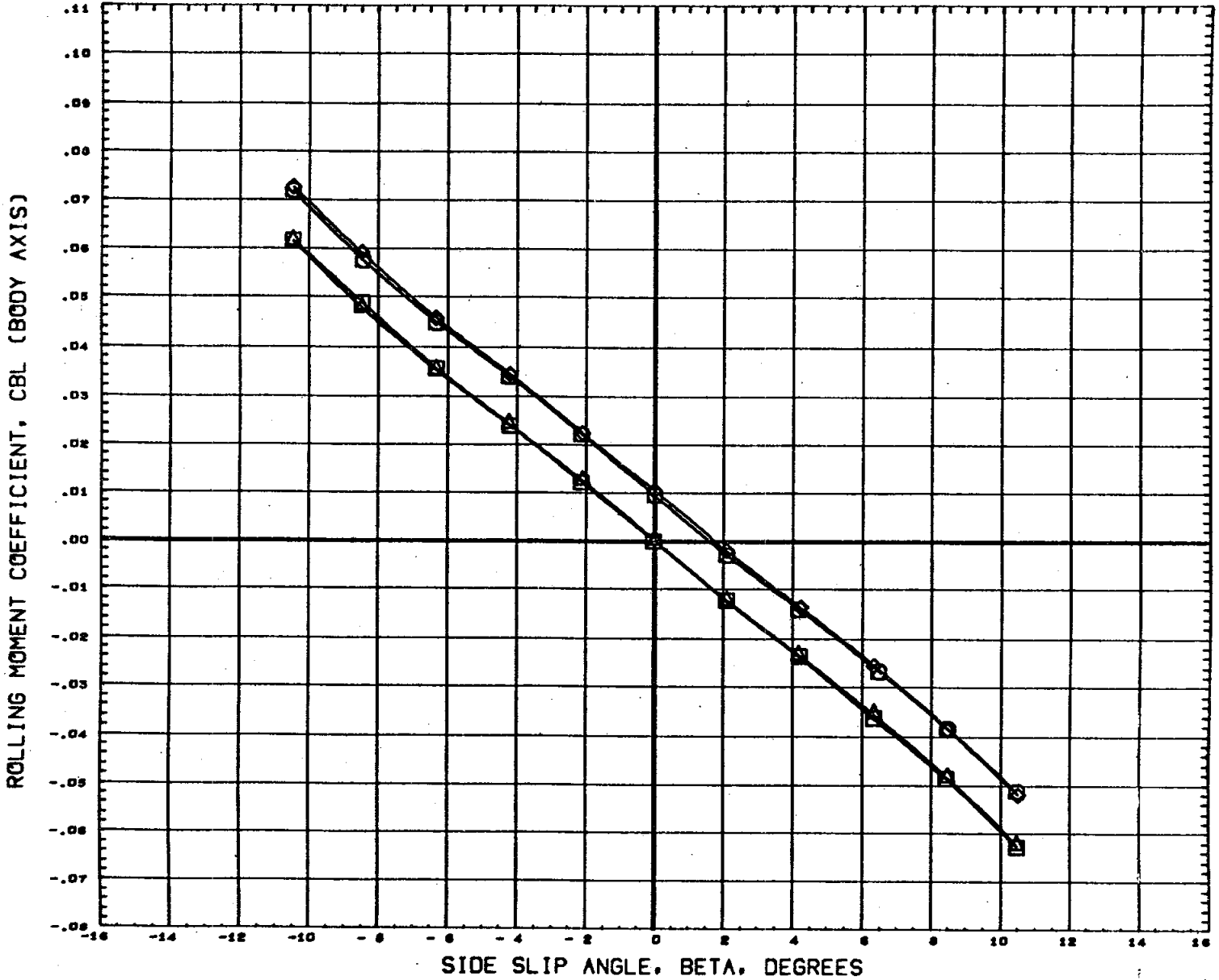
EFFECT OF AILERON



DATA SET SYMBOL	CONFIGURATION DESCRIPTION	PHI	ORBINC	RUDDER	AILRON	REFERENCE INFORMATION
(A77025)	M556 (IA1) NAR ATP BL LV (O1) (T1) (S1)	80.000	0.000	0.000	10.000	SREF 7.4190 38. IN.
(A77015)	M556 (IA1) NAR ATP BL LV (O1) (T1) (S1)	80.000	0.000	0.000	0.000	LREF 5.3120 IN.
(A77035)	DATA NOT AVAILABLE FOR ALL CONDITIONS	80.000	-1.200	0.000	10.000	BREF 5.3120 IN.
(A77019)	M556 (IA1) NAR ATP BL LV (O1) (T1) (S1)	80.000	-1.200	0.000	0.000	XNRP 4.8200 IN. YNRP 0.0000 IN. ZNRP 0.0000 IN. SCALE 0.0040

MACH 1.46

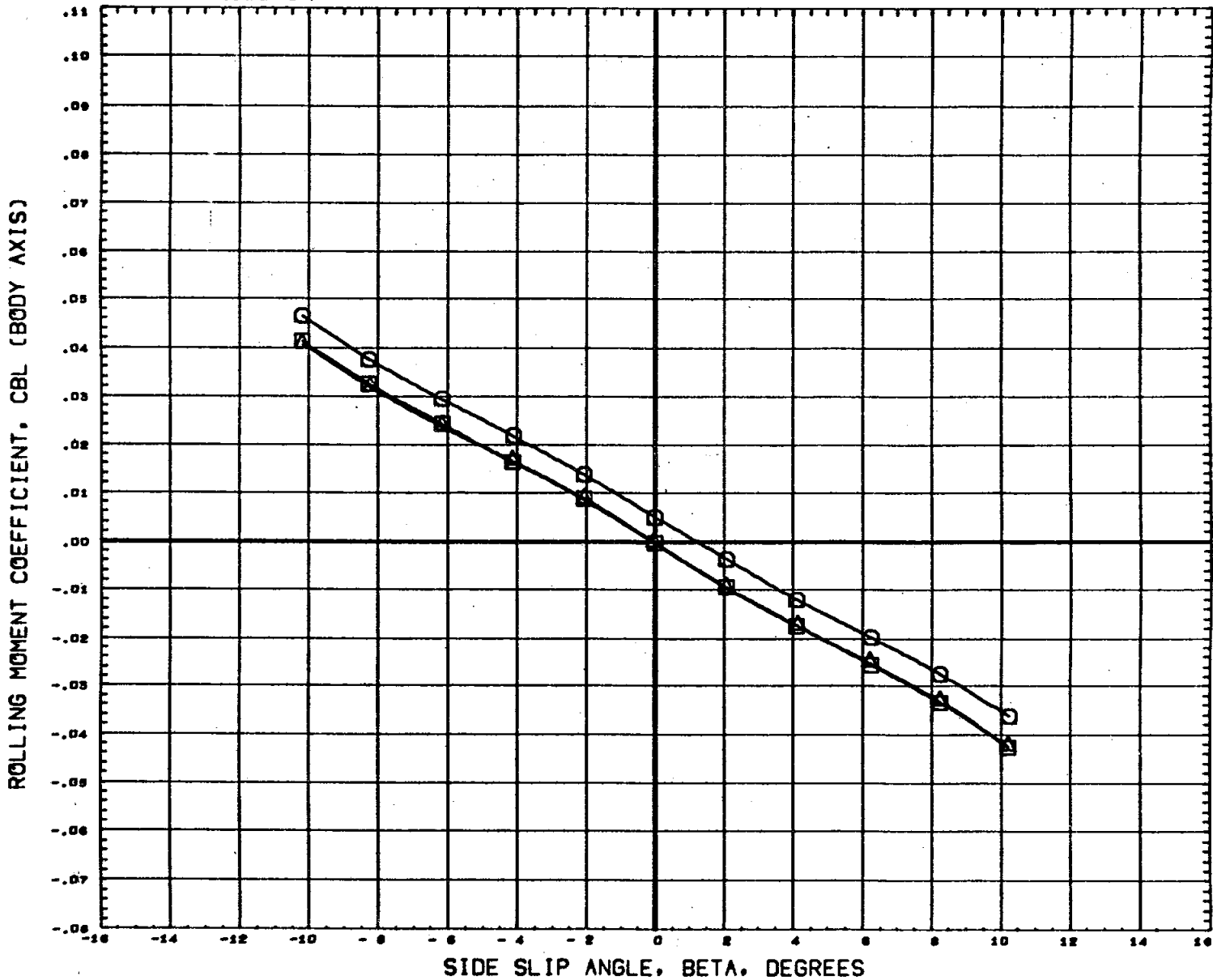
EFFECT OF AILERON



DATA SET SYMBOL	CONFIGURATION DESCRIPTION	PHI	ORBINC	RUDDER	AILRON	REFERENCE INFORMATION
(A77025)	M556 (IA1) NAR ATP BL LV (O1) (T1) (S1)	80.000	0.000	0.000	10.000	SREF 7.4190 sq. IN.
(A77015)	M556 (IA1) NAR ATP BL LV (O1) (T1) (S1)	80.000	0.000	0.000	0.000	LREF 5.3120 IN.
(A77035)	M556 (IA1) NAR ATP BL LV (O1) (T1) (S1)	80.000	-1.200	0.000	10.000	BREF 5.3120 IN.
(A77019)	M556 (IA1) NAR ATP BL LV (O1) (T1) (S1)	80.000	-1.200	0.000	0.000	XMRP 4.8200 IN. YMRP 0.0000 IN. ZMRP 0.0000 IN. SCALE 0.0040

MACH 1.97

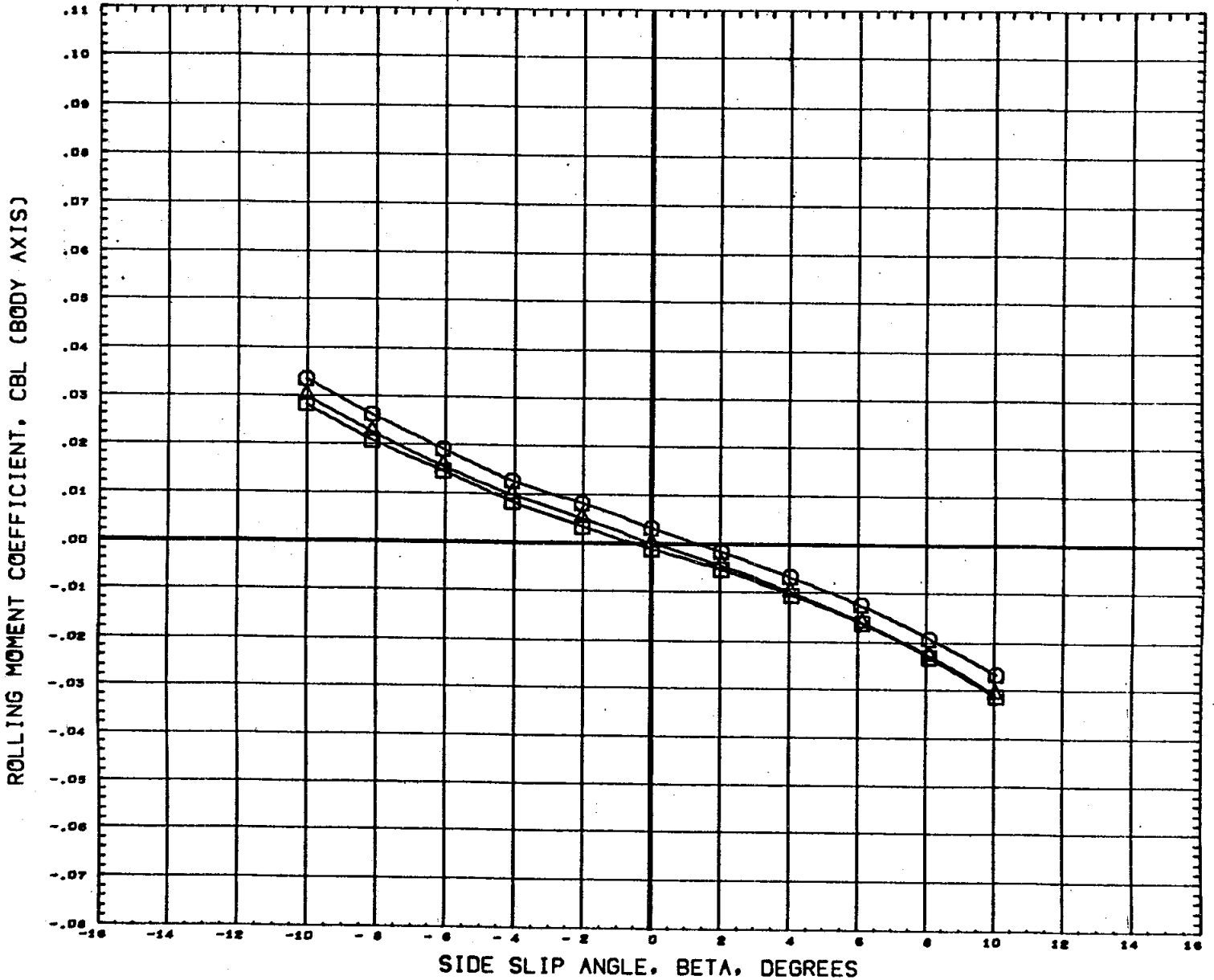
EFFECT OF AILERON



DATA SET SYMBOL	CONFIGURATION DESCRIPTION	PHI	ORBINC	RUDDER	AILRON	REFERENCE INFORMATION	
(A77025)	H556 (IA1) NAR ATP BL LV (O1) (T1) (S1)	80.000	0.000	0.000	10.000	SREF	7.4190 80. IN.
(A77015)	H556 (IA1) NAR ATP BL LV (O1) (T1) (S1)	80.000	0.000	0.000	0.000	LREF	5.3120 IN.
(A77035)	DATA NOT AVAILABLE FOR ALL CONDITIONS	80.000	-1.200	0.000	10.000	BREF	5.3120 IN.
(A77019)	H556 (IA1) NAR ATP BL LV (O1) (T1) (S1)	80.000	-1.200	0.000	0.000	XMRP	4.8200 IN.
						YMRP	0.0000 IN.
						ZMRP	0.0000 IN.
						SCALE	0.0040

MACH 2.99

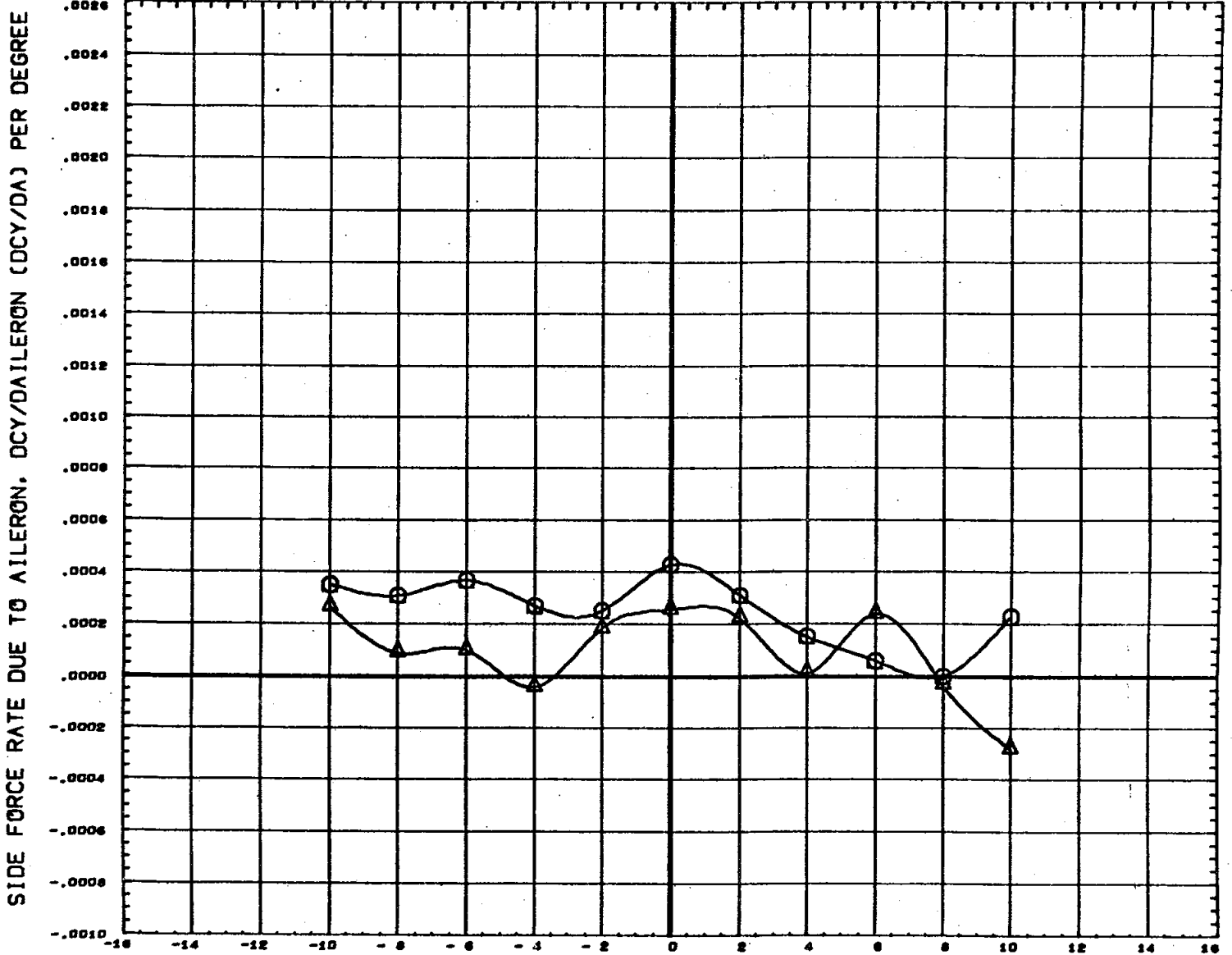
EFFECT OF AILERON



DATA SET SYMBOL	CONFIGURATION DESCRIPTION	PHI	ORBINC	RUDDER	AILRON	REFERENCE INFORMATION	
(A77025)	M556 (IA1) NAR ATP BL LV (O1) (T1) (S1)	80.000	0.000	0.000	10.000	.SREF	7.4190 30. IN.
(A77015)	M556 (IA1) NAR ATP BL LV (O1) (T1) (S1)	80.000	0.000	0.000	0.000	LREF	5.3120 IN.
(A77035)	DATA NOT AVAILABLE FOR ALL CONDITIONS	80.000	-1.200	0.000	10.000	BREF	5.3120 IN.
(A77019)	M556 (IA1) NAR ATP BL LV (O1) (T1) (S1)	80.000	-1.200	0.000	0.000	XMRP	4.8200 IN.
						YMRP	0.0000 IN.
						ZMRP	0.0000 IN.
						SCALE	0.0040

MACH 4.96

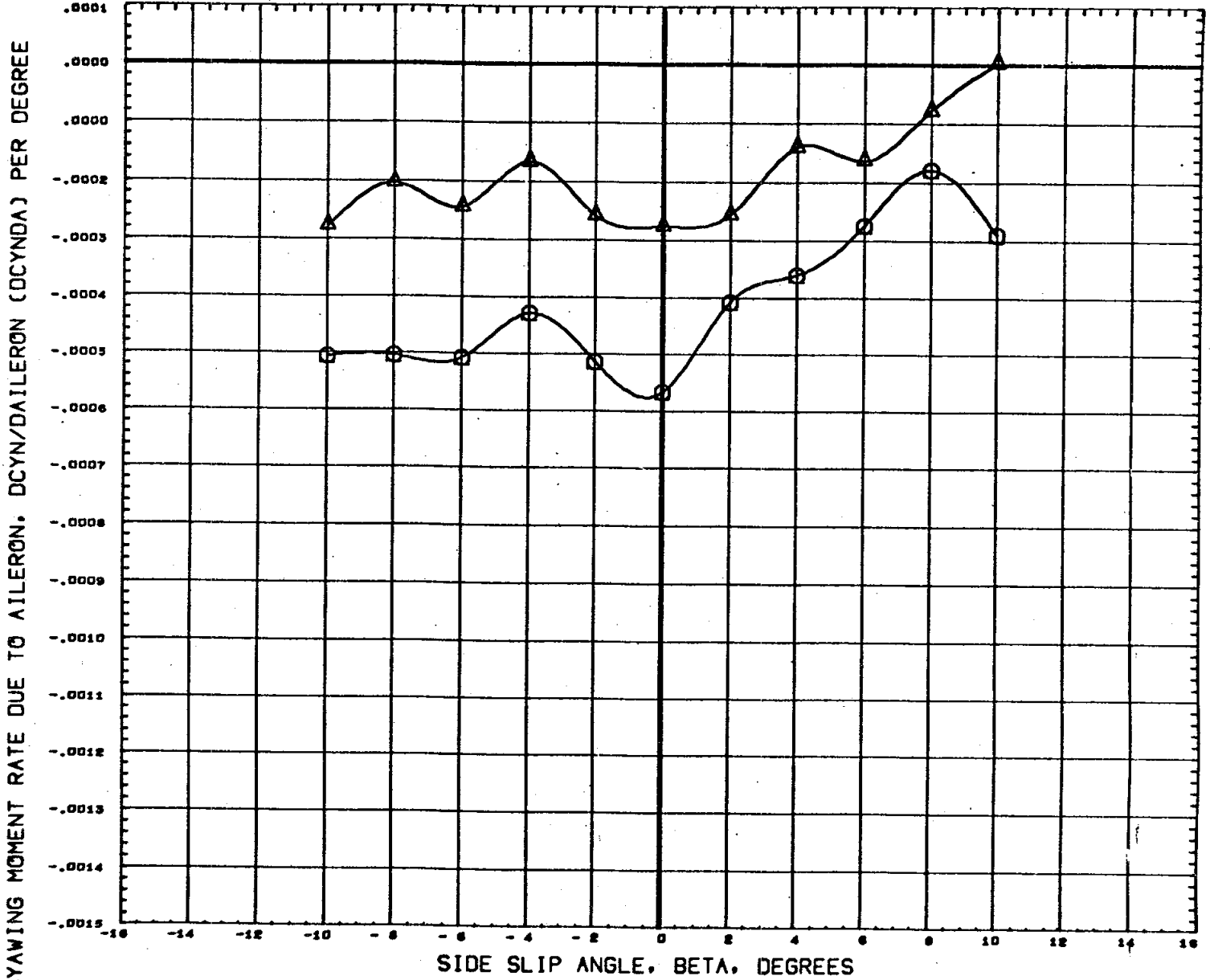
EFFECT OF AILERON



DATA SET SYMBOL	CONFIGURATION DESCRIPTION	PHI	ORBINC	RUDDER	DA	REFERENCE INFORMATION
(F77C25)	M556 (IA1) NAR ATP BL LV (O1) (T1) (S1)	80.000	0.000	0.000	10.000	SREF 7.4190 36. IN.
(F77C35)	M556 (IA1) NAR ATP BL LV (O1) (T1) (S1)	80.000	-1.200	0.000	10.000	LREF 5.3120 IN. BREF 5.3120 IN. XMRP 4.8200 IN. YMRP 0.0000 IN. ZMRP 0.0000 IN. SCALE 0.0040

MACH 1.96

EFFECT OF AILERON



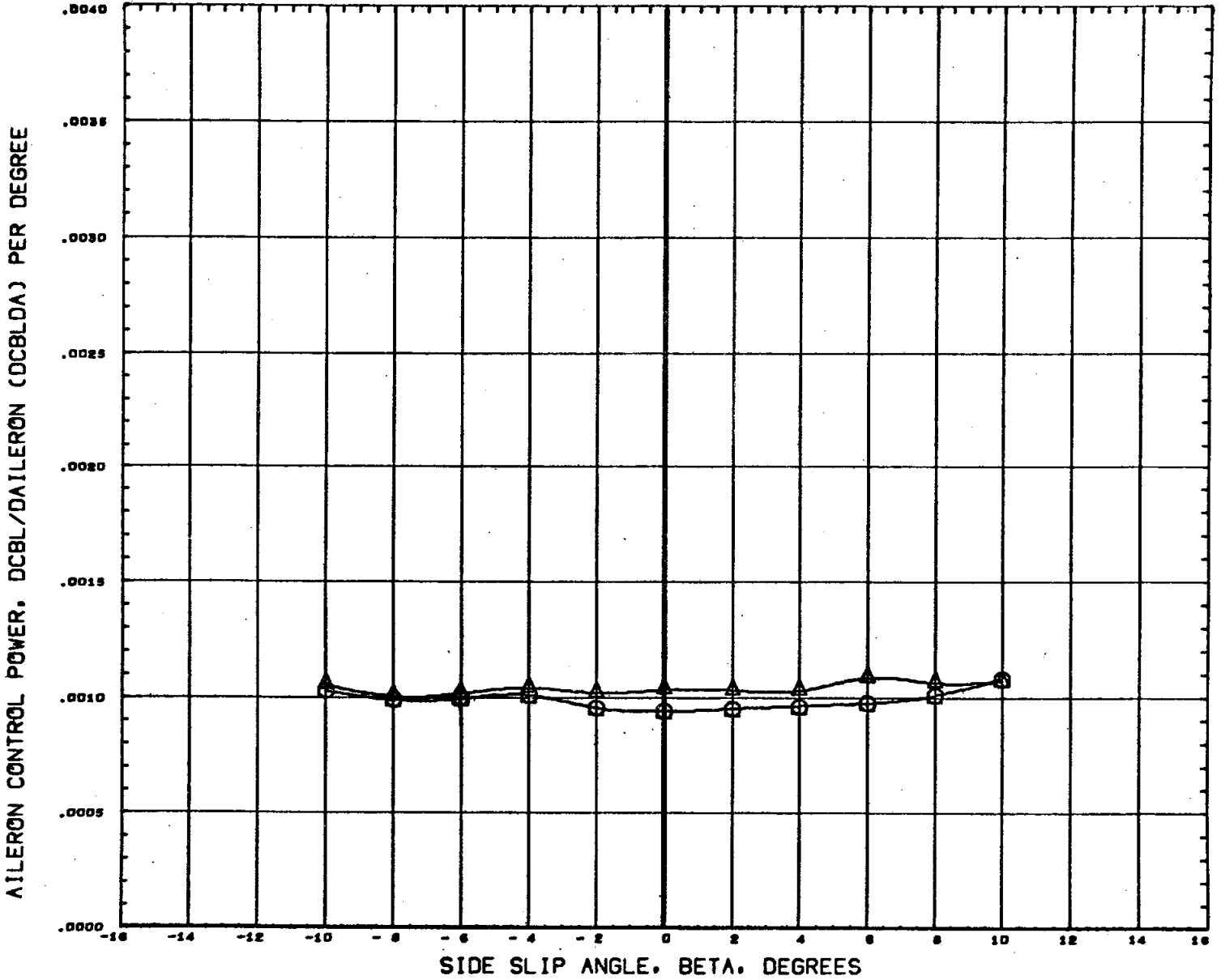
DATA SET SYMBOL CONFIGURATION DESCRIPTION
 (F77C25) \circ M556 (ZA1) NAR ATP BL LV (O1) (T1) (S1)
 (F77C39) Δ M556 (ZA1) NAR ATP BL LV (O1) (T1) (S1)

PHI ORBINC RUDDER DA
 80.000 0.000 0.000 10.000
 80.000 -1.200 0.000 10.000

REFERENCE INFORMATION
 SREF 7.4190 SQ. IN.
 LREF 5.3120 IN.
 BREF 5.3120 IN.
 XHRP 4.8200 IN.
 YHRP 0.0000 IN.
 ZHRP 0.0000 IN.
 SCALE 0.0040

MACH 1.96

EFFECT OF AILERON

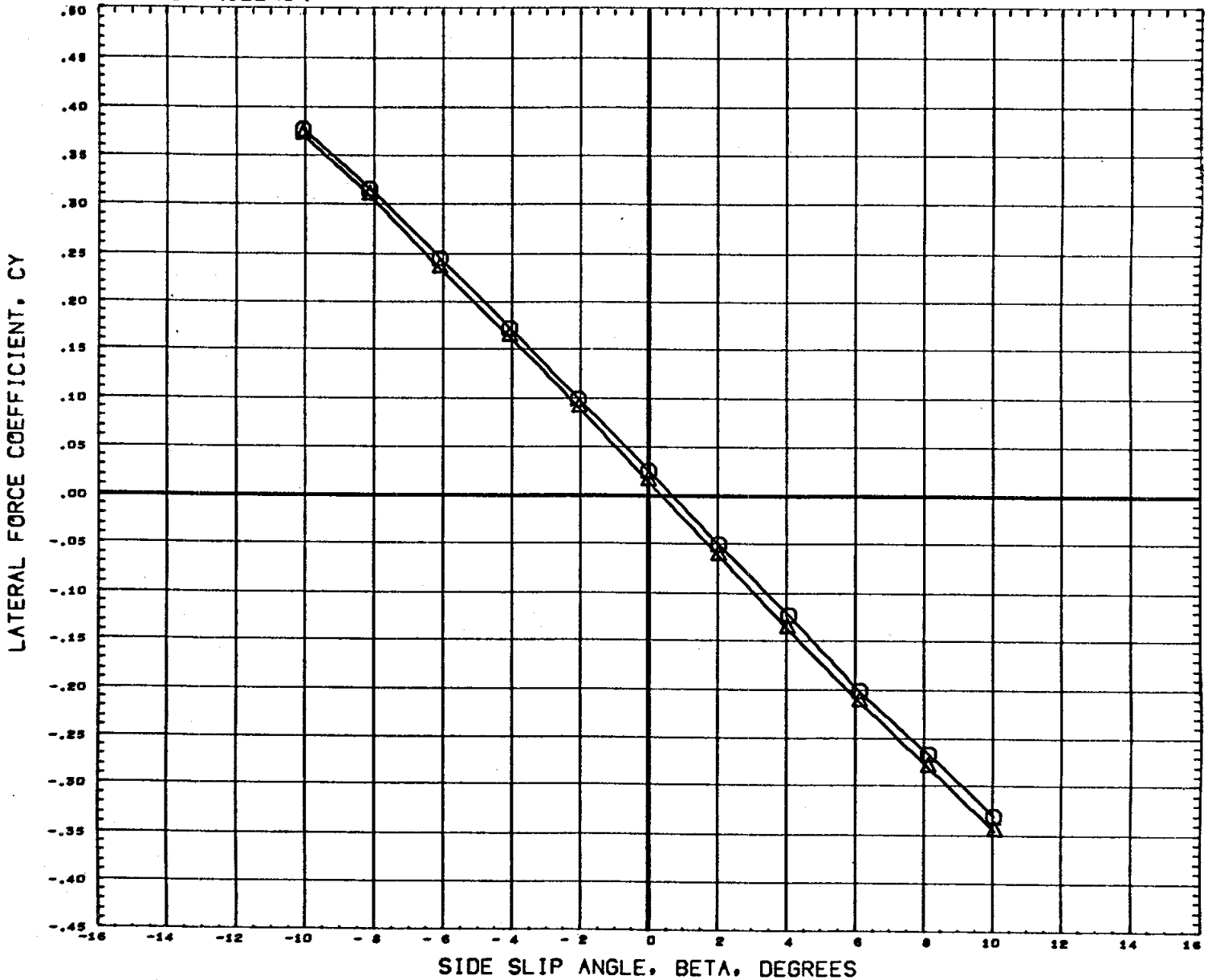


DATA SET SYMBOL CONFIGURATION DESCRIPTION
 (P77C25) Δ M556(IA1) NAR ATP BL LV (O1) (T1) (S1)
 (P77C35) \circ M556(IA1) NAR ATP BL LV (O1) (T1) (S1)

PHI	ORBINC	RUDDER	DA	REFERENCE INFORMATION	
80.000	0.000	0.000	10.000	SREF	7.4190 80.IN.
80.000	-1.200	0.000	10.000	LREF	5.3120 IN.
				BREF	5.3120 IN.
				XMRP	4.0200 IN.
				YMRP	0.0000 IN.
				ZMRP	0.0000 IN.
				SCALE	0.0040

MACH 1.96

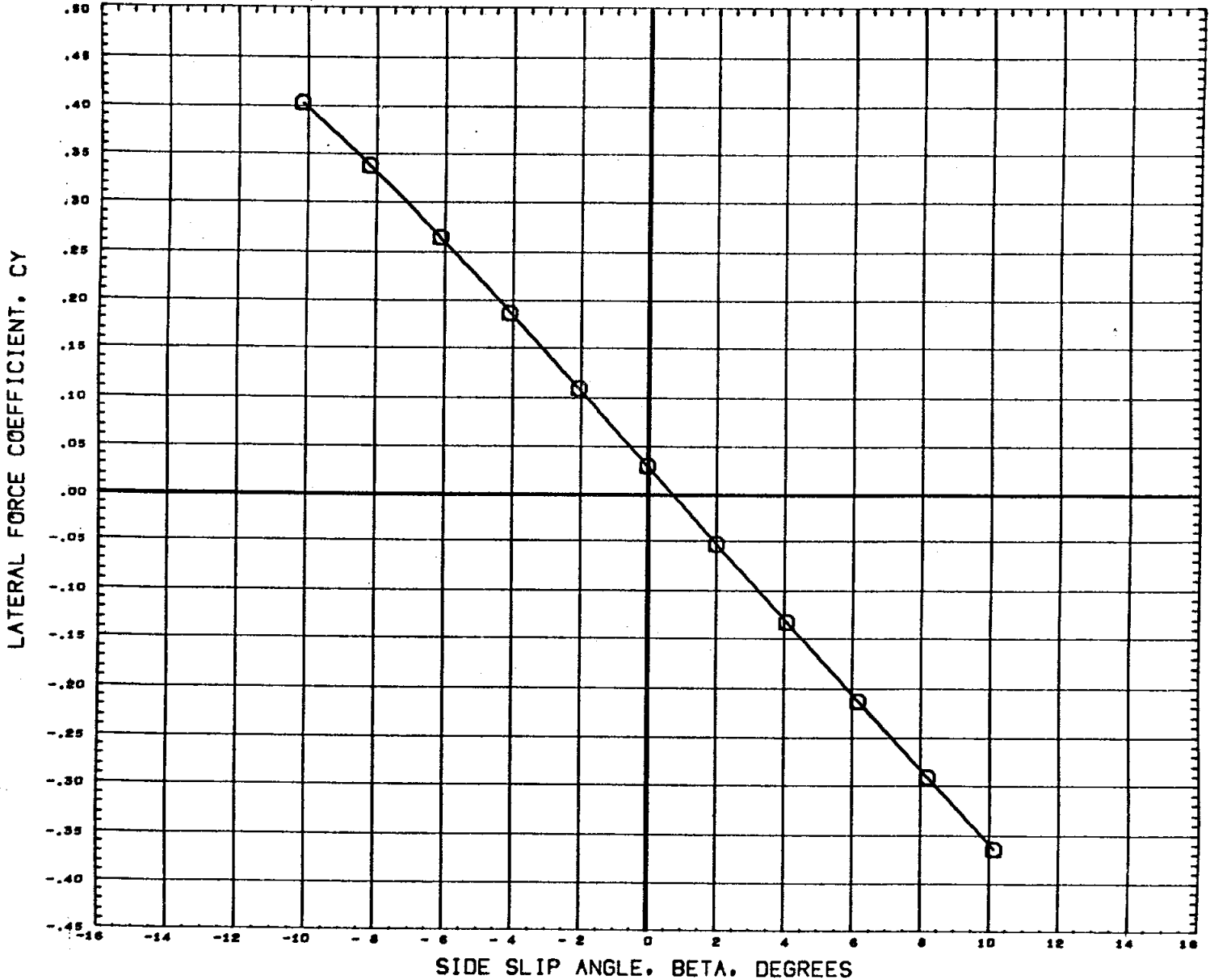
EFFECT OF AILERON



DATA SET SYMBOL	CONFIGURATION DESCRIPTION	PHI	ORBINC	RUDDER	AILRON	REFERENCE INFORMATION	
(A77027)	M556 (IA1) NAR ATP BL LV (O2) (T1) (S1)	80.000	0.000	0.000	10.000	SREF	7.4190 30. IN.
(A77017)	M556 (IA1) NAR ATP BL LV (O2) (T1) (S1)	80.000	0.000	0.000	0.000	LREF	5.3120 IN.
						BREF	5.3120 IN.
						XMRP	4.8200 IN.
						YMRP	0.0000 IN.
						ZMRP	0.0000 IN.
						SCALE	0.0040

MACH .60

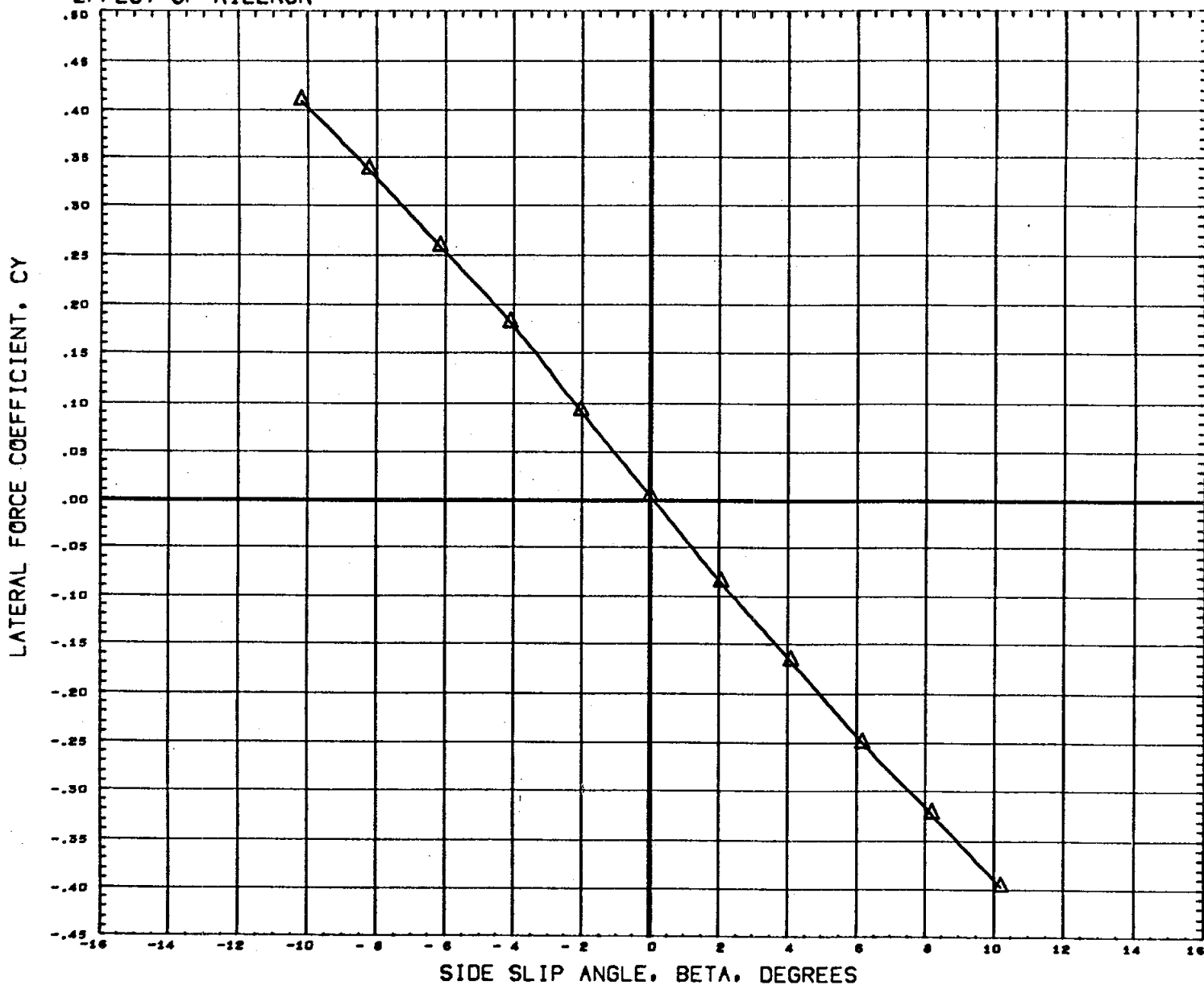
EFFECT OF AILERON



DATA SET SYMBOL	CONFIGURATION DESCRIPTION	PHI	ORBINC	RUDDER	AILRON	REFERENCE INFORMATION	
(A77027)	M556 (IA1) NAR ATP BL LV (O2) (T1) (S1)	80.000	0.000	0.000	10.000	SREF	7.4190 sq. in.
(A27017)	DATA NOT AVAILABLE FOR ALL CONDITIONS	80.000	0.000	0.000	0.000	LREF	5.3120 in.
						BREF	5.3120 in.
						XMRP	4.8200 in.
						YMRP	0.0000 in.
						ZMRP	0.0000 in.
						SCALE	0.0040

MACH .80

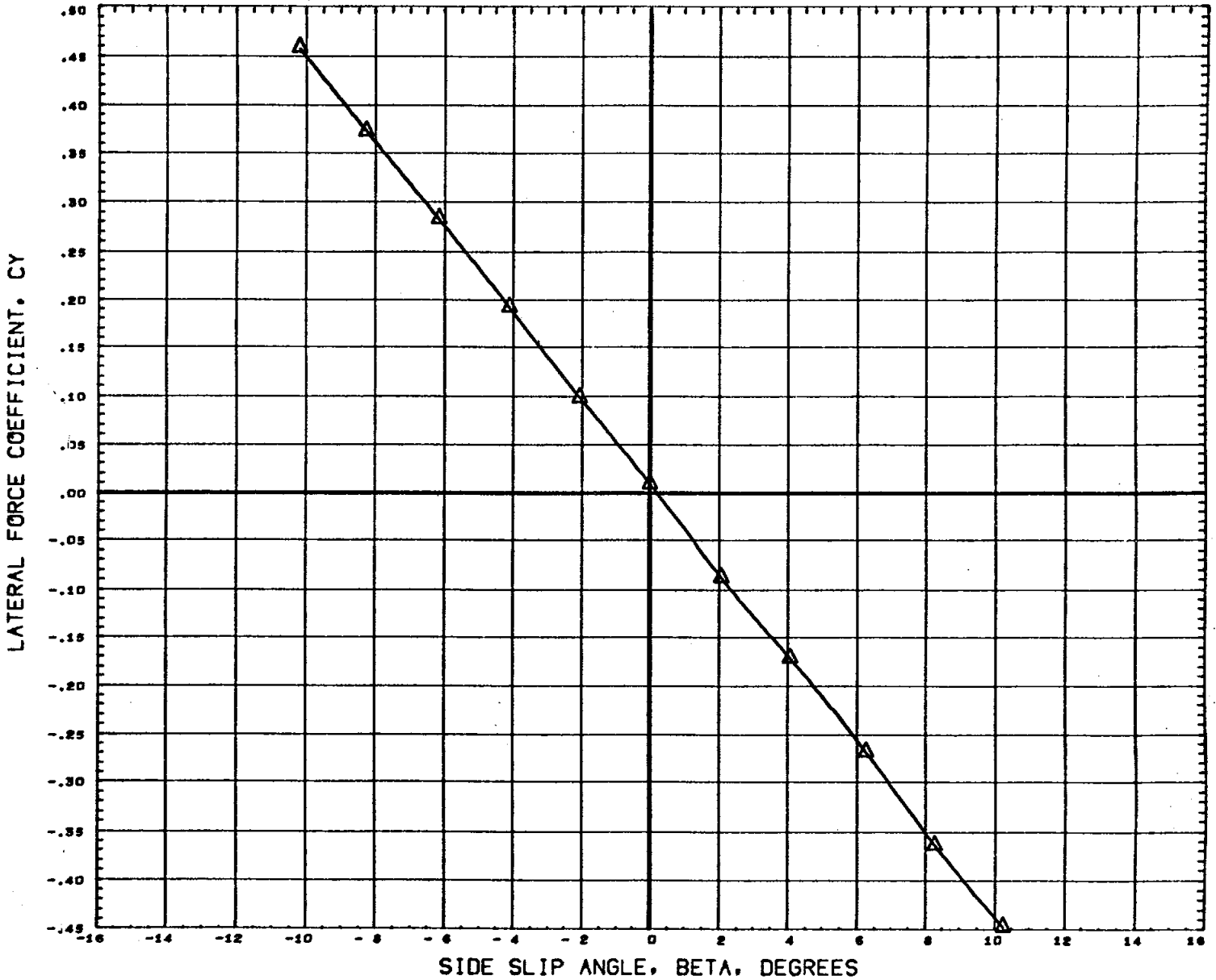
EFFECT OF AILERON



DATA SET SYMBOL	CONFIGURATION DESCRIPTION	PHI	ORBINC	RUDDER	AILRON	REFERENCE INFORMATION	
(A77D27)	DATA NOT AVAILABLE FOR ALL CONDITIONS	80.000	0.000	0.000	10.000	SREF	7.4190 SQ. IN.
(A77D17)	M556 (IA1) MAR ATP BL LV (O2) (T1) (S1)	80.000	0.000	0.000	0.000	LREF	5.3120 IN.
						BREF	5.3120 IN.
						XMRP	4.8200 IN.
						YMRP	0.0000 IN.
						ZMRP	0.0000 IN.
						SCALE	0.0040

MACH .90

EFFECT OF AILERON



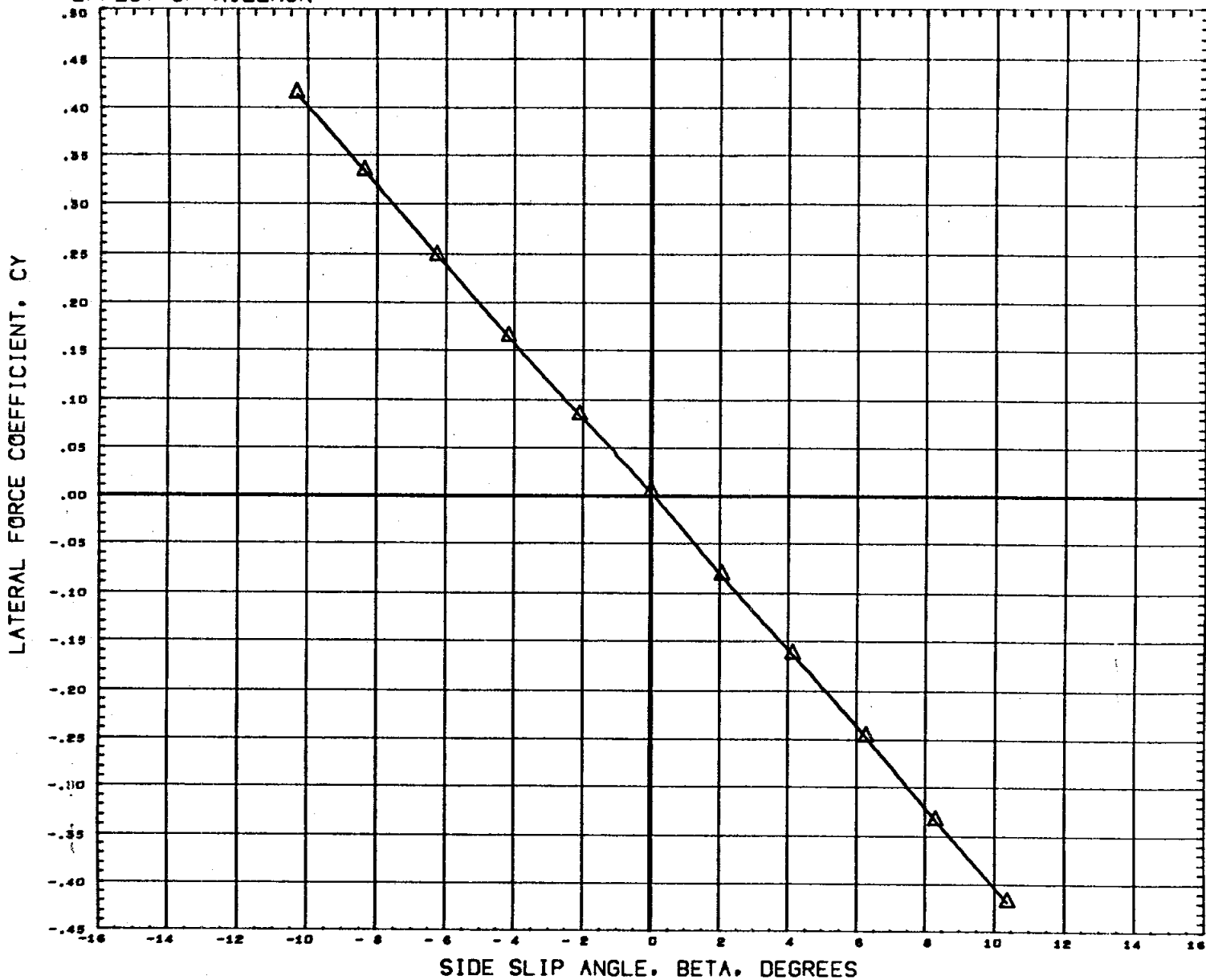
DATA SET SYMBOL CONFIGURATION DESCRIPTION
 (A77027) □ DATA NOT AVAILABLE FOR ALL CONDITIONS
 (A77017) △ M556 (IA1) NAR ATP BL LV (O2) (T1) (S1)

PHI	ORBINC	RUDDER	AILRON	REFERENCE INFORMATION	
80.000	0.000	0.000	10.000	SREF	7.4190 39. IN.
80.000	0.000	0.000	0.000	LREF	5.3120 IN.
				BREF	5.3120 IN.
				XMRP	4.8200 IN.
				YMRP	0.0000 IN.
				ZMRP	0.0000 IN.
				SCALE	0.0040

MACH 1.00

PAGE 444

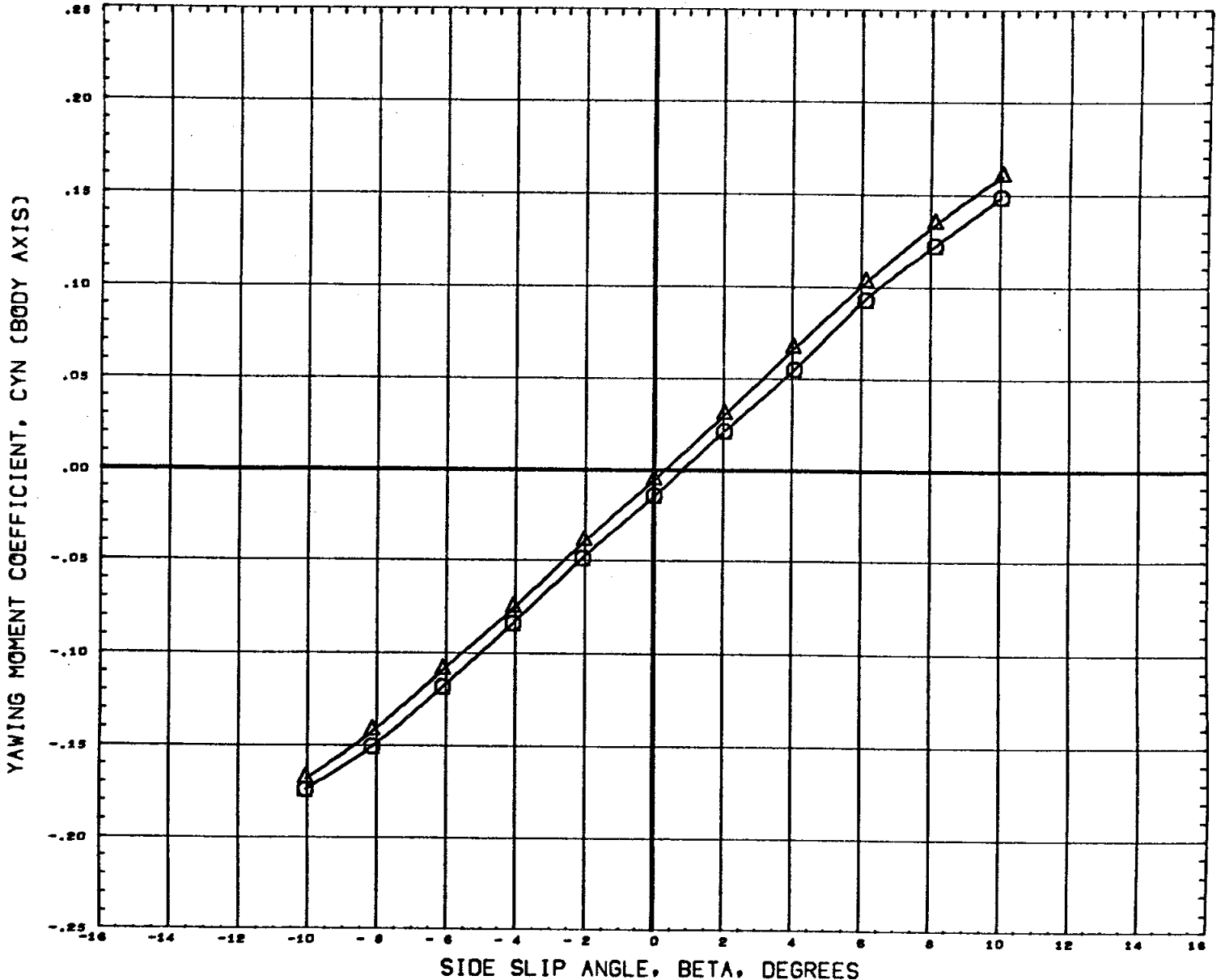
EFFECT OF AILERON



DATA SET SYMBOL	CONFIGURATION DESCRIPTION	PHI	ORBINC	RUDDER	AILRON	REFERENCE INFORMATION
(A77027)	DATA NOT AVAILABLE FOR ALL CONDITIONS	80.000	0.000	0.000	10.000	SREF 7.4190 sq. in.
(A77017)	M556 (IA1) NAR ATP BL LV (O2) (T1) (S1)	80.000	0.000	0.000	0.000	LREF 5.3120 IN.
						BREF 5.3120 IN.
						KNRP 4.8200 IN.
						YMRP 0.0000 IN.
						ZMRP 0.0000 IN.
						SCALE 0.0040

MACH 1.20

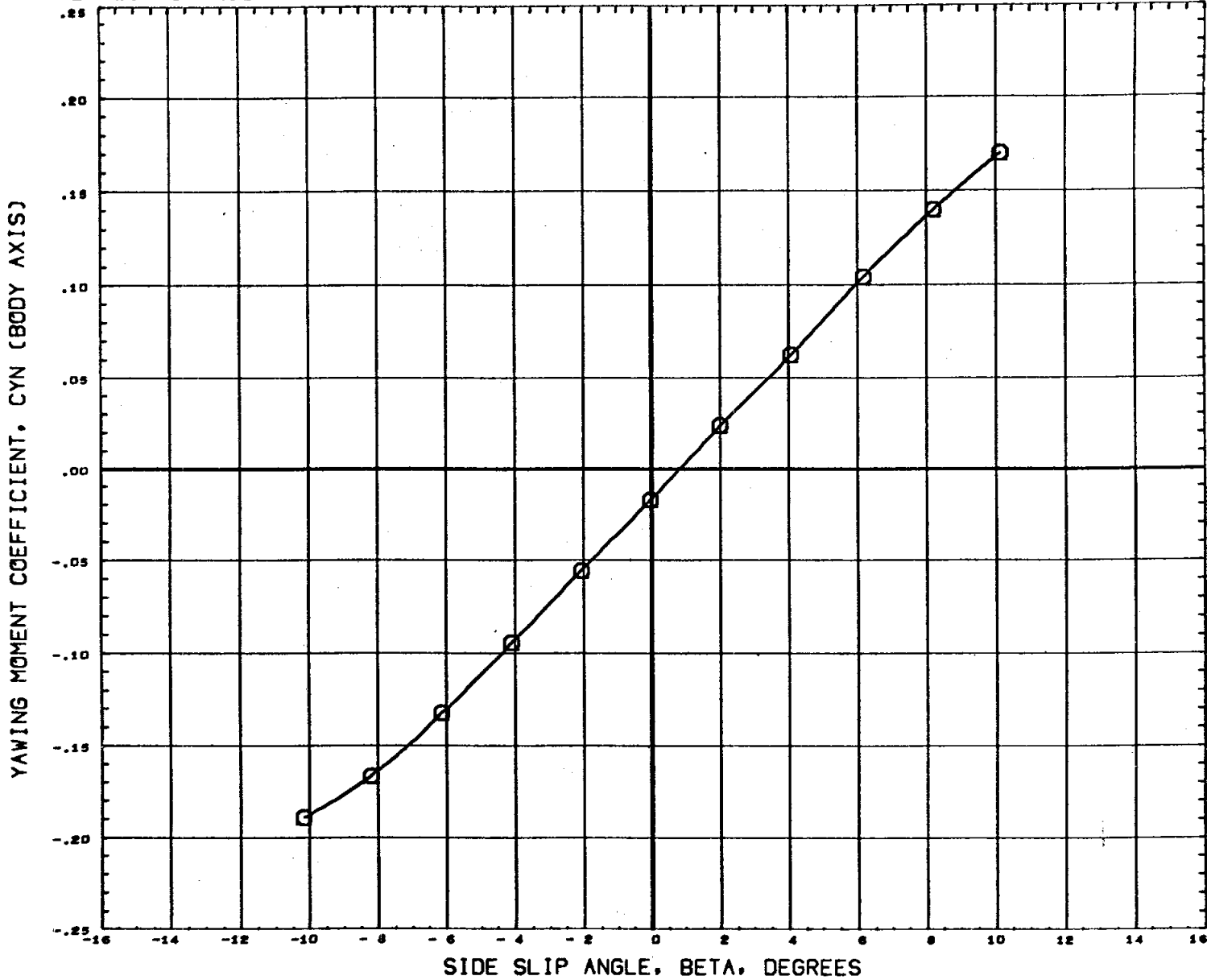
EFFECT OF AILERON



DATA SET SYMBOL	CONFIGURATION DESCRIPTION	PHI	ORBINC	RUDDER	AILRON	REFERENCE INFORMATION
(A77027)	□ M556 (IA1) NAR ATP BL LV (O2) (T1) (S1)	80.000	0.000	0.000	10.000	SREF 7.4190 sq. IN.
(A77017)	△ M556 (IA1) NAR ATP BL LV (O2) (T1) (S1)	80.000	0.000	0.000	0.000	LREF 5.3120 IN.
						BREF 5.3120 IN.
						XMRP 4.6200 IN.
						YMRP 0.0000 IN.
						ZMRP 0.0000 IN.
						SCALE 0.0040

MACH .60

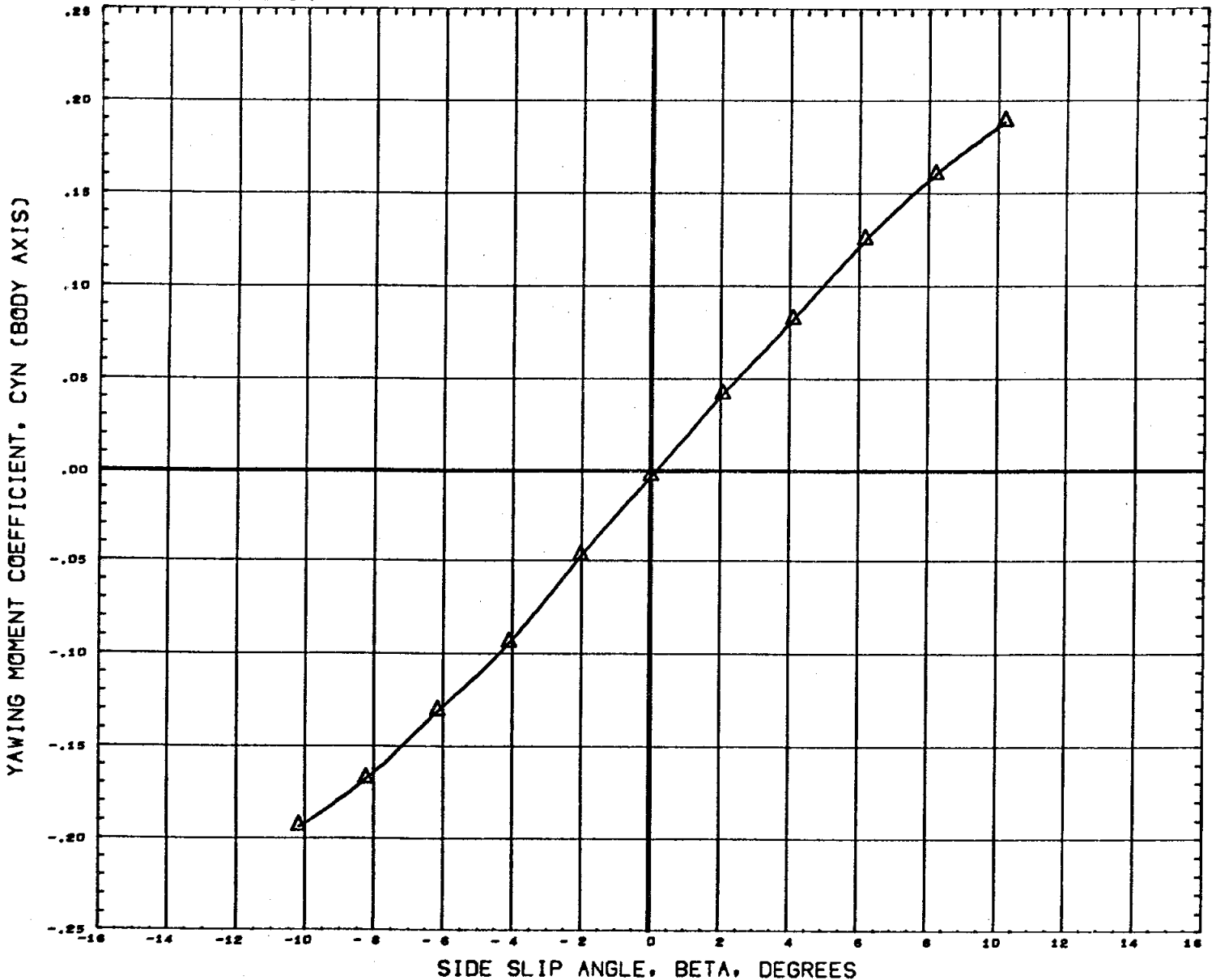
EFFECT OF AILERON



DATA SET SYMBOL	CONFIGURATION DESCRIPTION	PHI	ORBINC	RUDDER	AILRON	REFERENCE INFORMATION	
(A77027)	M556 (IA1) HAR ATP BL LV (O2) (T1) (S1)	80.000	0.000	0.000	10.000	SREF	7.4190 sq. in.
(A77017)	DATA NOT AVAILABLE FOR ALL CONDITIONS	80.000	0.000	0.000	0.000	LREF	5.3120 in.
						BREF	5.3120 in.
						XMRP	4.8200 in.
						YMRP	0.0000 in.
						ZMRP	0.0000 in.
						SCALE	0.0040

MACH .80

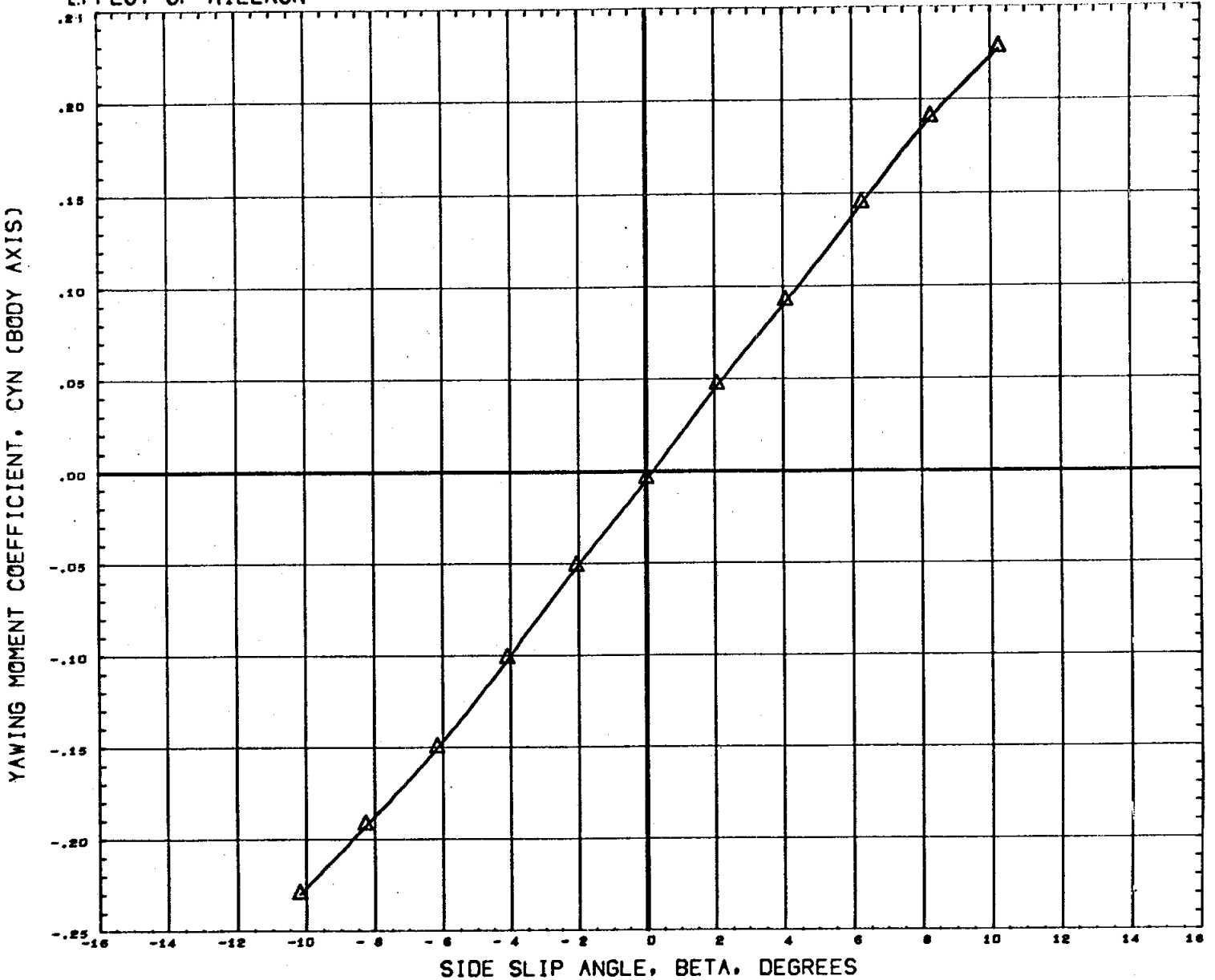
EFFECT OF AILERON




DATA SET SYMBOL	CONFIGURATION DESCRIPTION	PHI	ORBINC	RUDDER	AILRON	REFERENCE INFORMATION
(A77027)	DATA NOT AVAILABLE FOR ALL CONDITIONS	80.000	0.000	0.000	10.000	SREF 7.4190 sq. IN.
(A77017)	H556 (JA1) NAR ATP BL LV (O2) (T1) (S1)	80.000	0.000	0.000	0.000	LREF 5.3120 IN.
						BREF 5.3120 IN.
						XMRP 4.8200 IN.
						YMRP 0.0000 IN.
						ZMRP 0.0000 IN.
						SCALE 0.0040

MACH .90

EFFECT OF AILERON



DATA SET SYMBOL (A77D27) (A77D17)  CONFIGURATION DESCRIPTION DATA NOT AVAILABLE FOR ALL CONDITIONS N556 (IA1) NAR ATP BL LV (O2) (T1) (S1)

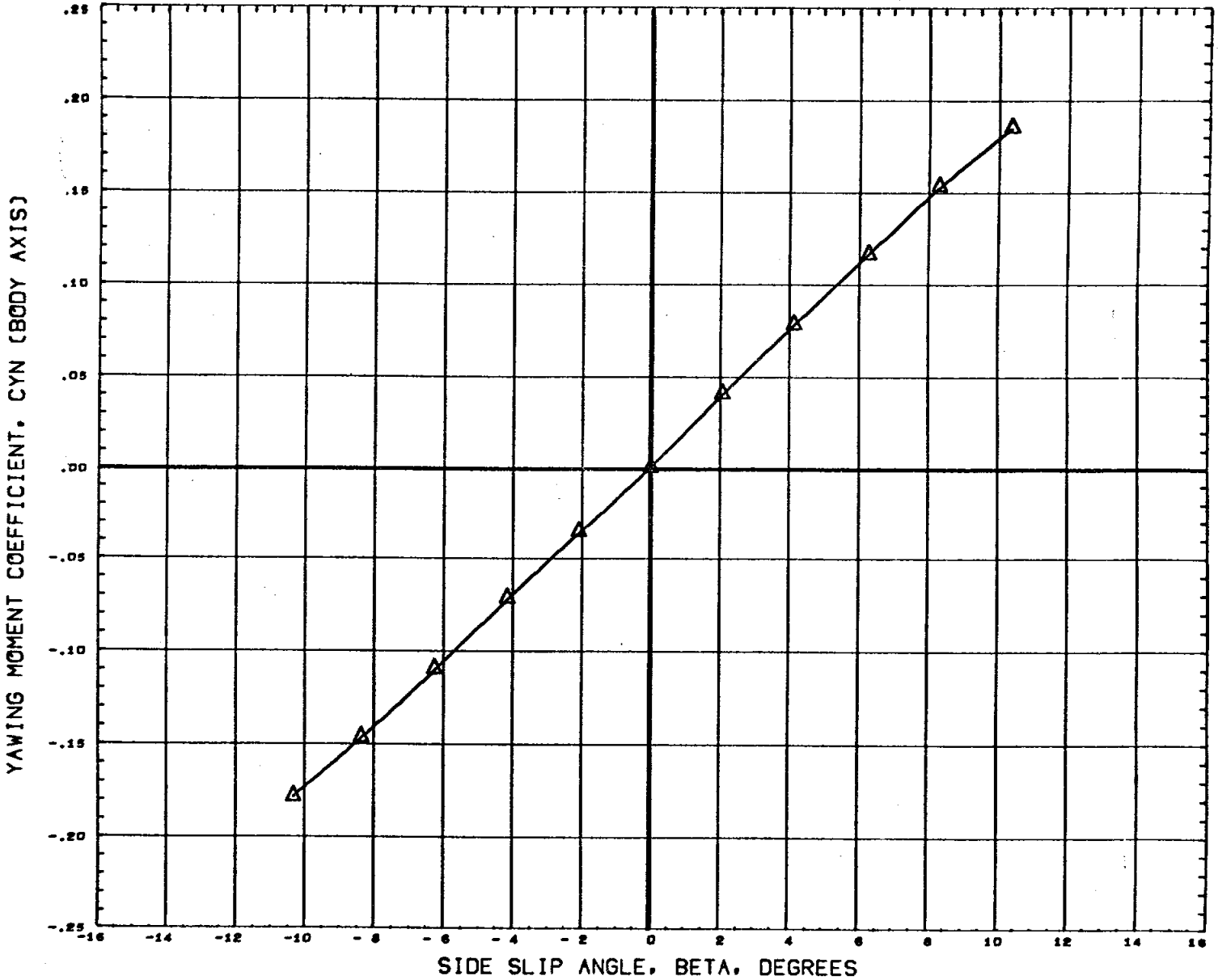
PHI	ORBINC	RUDDER	AILRON
80.000	0.000	0.000	10.000
80.000	0.000	0.000	0.000

REFERENCE INFORMATION		
SREF	7.4190	sq. in.
LREF	5.3120	in.
BREF	5.3120	in.
YMRP	4.8200	in.
ZMRP	0.0000	in.
ZMRP	0.0000	in.
SCALE	0.0040	

MACH 1.00

PAGE 449

EFFECT OF AILERON

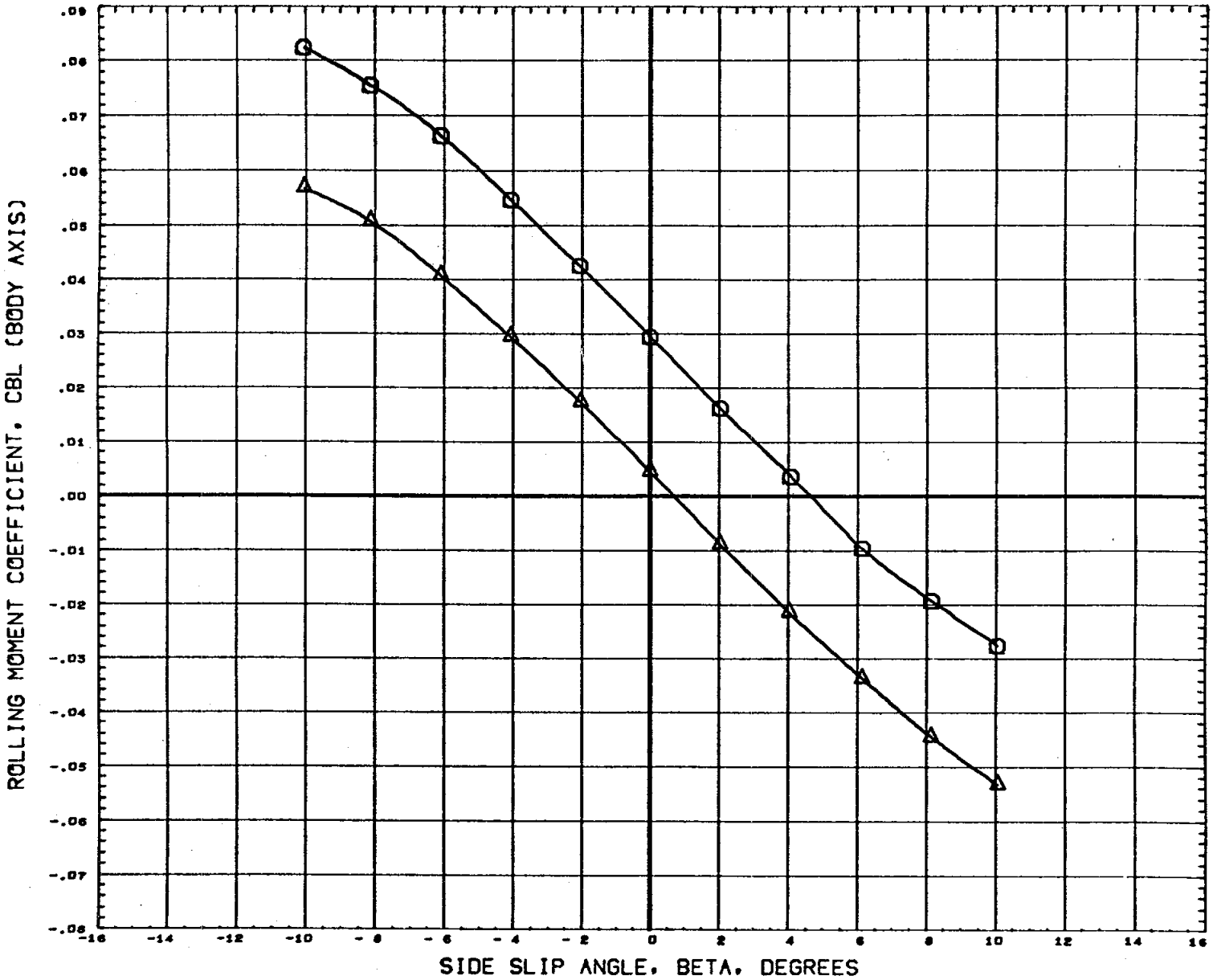


DATA SET SYMBOL CONFIGURATION DESCRIPTION
 (A77027) Δ DATA NOT AVAILABLE FOR ALL CONDITIONS
 (A77017) Δ M556 (IA1) NAR ATP BL LV (O2) (T1) (S1)

PHI	ORBINC	RUDDER	AILRON	REFERENCE INFORMATION	
80.000	0.000	0.000	10.000	SREF	7.4190 SQ. IN.
80.000	0.000	0.000	0.000	LREF	5.3120 IN.
				BREF	5.3120 IN.
				XMRP	4.8200 IN.
				YMRP	0.0000 IN.
				ZMRP	0.0000 IN.
				SCALE	0.0040

MACH 1.20

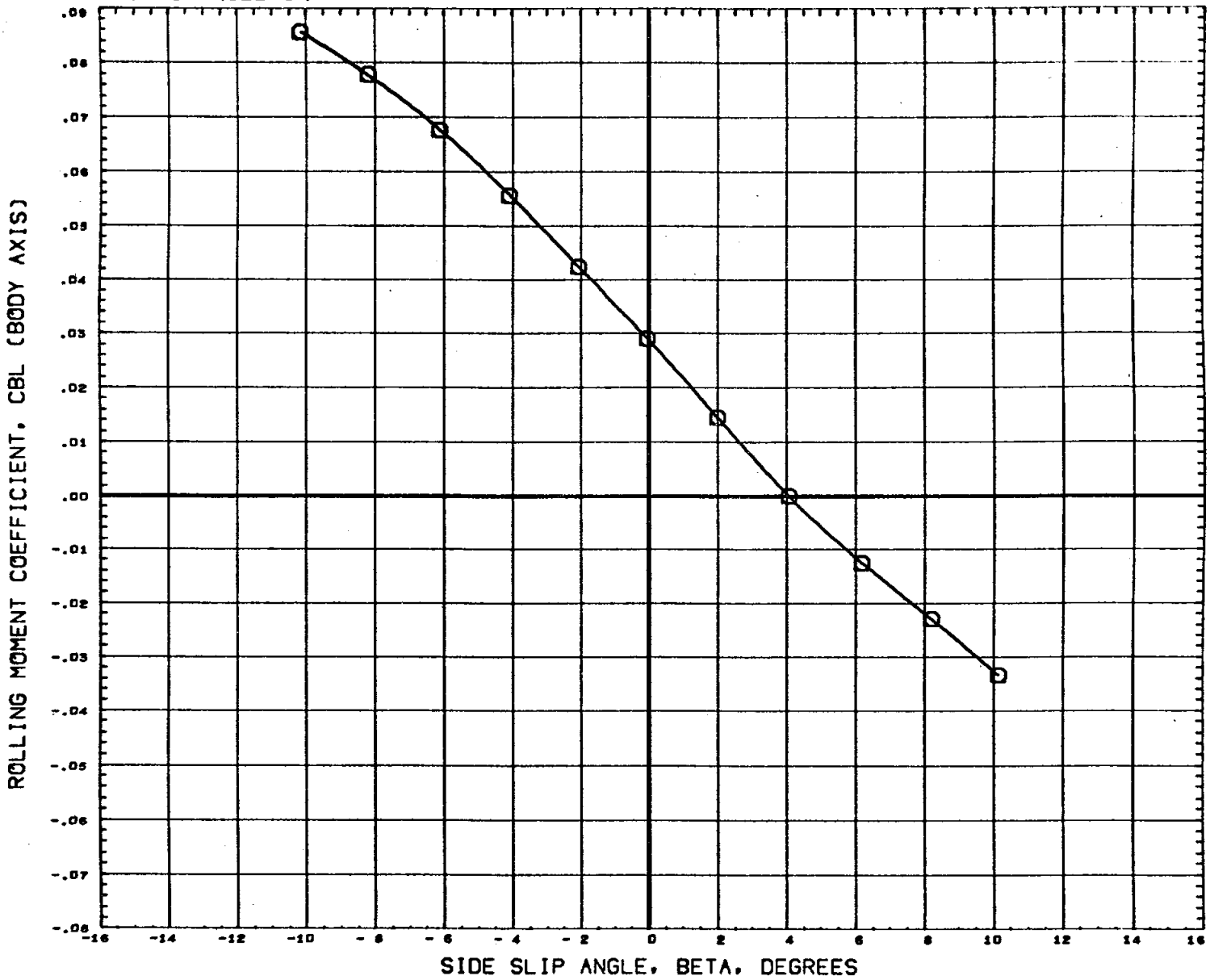
EFFECT OF AILERON



DATA SET SYMBOL	CONFIGURATION DESCRIPTION	PHI	ORBINC	RUDDER	AILRON	REFERENCE INFORMATION
(A77027)	○ H556 (IA1) NAR ATP BL LV (O2) (T1) (S1)	80.000	0.000	0.000	10.000	SREF 7.4190 sq. in.
(A77017)	△ H556 (IA1) NAR ATP BL LV (O2) (T1) (S1)	80.000	0.000	0.000	0.000	LREF 5.3120 in.
						BREF 5.3120 in.
						XNRP 4.8200 in.
						YNRP 0.0000 in.
						ZNRP 0.0000 in.
						SCALE 0.0040

MACH .60

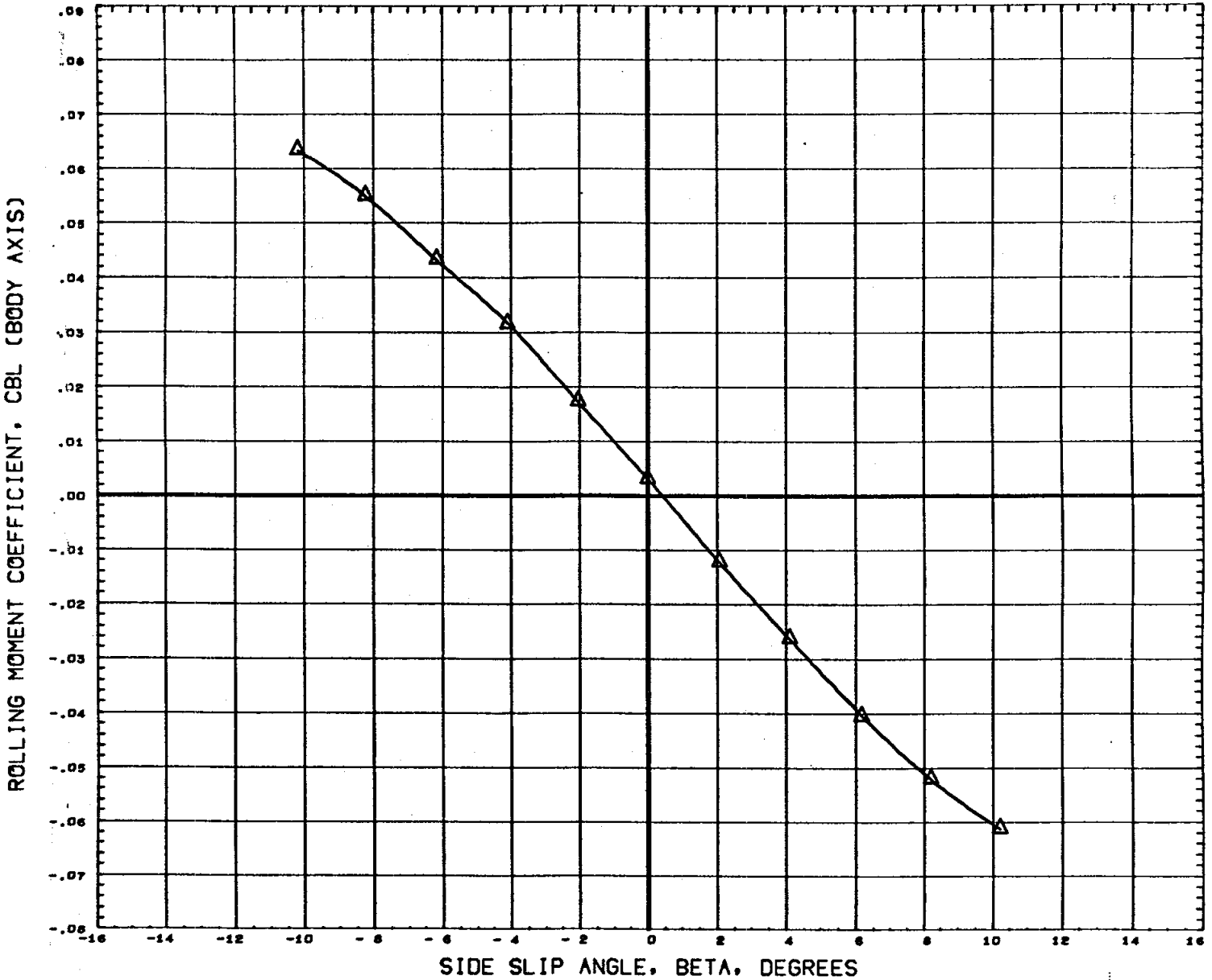
EFFECT OF AILERON



DATA SET SYMBOL	CONFIGURATION DESCRIPTION	PHI	ORBINC	RUDDER	AILRON	REFERENCE INFORMATION	
(A77027)	M556 (IA1) NAR ATP BL LV (O2) (T1) (S1)	80.000	0.000	0.000	10.000	SREF	7.4190 38. IN.
(A77017)	DATA NOT AVAILABLE FOR ALL CONDITIONS	80.000	0.000	0.000	0.000	LREF	5.3120 IN.
						BREF	5.3120 IN.
						XMRP	4.6200 IN.
						YMRP	0.0000 IN.
						ZMRP	0.0000 IN.
						SCALE	0.0040

MACH .80

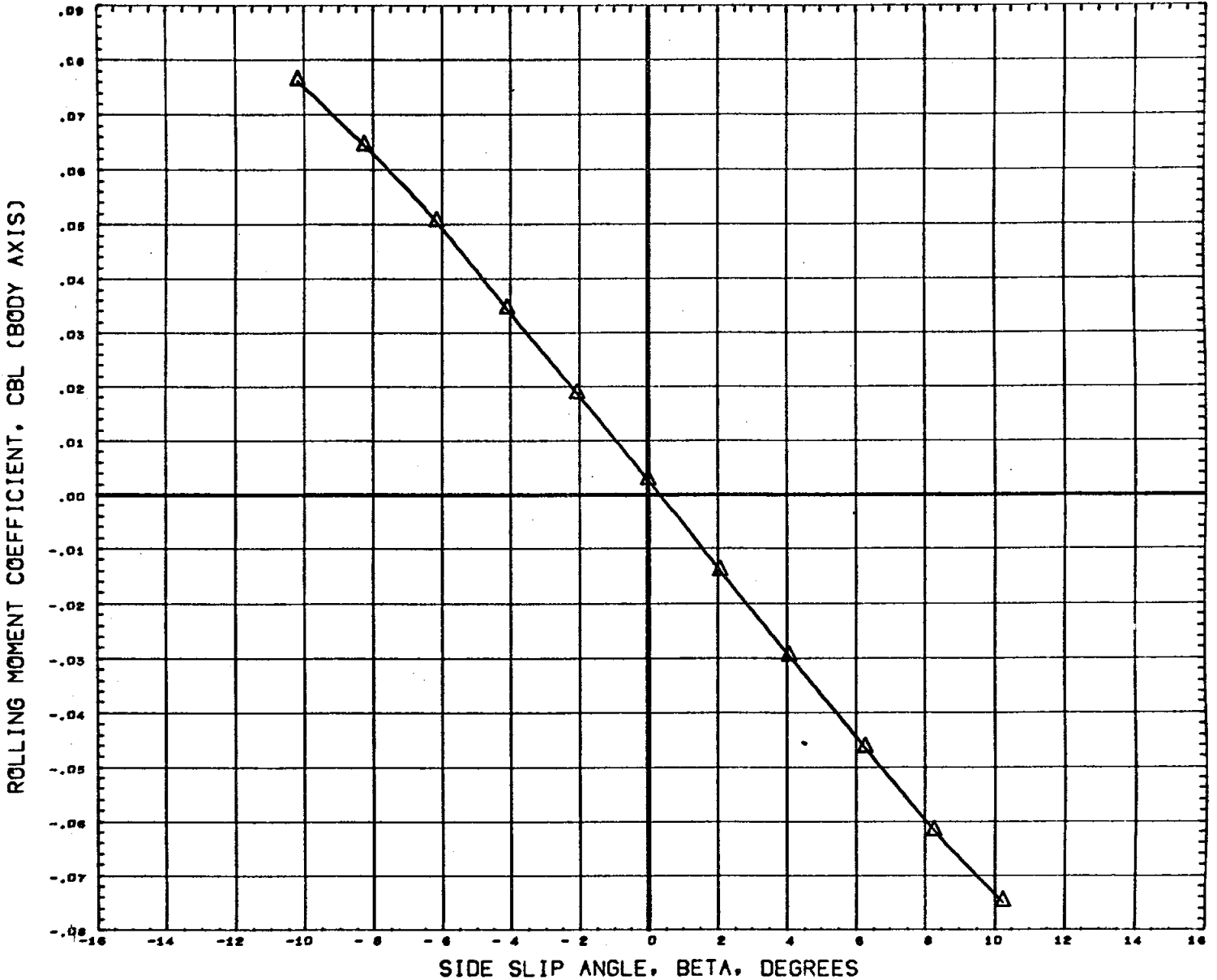
EFFECT OF AILERON



DATA SET SYMBOL	CONFIGURATION DESCRIPTION	PHI	ORBINC	RUDDER	AILRON	REFERENCE INFORMATION
(A77027)	DATA NOT AVAILABLE FOR ALL CONDITIONS	80.000	0.000	0.000	10.000	SREF 7.4190 sq. in.
(A77017)	M556 (IA1) NAR ATP BL LV (O2) (T1) (S1)	80.000	0.000	0.000	0.000	LREF 5.3120 in.
						BREF 5.3120 in.
						XMRP 4.8200 in.
						YMRP 0.0000 in.
						ZMRP 0.0000 in.
						SCALE 0.0040

MACH .90

EFFECT OF AILERON

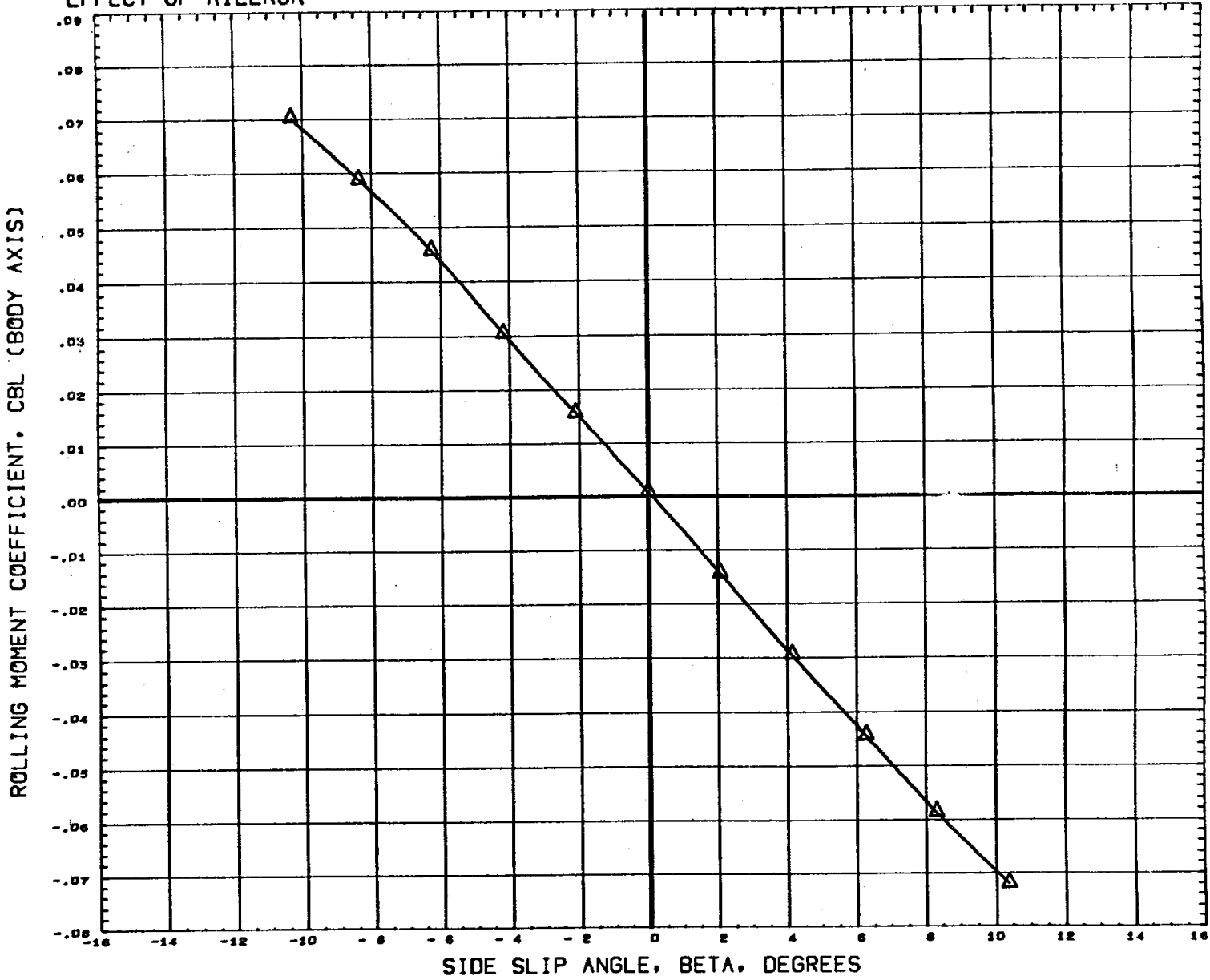


DATA SET SYMBOL CONFIGURATION DESCRIPTION
 (A77027) \square DATA NOT AVAILABLE FOR ALL CONDITIONS
 (A77017) \triangle M556 (IA1) NAR ATP BL LV (O2) (T1) (S1)

PHI	ORBINC	RUDDER	AILRON	REFERENCE INFORMATION	
80.000	0.000	0.000	10.000	SREF	7.4190 sq. in.
80.000	0.000	0.000	0.000	LREF	9.3120 in.
				BREF	9.3120 in.
				XMRP	4.8200 in.
				YMRP	0.0000 in.
				ZMRP	0.0000 in.
				SCALE	0.0040

MACH 1.00

EFFECT OF AILERON



DATA SET SYMBOL CONFIGURATION DESCRIPTION
 (A77027) DATA NOT AVAILABLE FOR ALL CONDITIONS
 (A77017) M556 (IA1) NAR ATP BL LV (O2) (T1) (S1)

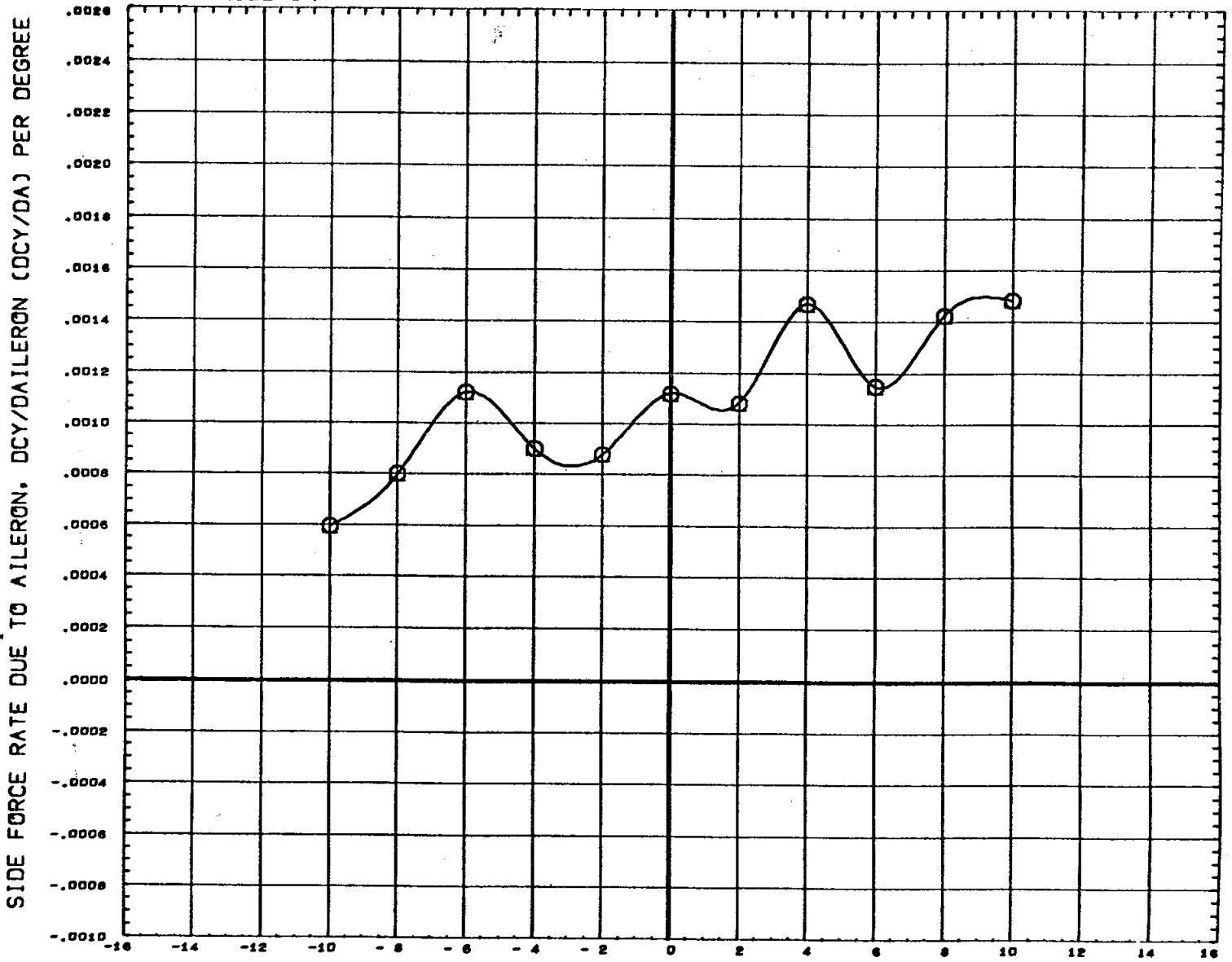
PHI	ORBINC	RUDDER	AILRON
80.000	0.000	0.000	10.000
80.000	0.000	0.000	0.000

REFERENCE INFORMATION	
SREF	7.4190 38. IN.
LREF	5.3120 IN.
BREF	5.3120 IN.
XMRP	4.8200 IN.
YMRP	0.0000 IN.
ZMRP	0.0000 IN.
SCALE	0.0040

MACH 1.20

PAGE 455

EFFECT OF AILERON



SIDE SLIP ANGLE, BETA, DEGREES

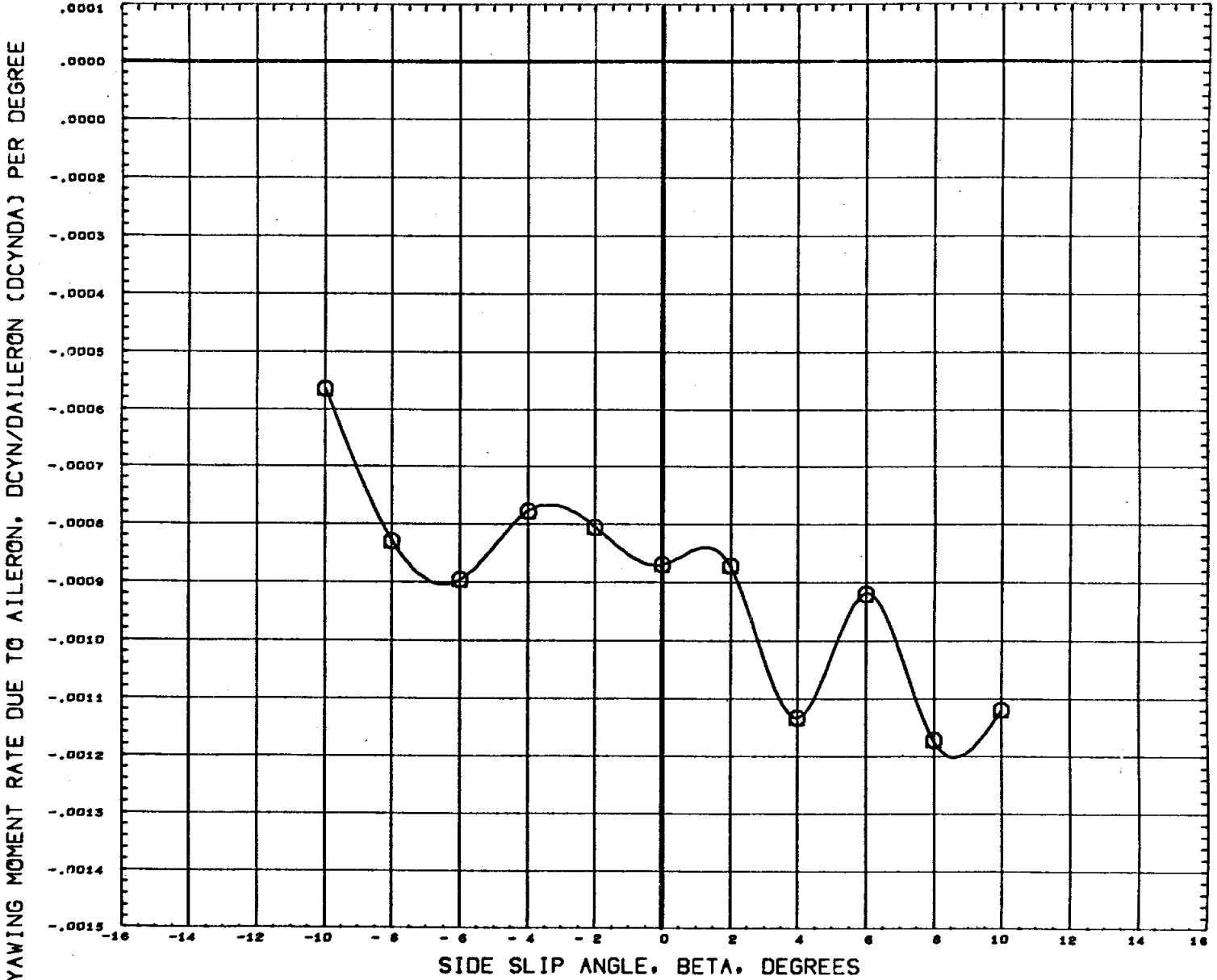
DATA SET SYMBOL CONFIGURATION DESCRIPTION
 (F77C27) □ M556 (IA1) NAR ATP 8L LV (O2) (T1) (S1)

PHI ORBINC RUDDER DA
 60.000 0.000 0.000 10.000

REFERENCE INFORMATION
 SREF 7.4190 SQ. IN.
 LREF 5.3120 IN.
 BREF 5.3120 IN.
 XMRP 4.8200 IN.
 YMRP 0.0000 IN.
 ZMRP 0.0000 IN.
 SCALE 0.0040

MACH .60

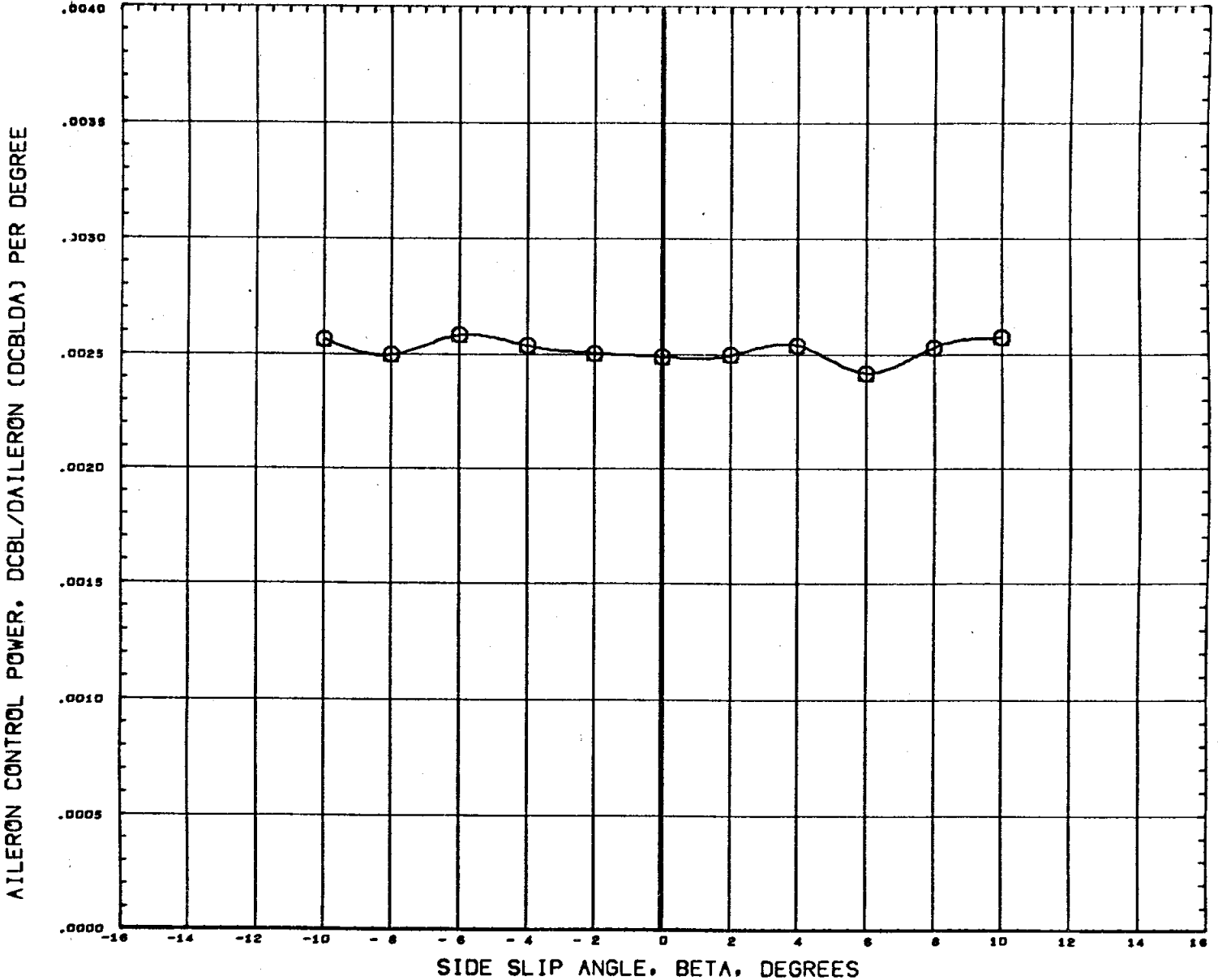
EFFECT OF AILERON



DATA SET SYMBOL	CONFIGURATION DESCRIPTION	PHI	ORBINC	RUDDER	DA	REFERENCE INFORMATION
(F77C27)	○ M556(IA1) NAR ATP BL LV (O2) (T1) (S1)	80.000	0.000	0.000	10.000	SREF 7.4190 50. IN. LREF 5.3120 IN. BREF 5.3120 IN. XMRP 4.8200 IN. YMRP 0.0000 IN. ZMRP 0.0000 IN. SCALE 0.0040

MACH .60

EFFECT OF AILERON



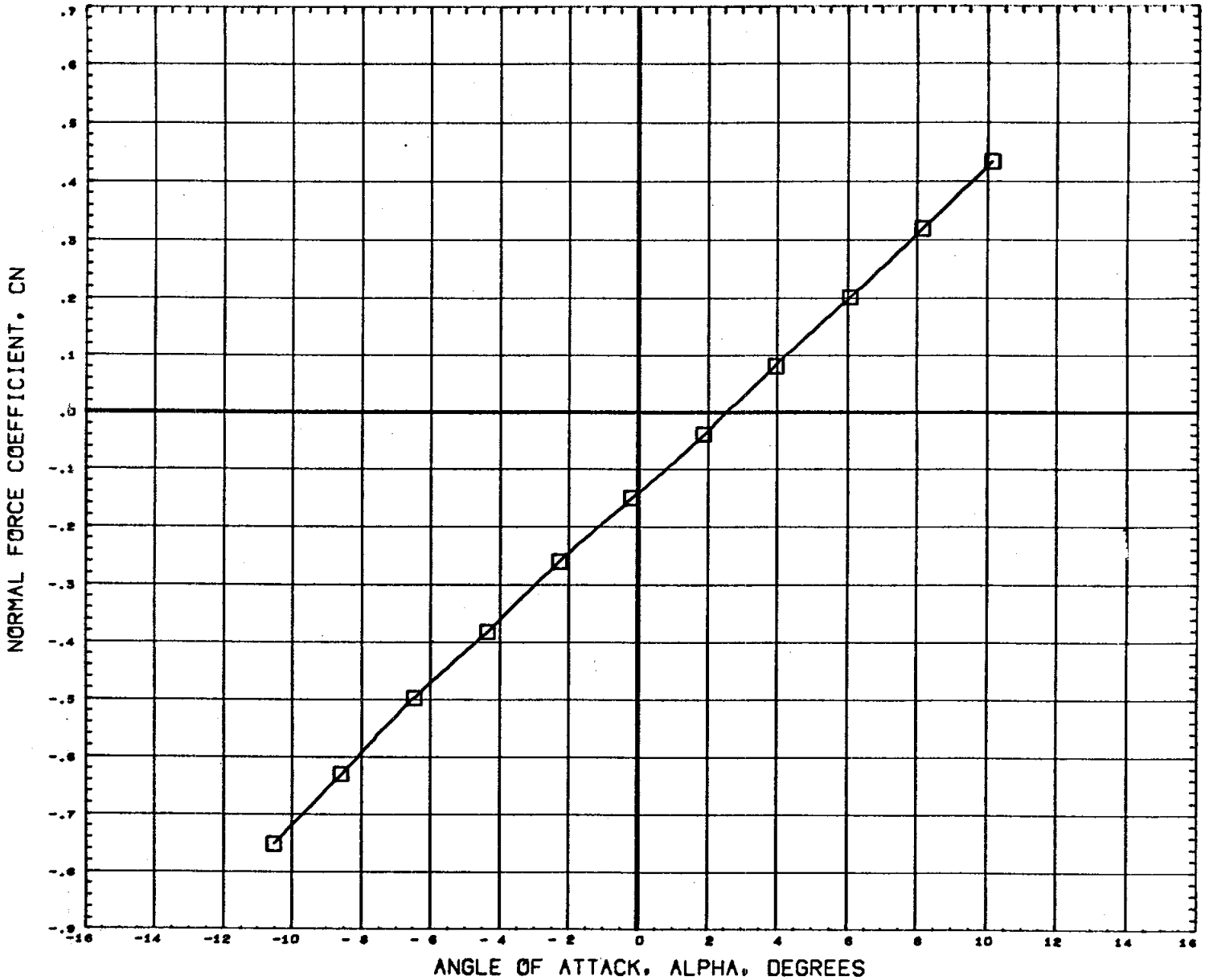
DATA SET SYMBOL CONFIGURATION DESCRIPTION
 (F77C27) ○ M556 (IA1) NAR ATP BL LV (O2) (T1) (S1)

PHI ORBINC RUDDER DA
 80.000 0.000 0.000 10.000

REFERENCE INFORMATION
 SREF 7.4190 36. IN.
 LREF 5.3120 IN.
 BRFP 5.3120 IN.
 XMRP 4.8200 IN.
 YMRP 0.0000 IN.
 ZMRP 0.0000 IN.
 SCALE 0.0040

MACH .60

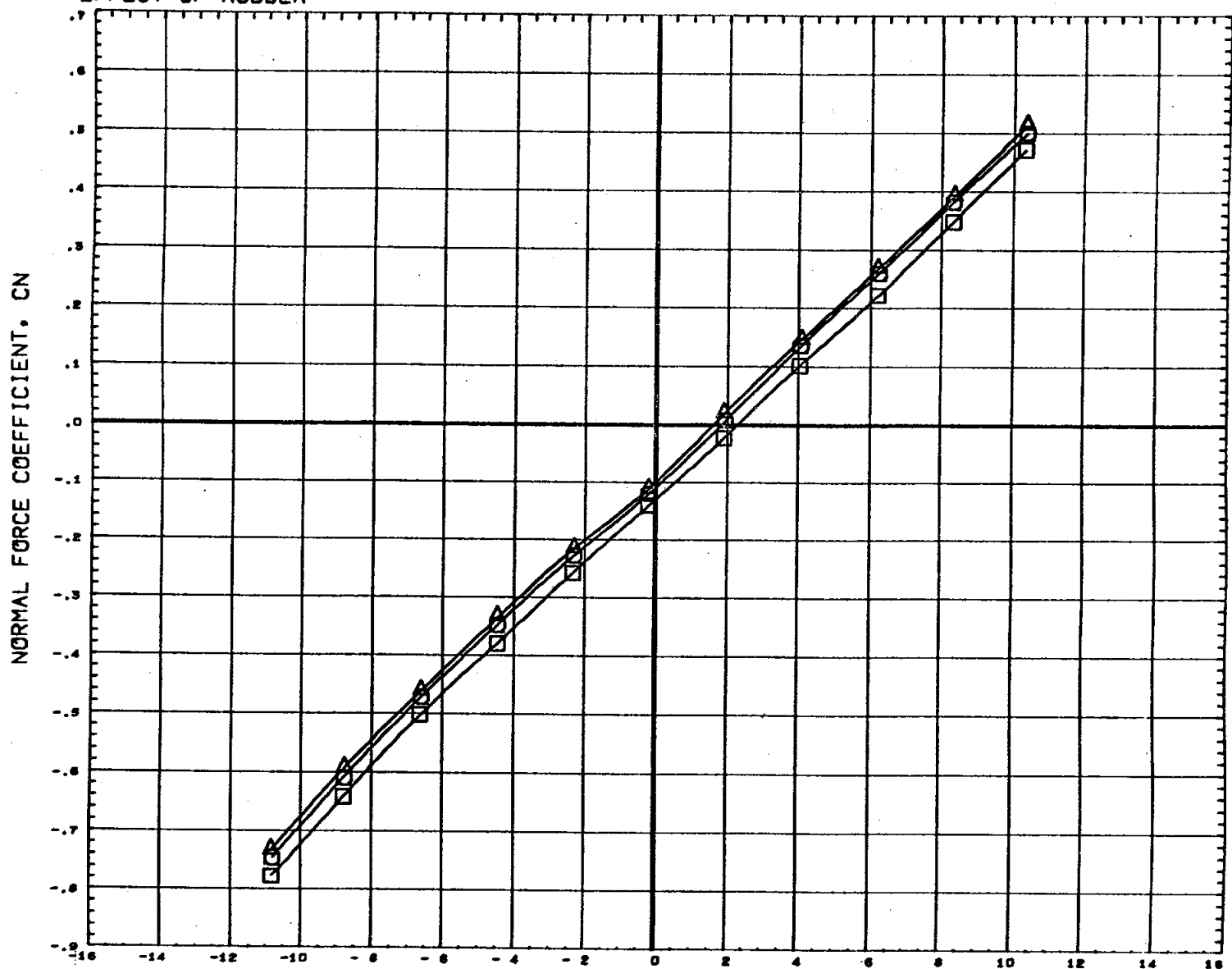
EFFECT OF RUDDER



DATA SET SYMBOL	CONFIGURATION DESCRIPTION	PHI	ORBINC	RUDDER	AILRON	REFERENCE INFORMATION
(C77028)	DATA NOT AVAILABLE FOR ALL CONDITIONS	60.000	0.000	15.000	0.000	SREF 7.4190 sq. IN.
(C77014)	DATA NOT AVAILABLE FOR ALL CONDITIONS	60.000	0.000	0.000	0.000	LREF 5.3120 IN.
(C77036)	DATA NOT AVAILABLE FOR ALL CONDITIONS	60.000	-1.200	15.000	0.000	BREF 5.3120 IN.
(C77018)	M556 (IA1) NAR ATP BL LV (O1) (T1) (S1)	60.000	-1.200	0.000	0.000	XMRP 4.6200 IN.
						YMRP 0.0000 IN.
						ZMRP 0.0000 IN.
						SCALE 0.0040

MACH .60

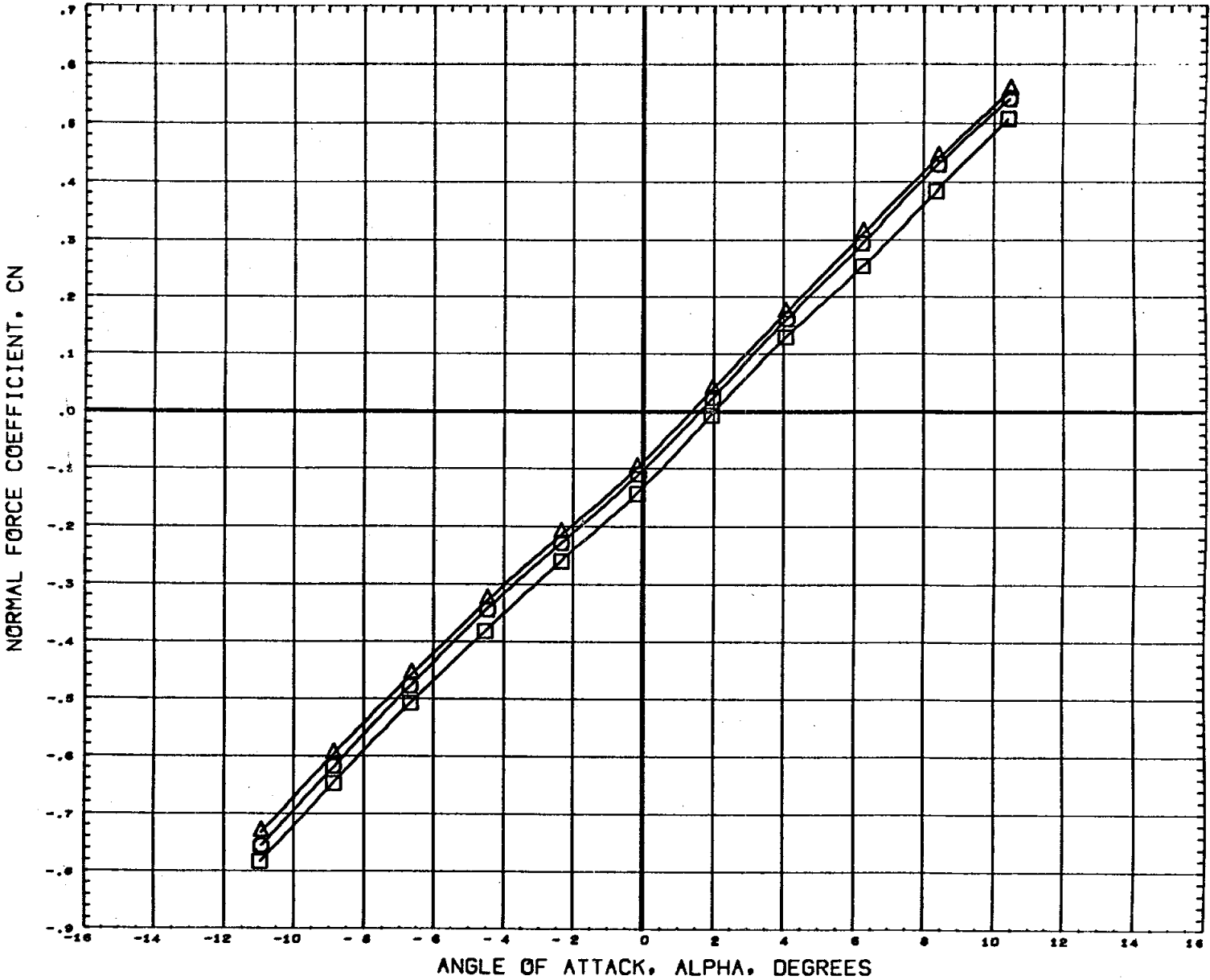
EFFECT OF RUDDER



DATA SET SYMBOL	CONFIGURATION DESCRIPTION	PHI	ORBINC	RUDDER	AILRON	REFERENCE INFORMATION
(C77026)	M556 (IA1) NAR ATP BL LV (O1) (T1) (S1)	80.000	0.000	15.000	0.000	SREF 7.4190 38. IN.
(C77014)	M556 (IA1) NAR ATP BL LV (O1) (T1) (S1)	80.000	0.000	0.000	0.000	LREF 5.3120 IN.
(C77036)	DATA NOT AVAILABLE FOR ALL CONDITIONS	80.000	-1.200	15.000	0.000	BREF 5.3120 IN.
(C77018)	M556 (IA1) NAR ATP BL LV (O1) (T1) (S1)	80.000	-1.200	0.000	0.000	XHRP 4.8200 IN.
						YHRP 0.0000 IN.
						ZHRP 0.0000 IN.
						SCALE 0.0040

MACH .80

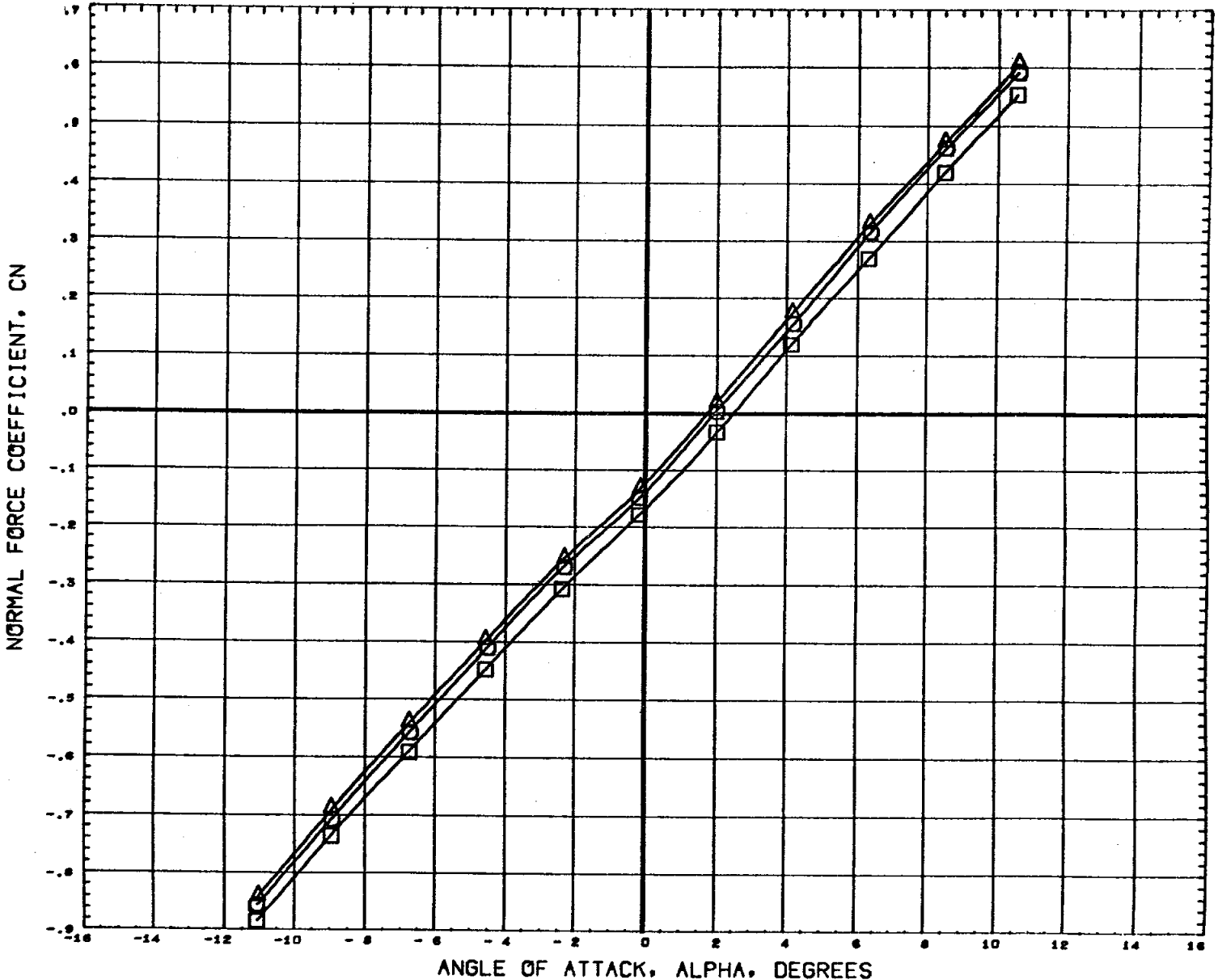
EFFECT OF RUDDER



DATA SET SYMBOL	CONFIGURATION DESCRIPTION	PHI	ORBINC	RUDDER	AILRON	REFERENCE INFORMATION
(C77028)	M556 (IA1) NAR ATP BL LV (O1) (T1) (S1)	80.000	0.000	15.000	0.000	SREF 7.4190 36. IN.
(C77014)	M556 (IA1) NAR ATP BL LV (O1) (T1) (S1)	80.000	0.000	0.000	0.000	LREF 5.3120 IN.
(C77036)	DATA NOT AVAILABLE FOR ALL CONDITIONS	80.000	-1.200	15.000	0.000	BREF 5.3120 IN.
(C77018)	M556 (IA1) NAR ATP BL LV (O1) (T1) (S1)	80.000	-1.200	0.000	0.000	XMRP 4.8200 IN.
						YMRP 0.0000 IN.
						ZMRP 0.0000 IN.
						SCALE 0.0040

MACH .90

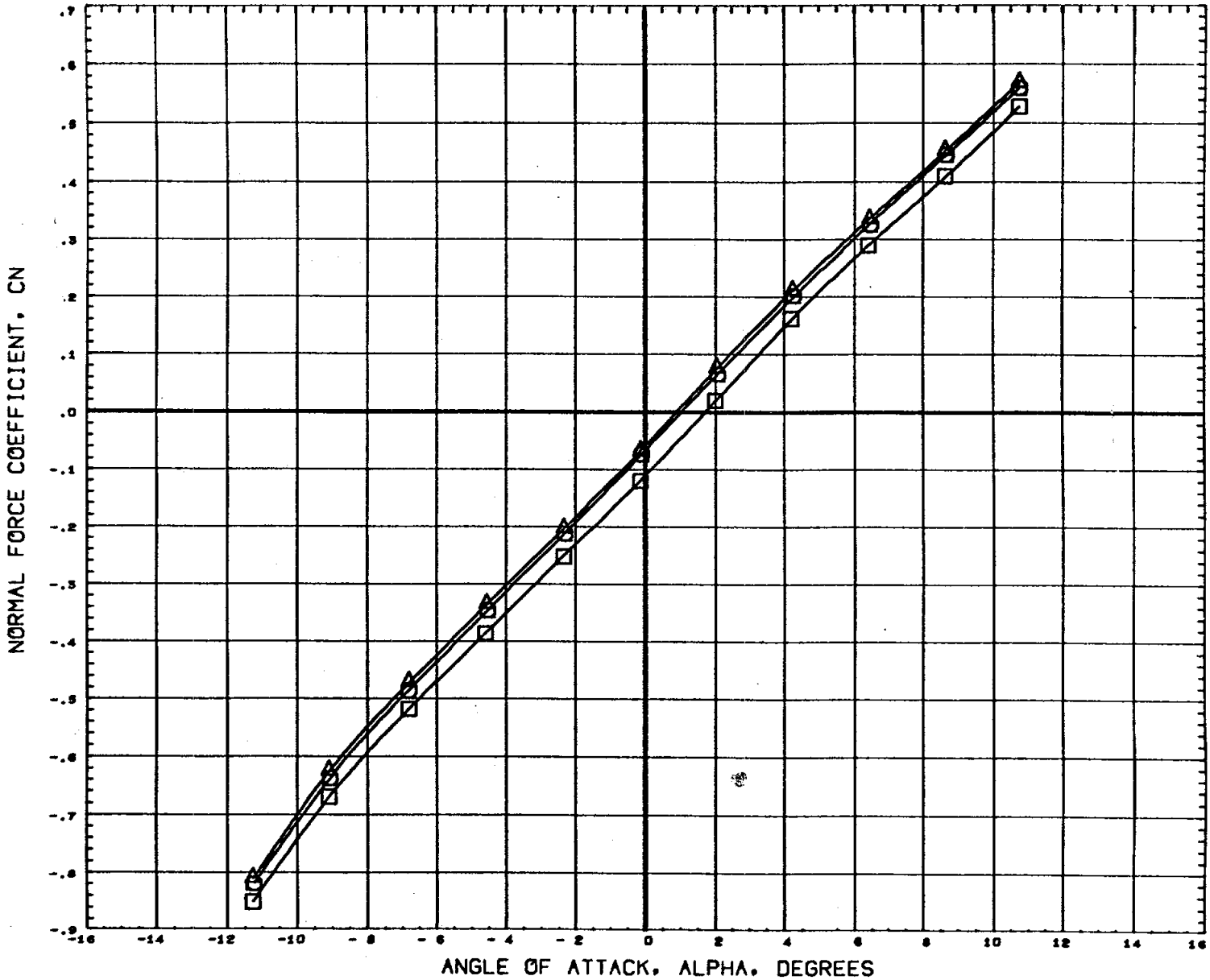
EFFECT OF RUDDER



DATA SET SYMBOL	CONFIGURATION DESCRIPTION	PNT	ORBINC	RUDDER	AILRON	REFERENCE INFORMATION
(C77028)	M556 (IA1) NAR ATP BL LV (O1) (T1) (S1)	80.000	0.000	15.000	0.000	SREF 7.4190 96. IN.
(C77014)	M556 (IA1) NAR ATP BL LV (O1) (T1) (S1)	80.000	0.000	0.000	0.000	LREF 5.3120 IN.
(C77036)	DATA NOT AVAILABLE FOR ALL CONDITIONS	80.000	-1.200	15.000	0.000	BREF 5.3120 IN.
(C77018)	M556 (IA1) NAR ATP BL LV (O1) (T1) (S1)	80.000	-1.200	0.000	0.000	XMRP 4.8200 IN. YMRP 0.0000 IN. ZMRP 0.0000 IN. SCALE 0.0040

MACH 1.00

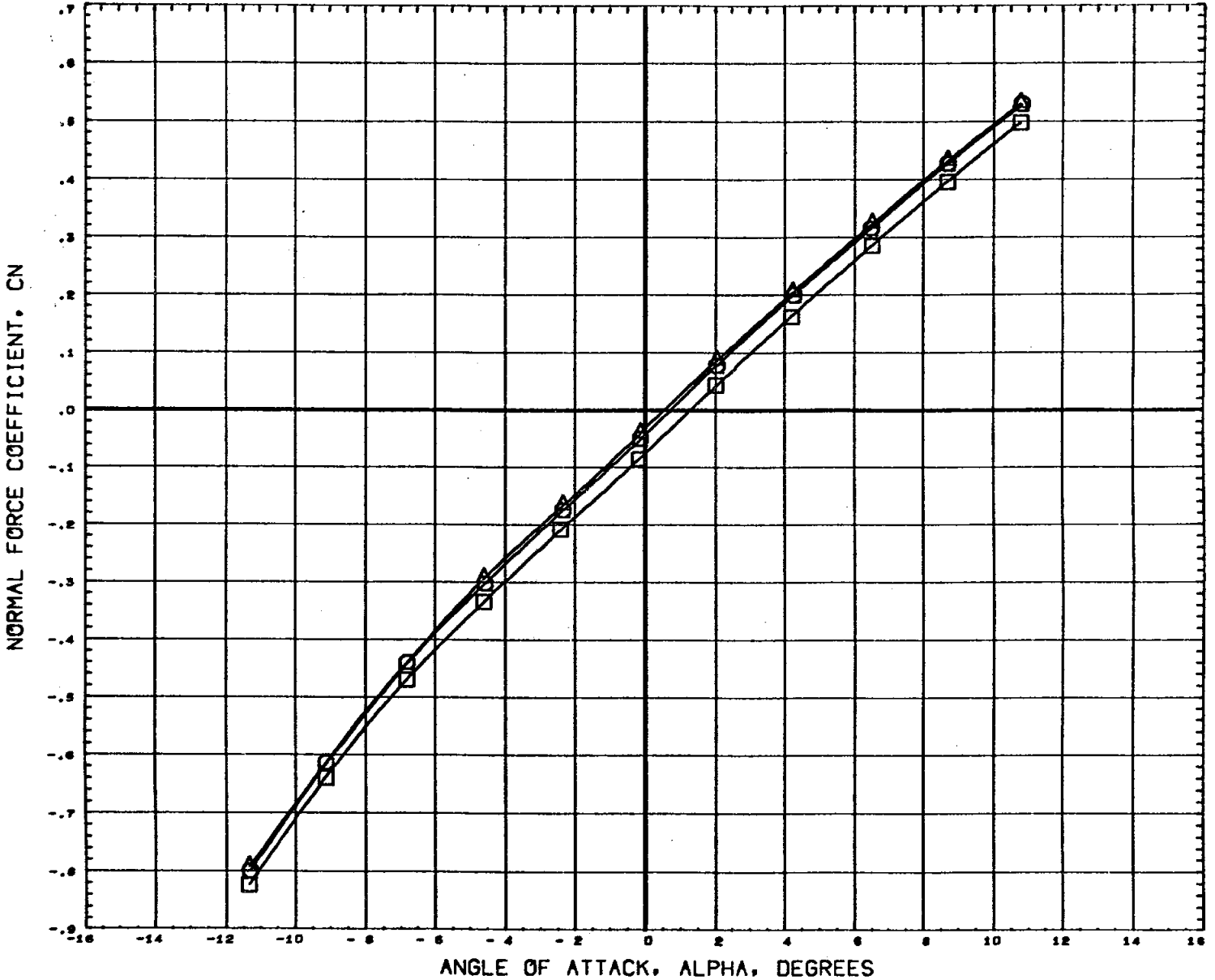
EFFECT OF RUDDER



DATA SET SYMBOL	CONFIGURATION DESCRIPTION	PHI	ORBINC	RUDDER	AILRON	REFERENCE INFORMATION
(C77028)	M556 (IA1) NAR ATP BL LV (O1) (T1) (S1)	80.000	0.000	15.000	0.000	SREF 7.4190 sq. in.
(C77014)	M556 (IA1) NAR ATP BL LV (O1) (T1) (S1)	80.000	0.000	0.000	0.000	LREF 5.3120 in.
(C77036)	DATA NOT AVAILABLE FOR ALL CONDITIONS	80.000	-1.200	15.000	0.000	SREF 5.3120 in.
(C77016)	M556 (IA1) NAR ATP BL LV (O1) (T1) (S1)	80.000	-1.200	0.000	0.000	XMRP 4.6200 in.
						YMRP 0.0000 in.
						ZMRP 0.0000 in.
						SCALE 0.0040

MACH 1.20

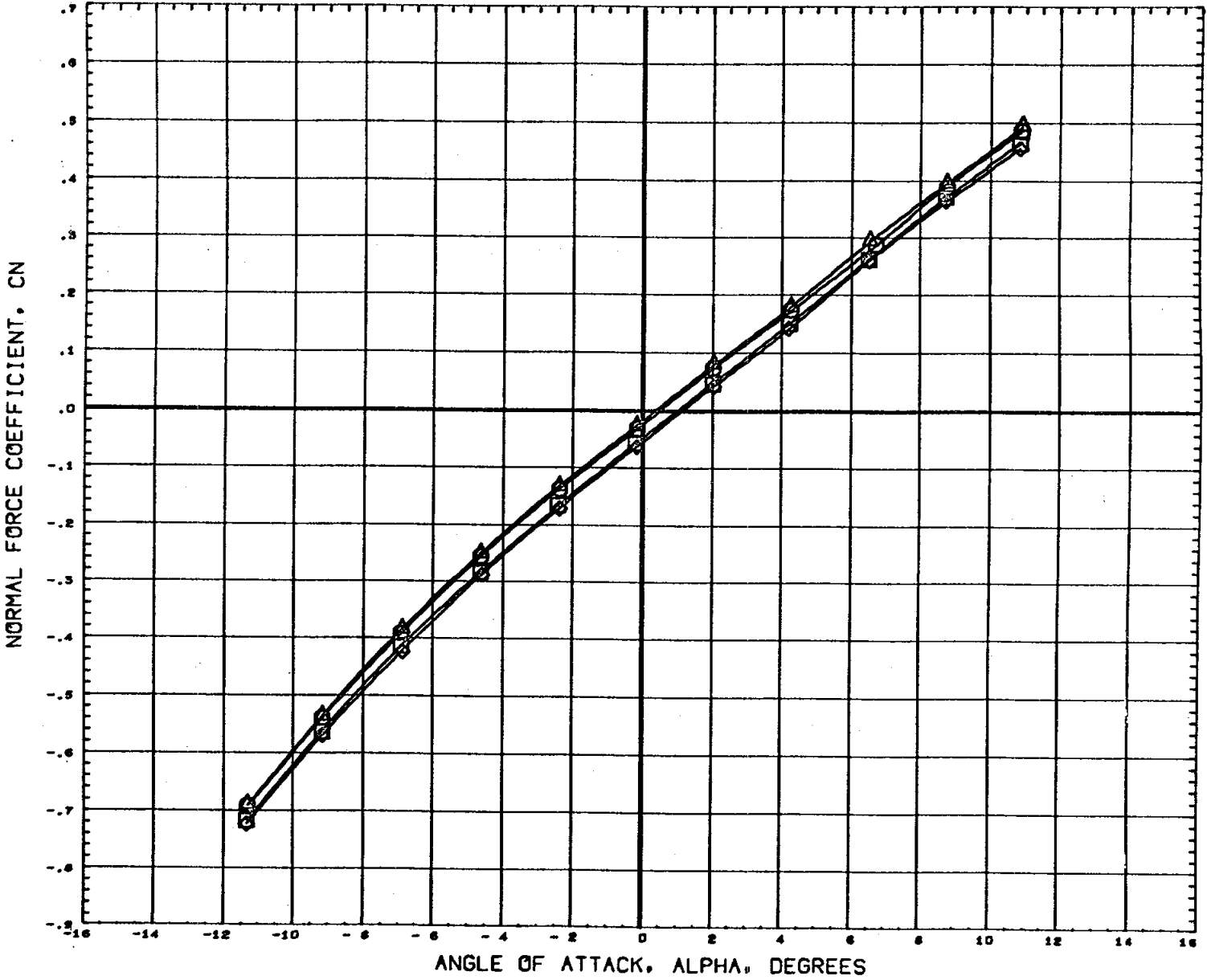
EFFECT OF RUDDER



DATA SET SYMBOL	CONFIGURATION DESCRIPTION	PHI	ORBINC	RUDDER	AILRON	REFERENCE INFORMATION
(C77028)	M556 (IA1) NAR ATP BL LV (O1) (T1) (S1)	80.000	0.000	15.000	0.000	SREF 7.4190 SQ. IN.
(C77034)	M556 (IA1) NAR ATP BL LV (O1) (T1) (S1)	80.000	0.000	0.000	0.000	LREF 5.3120 IN.
(C77036)	DATA NOT AVAILABLE FOR ALL CONDITIONS	80.000	-1.200	15.000	0.000	BREF 5.3120 IN.
(C77038)	M556 (IA1) NAR ATP BL LV (O1) (T1) (S1)	80.000	-1.200	0.000	0.000	XMRP 4.8200 IN.
						YMRP 0.0000 IN.
						ZMRP 0.0000 IN.
						SCALE 0.0040

MACH 1.46

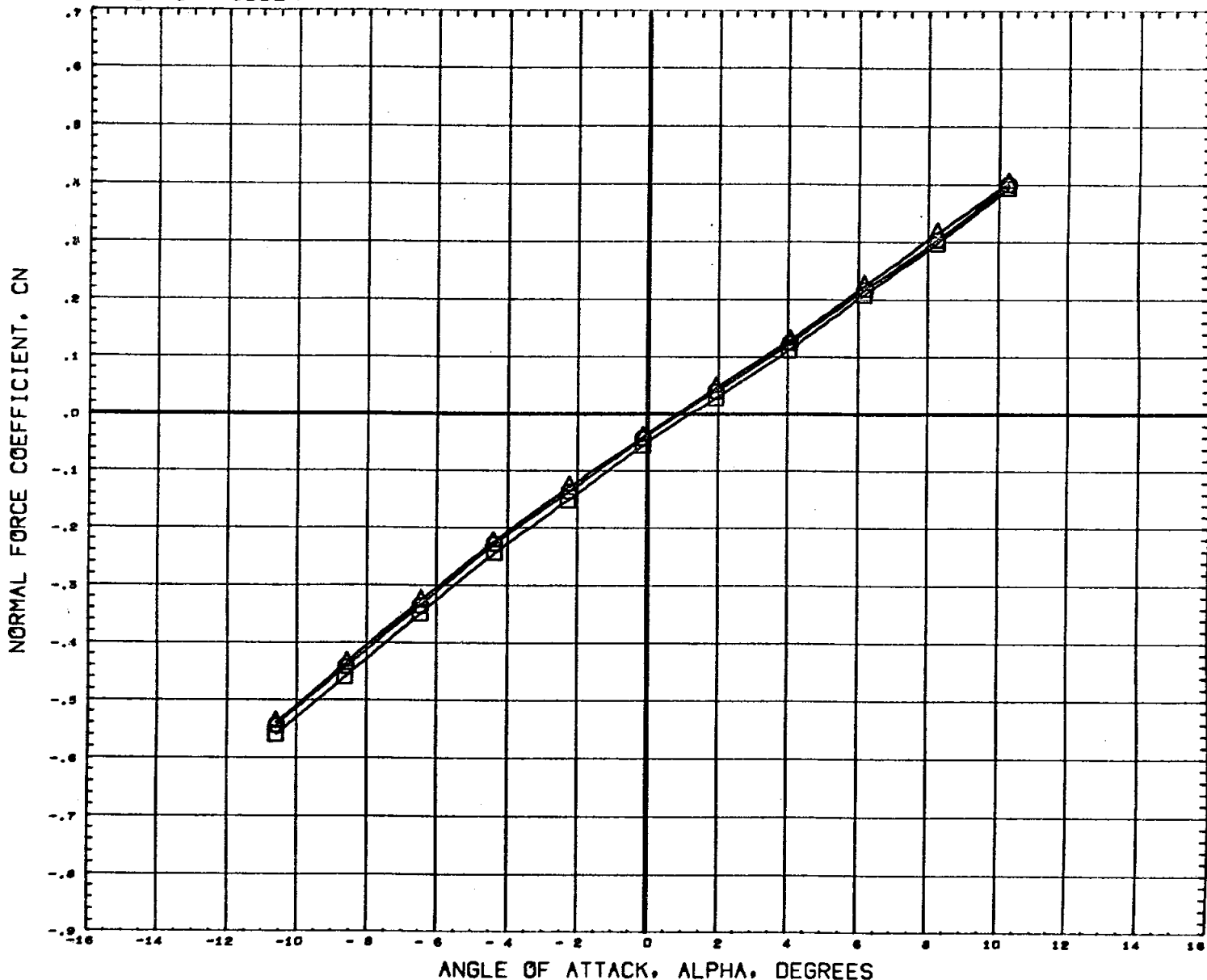
EFFECT OF RUDDER



DATA SET SYMBOL	CONFIGURATION DESCRIPTION	PHI	ORBINC	RUDDER	AILRON	REFERENCE INFORMATION
(C77028)	M556 (IA1) NAR ATP BL LV (O1) (T1) (S1)	80.000	0.000	15.000	0.000	SREF 7.4190 SQ. IN.
(C77014)	M556 (IA1) NAR ATP BL LV (O1) (T1) (S1)	80.000	0.000	0.000	0.000	LREF 5.3120 IN.
(C77036)	M556 (IA1) NAR ATP BL LV (O1) (T1) (S1)	80.000	-1.200	15.000	0.000	BREF 5.3120 IN.
(C77018)	M556 (IA1) NAR ATP BL LV (O1) (T1) (S1)	80.000	-1.200	0.000	0.000	XMRP 4.8200 IN.
						YMRP 0.0000 IN.
						ZMRP 0.0000 IN.
						SCALE 0.0040

MACH 1.96

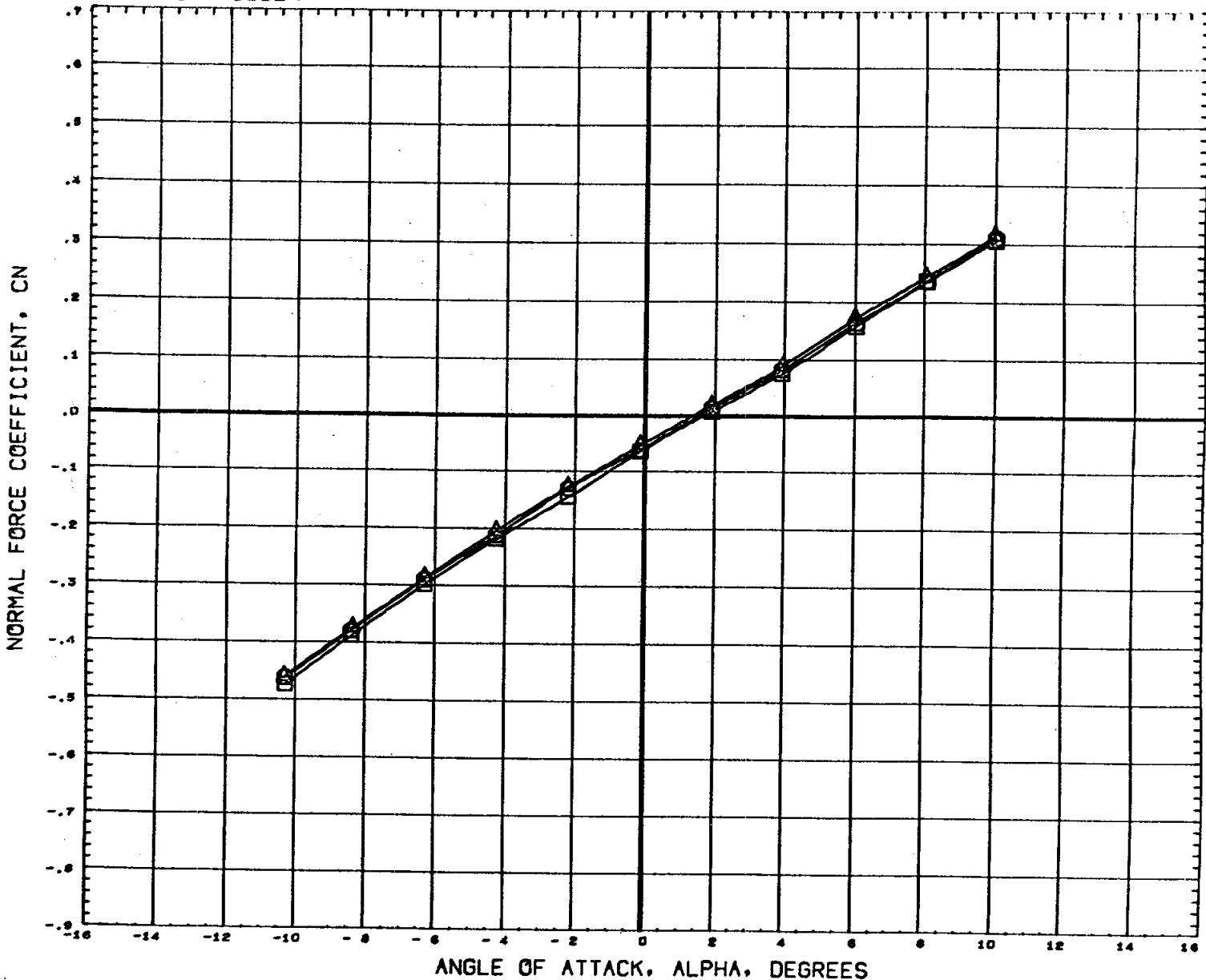
EFFECT OF RUDDER



DATA SET SYMBOL	CONFIGURATION DESCRIPTION	PHI	ORBINC	RUDDER	AILRON	REFERENCE INFORMATION
(C77028)	M556 (IA1) NAR ATP BL LV (O1) (T1) (S1)	80.000	0.000	15.000	0.000	SREF 7.4190 36. IN.
(C77014)	M556 (IA1) NAR ATP BL LV (O1) (T1) (S1)	80.000	0.000	0.000	0.000	LREF 5.3120 IN.
(C77036)	DATA NOT AVAILABLE FOR ALL CONDITIONS	80.000	-1.200	15.000	0.000	BREF 5.3120 IN.
(C77018)	M556 (IA1) NAR ATP BL LV (O1) (T1) (S1)	80.000	-1.200	0.000	0.000	XMRP 4.6200 IN.
						YMRP 0.0000 IN.
						ZMRP 0.0000 IN.
						SCALE 0.0040

MACH 2.99

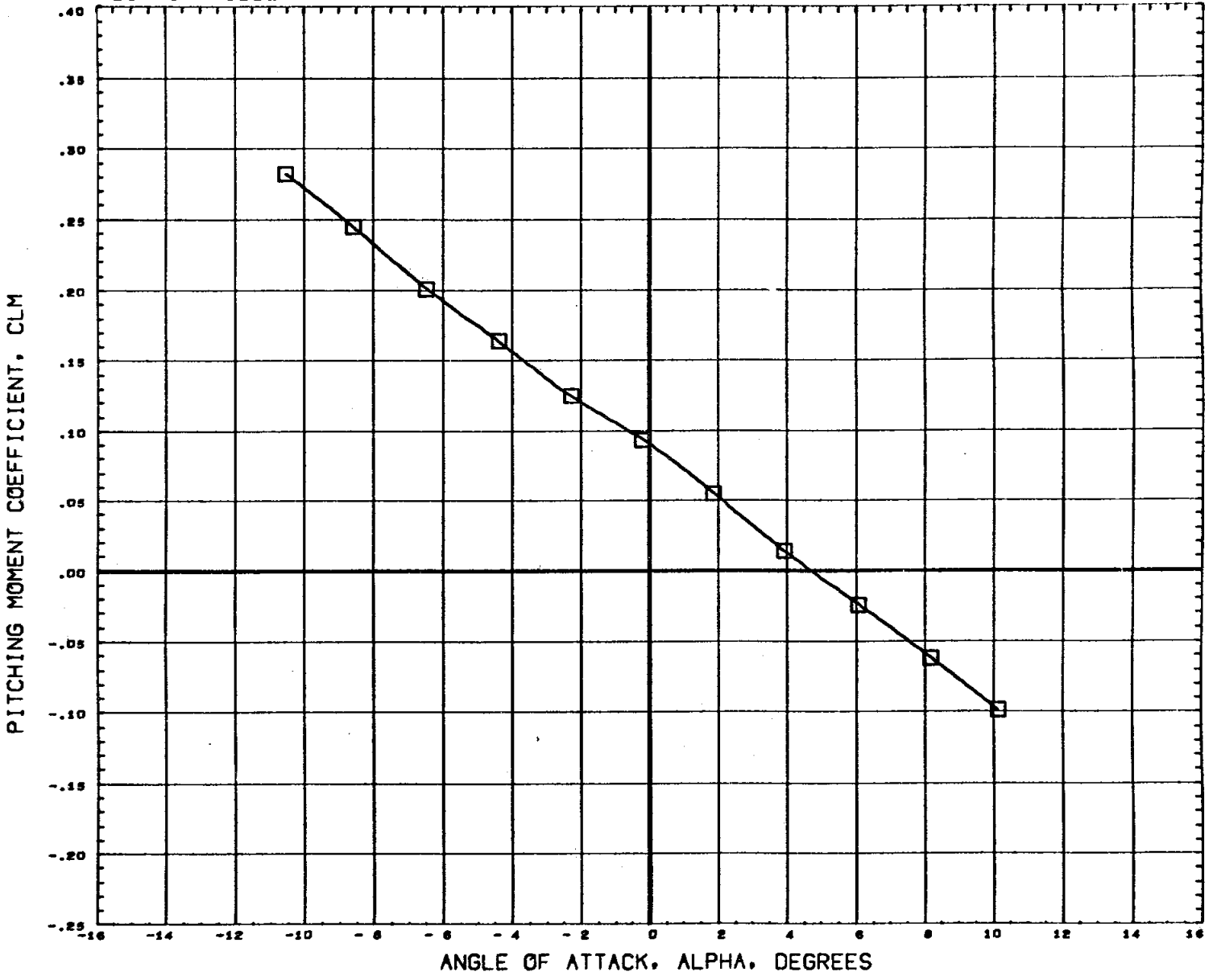
EFFECT OF RUDDER



DATA SET SYMBOL	CONFIGURATION DESCRIPTION	PHI	ORBINC	RUDDER	AILRON	REFERENCE INFORMATION
(C77028)	M556 (IA1) NAR ATP BL LV (O1) (T1) (S1)	80.000	0.000	15.000	0.000	SREF 7.4190 38. IN.
(C77014)	M556 (IA1) NAR ATP BL LV (O1) (T1) (S1)	80.000	0.000	0.000	0.000	LREF 5.3120 IN.
(C77036)	DATA NOT AVAILABLE FOR ALL CONDITIONS	80.000	-1.200	15.000	0.000	BREF 5.3120 IN.
(C77018)	M556 (IA1) NAR ATP BL LV (O1) (T1) (S1)	80.000	-1.200	0.000	0.000	XMRP 4.8200 IN. YMRP 0.0000 IN. ZMRP 0.0000 IN. SCALE 0.0040

MACH 4.96

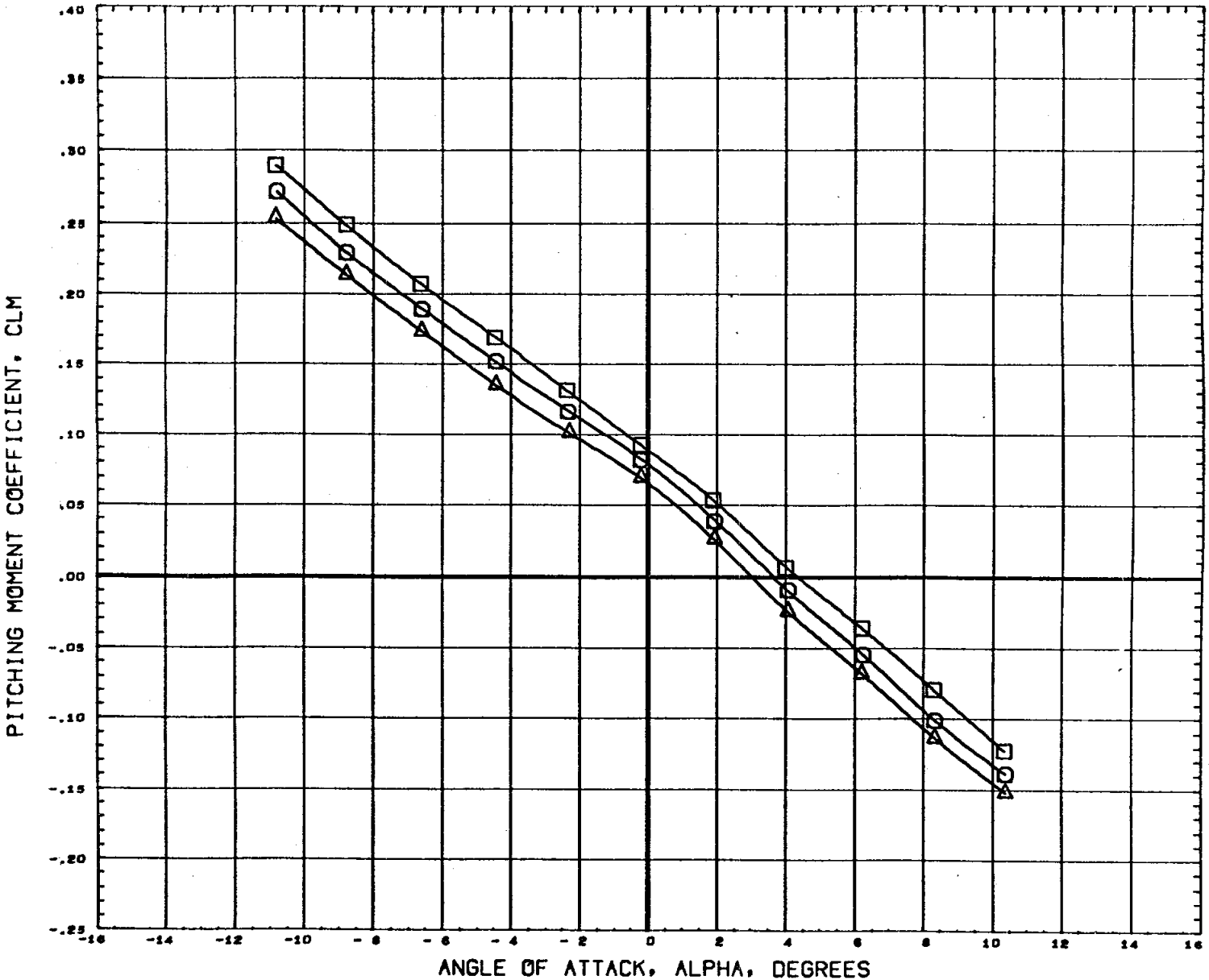
EFFECT OF RUDDER



DATA SET SYMBOL	CONFIGURATION DESCRIPTION	PHI	ORBINC	RUDDER	AILRON	REFERENCE INFORMATION
(C77028)	DATA NOT AVAILABLE FOR ALL CONDITIONS	80.000	0.000	15.000	0.000	SREF 7.4190 80. IN.
(C77014)	DATA NOT AVAILABLE FOR ALL CONDITIONS	80.000	0.000	0.000	0.000	LREF 5.3120 IN.
(C77036)	DATA NOT AVAILABLE FOR ALL CONDITIONS	80.000	-1.200	15.000	0.000	BREF 5.3120 IN.
(C77018)	M556 (IA1) NAR ATP BL LV (O1) (T1) (S1)	80.000	-1.200	0.000	0.000	XMRP 4.8200 IN. YMRP 0.0000 IN. ZMRP 0.0000 IN. SCALE 0.0040

MACH .60

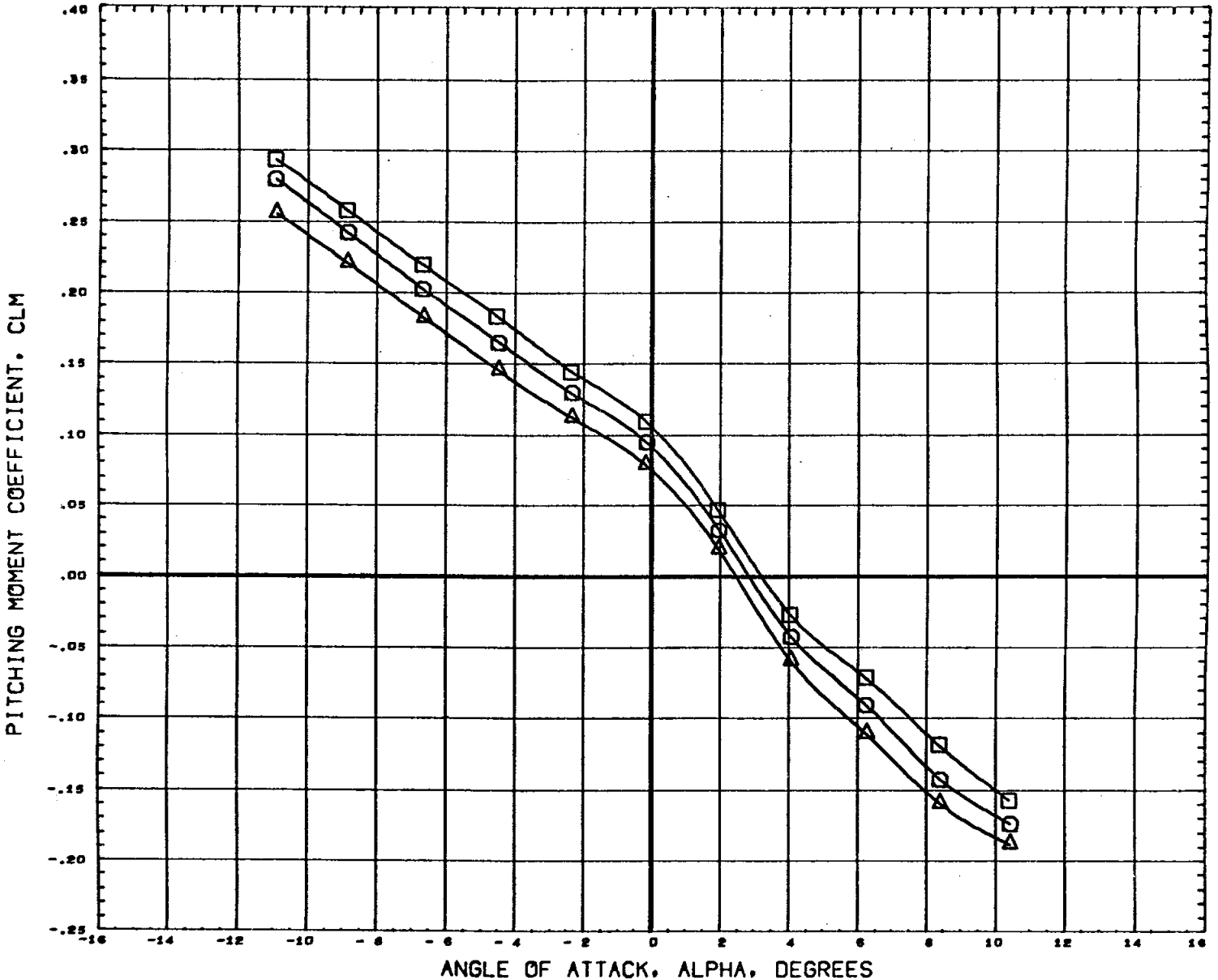
EFFECT OF RUDDER



DATA SET SYMBOL	CONFIGURATION DESCRIPTION	PHI	ORBINC	RUDDER	AILRON	REFERENCE INFORMATION
(C77028)	M556 (IA1) NAR ATP BL LV (O1) (T1) (S1)	80.000	0.000	15.000	0.000	SREF 7.4190 sq. in.
(C77014)	M556 (IA1) NAR ATP BL LV (O1) (T1) (S1)	80.000	0.000	0.000	0.000	LREF 5.3120 in.
(C77036)	DATA NOT AVAILABLE FOR ALL CONDITIONS	80.000	-1.200	15.000	0.000	BREF 5.3120 in.
(C77018)	M556 (IA1) NAR ATP BL LV (O1) (T1) (S1)	80.000	-1.200	0.000	0.000	XMRP 4.8200 in.
						YMRP 0.0000 in.
						ZMRP 0.0000 in.
						SCALE 0.0040

MACH .80

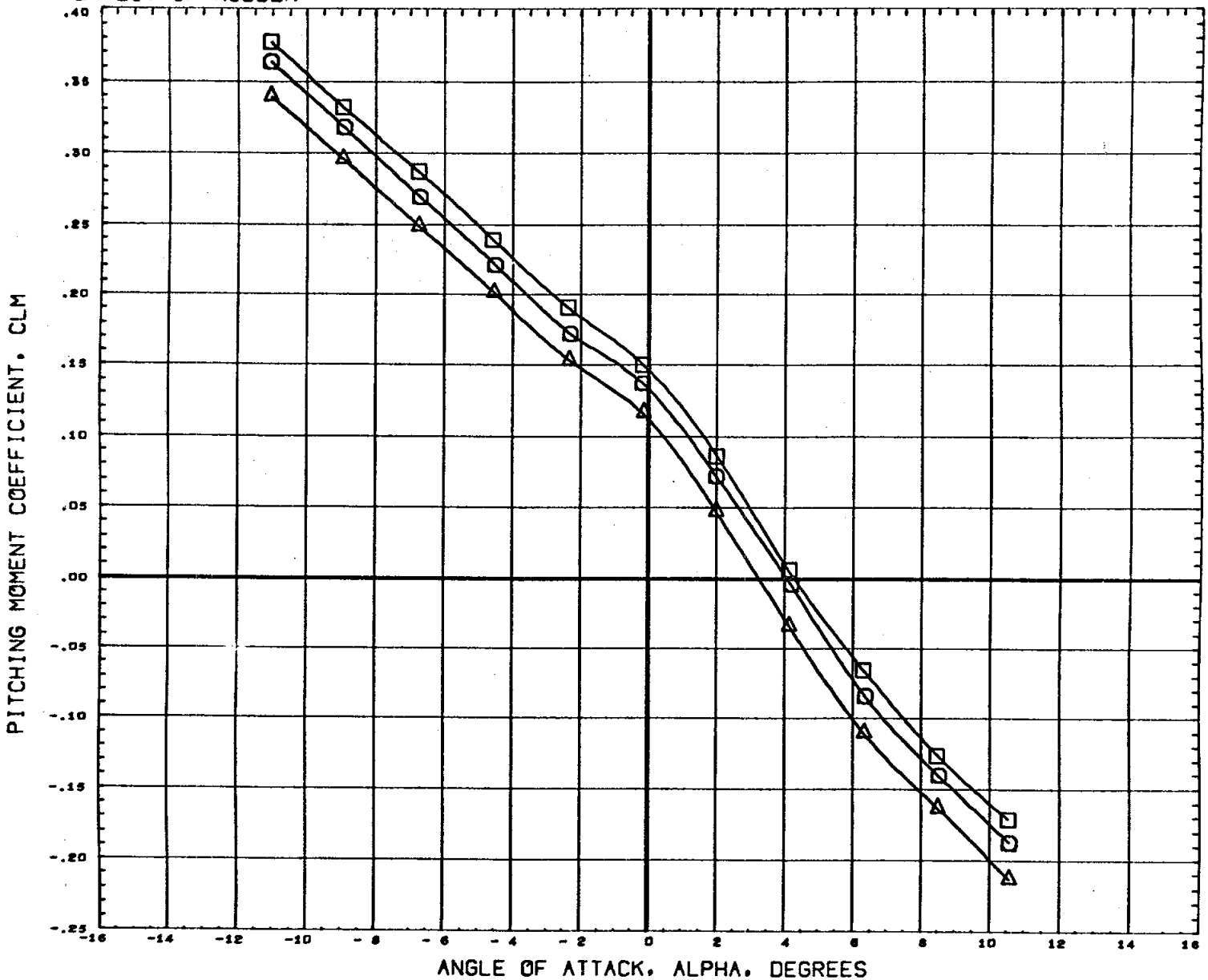
EFFECT OF RUDDER



DATA SET SYMBOL	CONFIGURATION DESCRIPTION	PHI	ORBINC	RUDDER	AILRON	REFERENCE INFORMATION
(C77028)	M556 (IA1) NAR ATP BL LV (O1) (T1) (S1)	80.000	0.000	15.000	0.000	SREF 7.4190 90. IN.
(C77014)	M556 (IA1) NAR ATP BL LV (O1) (T1) (S1)	80.000	0.000	0.000	0.000	LREF 5.3120 IN.
(C77036)	DATA NOT AVAILABLE FOR ALL CONDITIONS	80.000	-1.200	15.000	0.000	BREF 5.3120 IN.
(C77018)	M556 (IA1) NAR ATP BL LV (O1) (T1) (S1)	80.000	-1.200	0.000	0.000	XMRP 4.9200 IN. YMRP 0.0000 IN. ZMRP 0.0000 IN. SCALE 0.0040

MACH .90

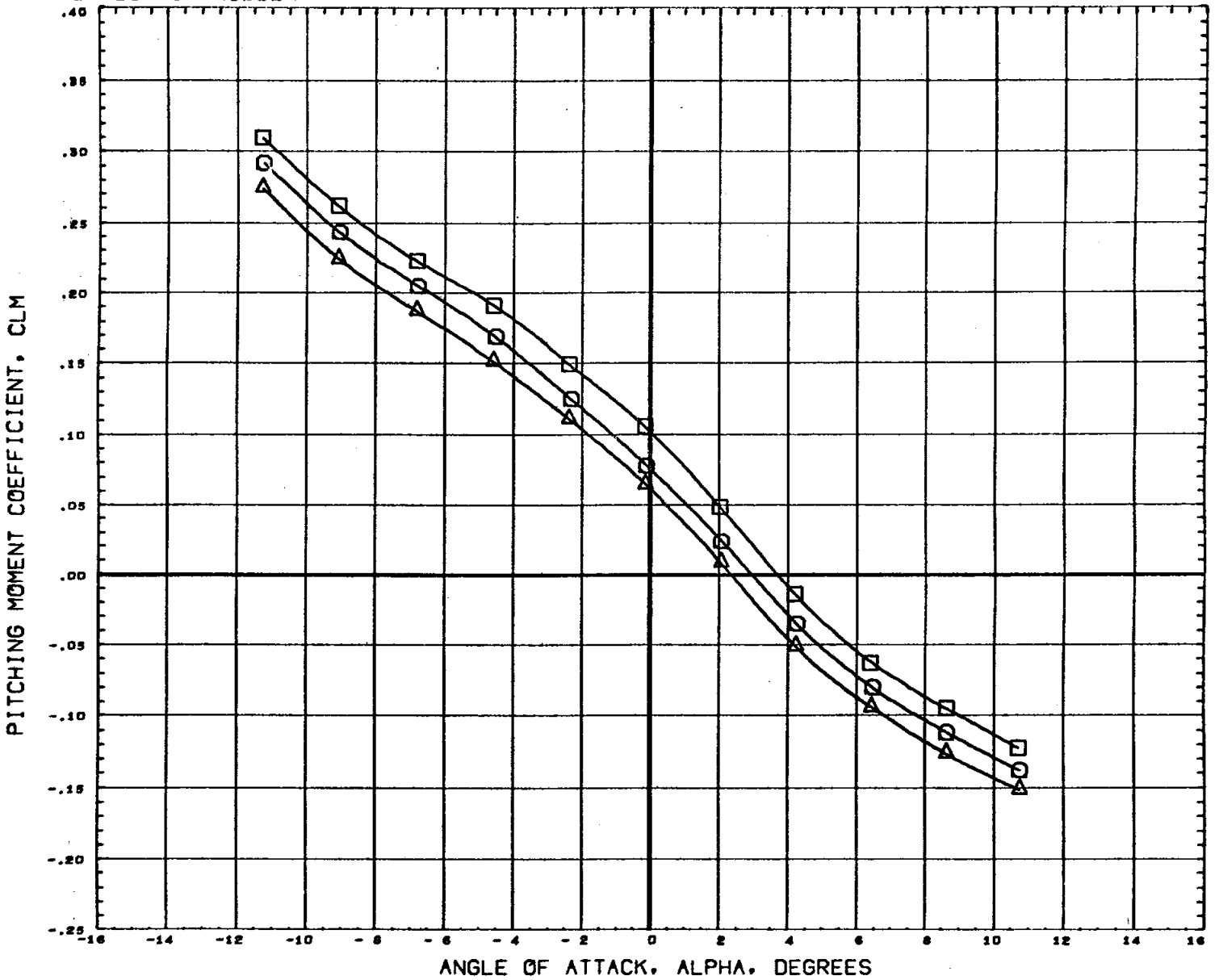
EFFECT OF RUDDER



DATA SET SYMBOL	CONFIGURATION DESCRIPTION	PHI	ORBINC	RUDDER	AILRON	REFERENCE INFORMATION
(C77D28)	M556 (IA1) NAR ATP BL LV (O1) (T1) (S1)	80.000	0.000	15.000	0.000	SREF 7.4190 99. IN.
(C77D14)	M556 (IA1) NAR ATP BL LV (O1) (T1) (S1)	80.000	0.000	0.000	0.000	LREF 5.3120 IN.
(C77D36)	DATA NOT AVAILABLE FOR ALL CONDITIONS	80.000	-1.200	15.000	0.000	BREF 5.3120 IN.
(C77D18)	M556 (IA1) NAR ATP BL LV (O1) (T1) (S1)	80.000	-1.200	0.000	0.000	XHRP 4.8200 IN.
						YHRP 0.0000 IN.
						ZHRP 0.0000 IN.
						SCALE 0.0040

MACH 1.00

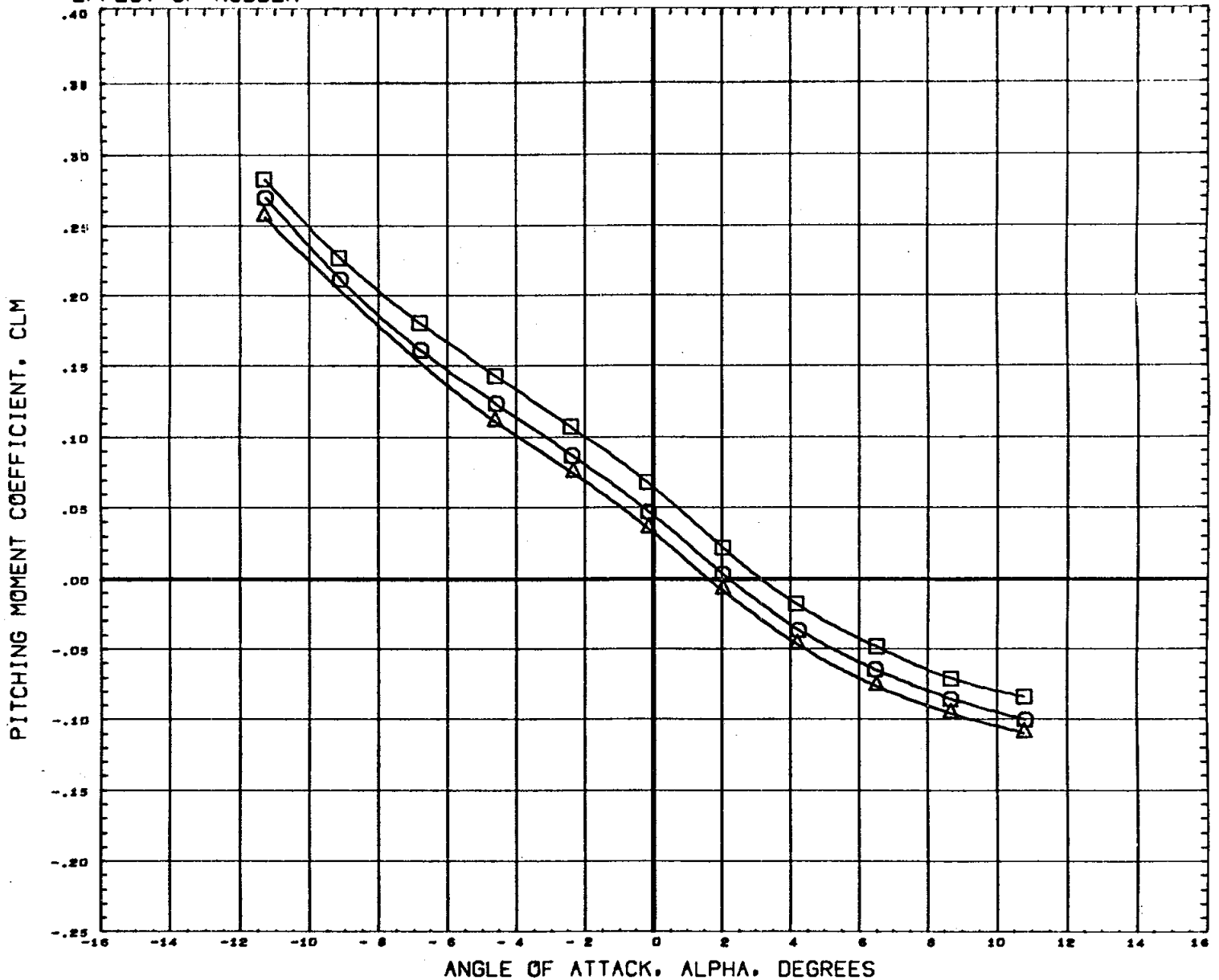
EFFECT OF RUDDER



DATA SET SYMBOL	CONFIGURATION DESCRIPTION	PHI	ORBINC	RUDDER	AILRON	REFERENCE INFORMATION
(C77028)	M556 (IA1) NAR ATP BL LV (O1) (T1) (S1)	80.000	0.000	15.000	0.000	SREF 7.4190 34. IN.
(C77014)	M556 (IA1) NAR ATP BL LV (O1) (T1) (S1)	80.000	0.000	0.000	0.000	LREF 5.3120 IN.
(C77036)	DATA NOT AVAILABLE FOR ALL CONDITIONS	80.000	-1.200	15.000	0.000	BREF 5.3120 IN.
(C77018)	M556 (IA1) NAR ATP BL LV (O1) (T1) (S1)	80.000	-1.200	0.000	0.000	XHRP 4.6200 IN. YHRP 0.0000 IN. ZHRP 0.0000 IN. SCALE 0.0040

MACH 1.20

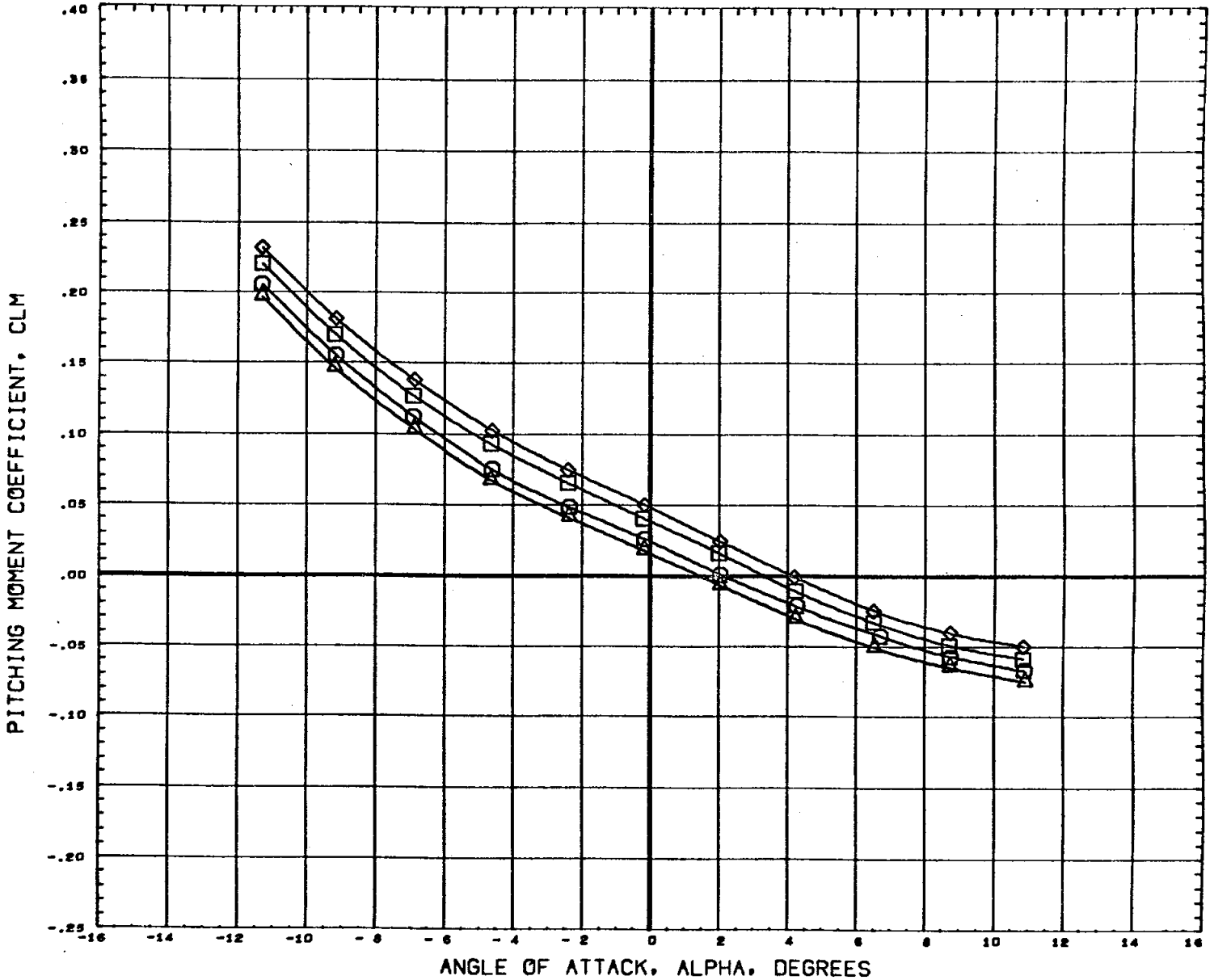
EFFECT OF RUDDER



DATA SET SYMBOL	CONFIGURATION DESCRIPTION	PHI	ORBINC	RUDDER	AILRON	REFERENCE INFORMATION
(C77028)	M556 (IA1) NAR ATP BL LV (O1) (T1) (S1)	80.000	0.000	15.000	0.000	SREF 7.4190 96. IN.
(C77014)	M556 (IA1) NAR ATP BL LV (O1) (T1) (S1)	80.000	0.000	0.000	0.000	LREF 5.3120 IN.
(C77036)	DATA NOT AVAILABLE FOR ALL CONDITIONS	80.000	-1.200	15.000	0.000	BREF 5.3120 IN.
(C77018)	M556 (IA1) NAR ATP BL LV (O1) (T1) (S1)	80.000	-1.200	0.000	0.000	XMRP 4.8200 IN. YMRP 0.0000 IN. ZMRP 0.0000 IN. SCALE 0.0040

MACH 1.46

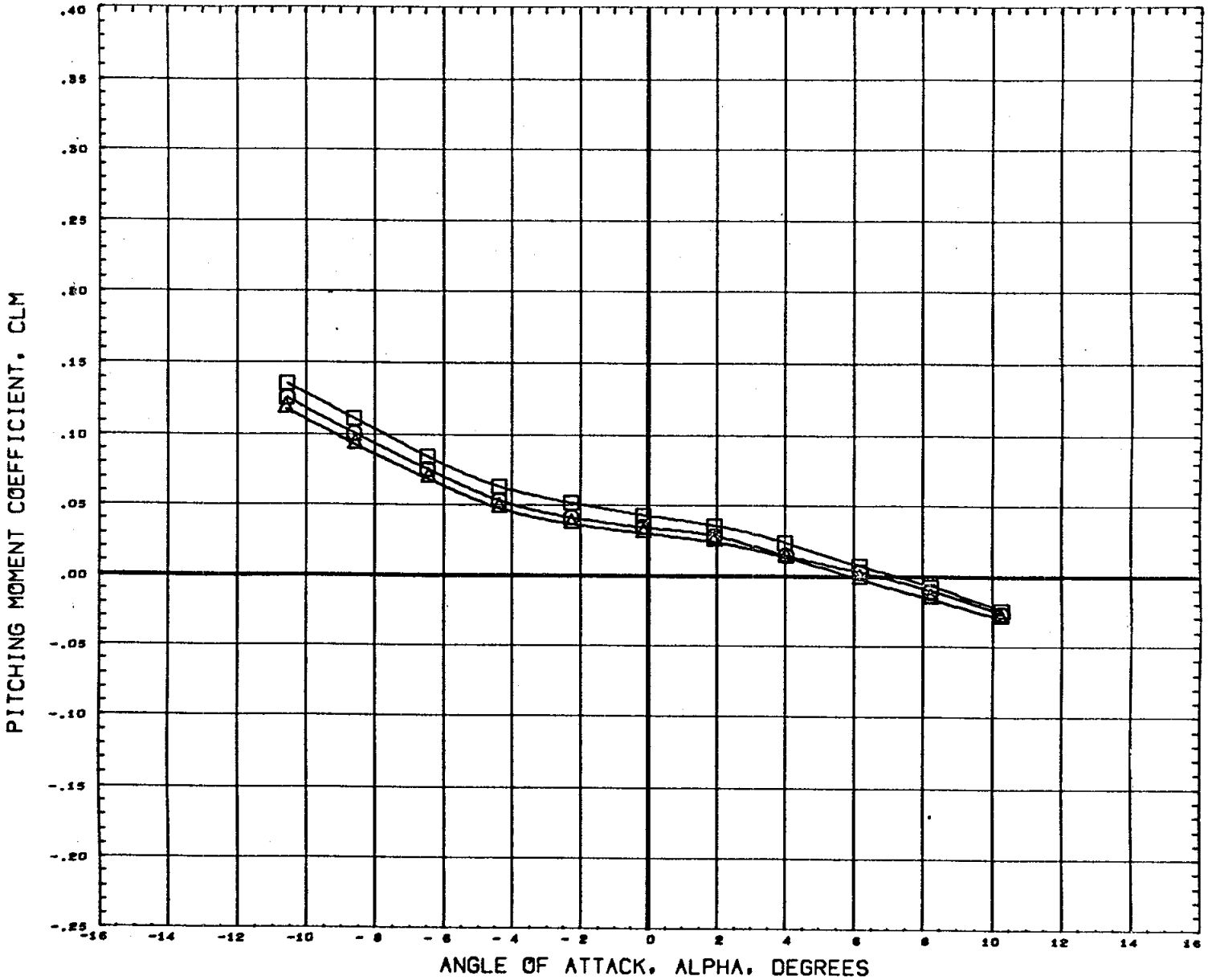
EFFECT OF RUDDER



DATA SET SYMBOL	CONFIGURATION DESCRIPTION	PHI	ORBINC	RUDDER	AILRON	REFERENCE INFORMATION
(C77028)	M556 (IA1) NAR ATP BL LV (O1) (T1) (S1)	80.000	0.000	15.000	0.000	SREF 7.4190 38-IN.
(C77014)	M556 (IA1) NAR ATP BL LV (O1) (T1) (S1)	80.000	0.000	0.000	0.000	LREF 5.3120 IN.
(C77036)	M556 (IA1) NAR ATP BL LV (O1) (T1) (S1)	80.000	-1.200	15.000	0.000	BREF 5.3120 IN.
(C77018)	M556 (IA1) NAR ATP BL LV (O1) (T1) (S1)	80.000	-1.200	0.000	0.000	XMRP 4.8200 IN. YMRP 0.0000 IN. ZMRP 0.0000 IN. SCALE 0.0040

MACH 1.96

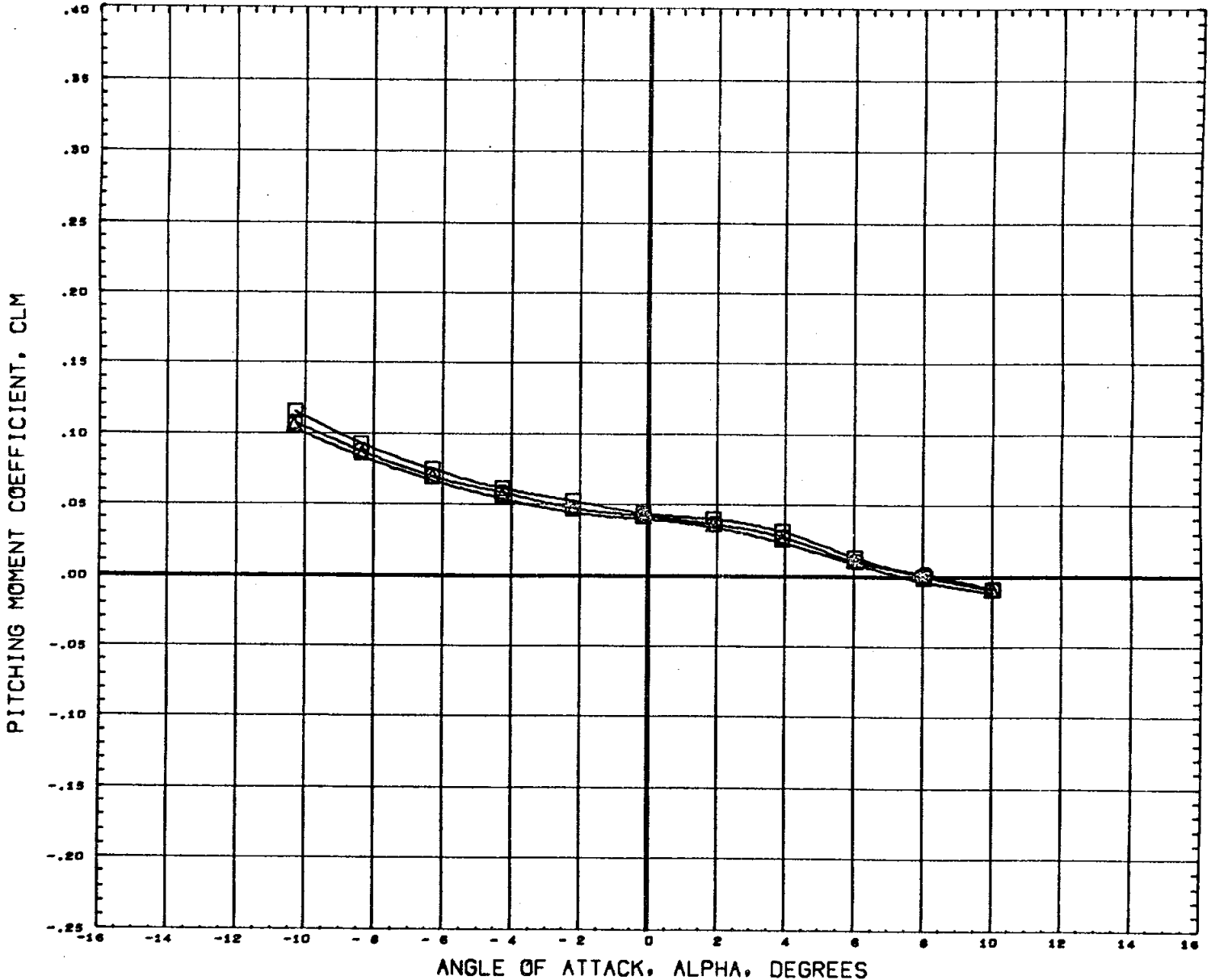
EFFECT OF RUDDER



DATA SET SYMBOL	CONFIGURATION DESCRIPTION	PHI	ORBINC	RUDDER	AILRON	REFERENCE INFORMATION
(C77028)	M556 (IA1) NAR ATP BL LV (O1) (T1) (S1)	80.000	0.000	15.000	0.000	SREF 7.4190 SQ. IN.
(C77014)	M556 (IA1) NAR ATP BL LV (O1) (T1) (S1)	80.000	0.000	0.000	0.000	LREF 5.3120 IN.
(C77036)	DATA NOT AVAILABLE FOR ALL CONDITIONS	80.000	-1.200	15.000	0.000	BREF 5.3120 IN.
(C77018)	M556 (IA1) NAR ATP BL LV (O1) (T1) (S1)	80.000	-1.200	0.000	0.000	XMRP 4.8200 IN. YMRP 0.0000 IN. ZMRP 0.0000 IN. SCALE 0.0040

MACH 2.99

EFFECT OF RUDDER

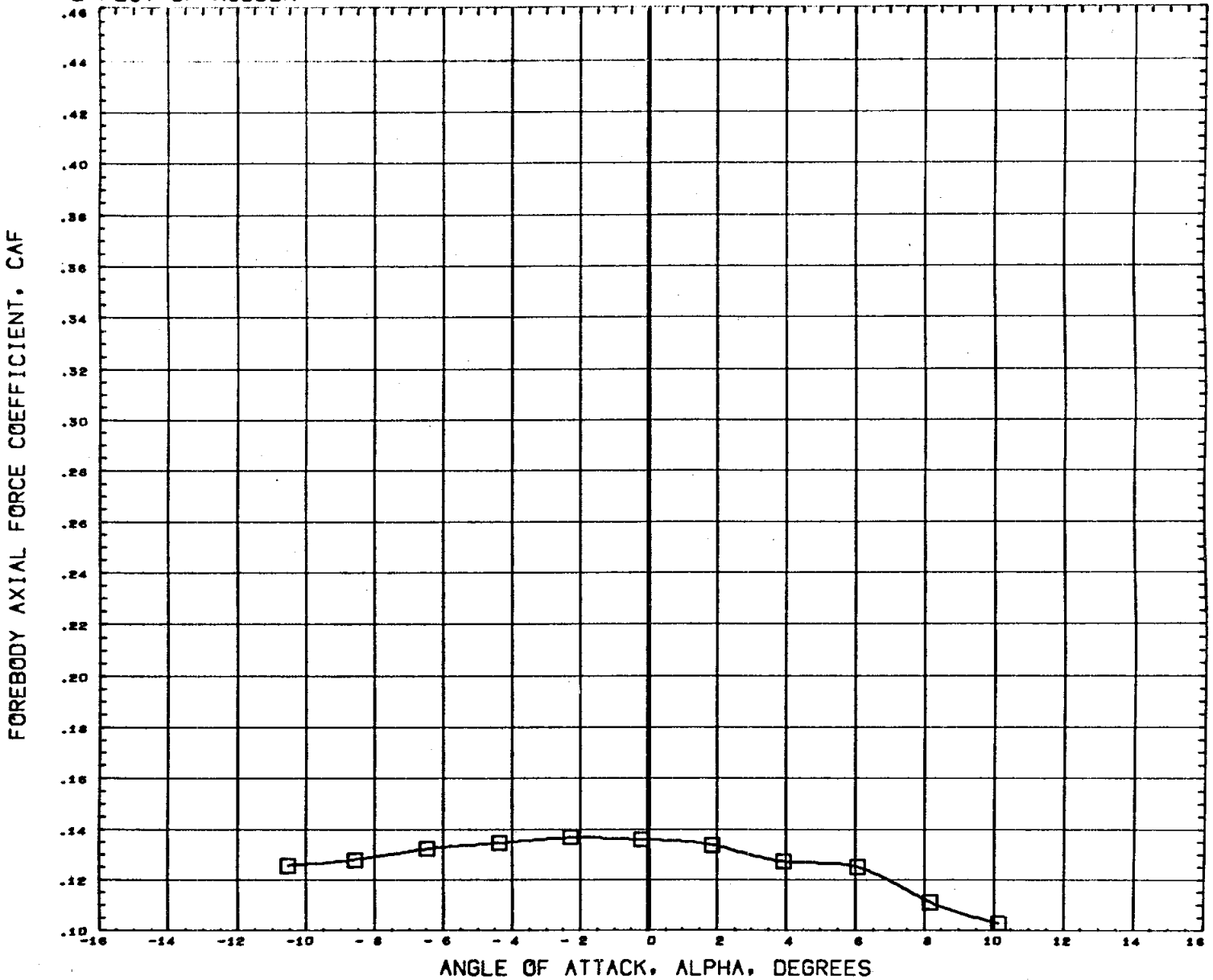


DATA SET SYMBOL	CONFIGURATION DESCRIPTION	PHI	ORBINC	RUDDER	AILRON	REFERENCE INFORMATION
(C77028)	M556 (IA1) NAR ATP BL LV (O1) (T1) (S1)	80.000	0.000	15.000	0.000	SREF 7.4190 SQ. IN.
(C77014)	M556 (IA1) NAR ATP BL LV (O1) (T1) (S1)	80.000	0.000	0.000	0.000	LREF 5.3120 IN.
(C77036)	DATA NOT AVAILABLE FOR ALL CONDITIONS	80.000	-1.200	15.000	0.000	BREF 5.3120 IN.
(C77018)	M556 (IA1) NAR ATP BL LV (O1) (T1) (S1)	80.000	-1.200	0.000	0.000	YMRP 4.6200 IN.
						ZMRP 0.0000 IN.
						SCALE 0.0040

MACH

4.96

EFFECT OF RUDDER

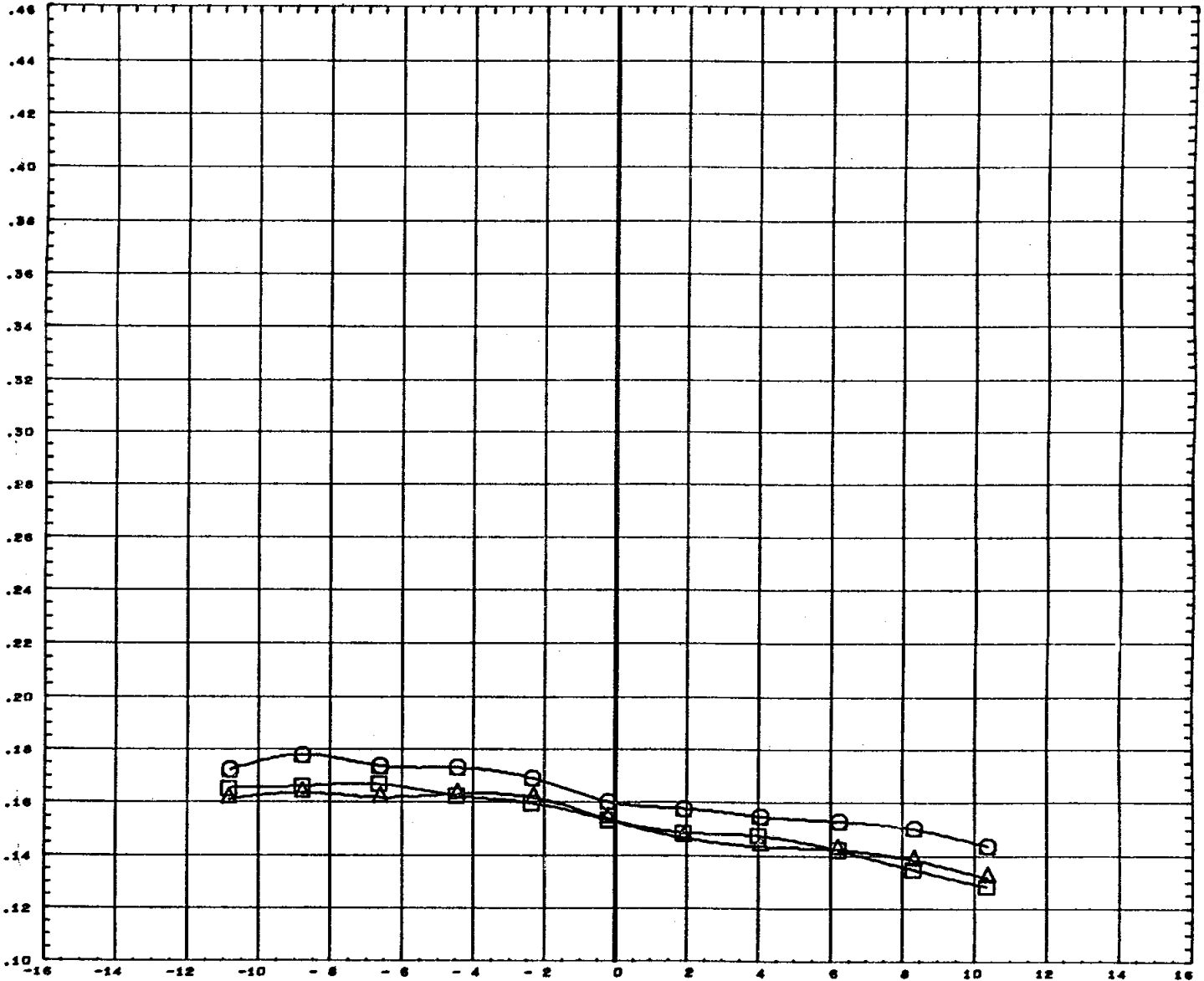


DATA SET SYMBOL	CONFIGURATION DESCRIPTION	PHI	ORBINC	RUDDER	AILRON	REFERENCE INFORMATION
(C77028)	DATA NOT AVAILABLE FOR ALL CONDITIONS	80.000	0.000	15.000	0.000	SREF 7.4190 50. IN.
(C77014)	DATA NOT AVAILABLE FOR ALL CONDITIONS	80.000	0.000	0.000	0.000	LREF 5.3120 IN.
(C77036)	DATA NOT AVAILABLE FOR ALL CONDITIONS	80.000	-1.200	15.000	0.000	BREF 5.3120 IN.
(C77018)	M556 (IA1) NAR ATP BL LV (01) (71) (S1)	80.000	-1.200	0.000	0.000	XHRP 4.6200 IN. YHRP 0.0000 IN. ZHRP 0.0000 IN. SCALE 0.0040

MACH .60

EFFECT OF RUDDER

FOREBODY AXIAL FORCE COEFFICIENT, CAF



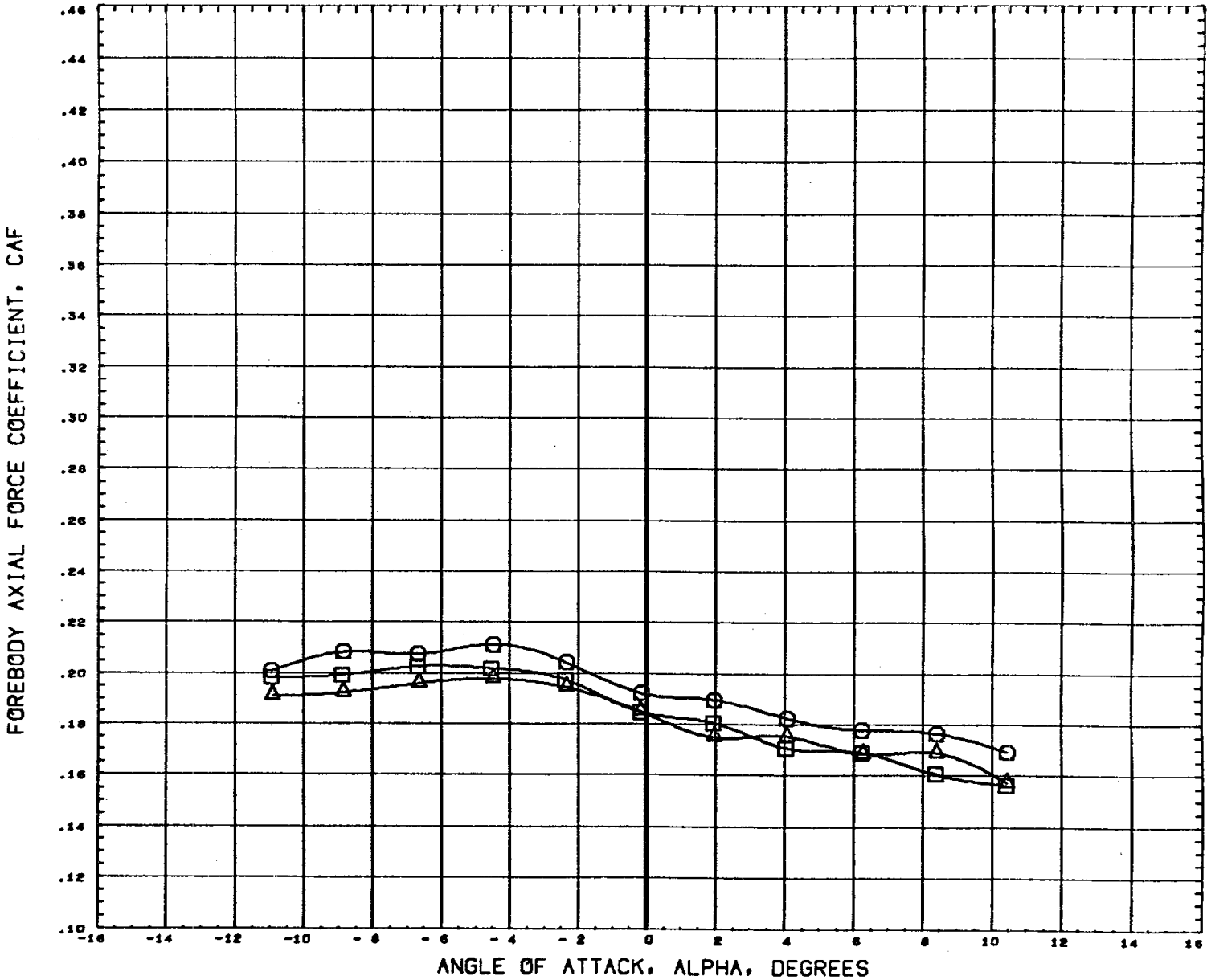
ANGLE OF ATTACK, ALPHA, DEGREES

DATA SET SYMBOL	CONFIGURATION DESCRIPTION	PHI	ORBINC	RUDDER	AILRON	REFERENCE INFORMATION
(C77028)	M556 (IA1) NAR ATP BL LV (O1) (T1) (S1)	80.000	0.000	15.000	0.000	SREF 7.4190 SQ. IN.
(C77014)	M556 (IA1) NAR ATP BL LV (O1) (T1) (S1)	80.000	0.000	0.000	0.000	LREF 5.3120 IN.
(C77036)	DATA NOT AVAILABLE FOR ALL CONDITIONS	80.000	-1.200	15.000	0.000	BREF 5.3120 IN.
(C77018)	M556 (IA1) NAR ATP BL LV (O1) (T1) (S1)	80.000	-1.200	0.000	0.000	XHRP 4.9200 IN. YHRP 0.0000 IN. ZHRP 0.0000 IN. SCALE 0.0040

MACH .80

PAGE 478

EFFECT OF RUDDER

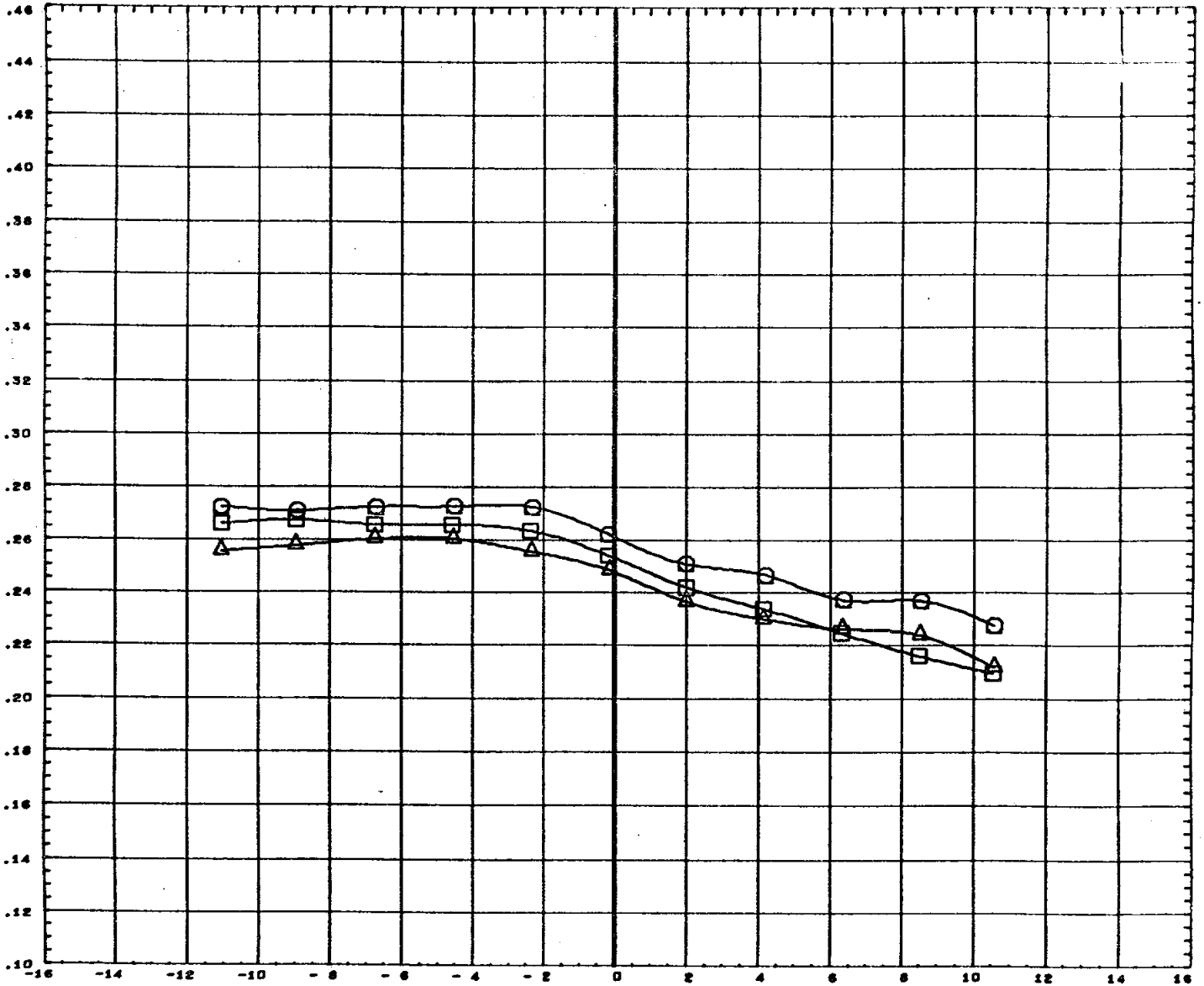


DATA SET SYMBOL	CONFIGURATION DESCRIPTION	PHI	ORBINC	RUDDER	AILRON	REFERENCE INFORMATION
(C77028)	M556 (IA1) NAR ATP BL LV (O1) (T1) (S1)	80.000	0.000	15.000	0.000	SREF 7.4190 SQ. IN.
(C77014)	M556 (IA1) NAR ATP BL LV (O1) (T1) (S1)	80.000	0.000	0.000	0.000	LREF 5.3120 IN.
(C77036)	DATA NOT AVAILABLE FOR ALL CONDITIONS	80.000	-1.200	15.000	0.000	BREF 5.3120 IN.
(C77018)	M556 (IA1) NAR ATP BL LV (O1) (T1) (S1)	80.000	-1.200	0.000	0.000	XHRP 4.8200 IN.
						YHRP 0.0000 IN.
						ZHRP 0.0000 IN.
						SCALE 0.0040

MACH .90

EFFECT OF RUDDER

FOREBODY AXIAL FORCE COEFFICIENT, CAF



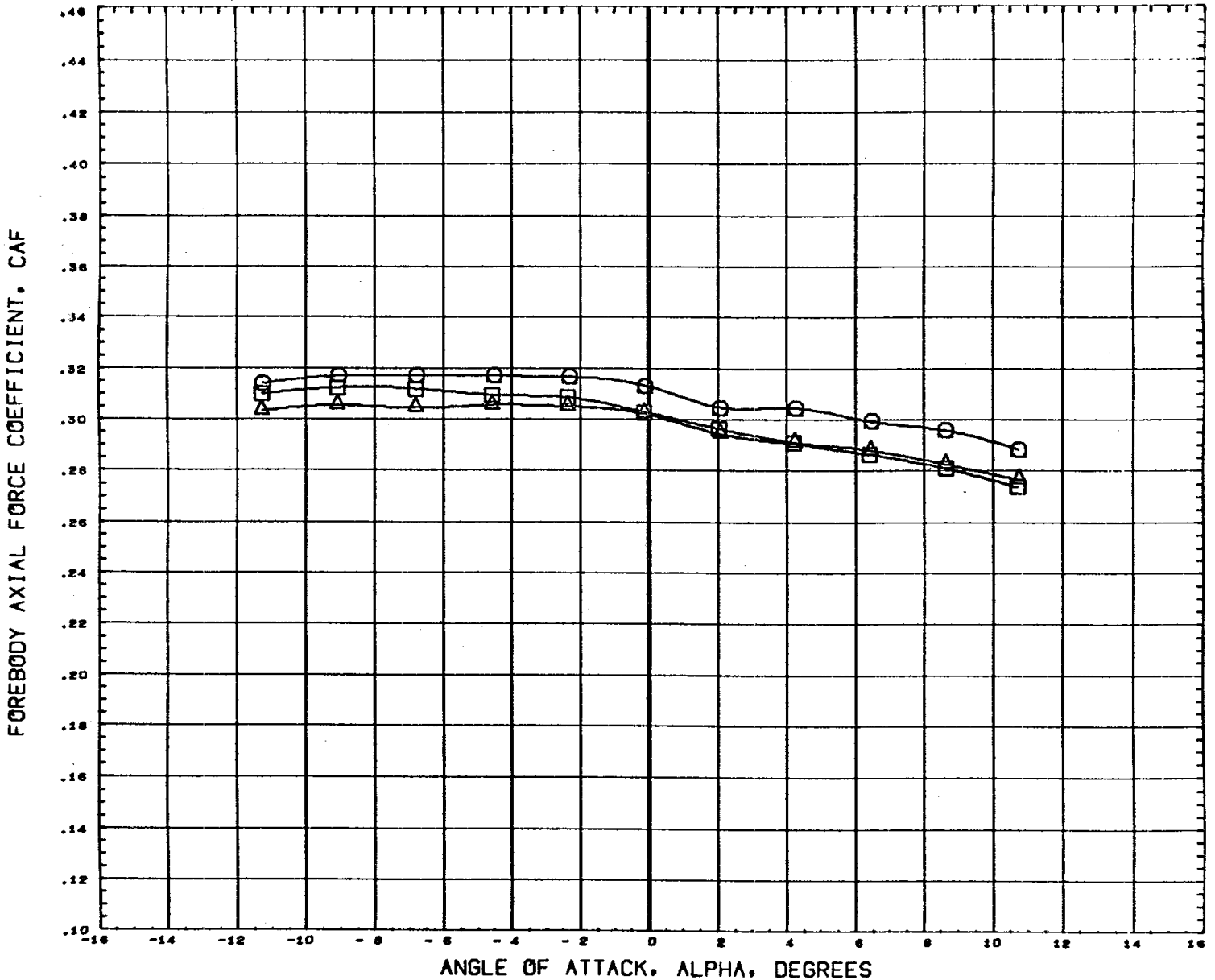
ANGLE OF ATTACK, ALPHA, DEGREES

DATA SET SYMBOL	CONFIGURATION DESCRIPTION	PHI	ORBINC	RUDDER	AILRON	REFERENCE INFORMATION
(C77028)	M556 (IA1) NAR ATP BL LV (O1) (T1) (S1)	80.000	0.000	15.000	0.000	SREF 7.4190 sq. in.
(C77014)	M556 (IA1) NAR ATP BL LV (O1) (T1) (S1)	80.000	0.000	0.000	0.000	LREF 5.3120 in.
(C77036)	DATA NOT AVAILABLE FOR ALL CONDITIONS	80.000	-1.200	15.000	0.000	BREF 5.3120 in.
(C77018)	M556 (IA1) NAR ATP BL LV (O1) (T1) (S1)	80.000	-1.200	0.000	0.000	XMRP 4.8200 in.
						YMRP 0.0000 in.
						ZMRP 0.0000 in.
						SCALE 0.0040

MACH 1.00

PAGE 480

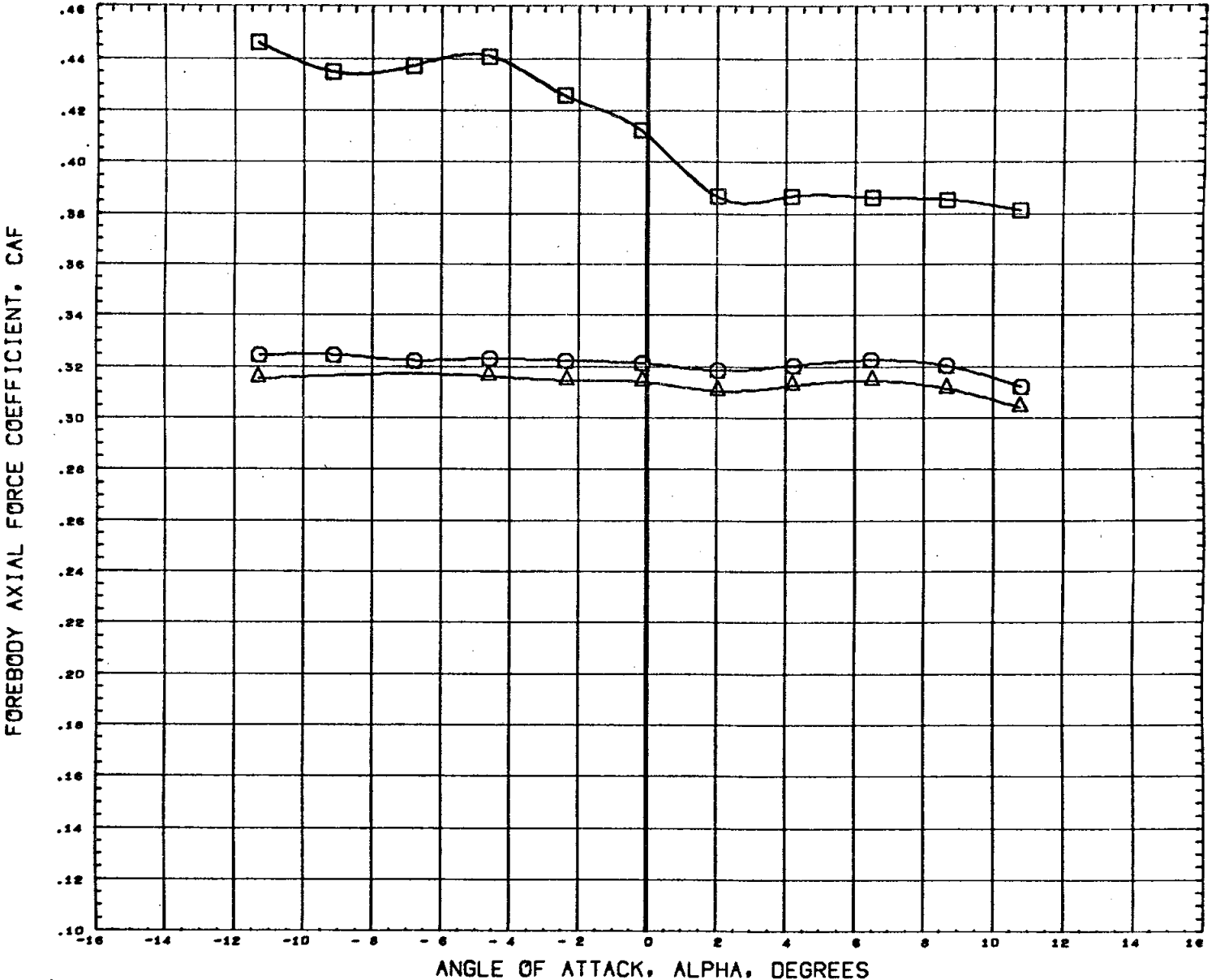
EFFECT OF RUDDER



DATA SET SYMBOL	CONFIGURATION DESCRIPTION	PHI	ORBINC	RUDDER	AILRON	REFERENCE INFORMATION
(C77028)	M556 (IA1) NAR ATP BL LV (O1) (T1) (S1)	80.000	0.000	15.000	0.000	SREF 7.4190 SQ. IN.
(C77014)	M556 (IA1) NAR ATP BL LV (O1) (T1) (S1)	80.000	0.000	0.000	0.000	LREF 5.3120 IN.
(C77036)	DATA NOT AVAILABLE FOR ALL CONDITIONS	80.000	-1.200	15.000	0.000	BREF 5.3120 IN.
(C77018)	M556 (IA1) NAR ATP BL LV (O1) (T1) (S1)	80.000	-1.200	0.000	0.000	XMRP 4.8200 IN. YMRP 0.0000 IN. ZMRP 0.0000 IN. SCALE 0.0040

MACH 1.20

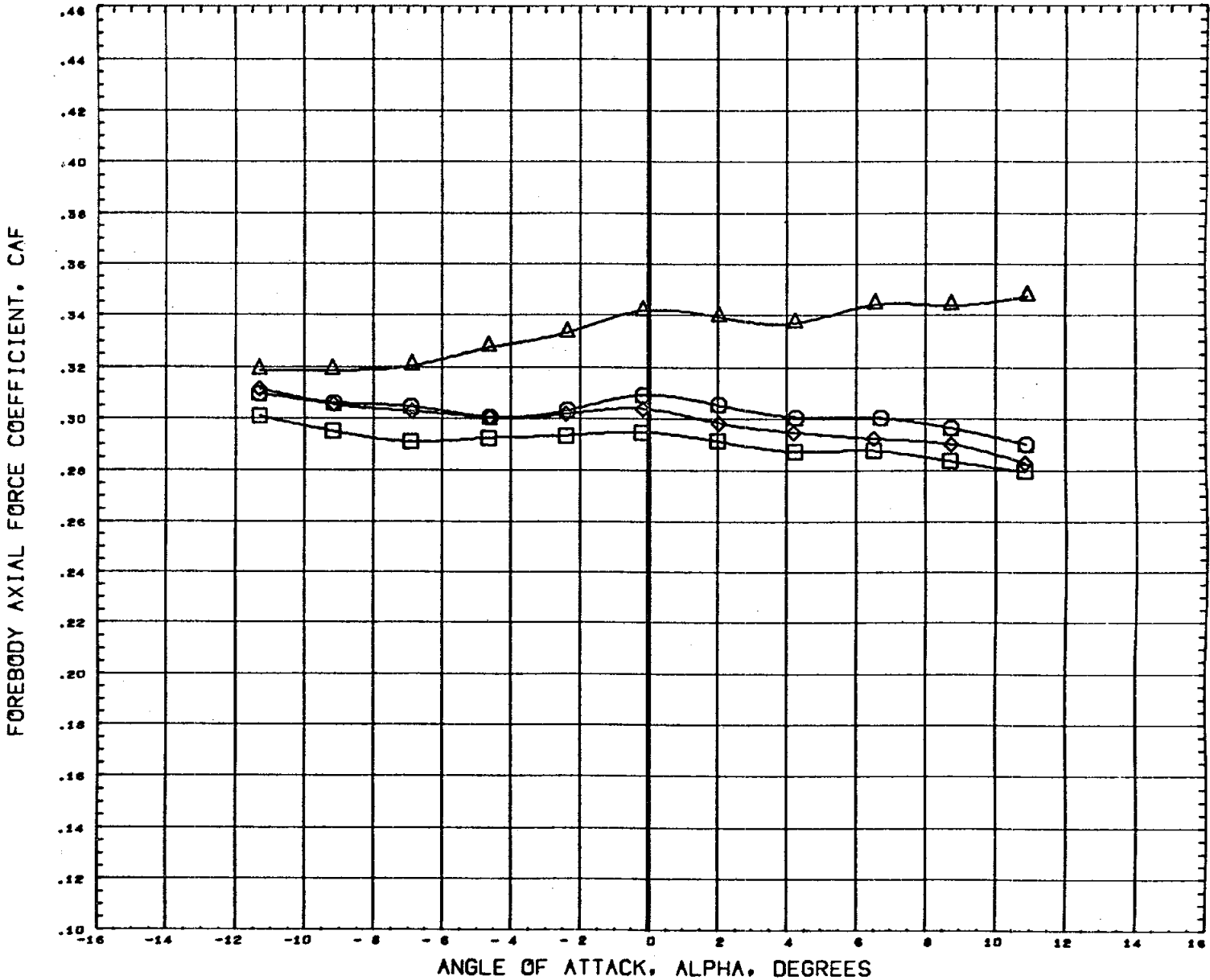
EFFECT OF RUDDER



DATA SET SYMBOL	CONFIGURATION DESCRIPTION	PHI	ORBINC	RUDDER	AILRON	REFERENCE INFORMATION
(C77028)	M556 (IA1) NAR ATP BL LV (O1) (T1) (S1)	80.000	0.000	15.000	0.000	SREF 7.4190 sq. in.
(C77014)	M556 (IA1) NAR ATP BL LV (O1) (T1) (S1)	80.000	0.000	0.000	0.000	LREF 5.3120 in.
(C77036)	DATA NOT AVAILABLE FOR ALL CONDITIONS	80.000	-1.200	15.000	0.000	BREF 5.3120 in.
(C77018)	M556 (IA1) NAR ATP BL LV (O1) (T1) (S1)	80.000	-1.200	0.000	0.000	XMRP 4.8200 in.
						YMRP 0.0000 in.
						ZMRP 0.0000 in.
						SCALE 0.0040

MACH 1.46

EFFECT OF RUDDER

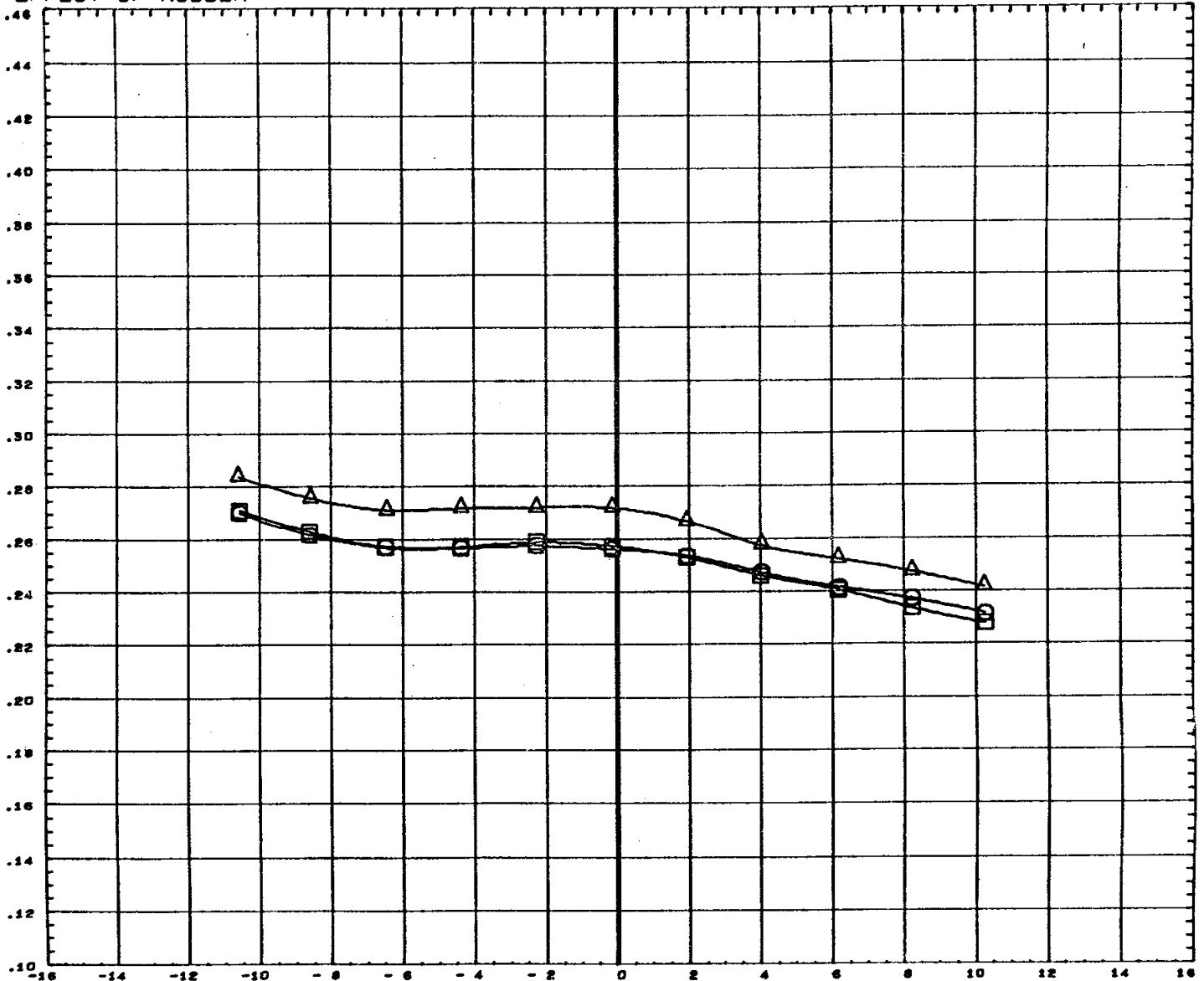


DATA SET SYMBOL	CONFIGURATION DESCRIPTION	PHI	ORBINC	RUDDER	AILRON	REFERENCE INFORMATION
(C77028)	M556(IA1) NAR ATP BL LV (O1) (T1) (S1)	80.000	0.000	15.000	0.000	SREF 7.4190 SQ. IN.
(C77014)	M556(IA1) NAR ATP BL LV (O1) (T1) (S1)	80.000	0.000	0.000	0.000	LREF 5.3120 IN.
(C77036)	M556(IA1) NAR ATP BL LV (O1) (T1) (S1)	80.000	-1.200	15.000	0.000	BREF 5.3120 IN.
(C77018)	M556(IA1) NAR ATP BL LV (O1) (T1) (S1)	80.000	-1.200	0.000	0.000	XMRP 4.8200 IN.
						YMRP 0.0000 IN.
						ZMRP 0.0000 IN.
						SCALE 0.0040

MACH 1.96

EFFECT OF RUDDER

FOREBODY AXIAL FORCE COEFFICIENT, CAF



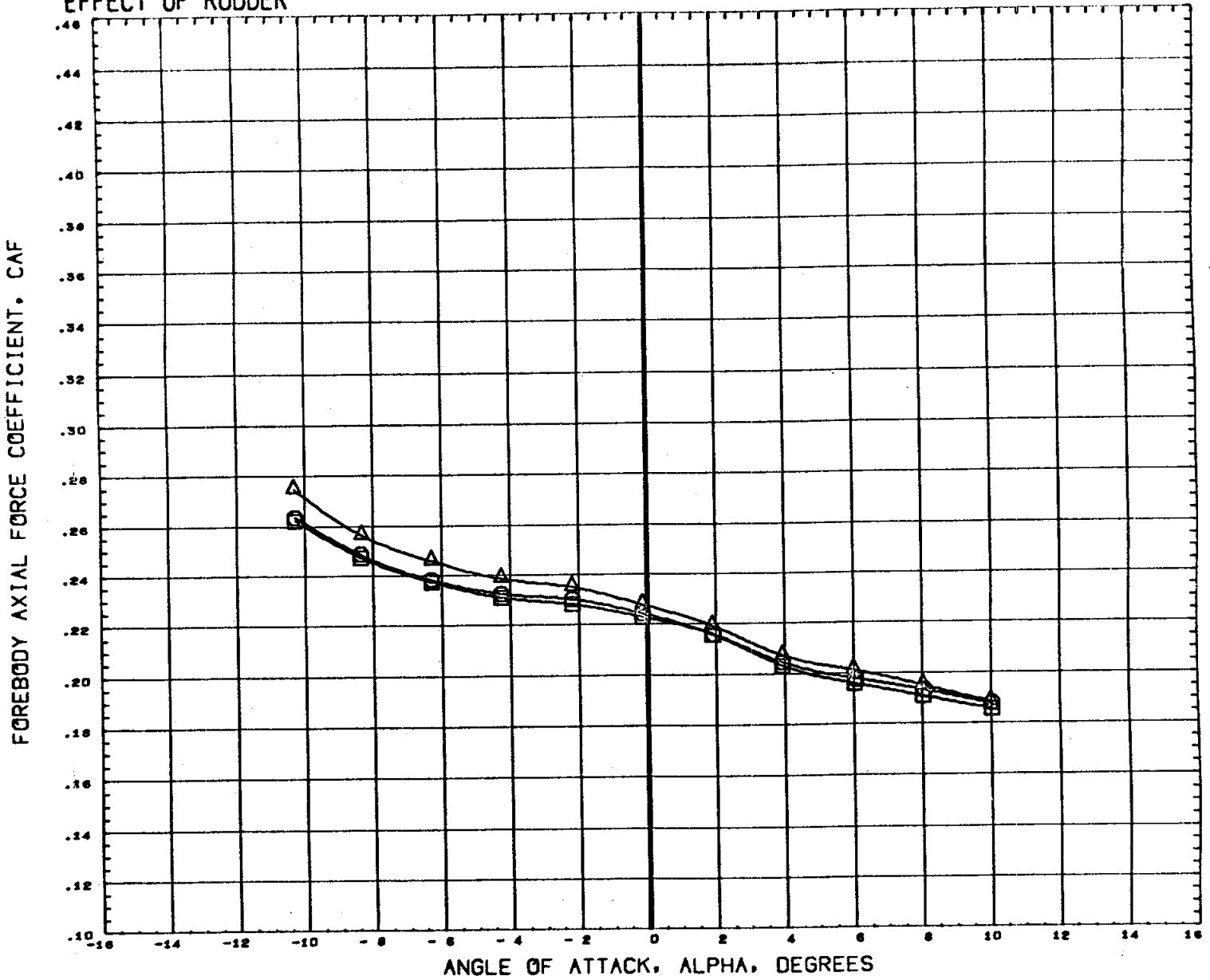
ANGLE OF ATTACK, ALPHA, DEGREES

DATA SET SYMBOL	CONFIGURATION DESCRIPTION	PHI	ORBINC	RUDDER	AILRON	REFERENCE INFORMATION
(C77028)	M556 (IA1) NAR ATP BL LV (O1) (T1) (S1)	80.000	0.000	15.000	0.000	SREF 7.4190 SQ. IN.
(C77014)	M556 (IA1) NAR ATP BL LV (O1) (T1) (S1)	80.000	0.000	0.000	0.000	LREF 5.3120 IN.
(C77036)	DATA NOT AVAILABLE FOR ALL CONDITIONS	80.000	-1.200	15.000	0.000	BREF 5.3120 IN.
(C77018)	M556 (IA1) NAR ATP BL LV (O1) (T1) (S1)	80.000	-1.200	0.000	0.000	XMRP 4.8200 IN.
						YMRP 0.0000 IN.
						ZMRP 0.0000 IN.
						SCALE 0.0040

MACH 2.99

PAGE 484

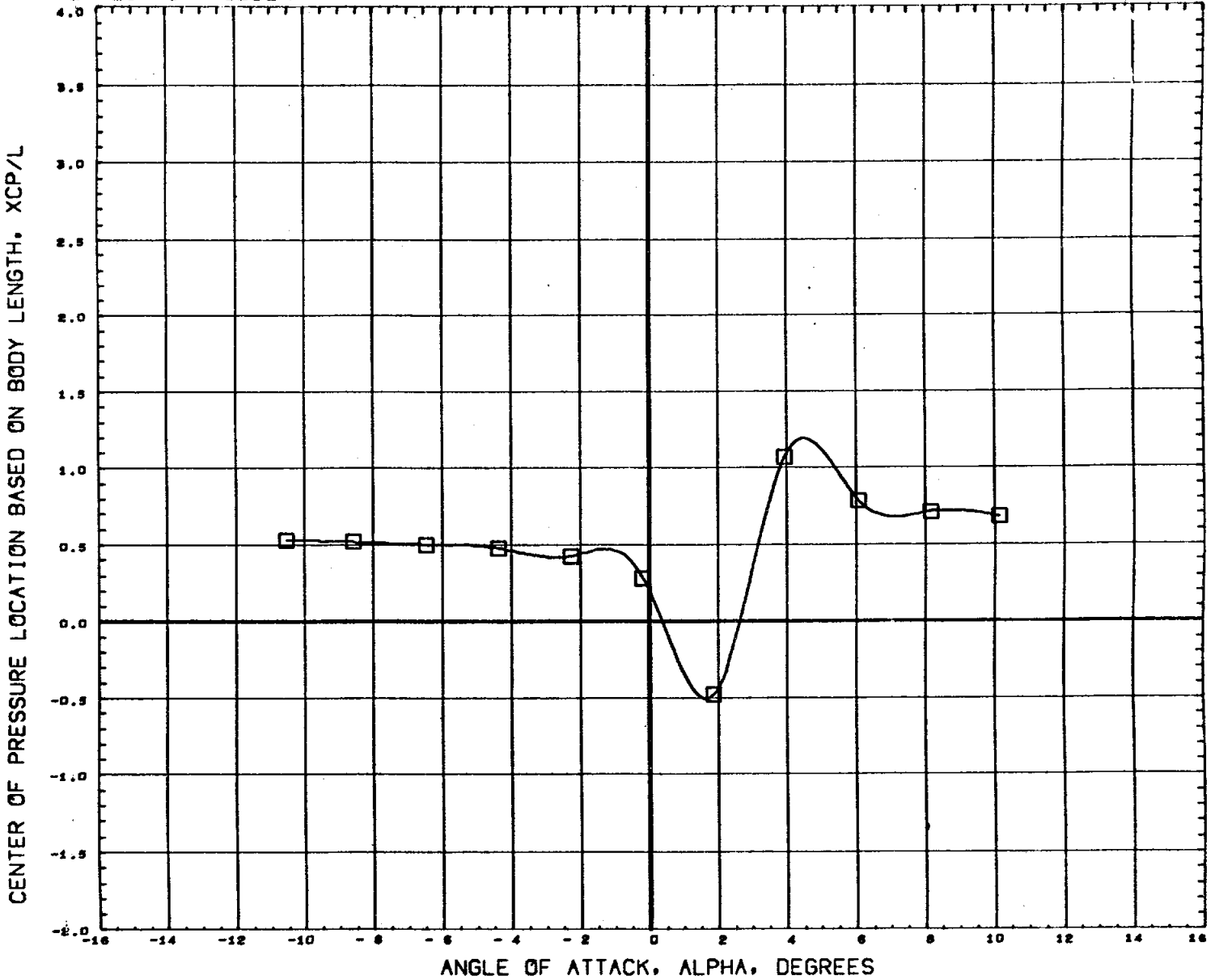
EFFECT OF RUDDER



DATA SET SYMBOL	CONFIGURATION DESCRIPTION	PHI	ORBINC	RUDDER	AILRON	REFERENCE INFORMATION
(C77028)	M556 (IA1) NAR ATP BL LV (O1) (T1) (S1)	80.000	0.000	15.000	0.000	SREF 7.4190 sq. IN.
(C77034)	M556 (IA1) NAR ATP BL LV (O1) (T1) (S1)	80.000	0.000	0.000	0.000	LREF 5.3120 IN.
(C77036)	DATA NOT AVAILABLE FOR ALL CONDITIONS	80.000	-1.200	15.000	0.000	BREF 5.3120 IN.
(C77038)	M556 (IA1) NAR ATP BL LV (O1) (T1) (S1)	80.000	-1.200	0.000	0.000	XMRP 4.8200 IN.
						YMRP 0.0000 IN.
						ZMRP 0.0000 IN.
						SCALE 0.0040

MACH 4.96

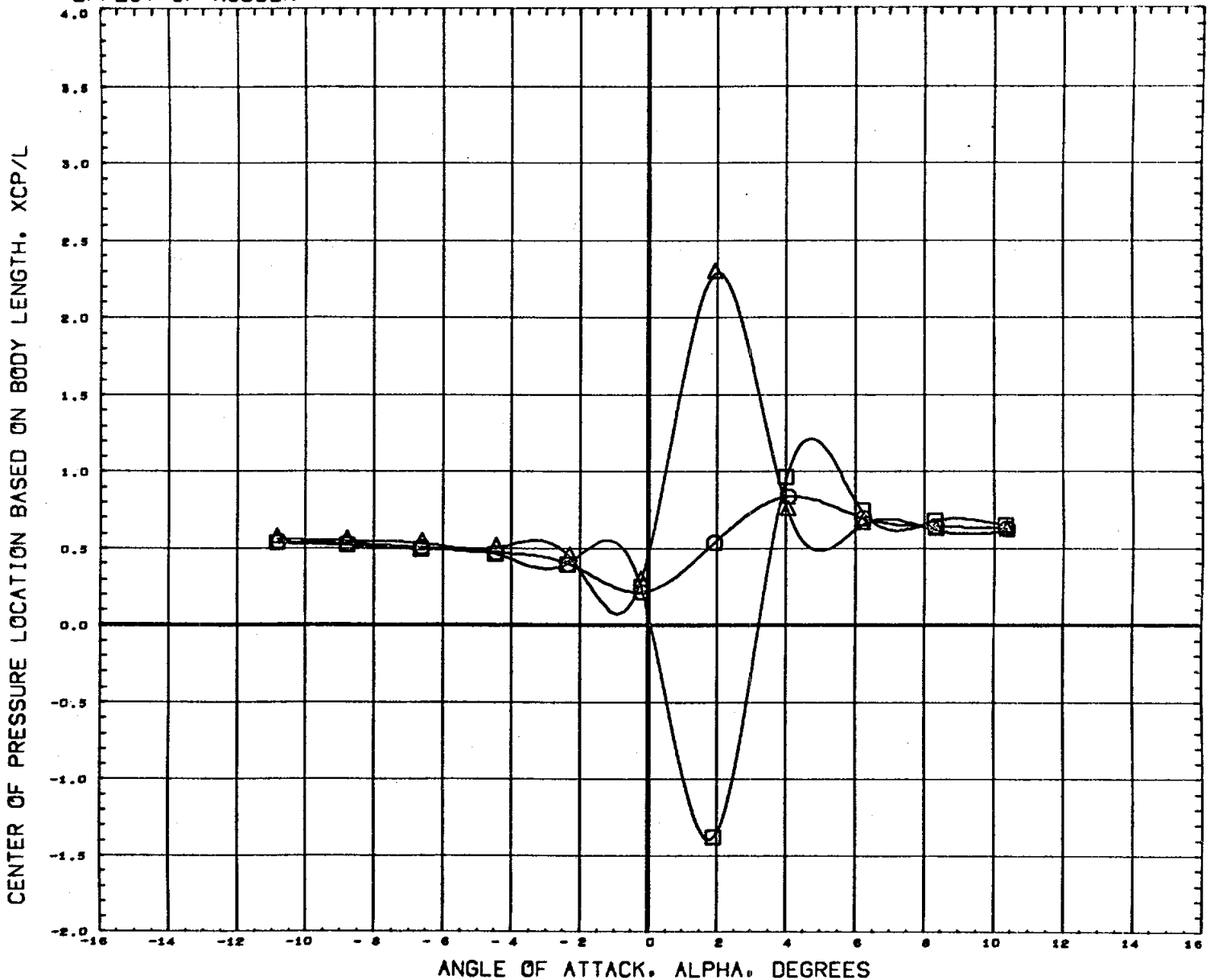
EFFECT OF RUDDER



DATA SET SYMBOL	CONFIGURATION DESCRIPTION	PHI	ORBINC	RUDDER	AILRON	REFERENCE INFORMATION
(C77028)	DATA NOT AVAILABLE FOR ALL CONDITIONS	80.000	0.000	15.000	0.000	SREF 7.4190 39. IN.
(C77014)	DATA NOT AVAILABLE FOR ALL CONDITIONS	80.000	0.000	0.000	0.000	LREF 5.3120 IN.
(C77036)	DATA NOT AVAILABLE FOR ALL CONDITIONS	80.000	-1.200	15.000	0.000	BREF 5.3120 IN.
(C77018)	M556 (IA1) NAR ATP BL LV (O1) (T1) (S1)	80.000	-1.200	0.000	0.000	XMRP 4.8200 IN. YMRP 0.0000 IN. ZMRP 0.0000 IN. SCALE 0.0040

MACH .60

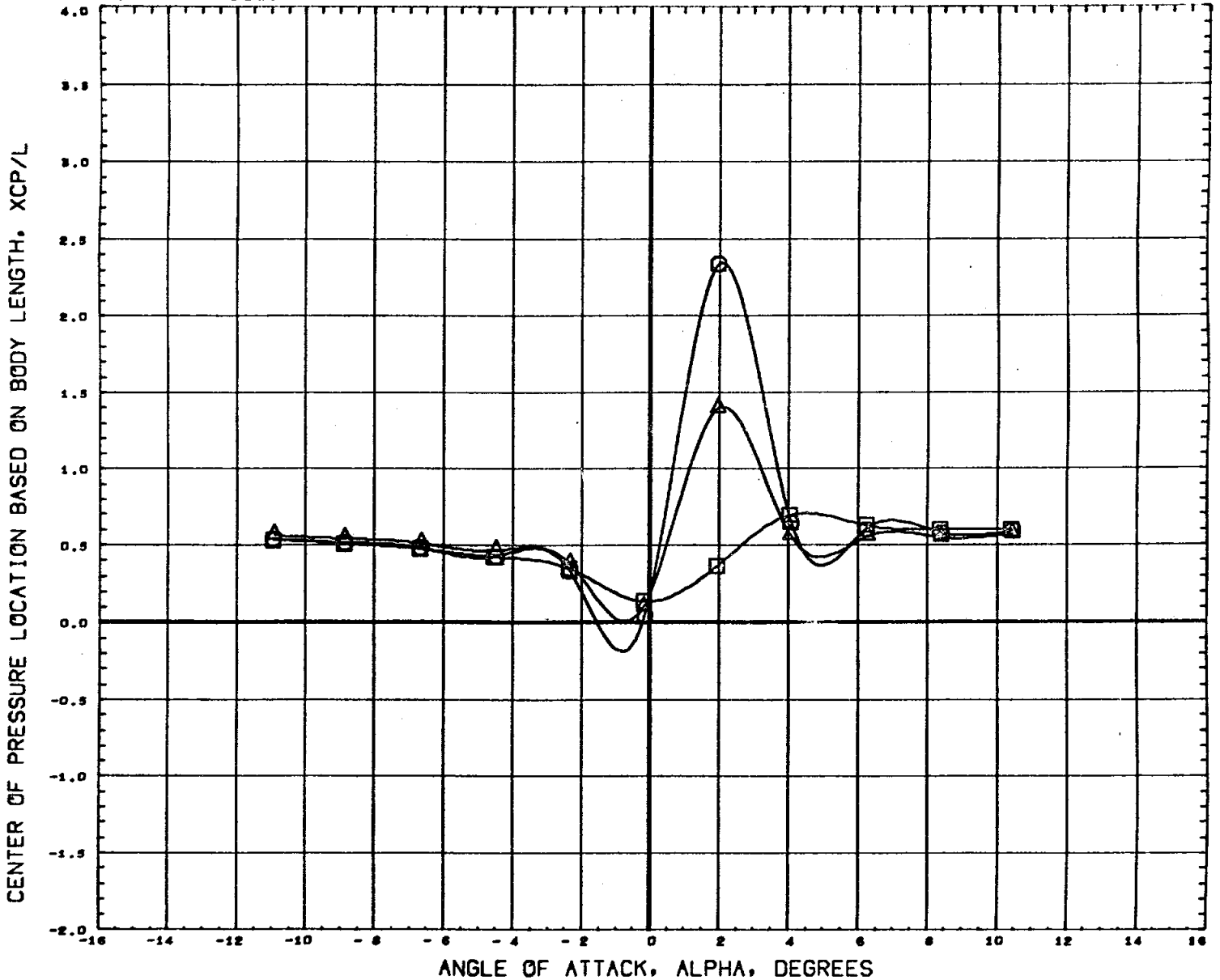
EFFECT OF RUDDER



DATA SET SYMBOL	CONFIGURATION DESCRIPTION	PHI	ORBINC	RUDDER	AILRON	REFERENCE INFORMATION
(C77028)	M556 (IA1) NAR ATP BL LV (O1) (T1) (S1)	80.000	0.000	15.000	0.000	SREF 7.4190 SQ. IN.
(C77014)	M556 (IA1) NAR ATP BL LV (O1) (T1) (S1)	80.000	0.000	0.000	0.000	LREF 5.3120 IN.
(C77036)	DATA NOT AVAILABLE FOR ALL CONDITIONS	80.000	-1.200	15.000	0.000	BREF 5.3120 IN.
(C77018)	M556 (IA1) NAR ATP BL LV (O1) (T1) (S1)	80.000	-1.200	0.000	0.000	XHRP 4.6200 IN.
						YHRP 0.0000 IN.
						ZHRP 0.0000 IN.
						SCALE 0.0040

MACH .80

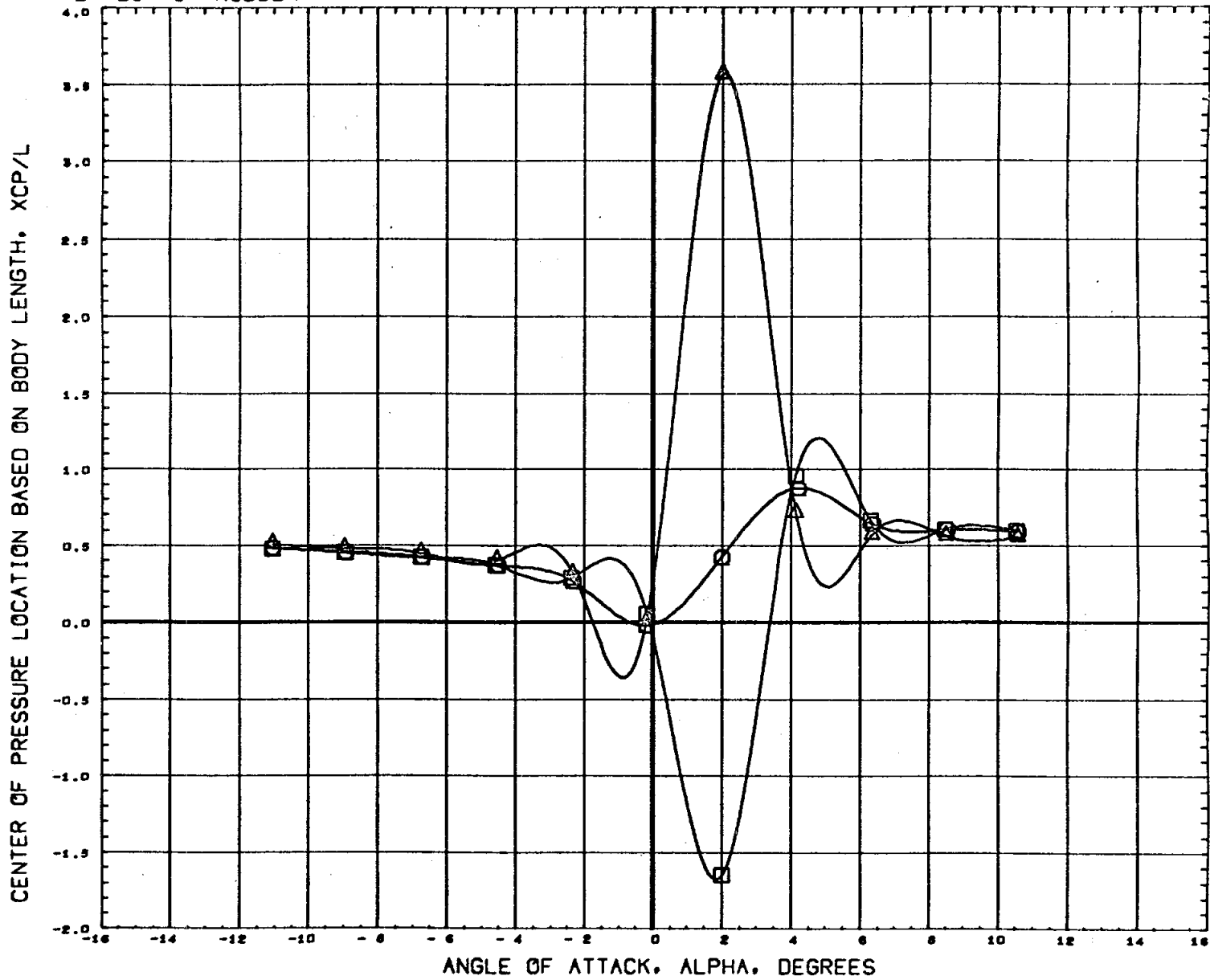
EFFECT OF RUDDER



DATA SET SYMBOL	CONFIGURATION DESCRIPTION	PHI	ORBINC	RUDDER	AILRON	REFERENCE INFORMATION
(C77028)	M556 (IA1) NAR ATP BL LV (O1) (T1) (S1)	80.000	0.000	15.000	0.000	SREF 7.4190 SQ. IN.
(C77014)	M556 (IA1) NAR ATP BL LV (O1) (T1) (S1)	80.000	0.000	0.000	0.000	LREF 5.3120 IN.
(C77036)	DATA NOT AVAILABLE FOR ALL CONDITIONS	80.000	-1.200	15.000	0.000	BREF 5.3120 IN.
(C77018)	M556 (IA1) NAR ATP BL LV (O1) (T1) (S1)	80.000	-1.200	0.000	0.000	XMRF 4.8200 IN. YMRF 0.0000 IN. ZMRF 0.0000 IN. SCALE 0.0040

MACH .90

EFFECT OF RUDDER

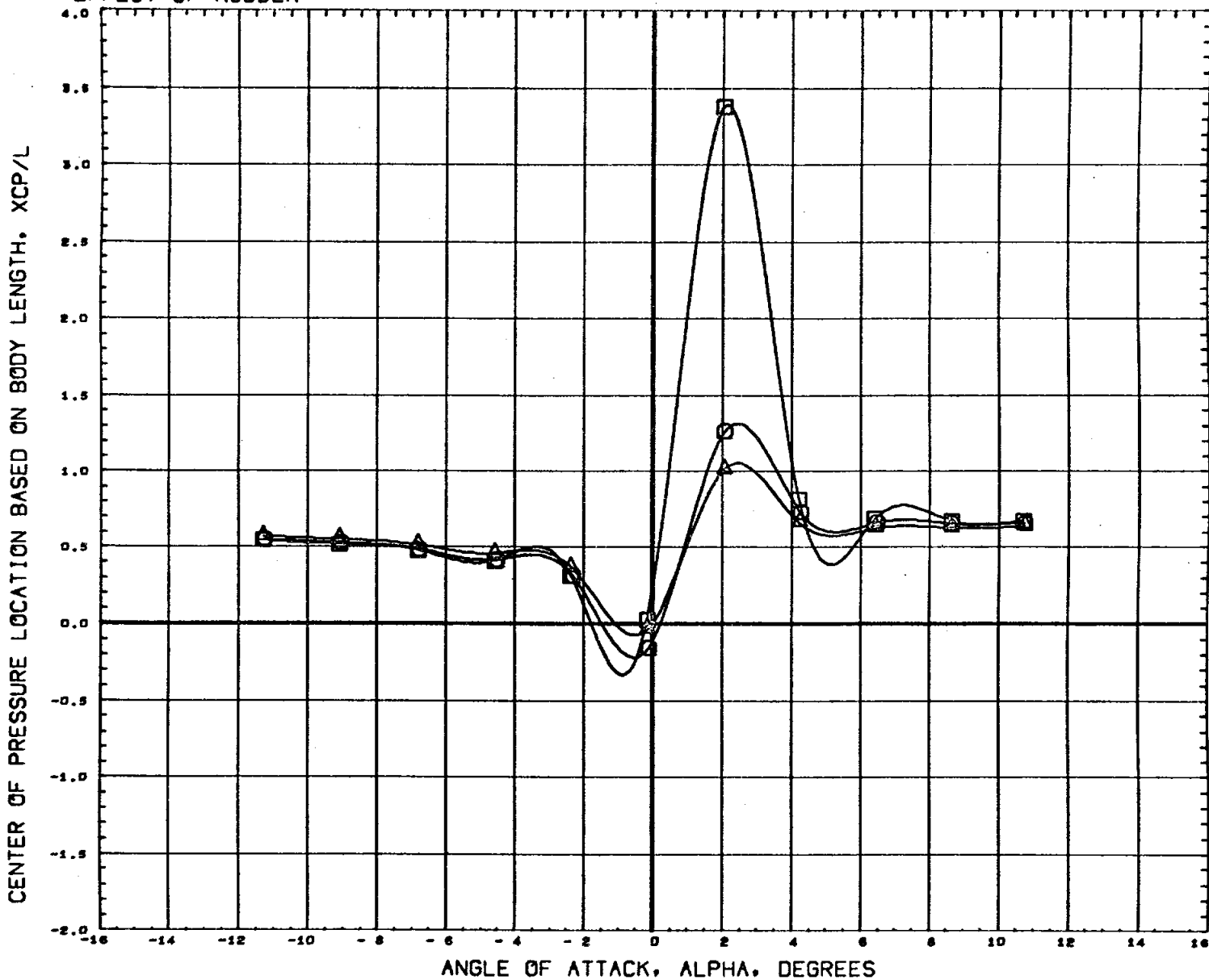


DATA SET SYMBOL	CONFIGURATION DESCRIPTION	PHI	ORBINC	RUDDER	AILRON	REFERENCE INFORMATION
(C77028)	M556 (IA1) NAR ATP BL LV (O1) (T1) (S1)	80.000	0.000	15.000	0.000	SREF 7.4190 Sq. IN.
(C77014)	M556 (IA1) NAR ATP BL LV (O1) (T1) (S1)	80.000	0.000	0.000	0.000	LREF 5.3120 IN.
(C77036)	DATA NOT AVAILABLE FOR ALL CONDITIONS	80.000	-1.200	15.000	0.000	BREF 5.3120 IN.
(C77018)	M556 (IA1) NAR ATP BL LV (O1) (T1) (S1)	80.000	-1.200	0.000	0.000	XMRP 4.8200 IN. YMRP 0.0000 IN. ZMRP 0.0000 IN. SCALE 0.0040

MACH 1.00

PAGE 489

EFFECT OF RUDDER

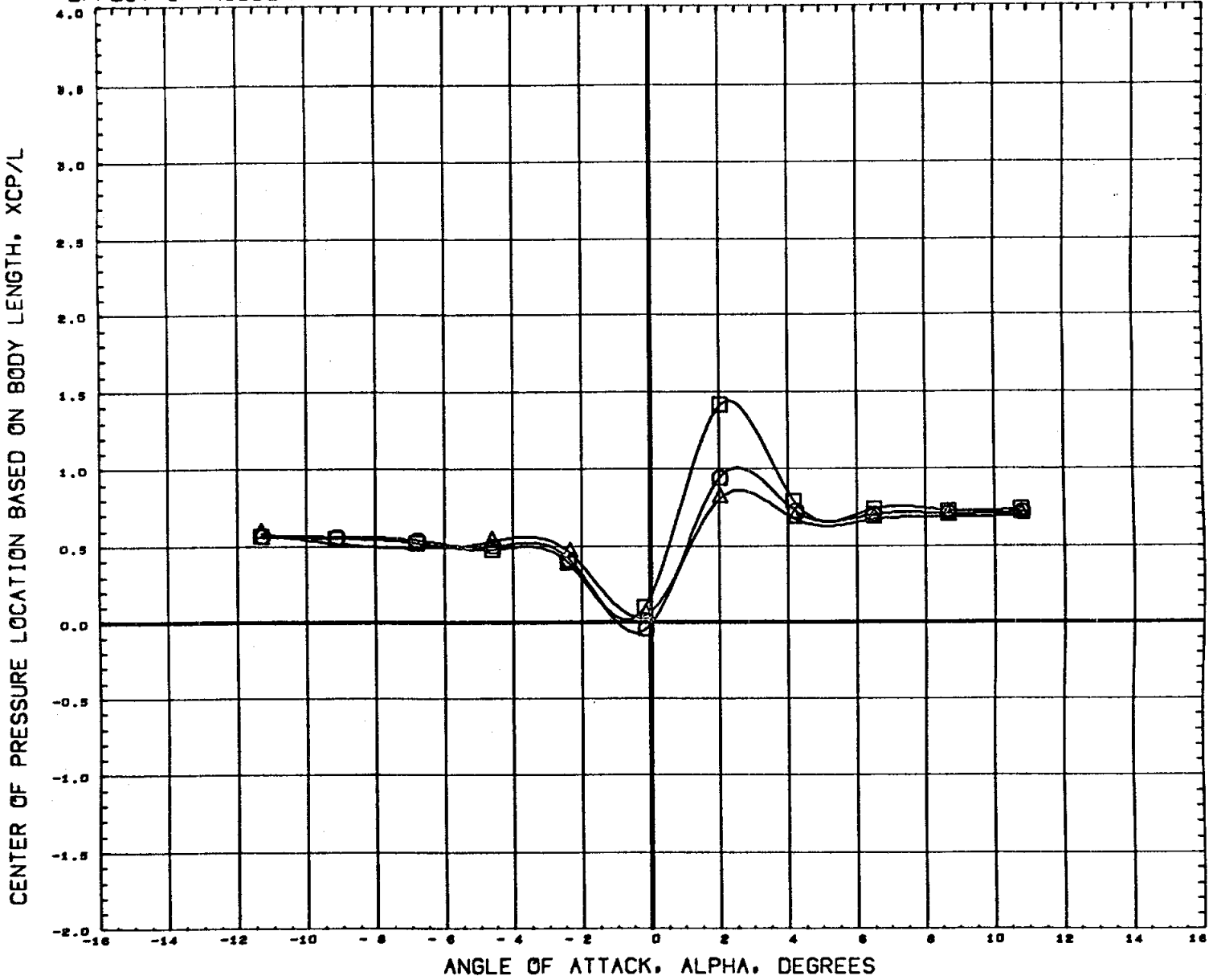


DATA SET SYMBOL	CONFIGURATION DESCRIPTION	PHI	ORBINC	RUDDER	AILRON	REFERENCE INFORMATION
(C77028)	M556 (IA1) NAR ATP BL LV (O1) (T1) (S1)	80.000	0.000	15.000	0.000	SREF 7.4190 98. IN.
(C77014)	M556 (IA1) NAR ATP BL LV (O1) (T1) (S1)	80.000	0.000	0.000	0.000	LREF 5.3120 IN.
(C77036)	DATA NOT AVAILABLE FOR ALL CONDITIONS	80.000	-1.200	15.000	0.000	BREF 5.3120 IN.
(C77016)	M556 (IA1) NAR ATP BL LV (O1) (T1) (S1)	80.000	-1.200	0.000	0.000	XMRP 4.8200 IN. YMRP 0.0000 IN. ZMRP 0.0000 IN. SCALE 0.0040

MACH 1.20

PAGE 490

EFFECT OF RUDDER

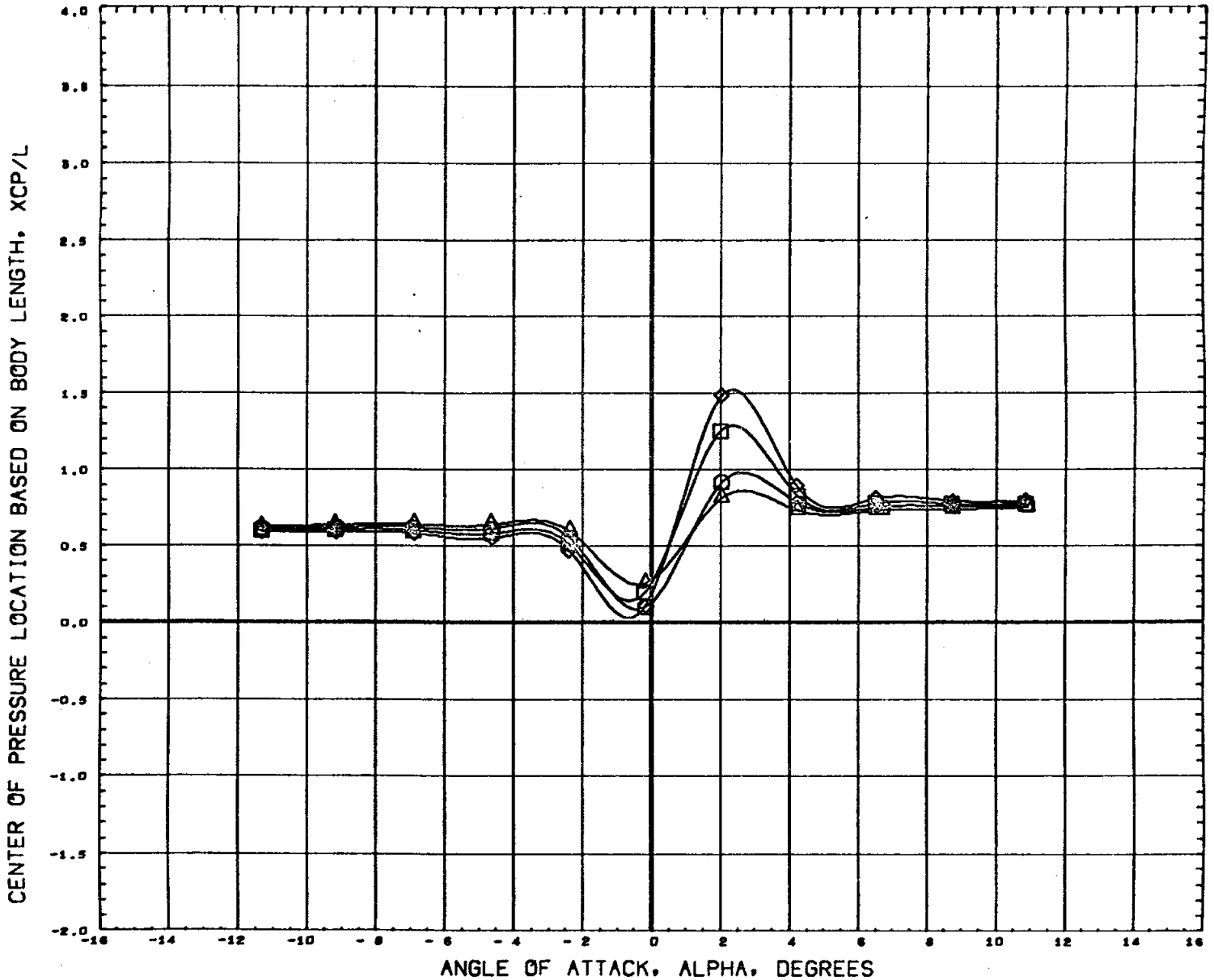


DATA SET SYMBOL	CONFIGURATION DESCRIPTION	PHI	ORBINC	RUDDER	AILRON	REFERENCE INFORMATION
(C77028)	M556 (IA1) NAR ATP BL LV (O1) (T1) (S1)	80.000	0.000	15.000	0.000	SREF 7.4190 sq. IN.
(C77014)	M556 (IA1) NAR ATP BL LV (O1) (T1) (S1)	80.000	0.000	0.000	0.000	LREF 5.3120 IN.
(C77036)	DATA NOT AVAILABLE FOR ALL CONDITIONS	80.000	-1.200	15.000	0.000	BREF 5.3120 IN.
(C77016)	M556 (IA1) NAR ATP BL LV (O1) (T1) (S1)	80.000	-1.200	0.000	0.000	XMRP 4.8200 IN.
						YMRP 0.0000 IN.
						ZMRP 0.0000 IN.
						SCALE 0.0040

MACH 1.46

PAGE 491

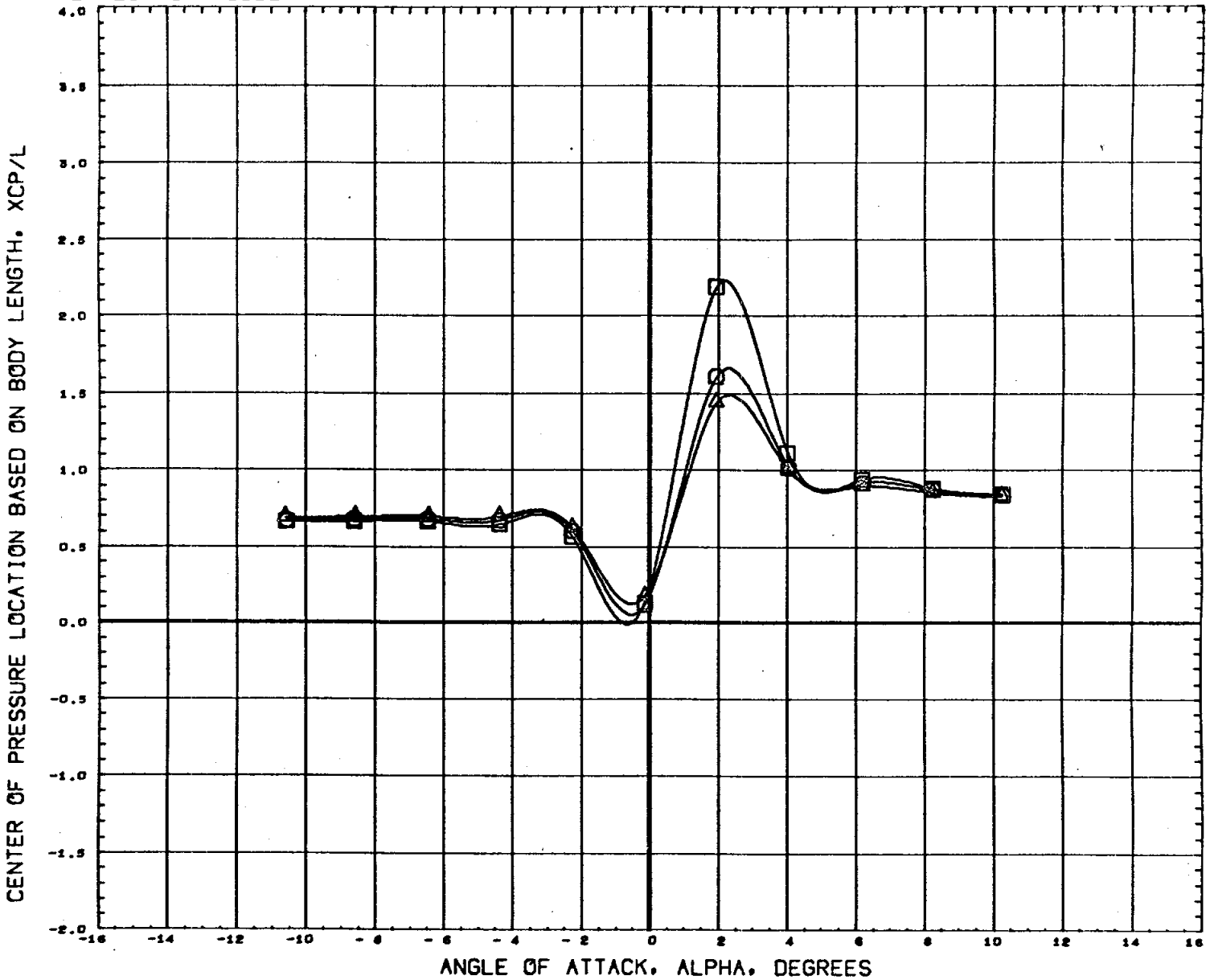
EFFECT OF RUDDER



DATA SET SYMBOL	CONFIGURATION DESCRIPTION	PHI	ORBINC	RUDDER	AILRON	REFERENCE INFORMATION
(C77028)	M556 (IA1) NAR ATP BL LV (O1) (T1) (S1)	80.000	0.000	15.000	0.000	SREF 7.4190 36. IN.
(C77014)	M556 (IA1) NAR ATP BL LV (O1) (T1) (S1)	80.000	0.000	0.000	0.000	LREF 5.3120 IN.
(C77036)	M556 (IA1) NAR ATP BL LV (O1) (T1) (S1)	80.000	-1.200	15.000	0.000	BREF 5.3120 IN.
(C77010)	M556 (IA1) NAR ATP BL LV (O1) (T1) (S1)	80.000	-1.200	0.000	0.000	XMRP 4.8200 IN. YMRP 0.0000 IN. ZMRP 0.0000 IN. SCALE 0.0040

MACH 1.96

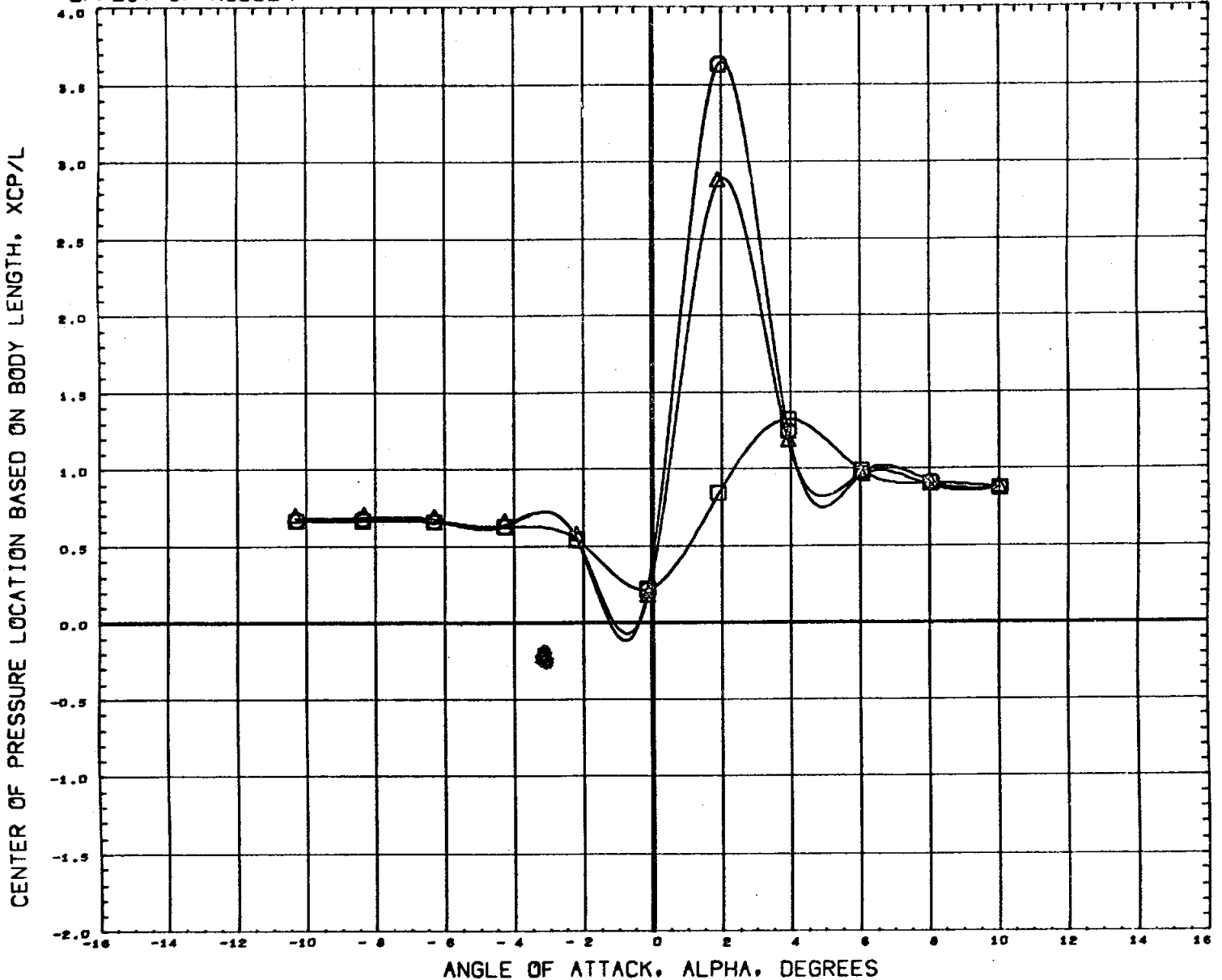
EFFECT OF RUDDER



DATA SET SYMBOL	CONFIGURATION DESCRIPTION	PHI	ORBINC	RUDDER	AILRON	REFERENCE INFORMATION
(C77028)	M556 (IA1) NAR ATP BL LV (O1) (T1) (S1)	80.000	0.000	15.000	0.000	SREF 7.4190 sq. IN.
(C77014)	M556 (IA1) NAR ATP BL LV (O1) (T1) (S1)	80.000	0.000	0.000	0.000	LREF 5.3120 IN.
(C77036)	DATA NOT AVAILABLE FOR ALL CONDITIONS	80.000	-1.200	15.000	0.000	BREF 5.3120 IN.
(C77018)	M556 (IA1) NAR ATP BL LV (O1) (T1) (S1)	80.000	-1.200	0.000	0.000	XMRP 4.8200 IN.
						YMRP 0.0000 IN.
						ZMRP 0.0000 IN.
						SCALE 0.0040

MACH 2.99

EFFECT OF RUDDER

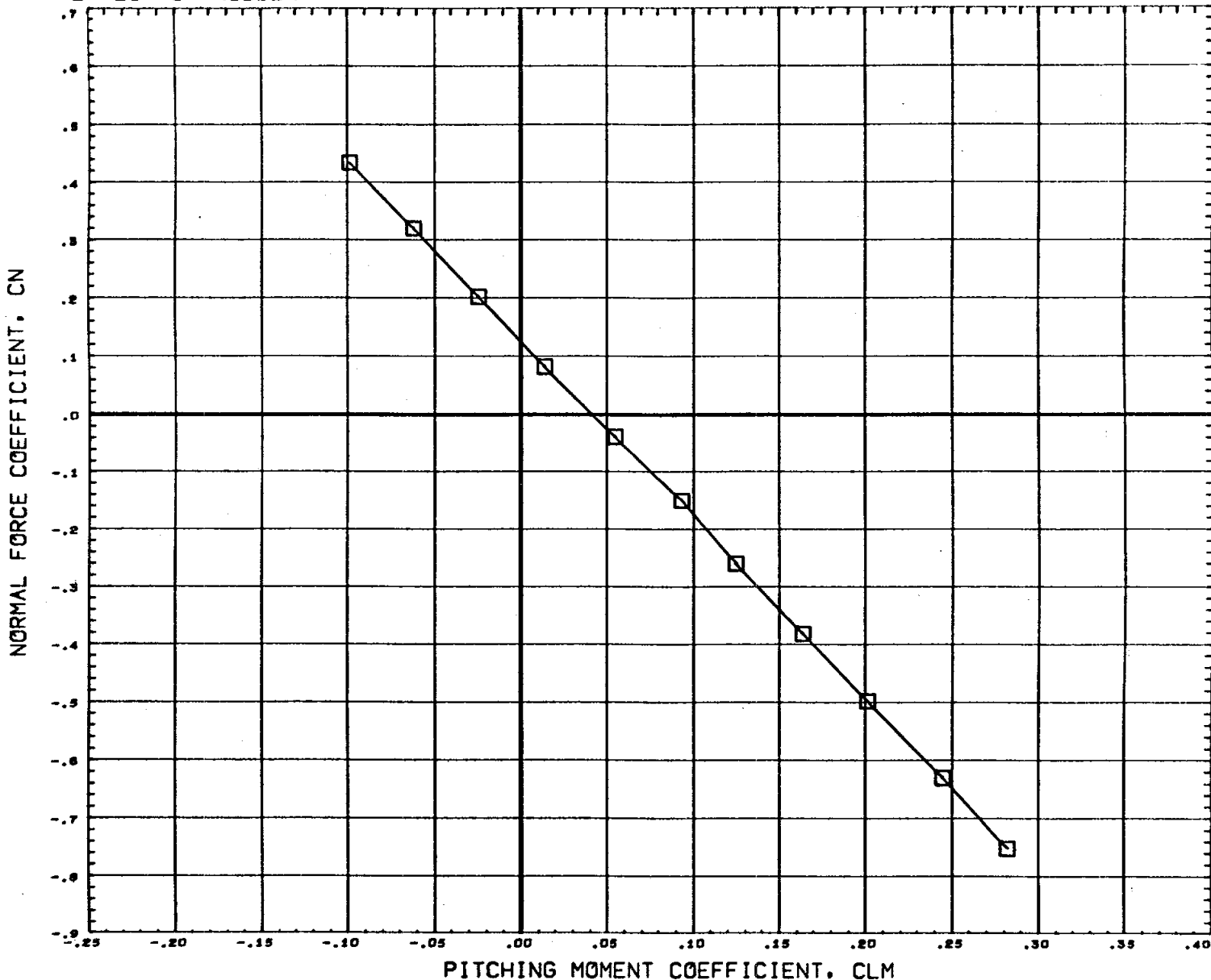


DATA SET SYMBOL	CONFIGURATION DESCRIPTION	PHI	ORBINC	RUDDER	AILRON	REFERENCE INFORMATION
(C77029)	M556 (IA1) NAR ATP BL LV (O1) (T1) (S1)	80.000	0.000	15.000	0.000	SREF 7.4190 SQ. IN.
(C77014)	M556 (IA1) NAR ATP BL LV (O1) (T1) (S1)	80.000	0.000	0.000	0.000	LREF 5.3120 IN.
(C77036)	DATA NOT AVAILABLE FOR ALL CONDITIONS	80.000	-1.200	15.000	0.000	BREF 5.3120 IN.
(C77018)	M556 (IA1) NAR ATP BL LV (O1) (T1) (S1)	80.000	-1.200	0.000	0.000	XMRP 4.8200 IN.
						YMRP 0.0000 IN.
						ZMRP 0.0000 IN.
						SCALE 0.0040

MACH 4.96

PAGE 494

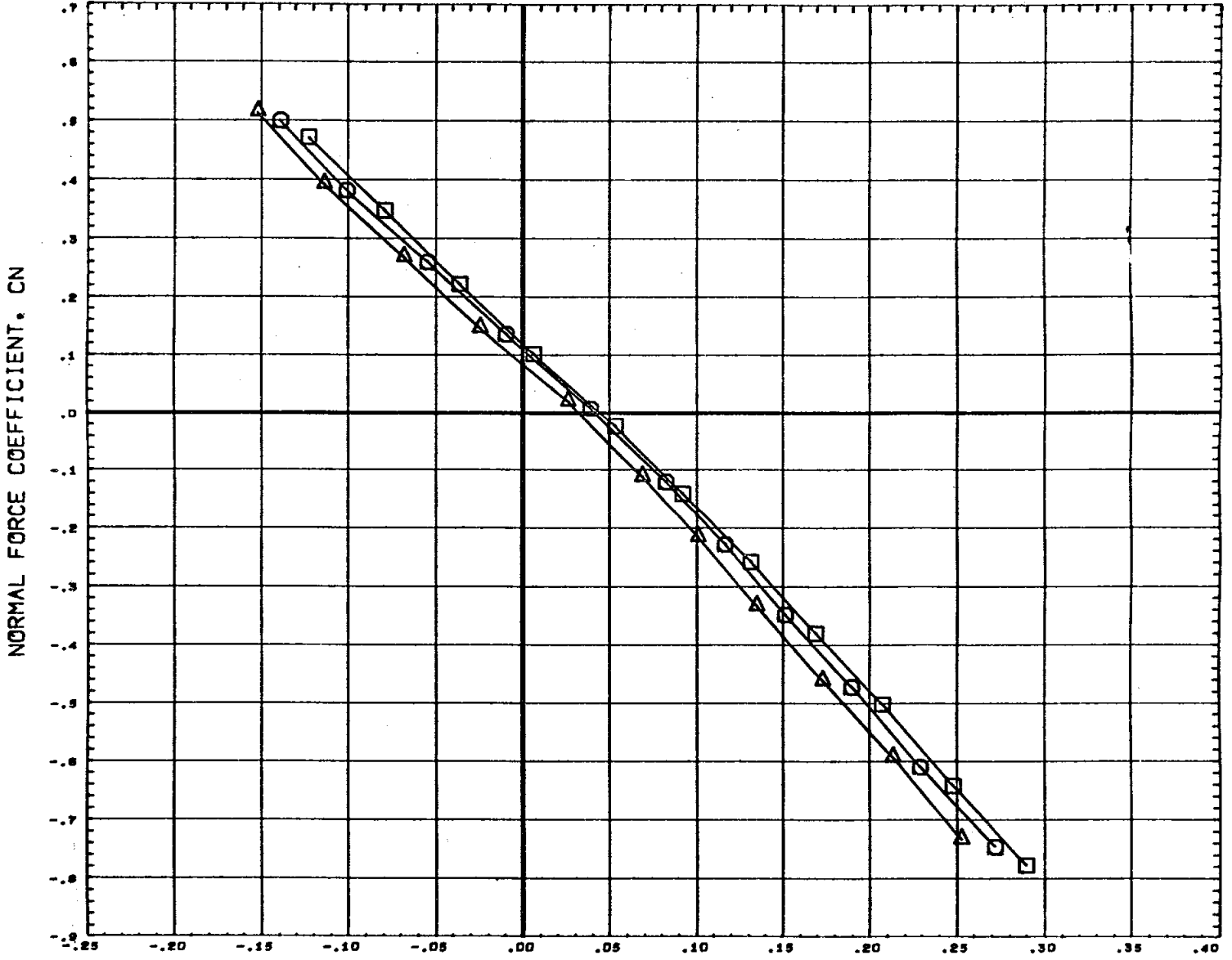
EFFECT OF RUDDER



DATA SET SYMBOL	CONFIGURATION DESCRIPTION	PHI	ORBINC	RUDDER	AILRON	REFERENCE INFORMATION
(C77028)	DATA NOT AVAILABLE FOR ALL CONDITIONS	80.000	0.000	15.000	0.000	SREF 7.4190 sq. IN.
(C77014)	DATA NOT AVAILABLE FOR ALL CONDITIONS	80.000	0.000	0.000	0.000	LREF 5.3120 IN.
(C77036)	DATA NOT AVAILABLE FOR ALL CONDITIONS	80.000	-1.200	15.000	0.000	BREF 5.3120 IN.
(C77018)	M556 (IA1) NAR ATP BL LV (O1) (T1) (S1)	80.000	-1.200	0.000	0.000	XMRP 4.8200 IN. YMRP 0.0000 IN. ZMRP 0.0000 IN. SCALE 0.0040

MACH .60

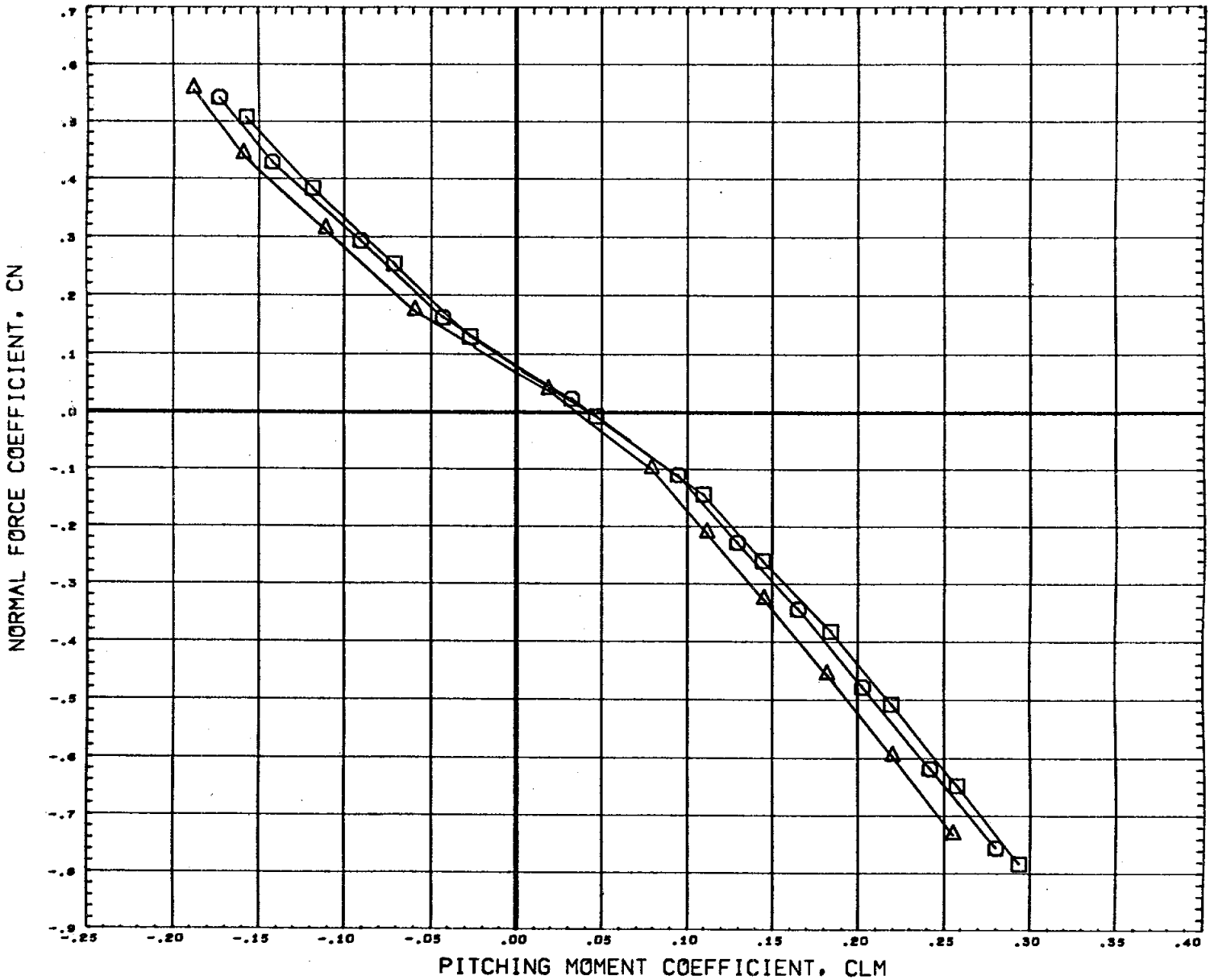
EFFECT OF RUDDER



DATA SET SYMBOL	CONFIGURATION DESCRIPTION	PHI	ORBINC	RUDDER	AILRON	REFERENCE INFORMATION
(C77028)	M556 (IA1) NAR ATP BL LV (O1) (T1) (S1)	80.000	0.000	15.000	0.000	SREF 7.4190 SQ. IN.
(C77014)	M556 (IA1) NAR ATP BL LV (O1) (T1) (S1)	80.000	0.000	0.000	0.000	LREF 5.3120 IN.
(C77036)	DATA NOT AVAILABLE FOR ALL CONDITIONS	80.000	-1.200	15.000	0.000	BREF 5.3120 IN.
(C77016)	M556 (IA1) NAR ATP BL LV (O1) (T1) (S1)	80.000	-1.200	0.000	0.000	XHRP 4.6200 IN. YHRP 0.0000 IN. ZHRP 0.0000 IN. SCALE 0.0040

MACH .80

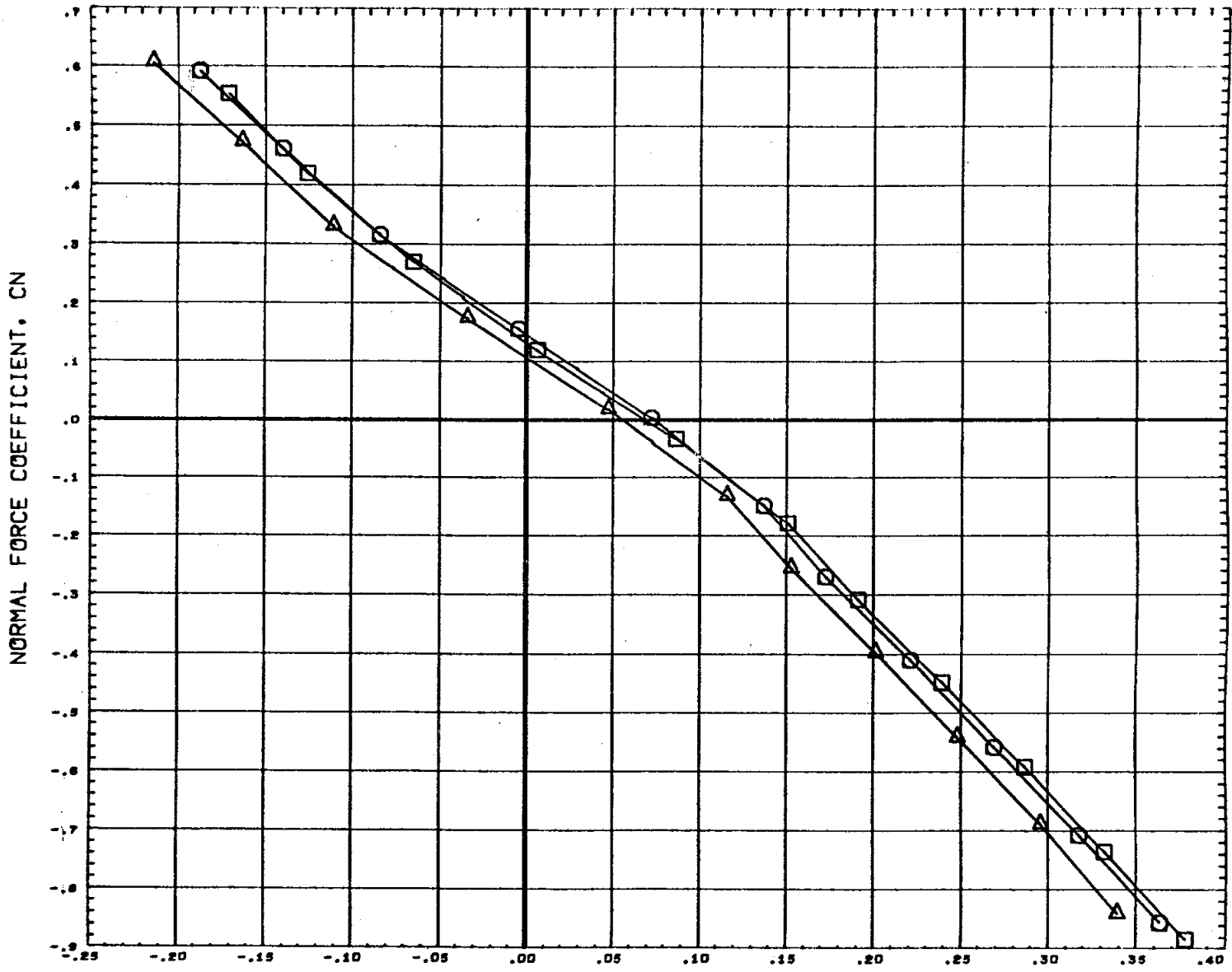
EFFECT OF RUDDER



DATA SET SYMBOL	CONFIGURATION DESCRIPTION	PHI	ORBINC	RUDDER	AILRON	REFERENCE INFORMATION
(C77028)	M556 (IA1) NAR ATP BL LV (O1) (T1) (S1)	80.000	0.000	15.000	0.000	SREF 7.4190 90. IN.
(C77014)	M556 (IA1) NAR ATP BL LV (O1) (T1) (S1)	80.000	0.000	0.000	0.000	LREF 5.3120 IN.
(C77036)	DATA NOT AVAILABLE FOR ALL CONDITIONS	80.000	-1.200	15.000	0.000	BREF 5.3120 IN.
(C77018)	M556 (IA1) NAR ATP BL LV (O1) (T1) (S1)	80.000	-1.200	0.000	0.000	XHRP 4.8200 IN.
						YHRP 0.0000 IN.
						ZHRP 0.0000 IN.
						SCALE 0.0040

MACH .90

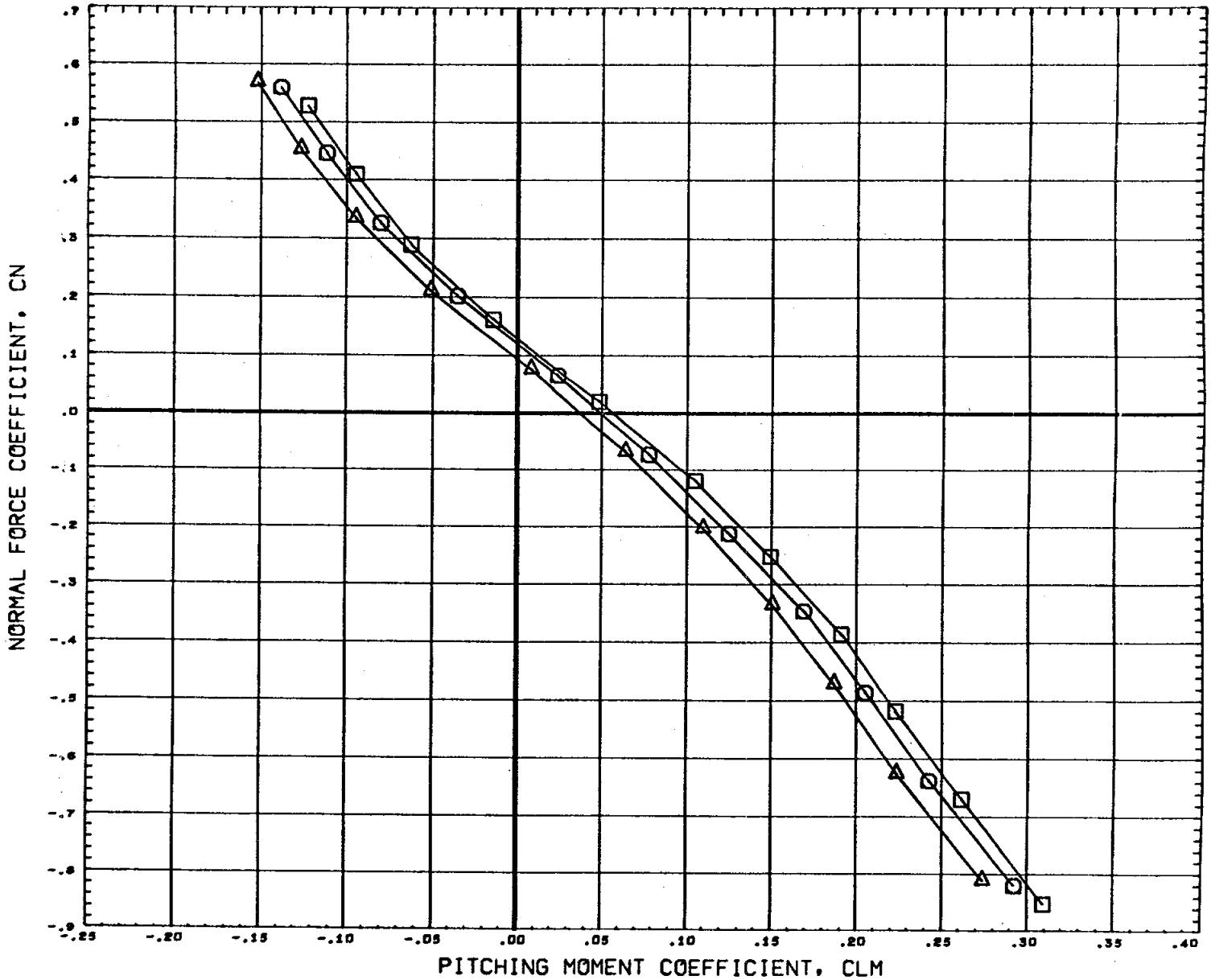
EFFECT OF RUDDER



DATA SET SYMBOL	CONFIGURATION DESCRIPTION	PHI	ORBINC	RUDDER	AILRON	REFERENCE INFORMATION
(C77028)	M556 (IA1) NAR ATP BL LV (O1) (T1) (S1)	80.000	0.000	15.000	0.000	SREF 7.4190 sq. IN.
(C77014)	M556 (IA1) NAR ATP BL LV (O1) (T1) (S1)	80.000	0.000	0.000	0.000	LREF 5.3120 IN.
(C77036)	DATA NOT AVAILABLE FOR ALL CONDITIONS	80.000	-1.200	15.000	0.000	BREF 4.8200 IN.
(C77018)	M556 (IA1) NAR ATP BL LV (O1) (T1) (S1)	80.000	-1.200	0.000	0.000	XHRP 0.0000 IN. YHRP 0.0000 IN. ZHRP 0.0000 IN. SCALE 0.0040

MACH 1.00

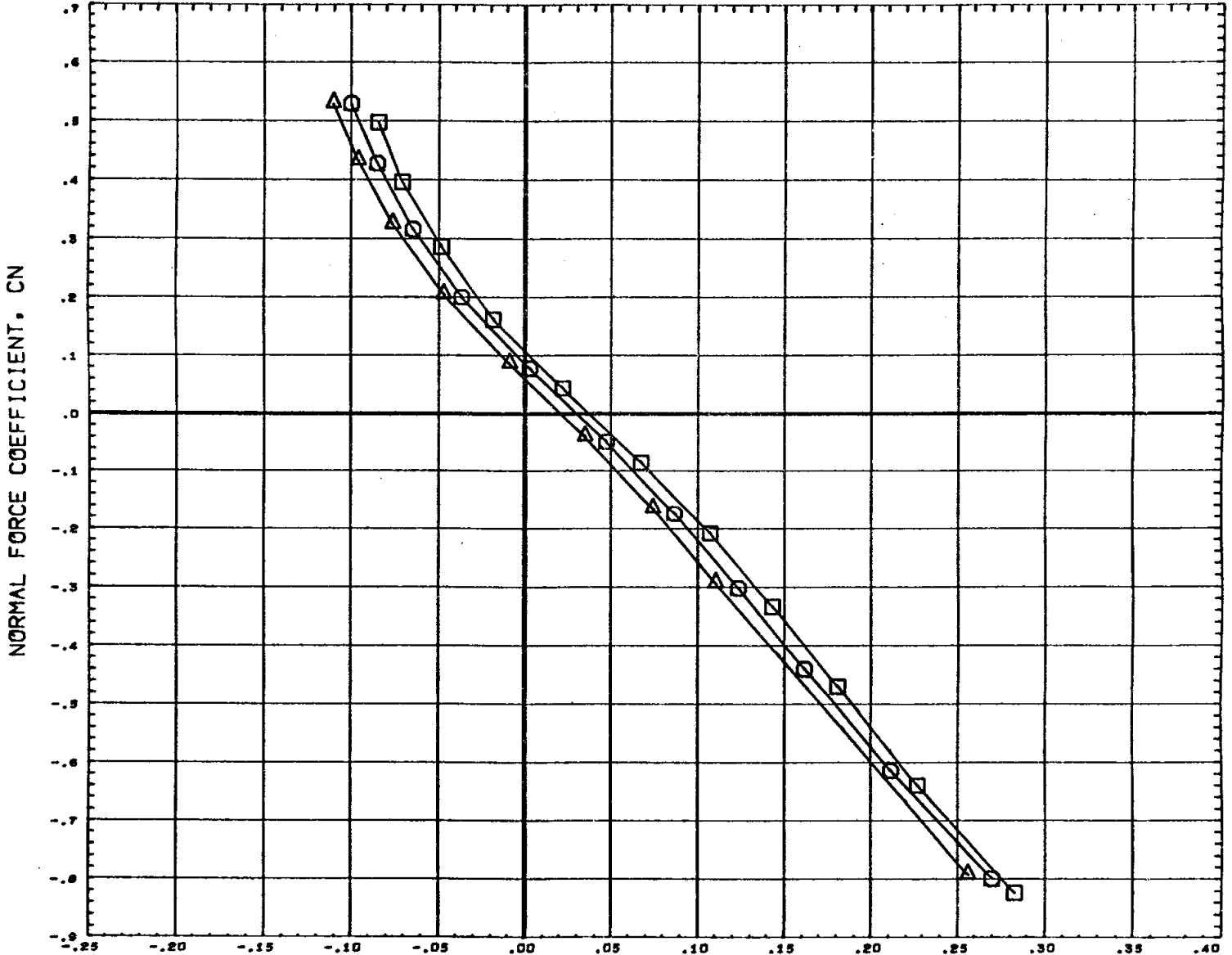
EFFECT OF RUDDER



DATA SET SYMBOL	CONFIGURATION DESCRIPTION	PHI	ORBINC	RUDDER	AILRON	REFERENCE INFORMATION
(C77028)	M556 (IA1) NAR ATP BL LV (O1) (T1) (S1)	80.000	0.000	15.000	0.000	SREF 7.4190 SQ. IN.
(C77014)	M556 (IA1) NAR ATP BL LV (O1) (T1) (S1)	80.000	0.000	0.000	0.000	LREF 5.3120 IN.
(C77036)	DATA NOT AVAILABLE FOR ALL CONDITIONS	80.000	-1.200	15.000	0.000	BREF 5.3120 IN.
(C77018)	M556 (IA1) NAR ATP BL LV (O1) (T1) (S1)	80.000	-1.200	0.000	0.000	XHRP 4.6200 IN.
						YHRP 0.0000 IN.
						ZHRP 0.0000 IN.
						SCALE 0.0040

MACH 1.20

EFFECT OF RUDDER

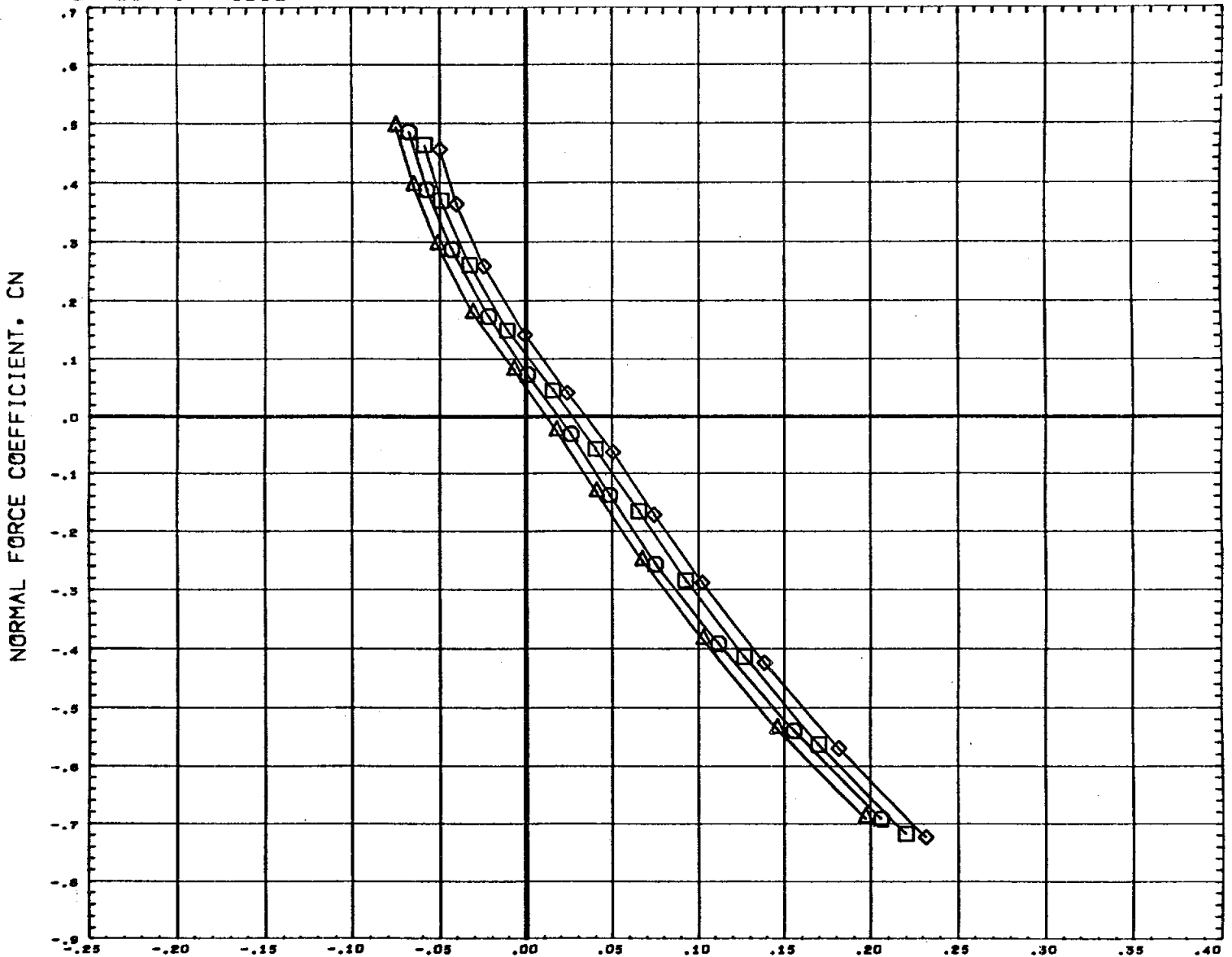


PITCHING MOMENT COEFFICIENT, CLM

DATA SET SYMBOL	CONFIGURATION DESCRIPTION	PHI	ORBINC	RUDDER	AILRON	REFERENCE INFORMATION	
(C77020)	M556 (IA1) NAR ATP BL LV (O1) (T1) (S1)	60.000	0.000	15.000	0.000	SREF	7.4190 sq. IN.
(C77014)	M556 (IA1) NAR ATP BL LV (O1) (T1) (S1)	60.000	0.000	0.000	0.000	LREF	5.3120 IN.
(C77036)	DATA NOT AVAILABLE FOR ALL CONDITIONS	60.000	-1.200	15.000	0.000	BREF	5.3120 IN.
(C77018)	M556 (IA1) NAR ATP BL LV (O1) (T1) (S1)	60.000	-1.200	0.000	0.000	XMRP	4.9200 IN.
						YMRP	0.0000 IN.
						ZMRP	0.0000 IN.
						SCALE	0.0040

MACH 1.46

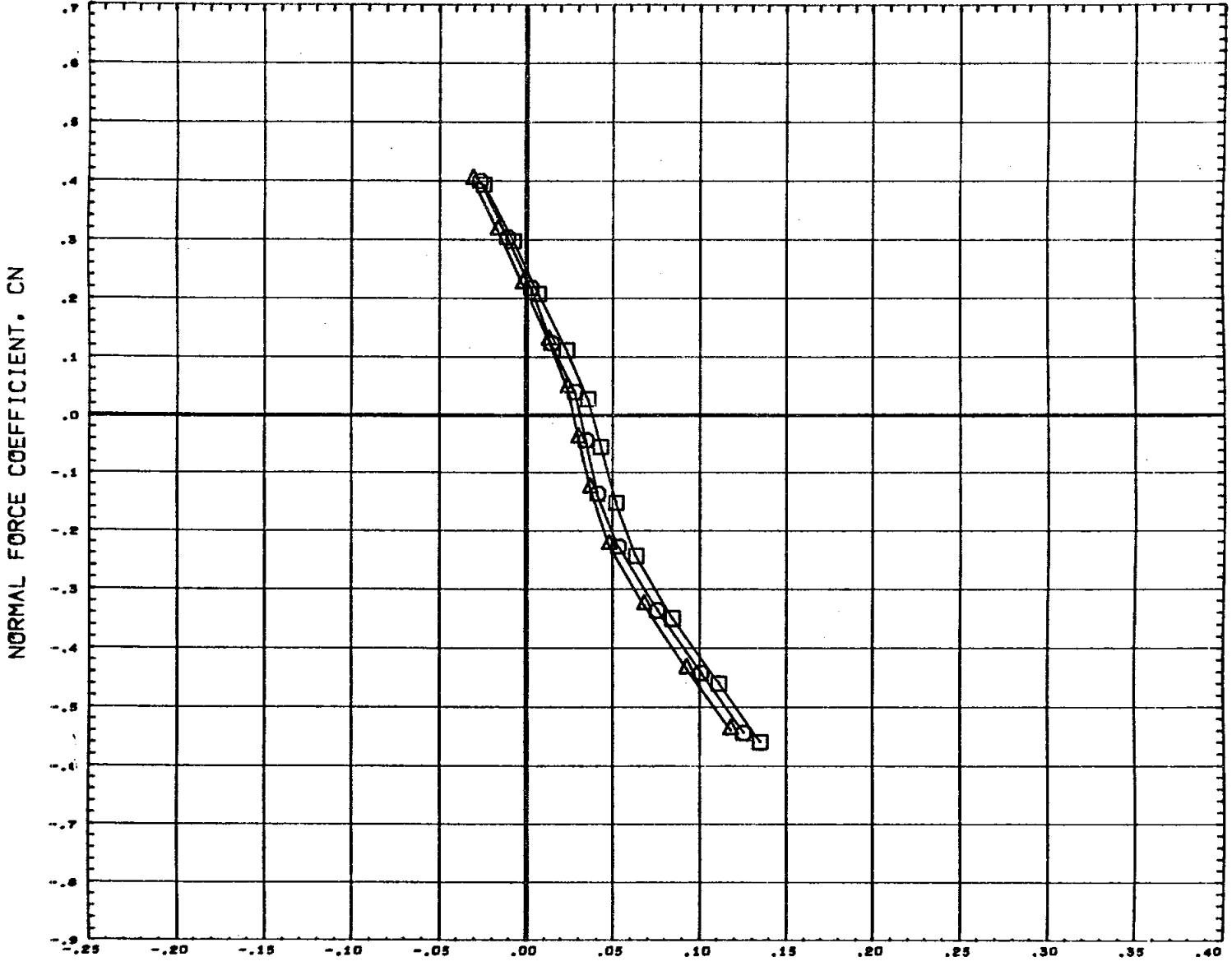
EFFECT OF RUDDER



DATA SET SYMBOL	CONFIGURATION DESCRIPTION	PHI	ORBINC	RUDDER	AILRON	REFERENCE INFORMATION
(C77028)	M556 (IA1) NAR ATP BL LV (O1) (T1) (S1)	80.000	0.000	15.000	0.000	SREF 7.4190 90. IN.
(C77014)	M556 (IA1) NAR ATP BL LV (O1) (T1) (S1)	80.000	0.000	0.000	0.000	LREF 5.3120 IN.
(C77036)	M556 (IA1) NAR ATP BL LV (O1) (T1) (S1)	80.000	-1.200	15.000	0.000	BREF 5.3120 IN.
(C77018)	M556 (IA1) NAR ATP BL LV (O1) (T1) (S1)	80.000	-1.200	0.000	0.000	XMRP 4.8200 IN. YMRP 0.0000 IN. ZMRP 0.0000 IN. SCALE 0.0040

MACH 1.96

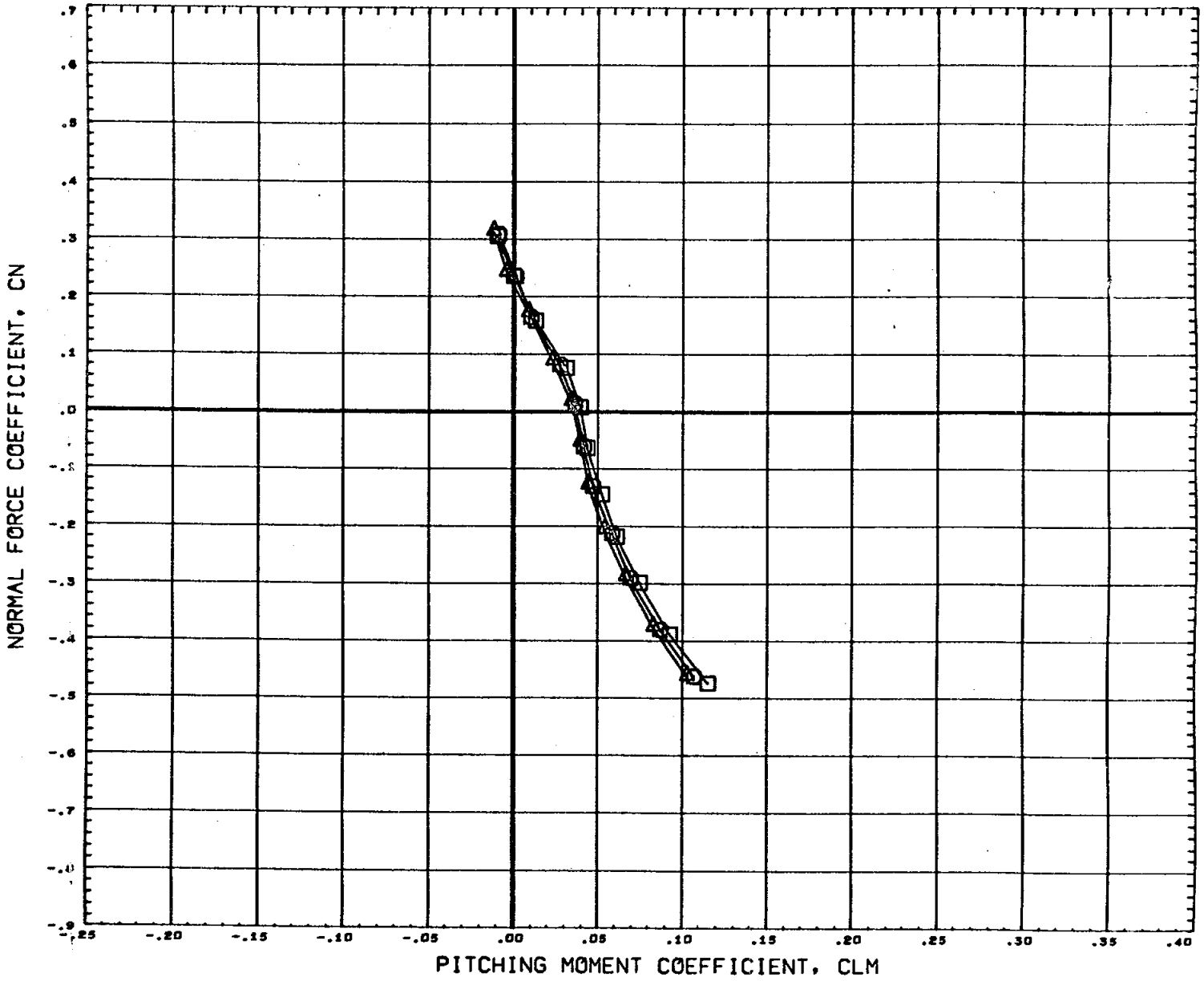
EFFECT OF RUDDER



DATA SET SYMBOL	CONFIGURATION DESCRIPTION	PHI	ORBINC	RUDDER	AILRON	REFERENCE INFORMATION
(C77028)	M556 (IA1) NAR ATP BL LV (O1) (T1) (S1)	80.000	0.000	15.000	0.000	SREF 7.4190 sq. IN.
(C77014)	M556 (IA1) NAR ATP BL LV (O1) (T1) (S1)	80.000	0.000	0.000	0.000	LREF 5.3120 IN.
(C77036)	DATA NOT AVAILABLE FOR ALL CONDITIONS	80.000	-1.200	15.000	0.000	BREF 5.3120 IN.
(C77018)	M556 (IA1) NAR ATP BL LV (O1) (T1) (S1)	80.000	-1.200	0.000	0.000	XMRP 4.8200 IN. YMRP 0.0000 IN. ZMRP 0.0000 IN. SCALE 0.0040

MACH 2.99

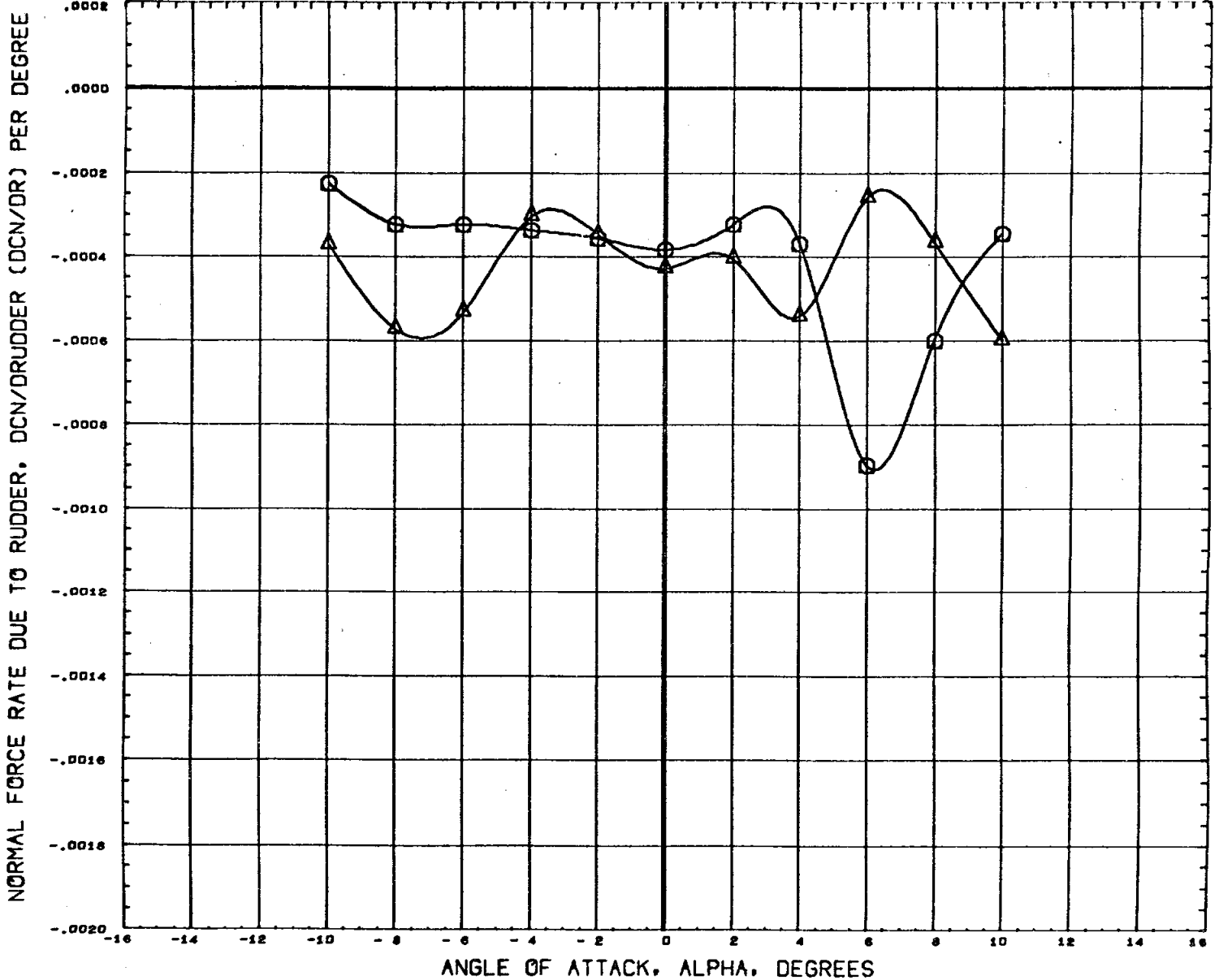
EFFECT OF RUDDER



DATA SET SYMBOL	CONFIGURATION DESCRIPTION	PHI	ORBINC	RUDDER	AILRON	REFERENCE INFORMATION
(C77028)	M556 (IA1) NAR ATP BL LV (O1) (T1) (S1)	80.000	0.000	15.000	0.000	SREF 7.4190 sq. IN.
(C77014)	M556 (IA1) NAR ATP BL LV (O1) (T1) (S1)	80.000	0.000	0.000	0.000	LREF 5.3120 IN.
(C77036)	DATA NOT AVAILABLE FOR ALL CONDITIONS	80.000	-1.200	15.000	0.000	BREF 5.3120 IN.
(C77018)	M556 (IA1) NAR ATP BL LV (O1) (T1) (S1)	80.000	-1.200	0.000	0.000	XMRP 4.8200 IN.
						YMRP 0.0000 IN.
						ZMRP 0.0000 IN.
						SCALE 0.0040

MACH 4.96

EFFECT OF RUDDER

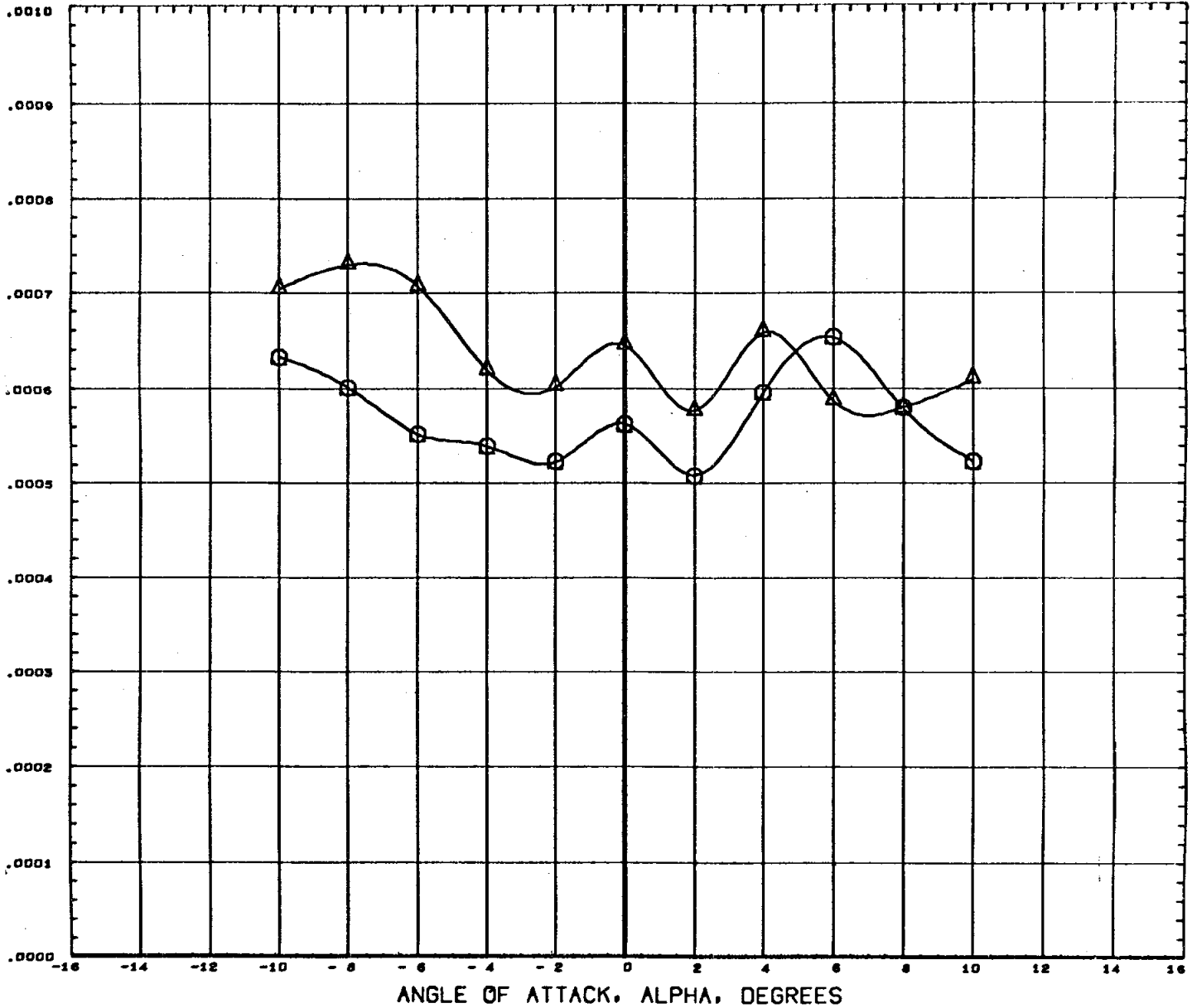


DATA SET SYMBOL	CONFIGURATION DESCRIPTION	PHI	ORBINC	DR	AILRON	REFERENCE INFORMATION
(F77C28)	M556 (IA1) NAR ATP BL LV (O1) (T1) (S1)	80.000	0.000	15.000	0.000	SREF 7.4190 SQ. IN.
(F77C36)	M556 (IA1) NAR ATP BL LV (O1) (T1) (S1)	80.000	-1.200	15.000	0.000	LREF 5.3120 IN.
						BREF 5.3120 IN.
						XMRP 4.8200 IN.
						YMRP 0.0000 IN.
						ZMRP 0.0000 IN.
						SCALE 0.0040

MACH 1.96

EFFECT OF RUDDER

PITCHING MOMENT RATE DUE TO RUDDER, DCLM/DRUDDER (DCLMDR) PER DEGREE

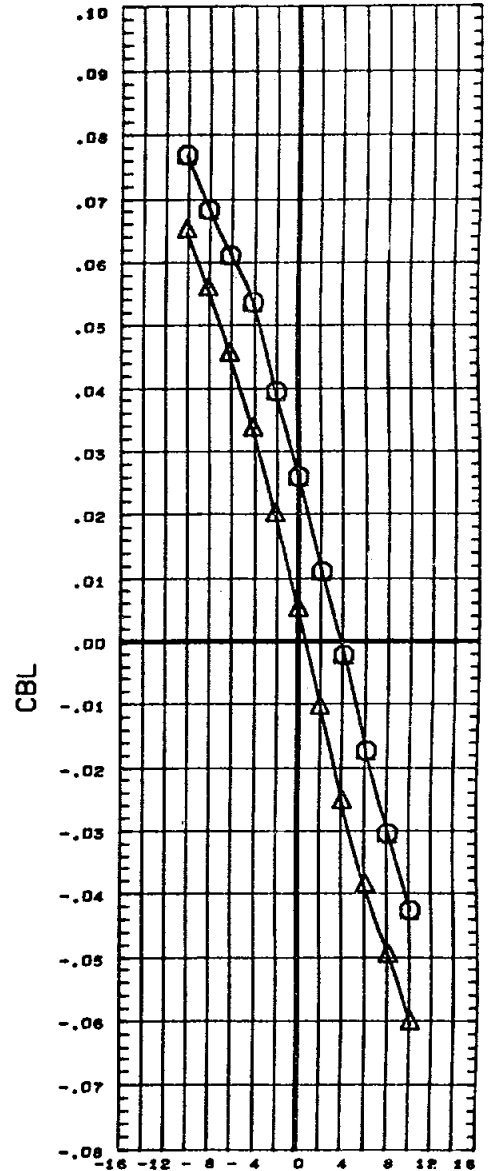
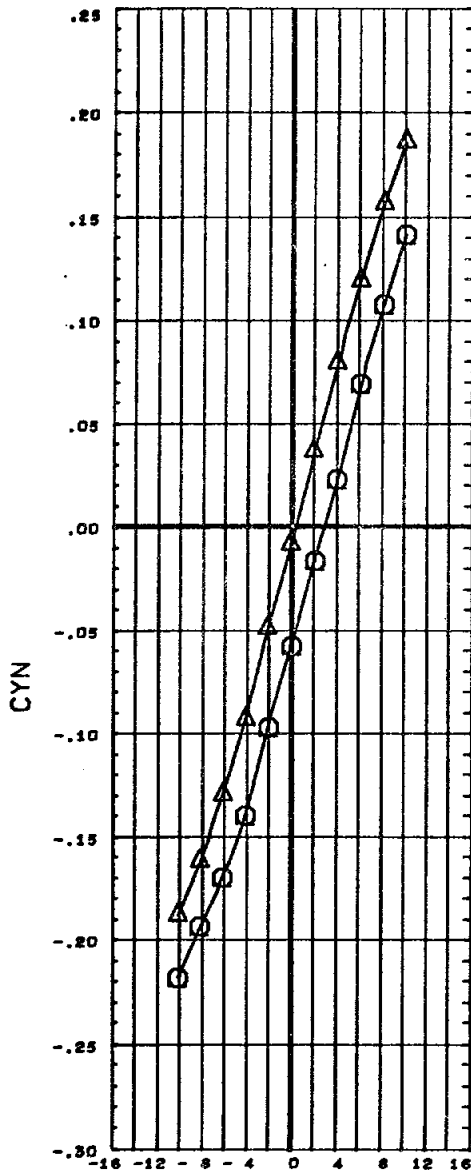
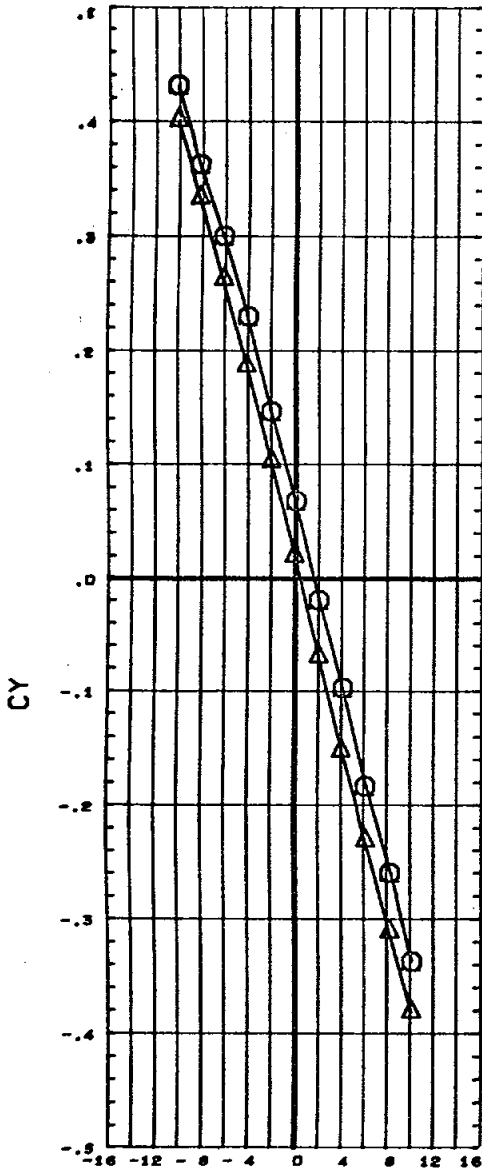


DATA SET SYMBOL	CONFIGURATION DESCRIPTION	PHI	ORBINC	DR	AILRON	REFERENCE INFORMATION
(F77C28)	M556 (IA1) NAR ATP BL LV (O1) (T1) (S1)	80.000	0.000	15.000	0.000	SREF 7.4190 sq. IN.
(F77C36)	M556 (IA1) NAR ATP BL LV (O1) (T1) (S1)	80.000	-1.200	15.000	0.000	LREF 5.3120 IN.
						BREF 5.3120 IN.
						XMRP 4.8200 IN.
						YMRP 0.0000 IN.
						ZMRP 0.0000 IN.
						SCALE 0.0040

MACH 1.96

PAGE 505

EFFECT OF RUDDER



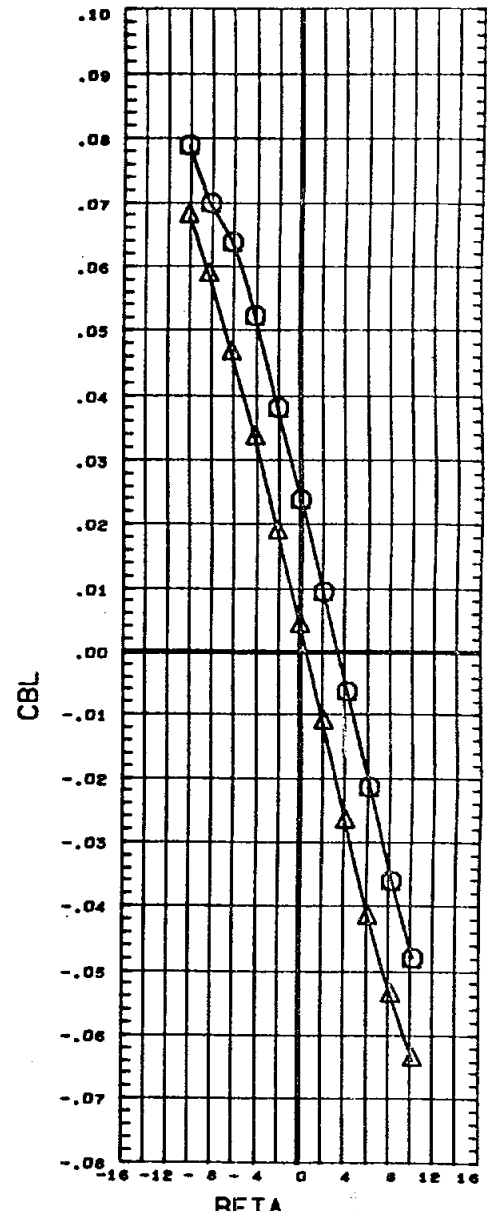
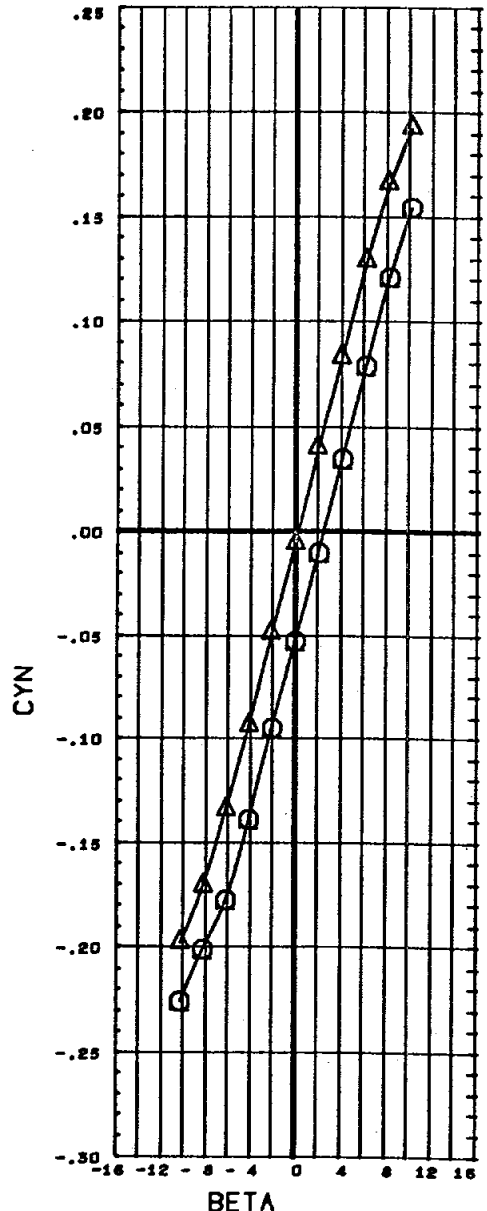
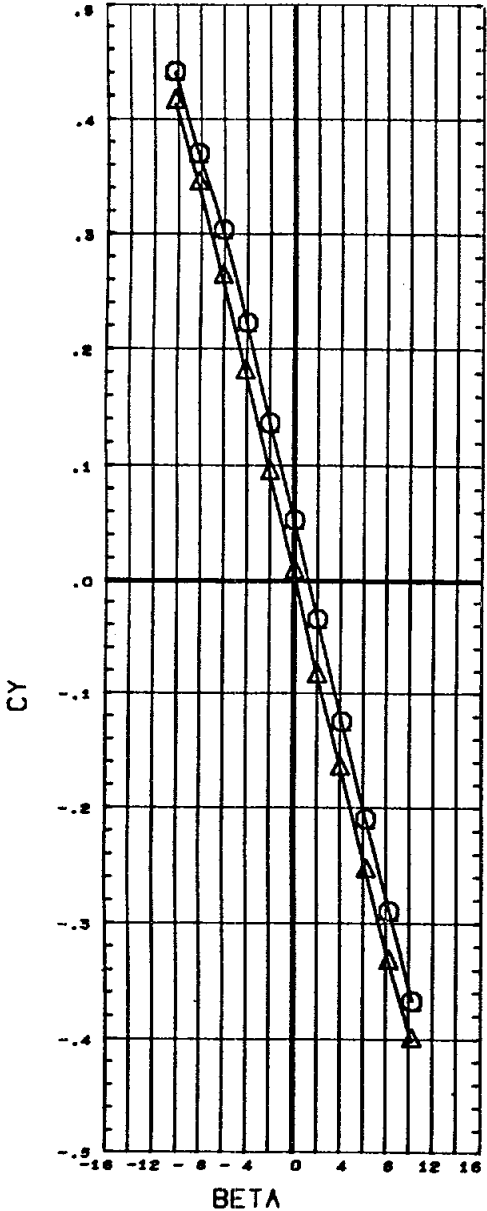
DATA SET SYMBOL	CONFIGURATION DESCRIPTION
(A77029)	M556 (IA1) NAR ATP BL LV (O1) (T1) (S1)
(A77015)	M556 (IA1) NAR ATP BL LV (O1) (T1) (S1)

PHI	ORBINC	RUDDER	AILRON
80.000	0.000	15.000	0.000
80.000	0.000	0.000	0.000

REFERENCE INFORMATION		
SREF	7.4190	SQ. IN.
LREF	5.3120	IN.
BREF	5.3120	IN.
XMRP	4.8200	IN.
YMRP	0.0000	IN.
ZMRP	0.0000	IN.
SCALE	0.0040	

MACH .80

EFFECT OF RUDDER



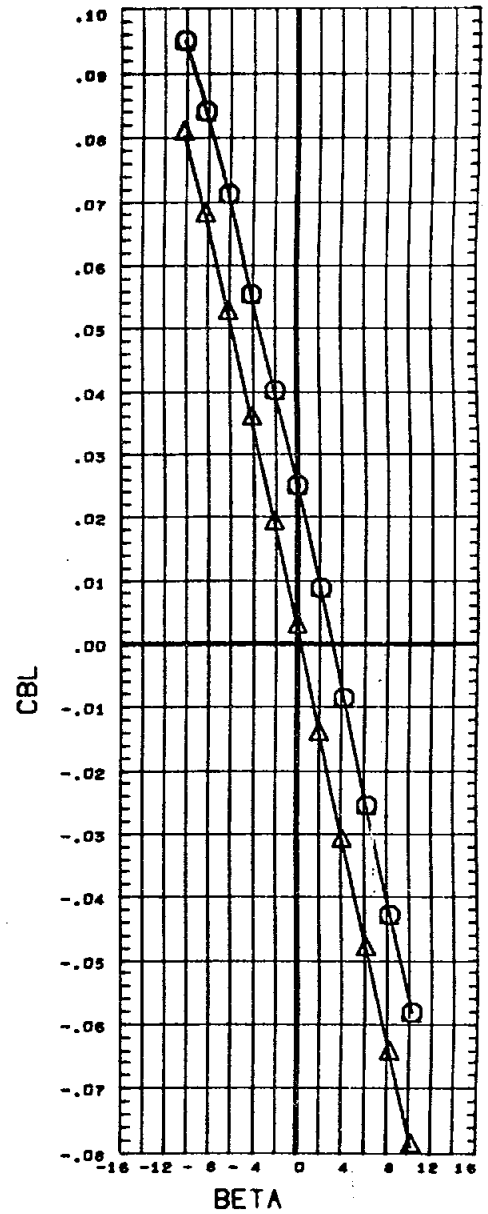
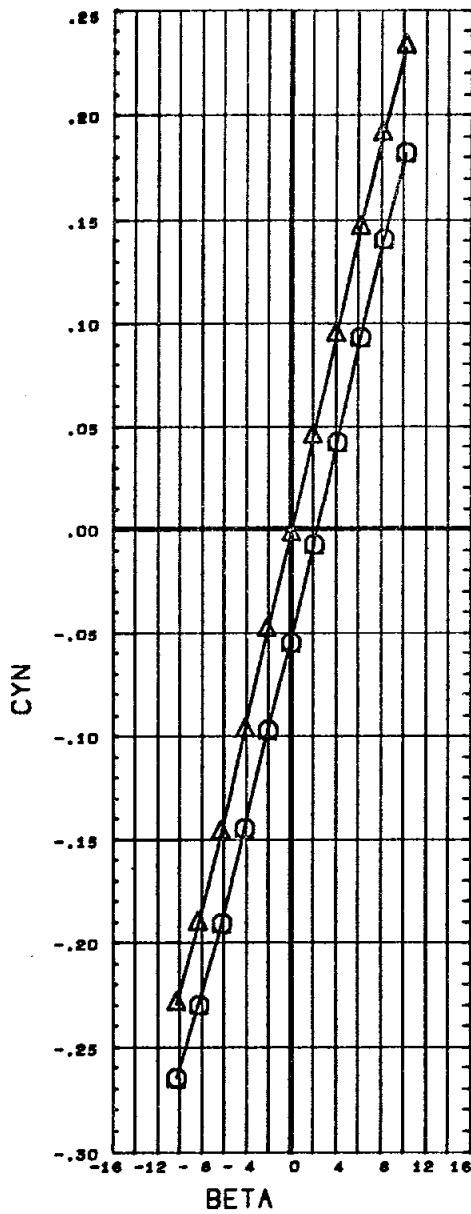
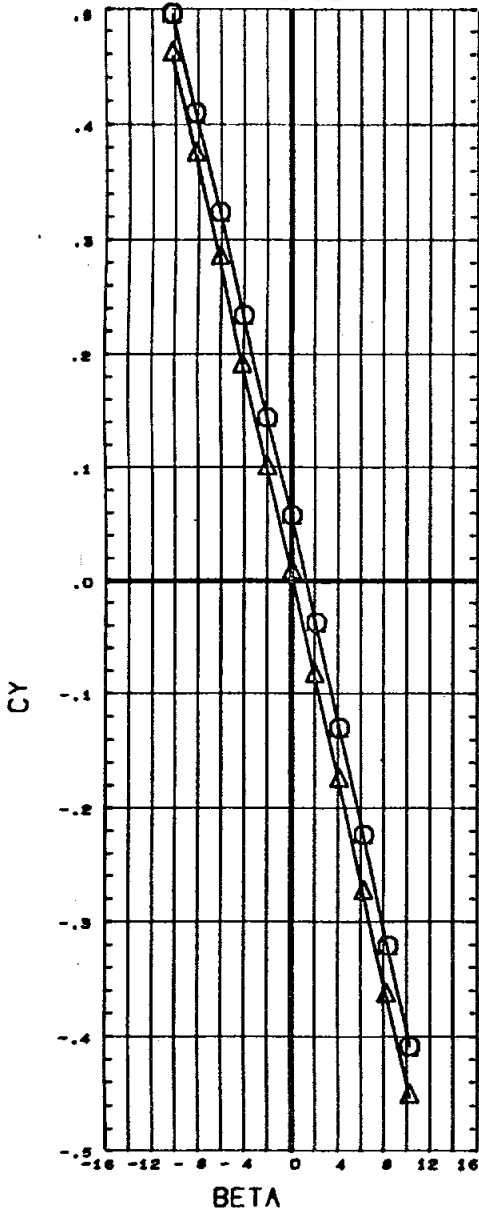
DATA SET SYMBOL CONFIGURATION DESCRIPTION
 (A77029) M556 (IA1) NAR ATP BL LV (O1) (T1) (S1)
 (A77015) M556 (IA1) NAR ATP BL LV (O1) (T1) (S1)

PHI ORBINC RUDDER AILRON
 80.000 0.000 15.000 0.000
 80.000 0.000 0.000 0.000

REFERENCE INFORMATION
 SREF 7.4190 SQ. IN.
 LREF 5.3120 IN.
 BREF 5.3120 IN.
 XMRP 4.8200 IN.
 YMRP 0.0000 IN.
 ZMRP 0.0000 IN.
 SCALE 0.0040

MACH .90

EFFECT OF RUDDER



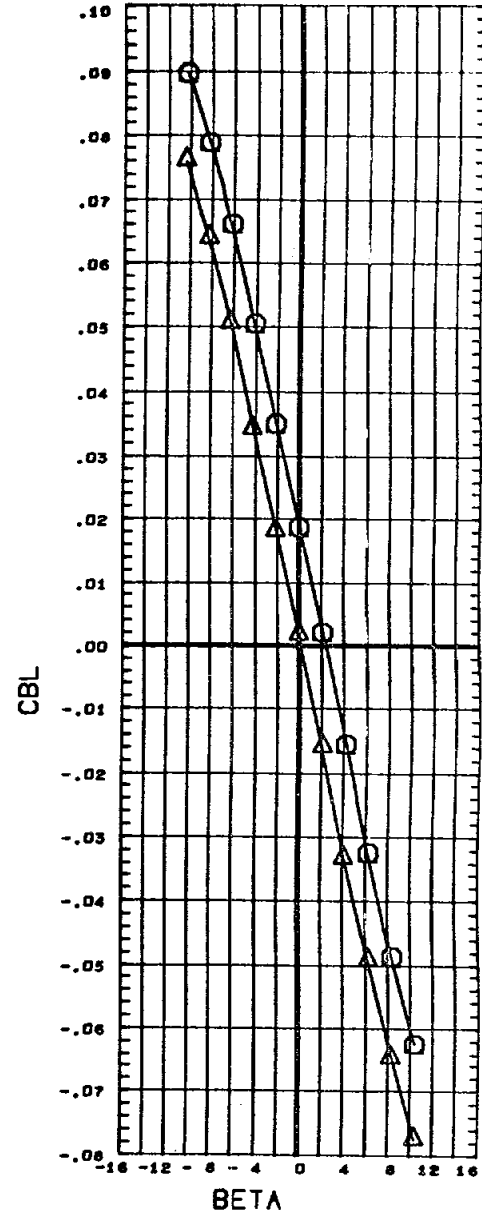
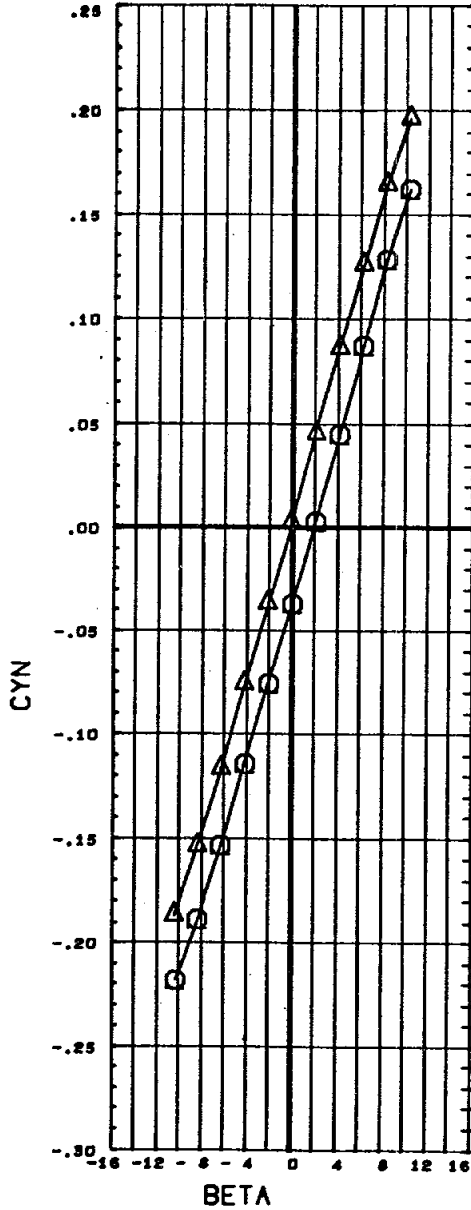
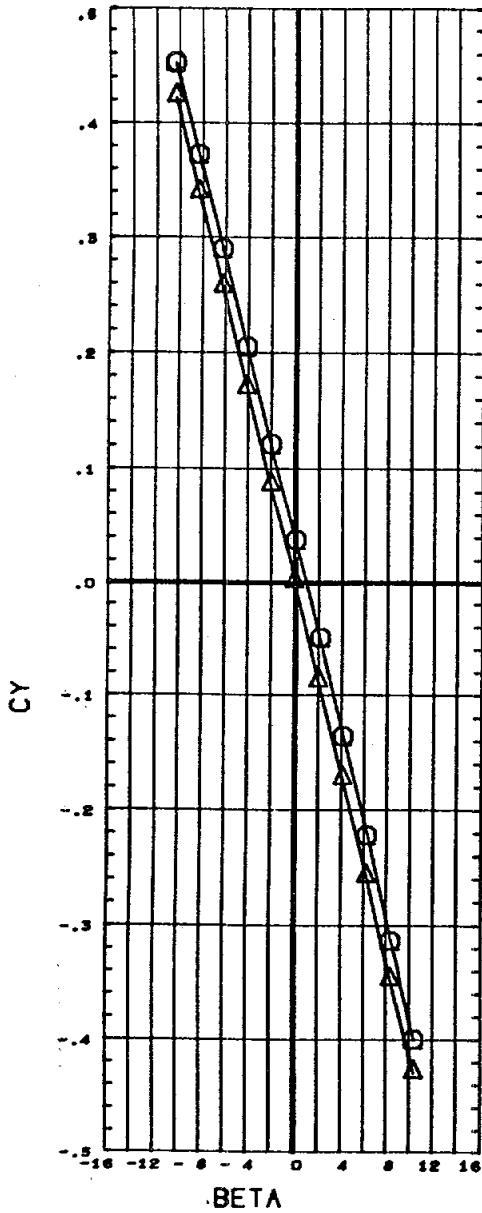
DATA SET SYMBOL	CONFIGURATION DESCRIPTION
(A77029) ○	M556(IA1) NAR ATP BL LV (O1) (T1) (S1)
(A77015) △	M556(IA1) NAR ATP BL LV (O1) (T1) (S1)

PHI	ORBINC	RUDDER	AILRON
80.000	0.000	15.000	0.000
80.000	0.000	0.000	0.000

REFERENCE INFORMATION		
SREF	7.4190	Sq. IN.
LREF	5.3120	IN.
BREF	5.3120	IN.
XNRP	4.8200	IN.
YNRP	0.0000	IN.
ZNRP	0.0000	IN.
SCALE	0.0040	

MACH 1.00

EFFECT OF RUDDER



DATA SET SYMBOL CONFIGURATION DESCRIPTION

(A77029) ○ M556 (IA1) NAR ATP BL LV (O1) (T1) (S1)

(A77015) △ M556 (IA1) NAR ATP BL LV (O1) (T1) (S1)

PHI ORBINC RUDDER AILRON

80.000 0.000 15.000 0.000

80.000 0.000 0.000 0.000

BETA REFERENCE INFORMATION

SREF 7.4190 SQ. IN.

LREF 5.3120 IN.

BREF 5.3120 IN.

XMRF 4.8200 IN.

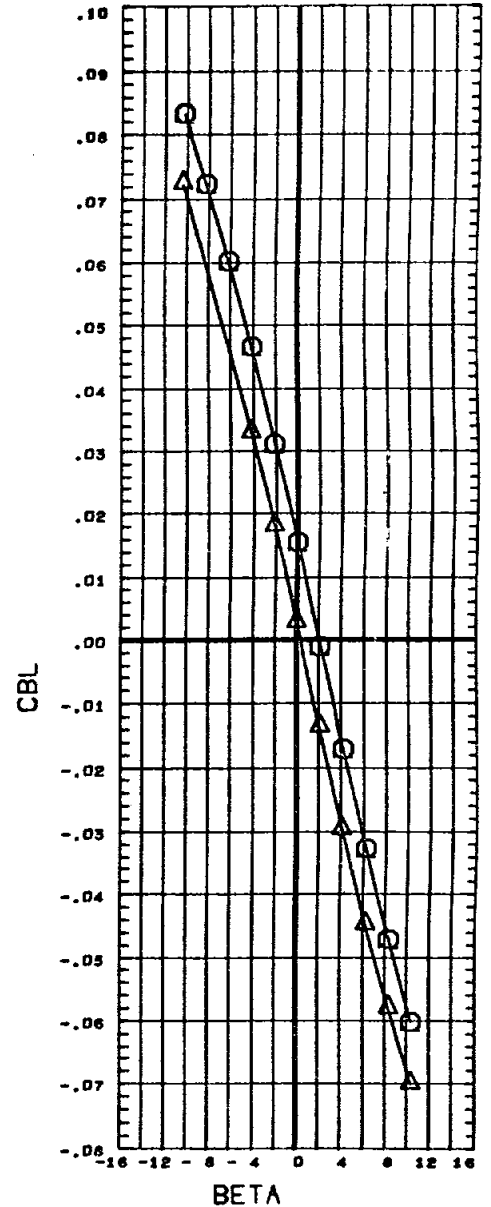
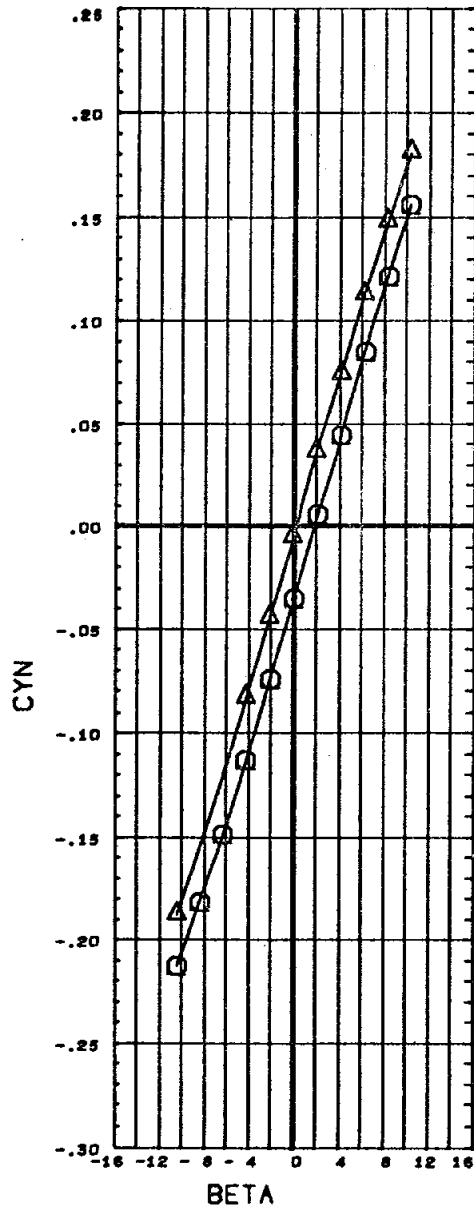
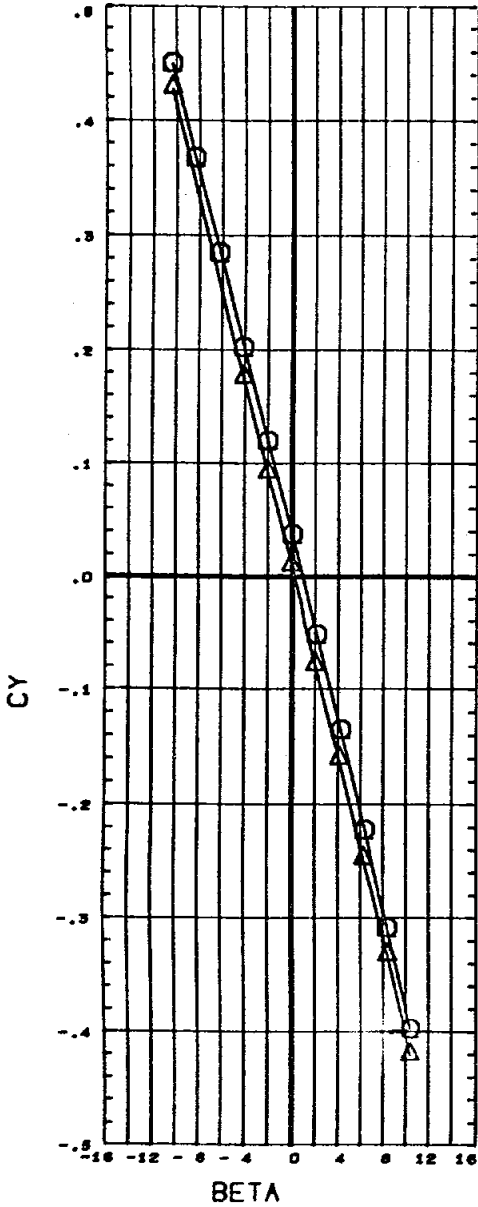
YMRF 0.0000 IN.

ZMRF 0.0000 IN.

SCALE 0.0040

MACH 1.20

EFFECT OF RUDDER



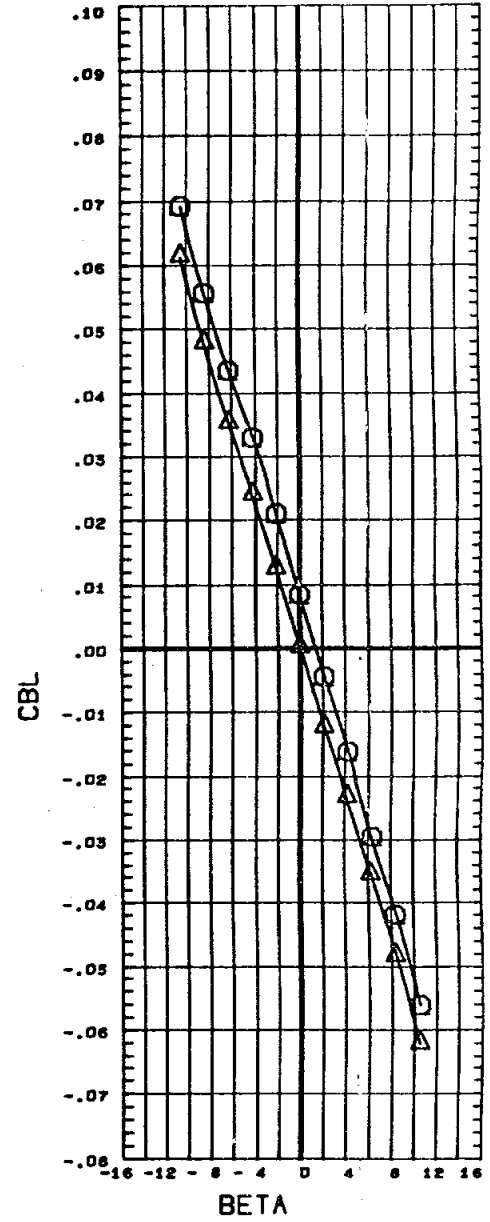
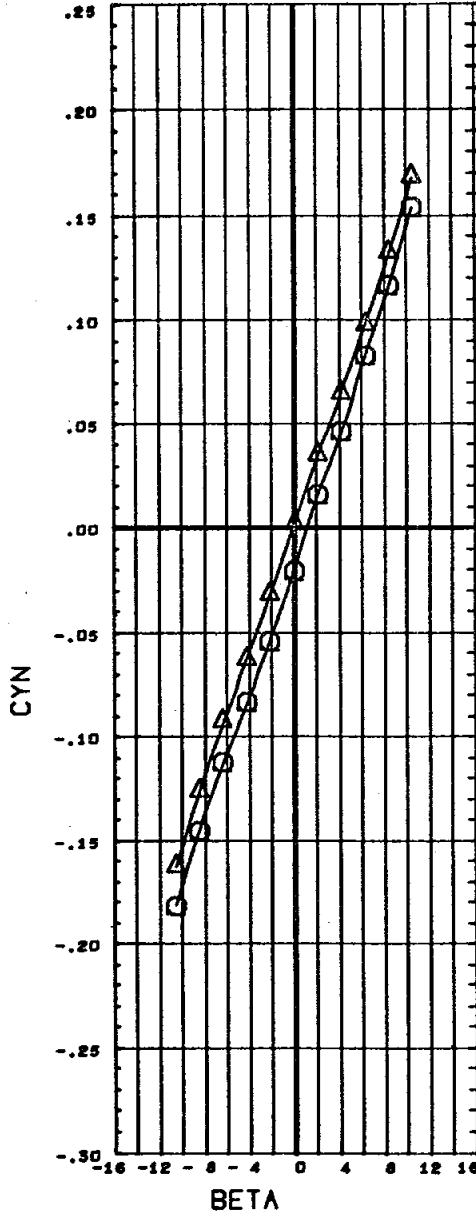
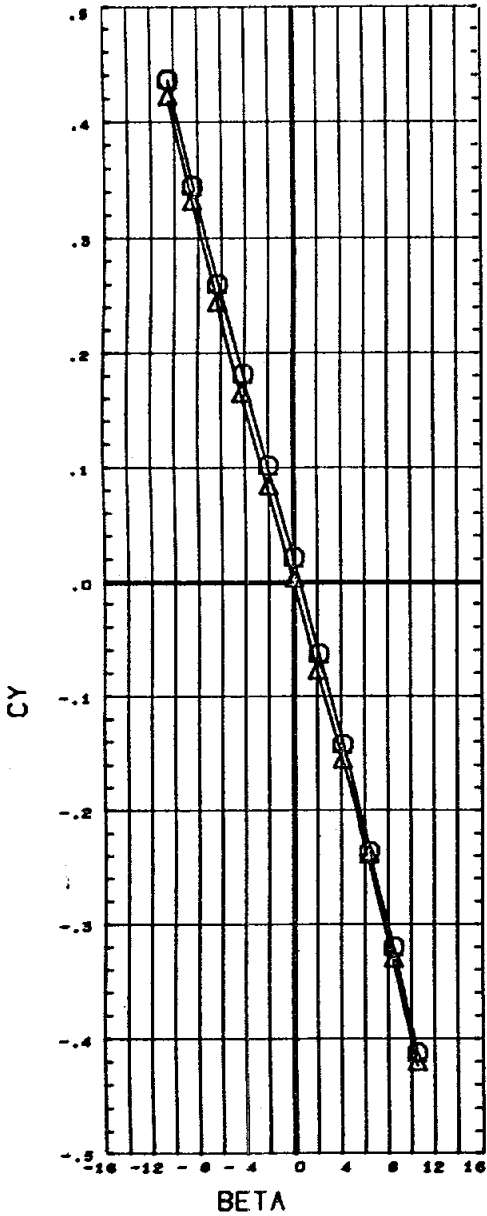
DATA SET SYMBOL	CONFIGURATION DESCRIPTION
(A77029) ○	M556 (IA1) NAR ATP BL LV (O1) (T1) (S1)
(A77015) △	M556 (IA1) NAR ATP BL LV (O1) (T1) (S1)

PHI	ORBINC	RUDDER	AILRON
80.000	0.000	15.000	0.000
80.000	0.000	0.000	0.000

REFERENCE INFORMATION	
SREF	7.4190 sq. in.
LREF	5.3120 in.
BREF	5.3120 in.
XMRP	4.8200 in.
YMRP	0.0000 in.
ZMRP	0.0000 in.
SCALE	0.0040

MACH 1.46

EFFECT OF RUDDER

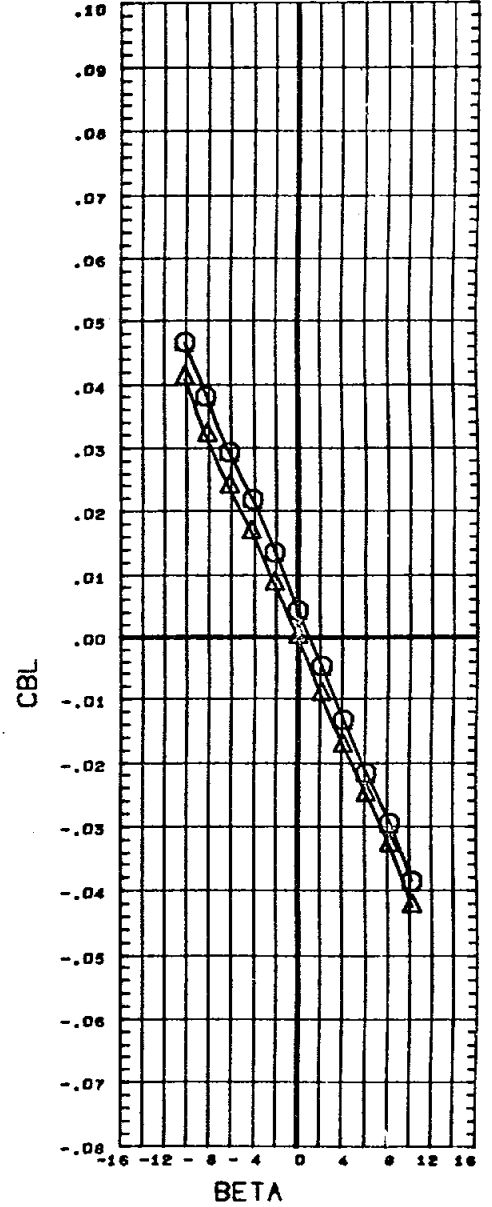
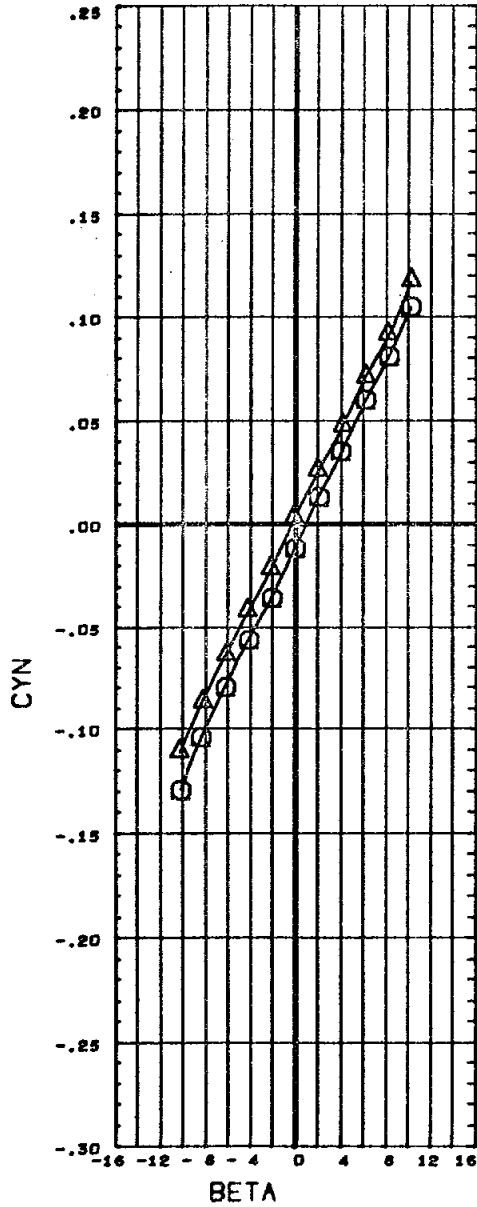
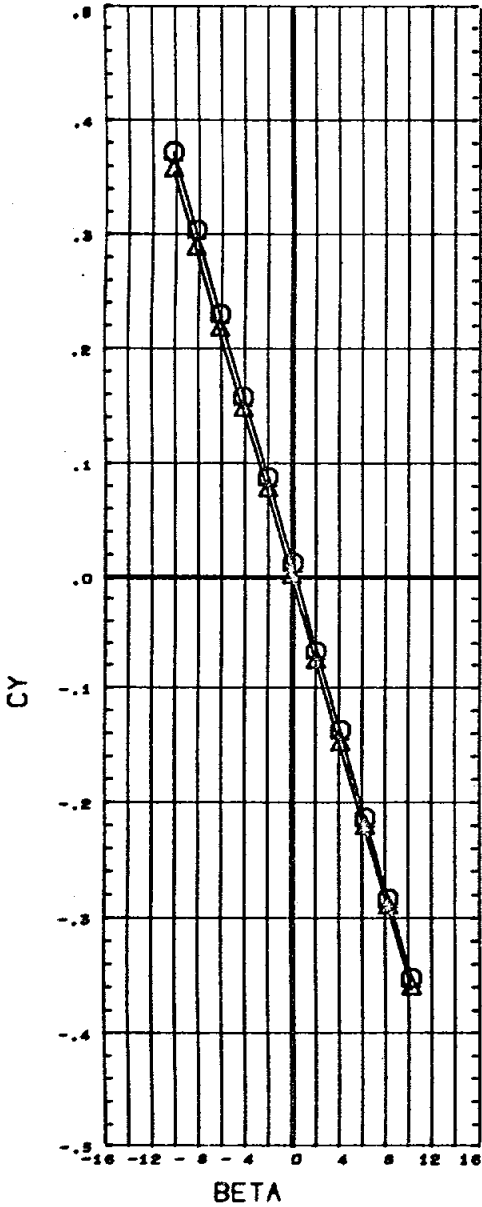


DATA SET SYMBOL	CONFIGURATION DESCRIPTION
(A77029)	M556 (IA1) NAR ATP BL LV (O1) (T1) (S1)
(A77015)	M556 (IA1) NAR ATP BL LV (O1) (T1) (S1)

PHI	ORBINC	RUDDER	AILRON	REFERENCE INFORMATION
80.000	0.000	15.000	0.000	SREF 7.4190 30. IN.
80.000	0.000	0.000	0.000	LREF 5.3120 IN.
				BREF 5.3120 IN.
				XMRP 4.8200 IN.
				YMRP 0.0000 IN.
				ZMRP 0.0000 IN.
				SCALE 0.0040

MACH 1.96

EFFECT OF RUDDER



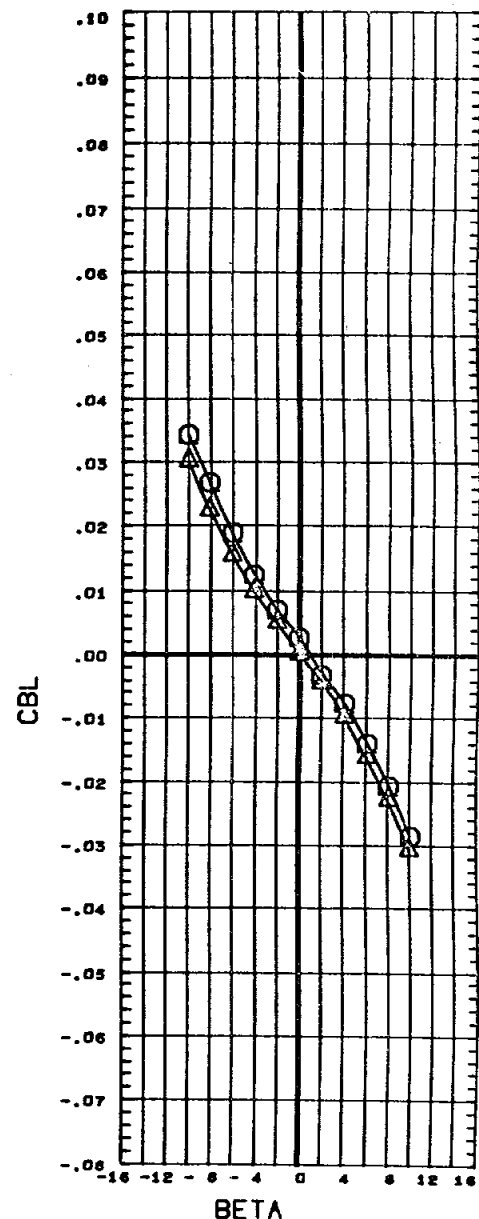
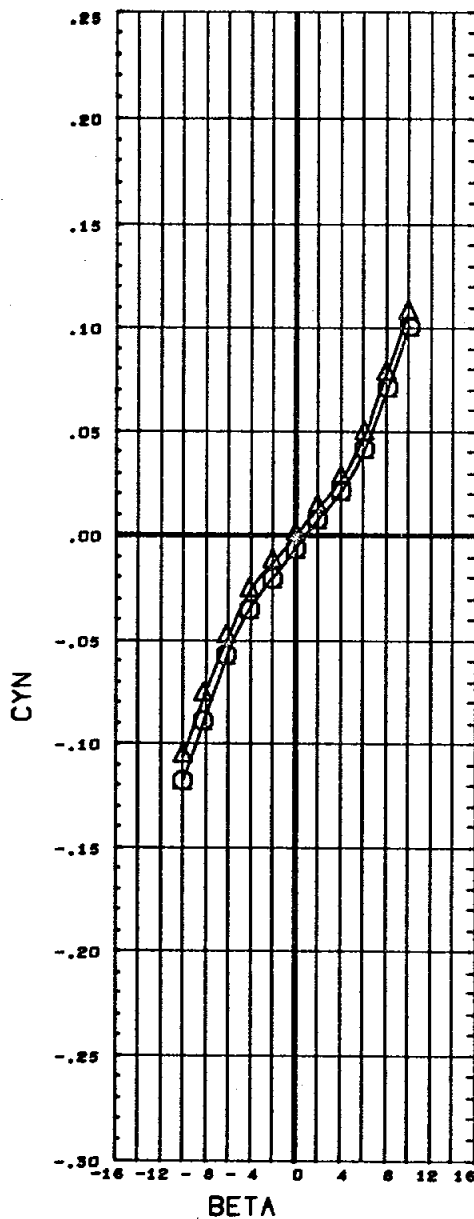
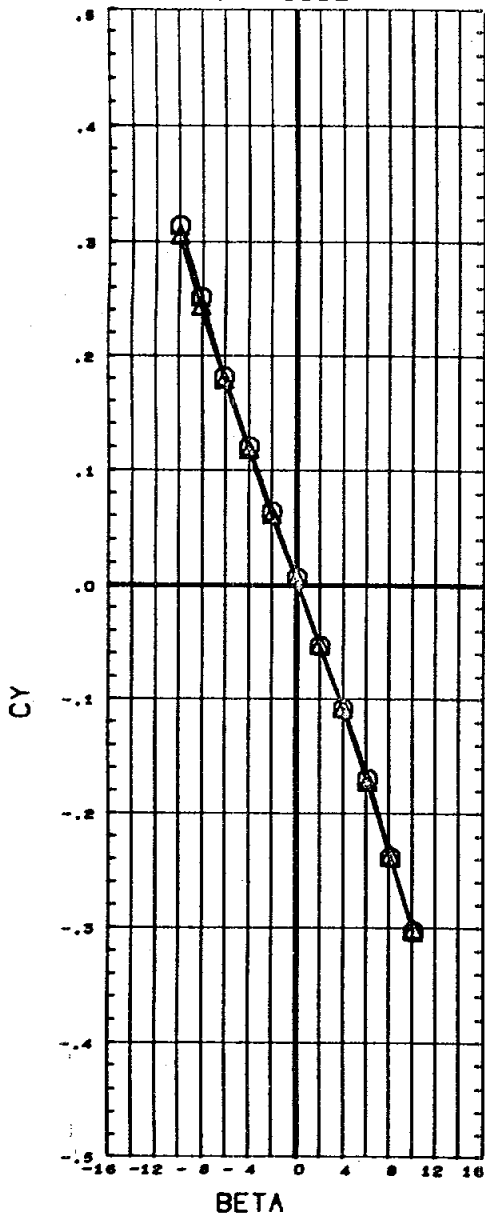
DATA SET SYMBOL	CONFIGURATION DESCRIPTION
(A77029) ○	M556 (IA1) NAR ATP BL LV (O1) (T1) (S1)
(A77015) △	M556 (IA1) NAR ATP BL LV (O1) (T1) (S1)

PHI	ORBINC	RUDDER	AILRON
80.000	0.000	15.000	0.000
80.000	0.000	0.000	0.000

REFERENCE INFORMATION		
SREF	7.4190	sq. IN.
LREF	5.3120	IN.
BREF	5.3120	IN.
XMRP	4.8200	IN.
YMRP	0.0000	IN.
ZMRP	0.0000	IN.
SCALE	0.0040	

MACH 2.99

EFFECT OF RUDDER



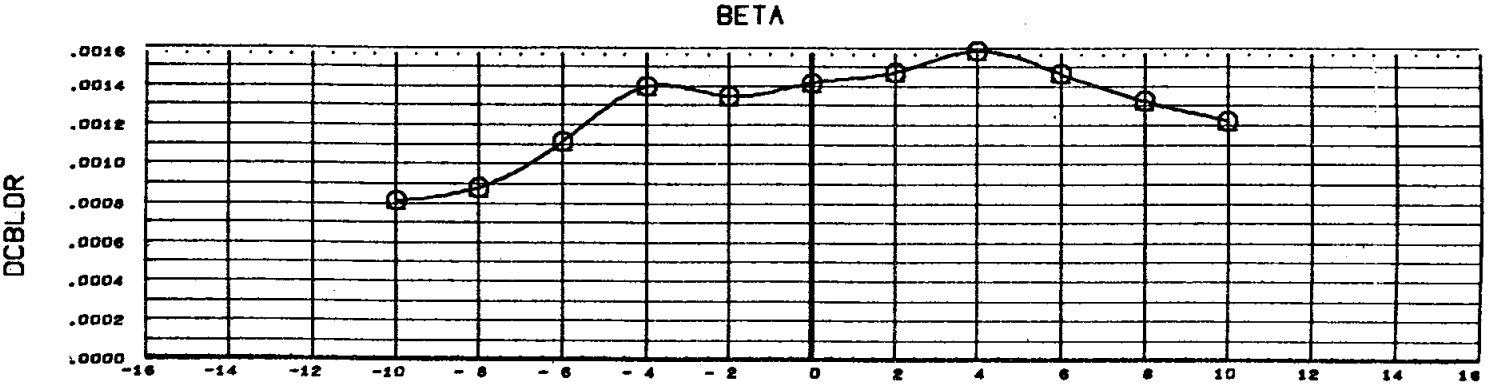
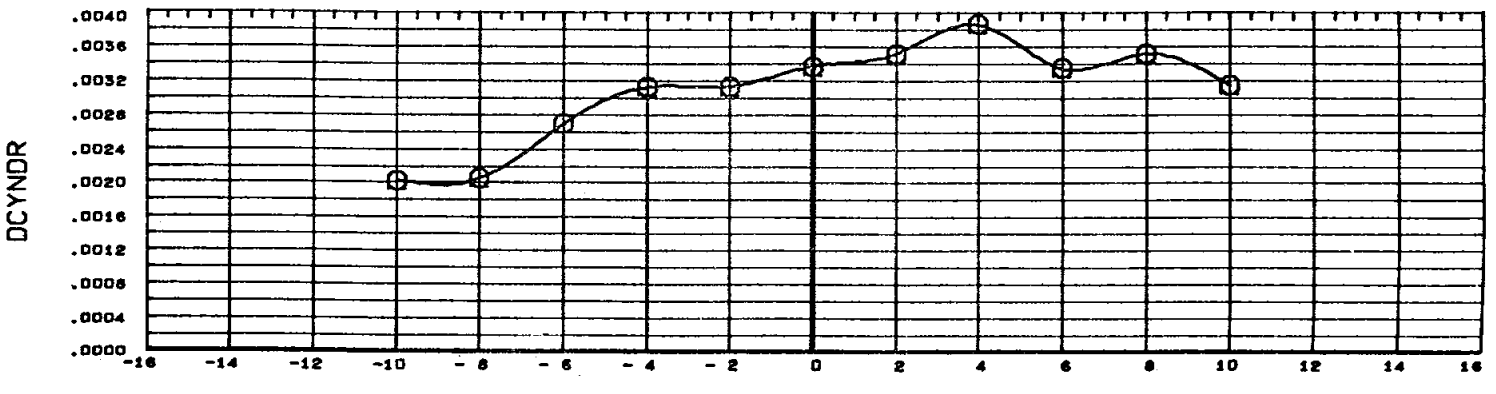
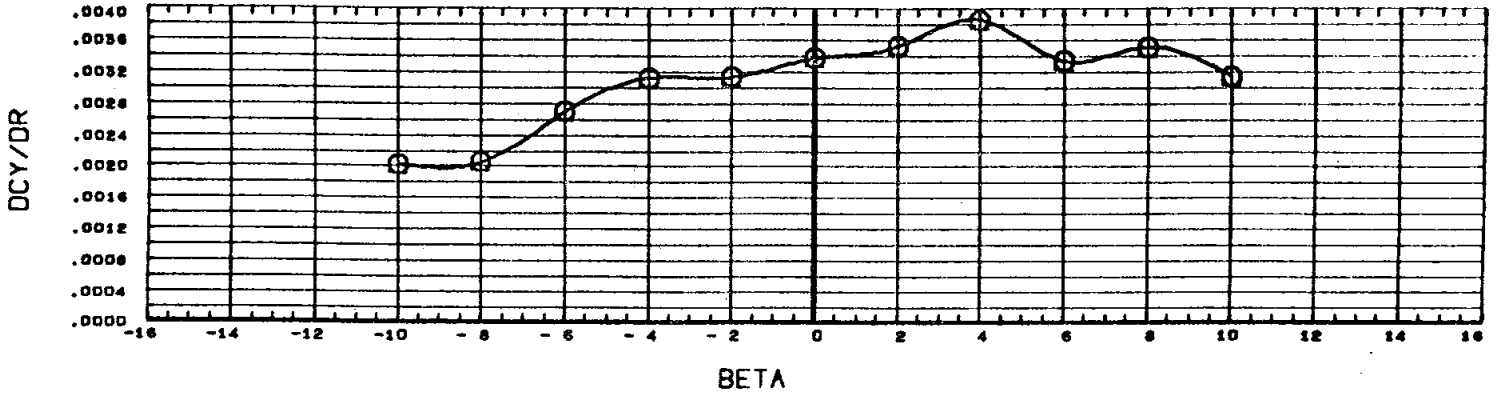
DATA SET SYMBOL	CONFIGURATION DESCRIPTION
(A77029)	M556 (IA1) NAR ATP BL LV (O1) (T1) (S1)
(A77015)	M556 (IA1) NAR ATP BL LV (O1) (T1) (S1)

PHI	ORBINC	RUDDER	AILRON
80.000	0.000	15.000	0.000
80.000	0.000	0.000	0.000

REFERENCE INFORMATION		
SREF	7.4190	SQ. IN.
LREF	5.3120	IN.
BREF	5.3120	IN.
XMRP	4.8200	IN.
VMRP	0.0000	IN.
ZMRP	0.0000	IN.
SCALE	0.0040	

MACH 4.96

EFFECT OF RUDDER

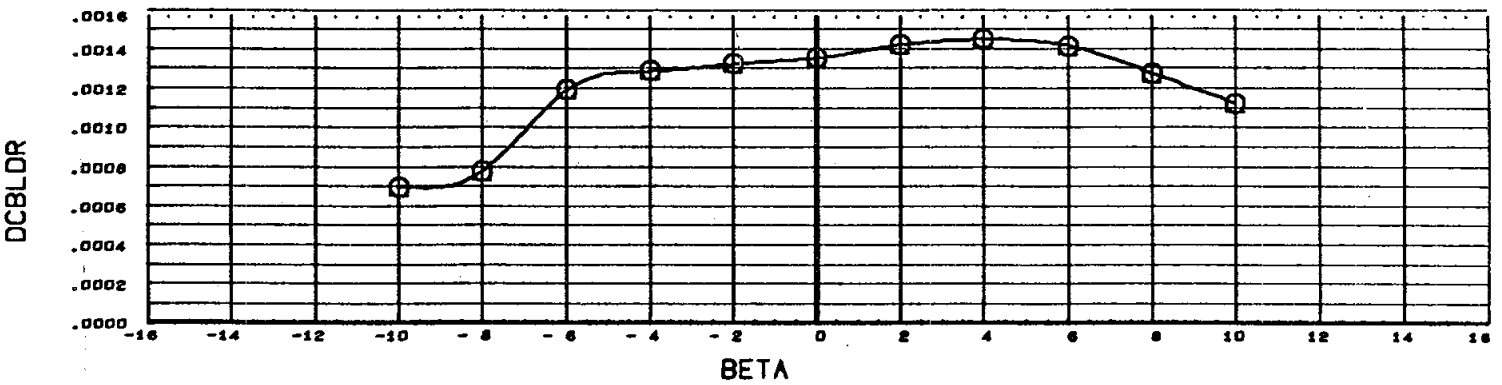
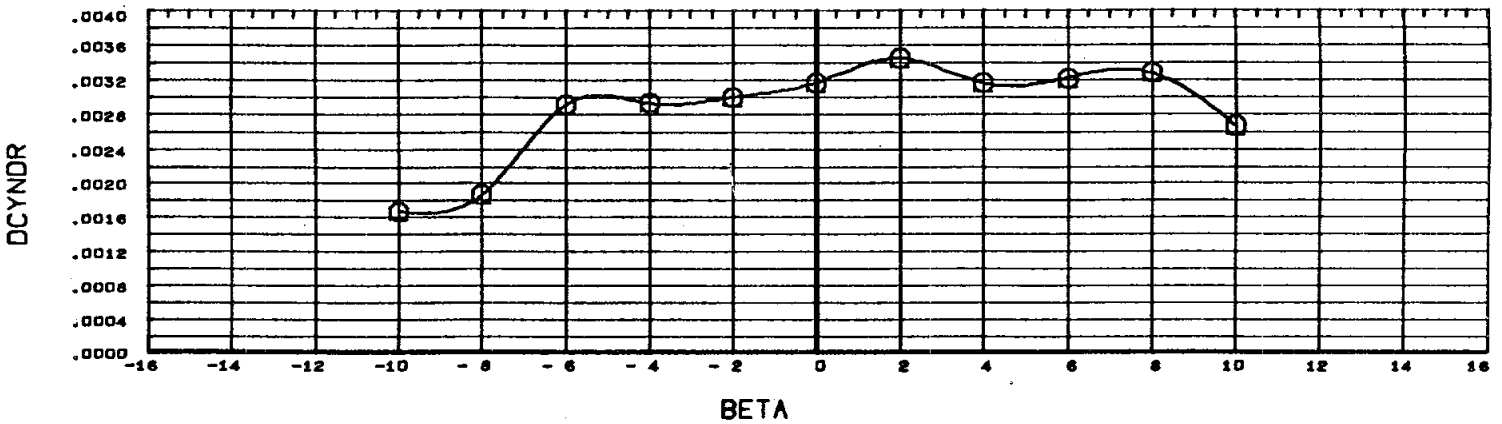
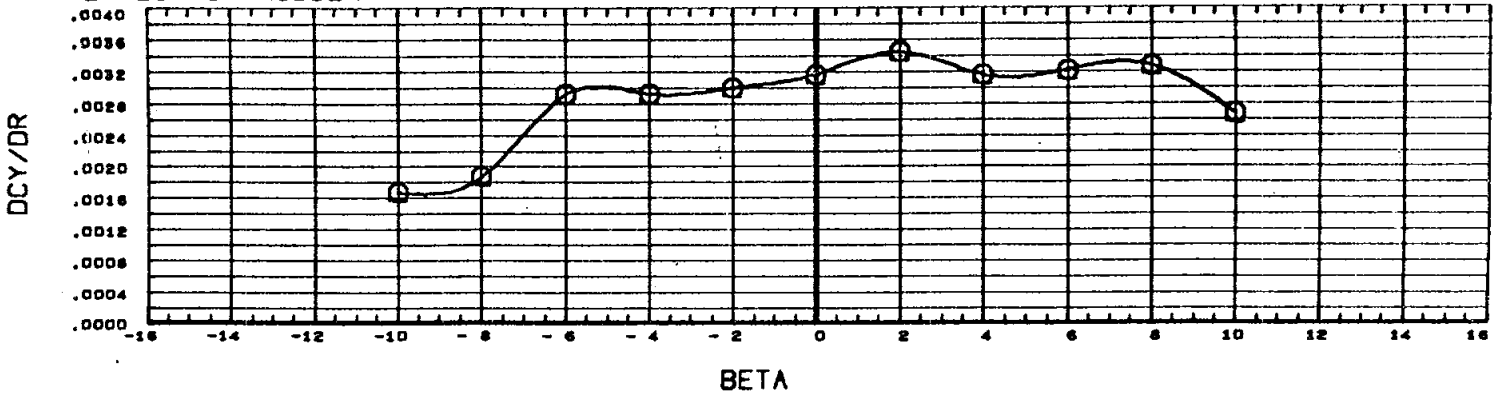


DATA SET SYMBOL CONFIGURATION DESCRIPTION
 (F77C29) ○ H556 (IA1) NAR ATP BL LV (O1) (T1) (S1)

PHI	ORBINC	DR	AILRON	REFERENCE INFORMATION
80.000	0.000	15.000	0.000	SREF 7.4190 30. IN.
				LREF 5.3120 IN.
				BREF 5.3120 IN.
				XMRP 4.8200 IN.
				YMRP 0.0000 IN.
				ZMRP 0.0000 IN.
				SCALE 0.0040

MACH .80

EFFECT OF RUDDER

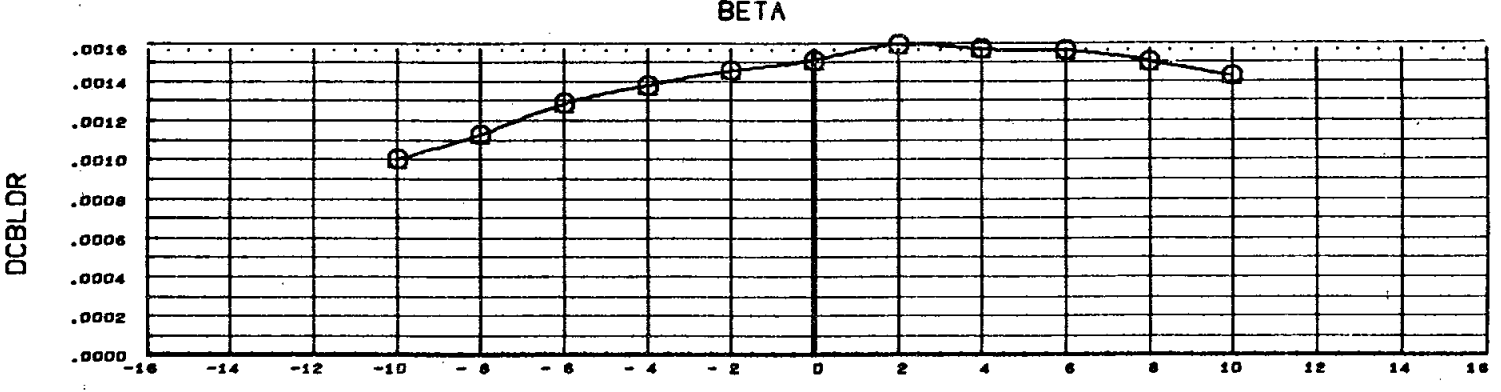
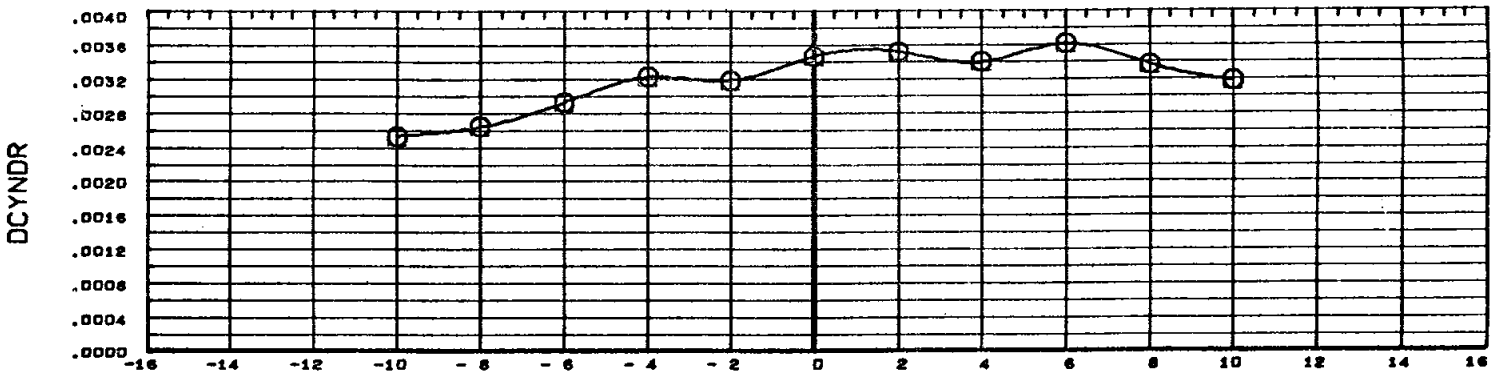
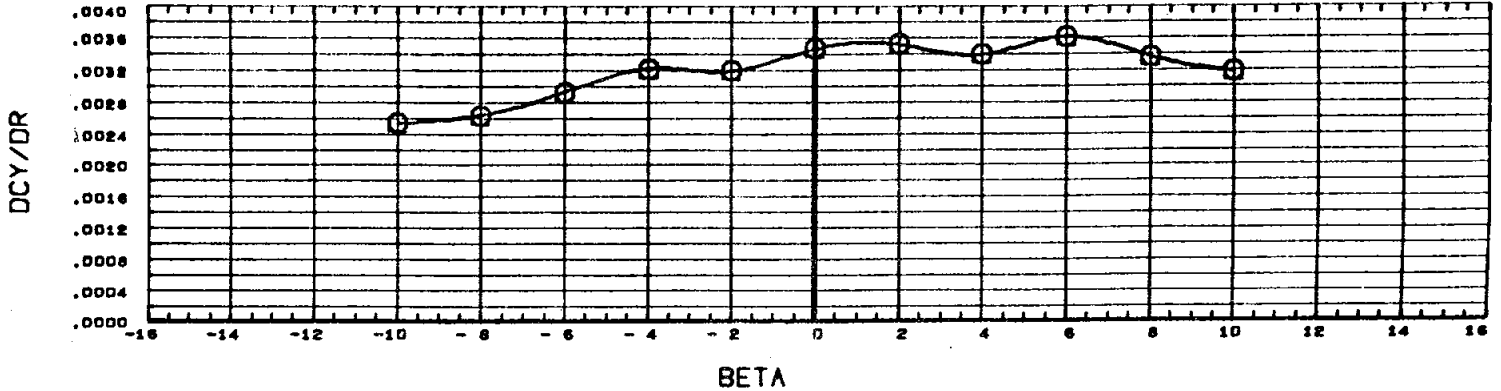


DATA SET SYMBOL CONFIGURATION DESCRIPTION
 (F77C29) ○ M556 (IA1) NAR ATP BL LV (O1) (T1) (S1)

PHI	ORBINC	DR	AILRON	REFERENCE INFORMATION
80.000	0.000	15.000	0.000	SREF 7.4190 SQ. IN.
				LREF 5.3120 IN.
				BREF 5.3120 IN.
				XMRP 4.8200 IN.
				YMRP 0.0000 IN.
				ZMRP 0.0000 IN.
				SCALE 0.0040

MACH .90

EFFECT OF RUDDER

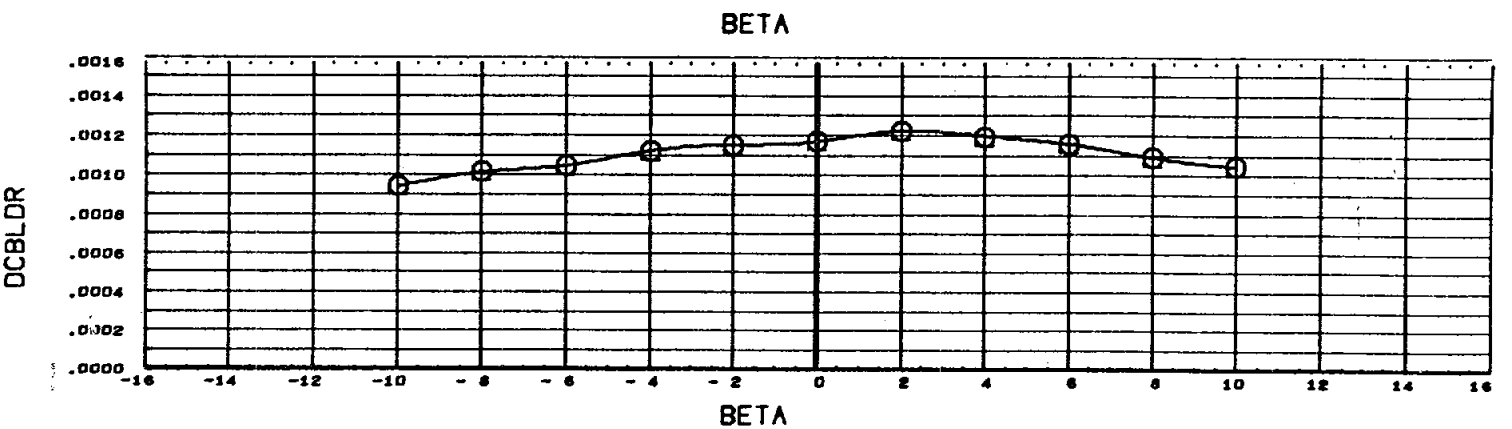
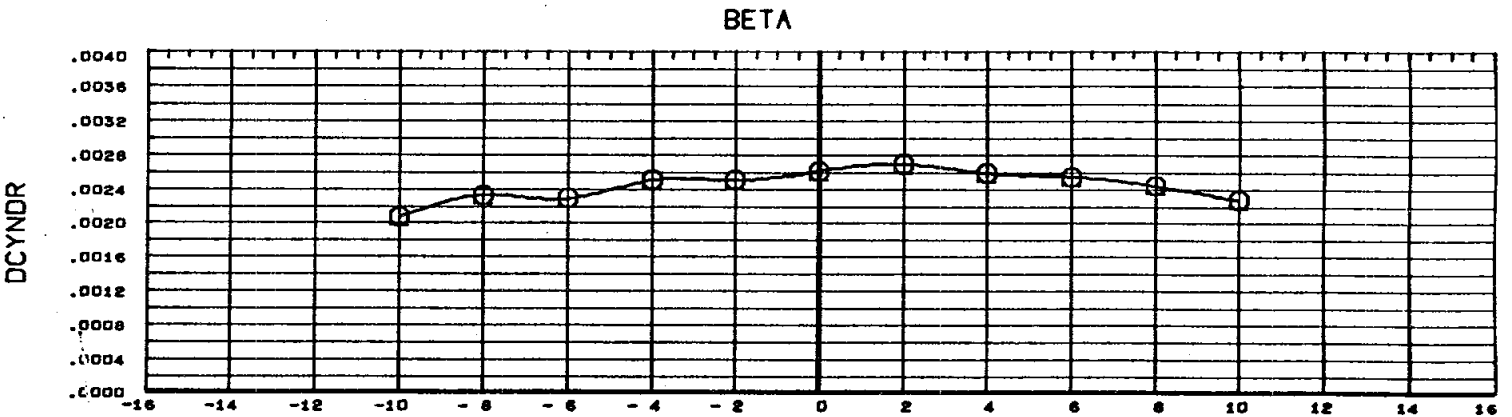
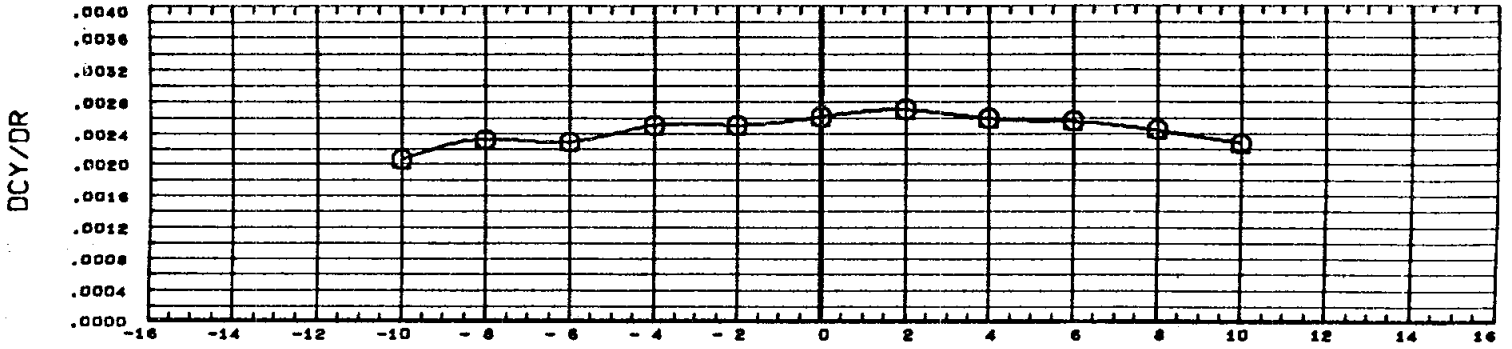


DATA SET SYMBOL CONFIGURATION DESCRIPTION
 (F77C29) ○ M556(IA1) NAR ATP BL LV (01) (71) (S1)

PHI	ORBINC	DR	AILRON	REFERENCE INFORMATION
80.000	0.000	15.000	0.000	SREF 7.4190 39. IN.
				LREF 5.3120 IN.
				BREF 5.3120 IN.
				XMRP 4.8200 IN.
				YMRP 0.0000 IN.
				ZMRP 0.0000 IN.
				SCALE 0.0040

MACH 1.00

EFFECT OF RUDDER

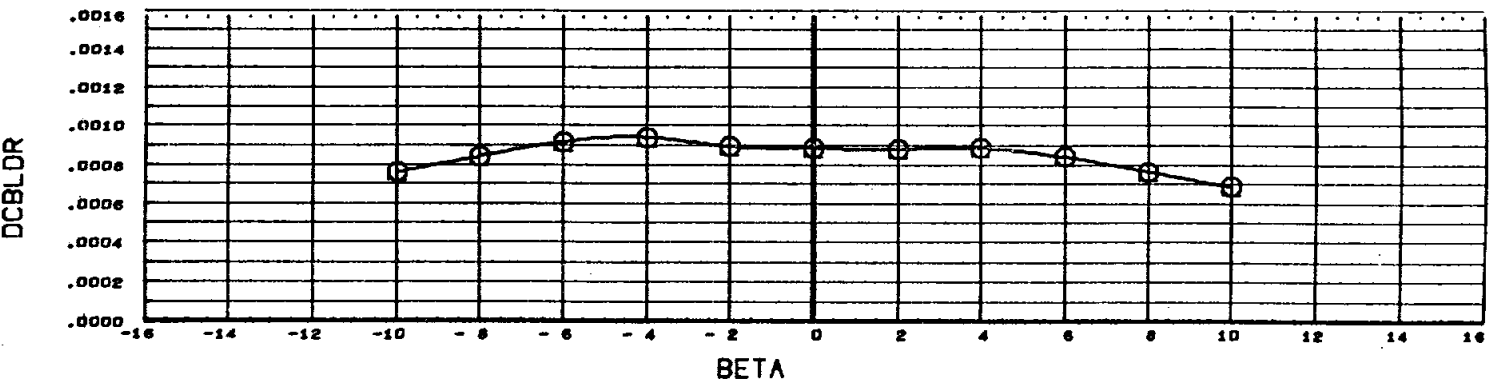
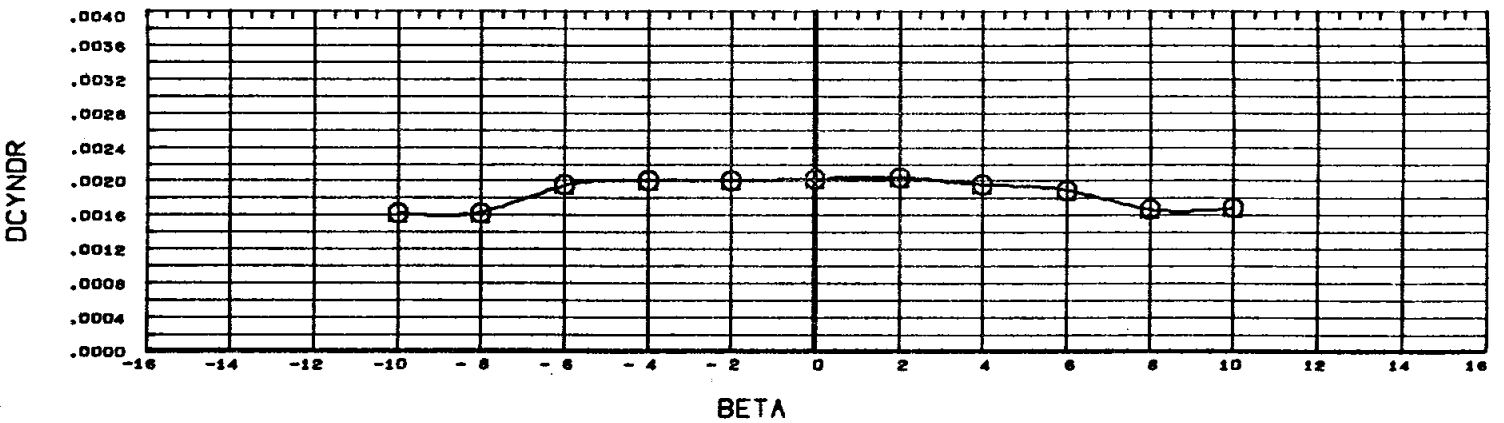
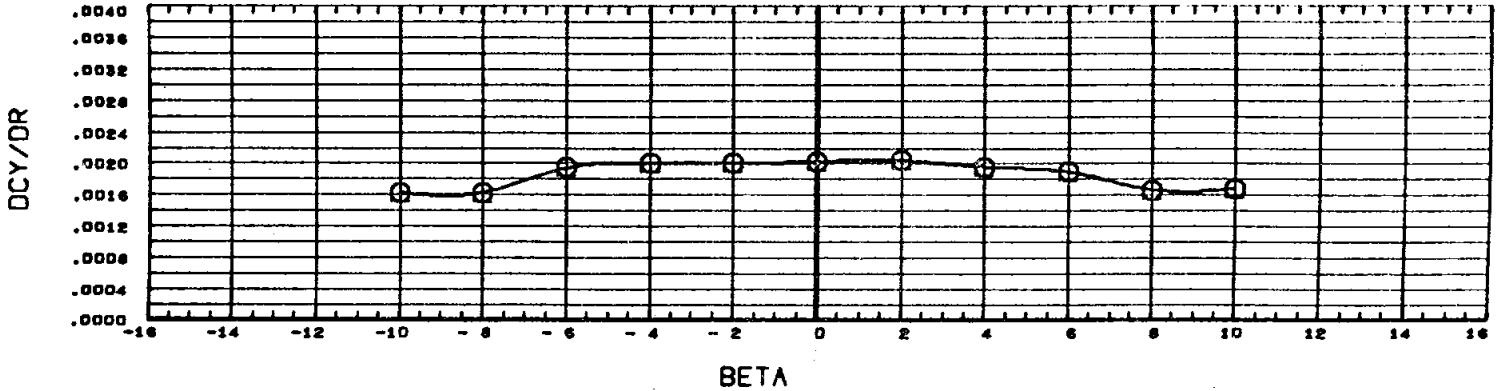


DATA SET SYMBOL (F77C29) ○ CONFIGURATION DESCRIPTION M556 (IA1) NAR ATP BL LV (O1) (T1) (S1)

PHI	ORBINC	DR	AILRON	REFERENCE INFORMATION
80.000	0.000	15.000	0.000	SREF 7.4190 39. IN.
				LREF 5.3120 IN.
				BREF 5.3120 IN.
				XMRP 4.8200 IN.
				YMRP 0.0000 IN.
				ZMRP 0.0000 IN.
				SCALE 0.0040

MACH 1.20

EFFECT OF RUDDER

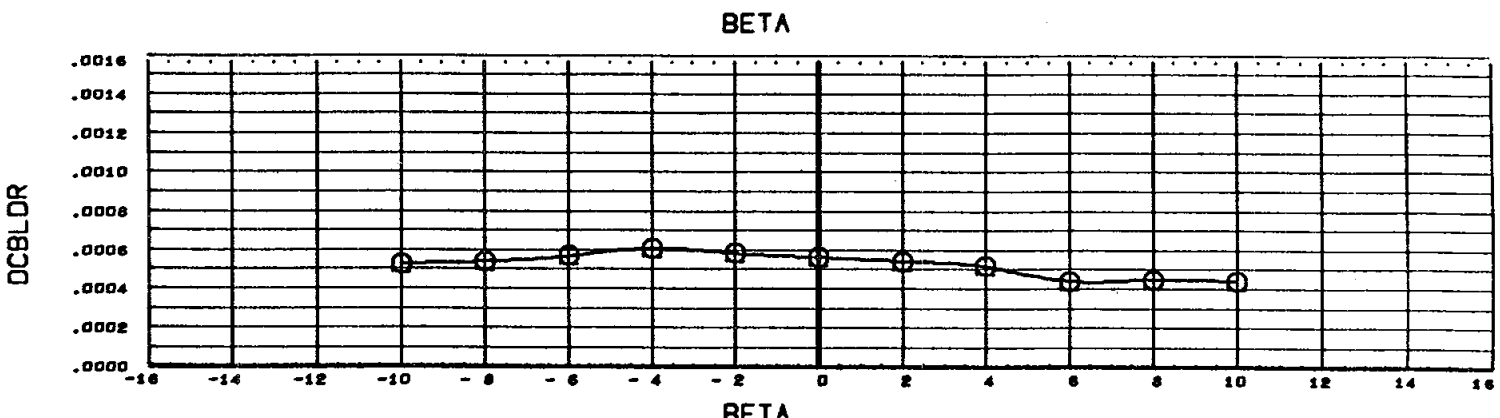
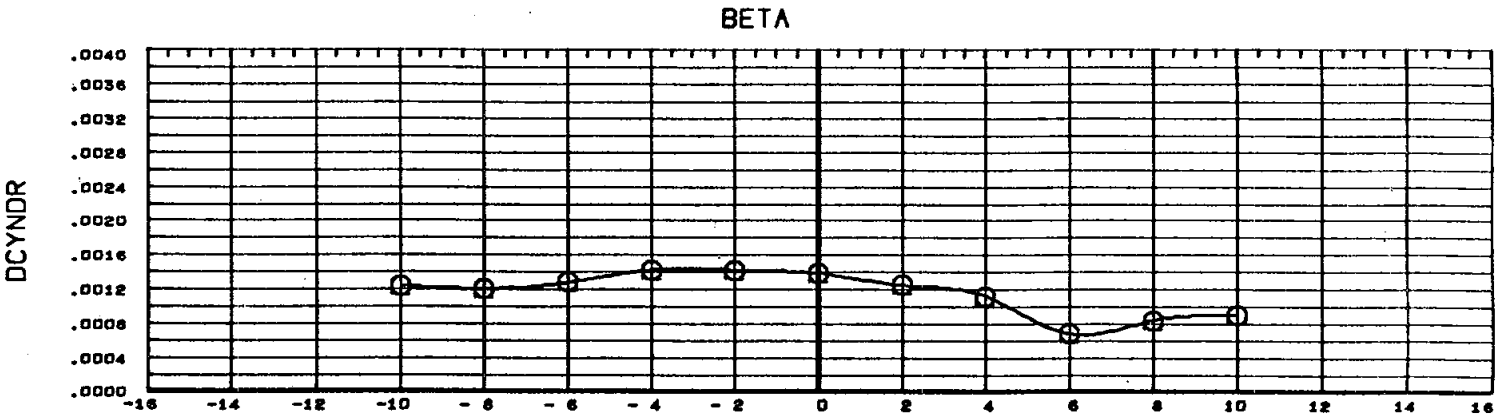
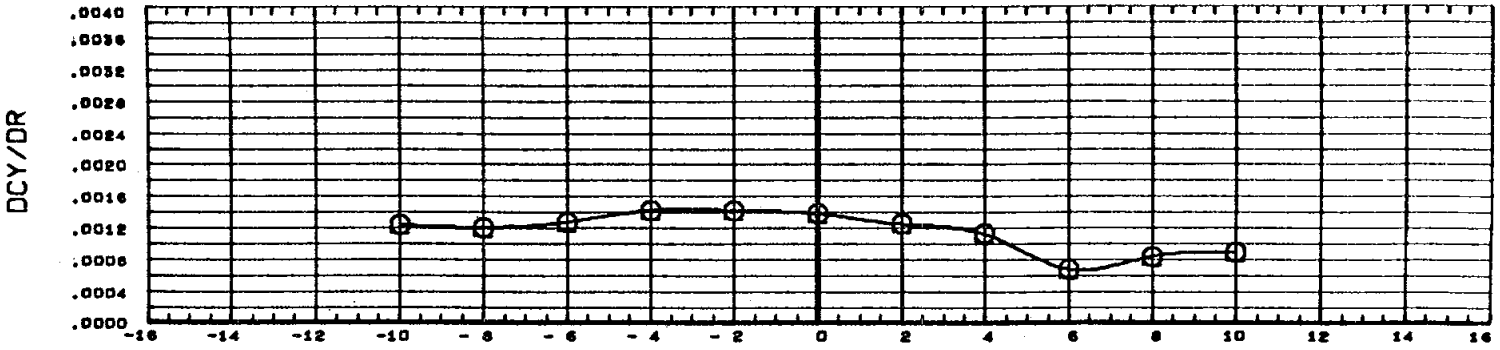


DATA SET SYMBOL CONFIGURATION DESCRIPTION
 (F77C29) ○ H556 (IA1) NAR ATP BL LV (O1) (T1) (S1)

PHI	ORBINC	DR	AILRON	REFERENCE INFORMATION
60.000	0.000	15.000	0.000	SREF 7.4190 90. IN.
				LREF 5.3120 IN.
				BREF 5.3120 IN.
				XMRP 4.9200 IN.
				YMRP 0.0000 IN.
				ZMRP 0.0000 IN.
				SCALE 0.0040

MACH 1.46

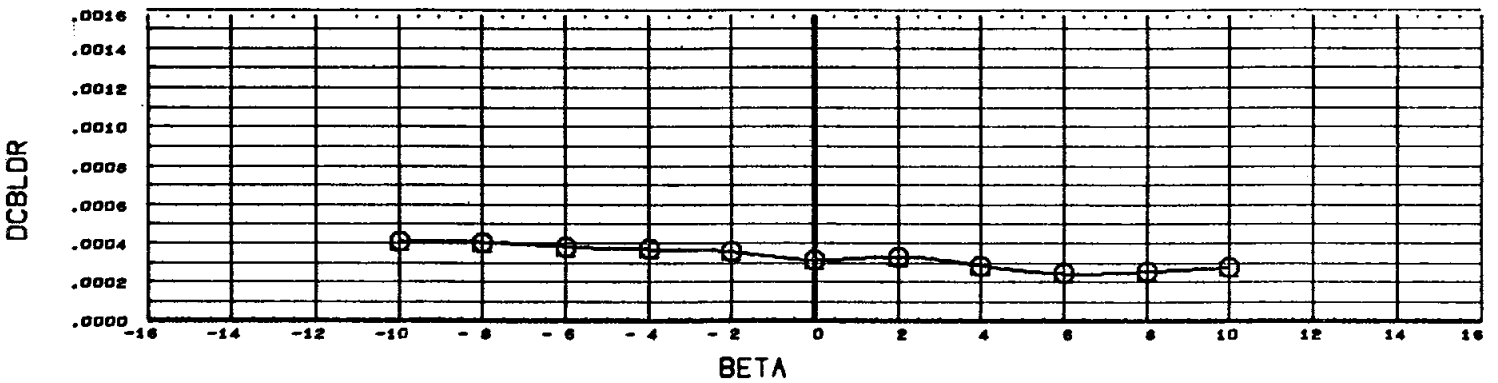
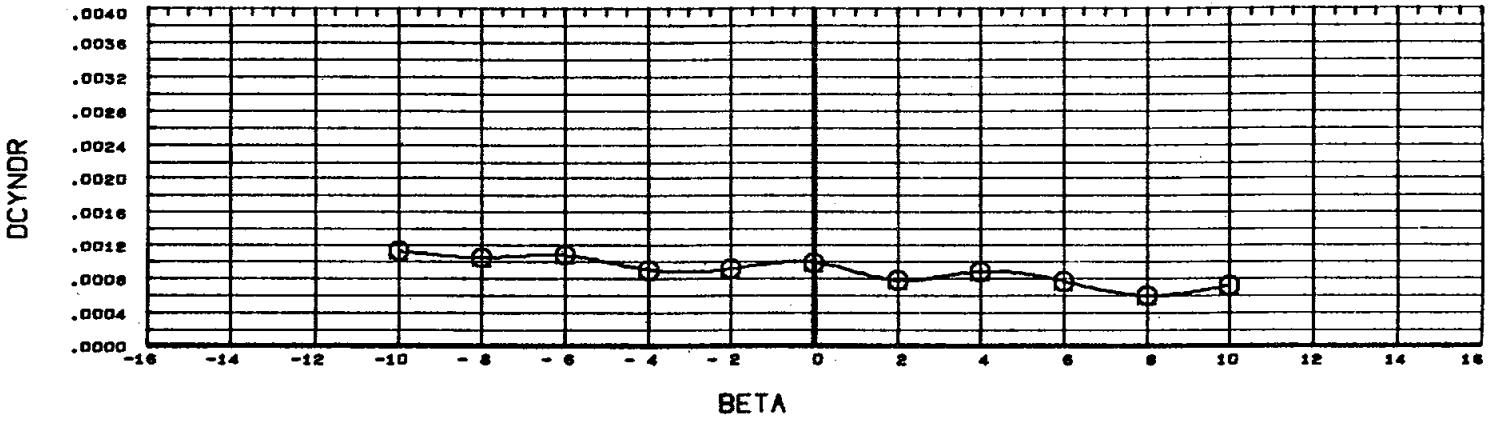
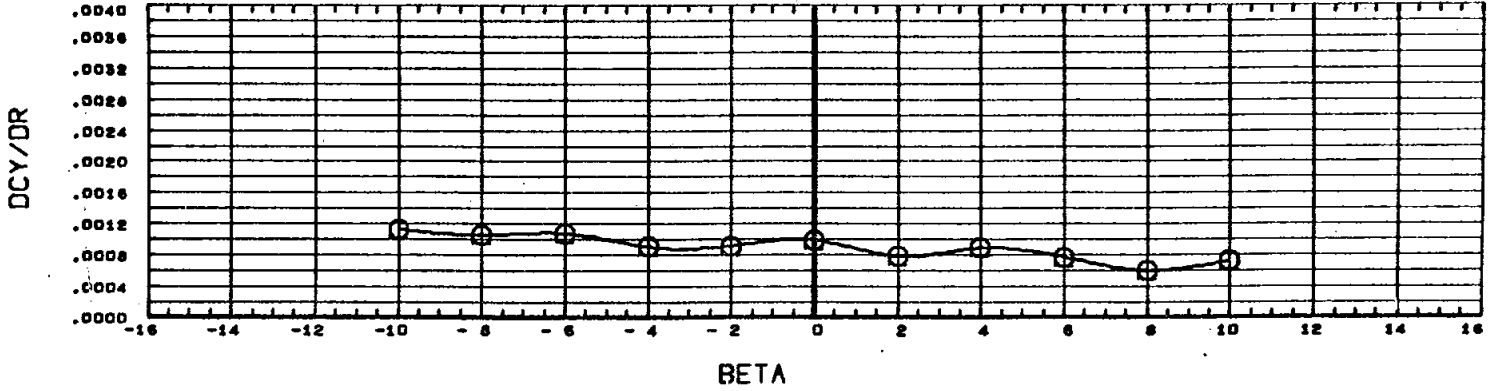
EFFECT OF RUDDER



DATA SET SYMBOL	CONFIGURATION DESCRIPTION	PHI	ORBINC	DR	AILRON	REFERENCE INFORMATION
(F77C29)	Q M556 (IA1) NAR ATP BL LV (O1) (T1) (S1)	80.000	0.000	15.000	0.000	SREF 7.4190 SQ. IN. LREF 5.3120 IN. BREF 5.3120 IN. XMRP 4.8200 IN. YMRP 0.0000 IN. ZMRP 0.0000 IN. SCALE 0.0040

MACH 1.96

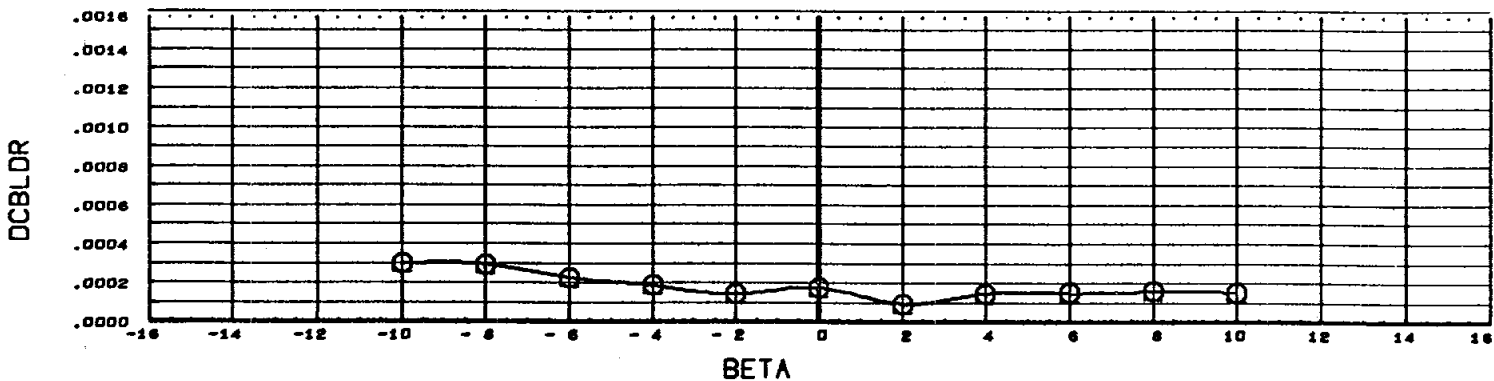
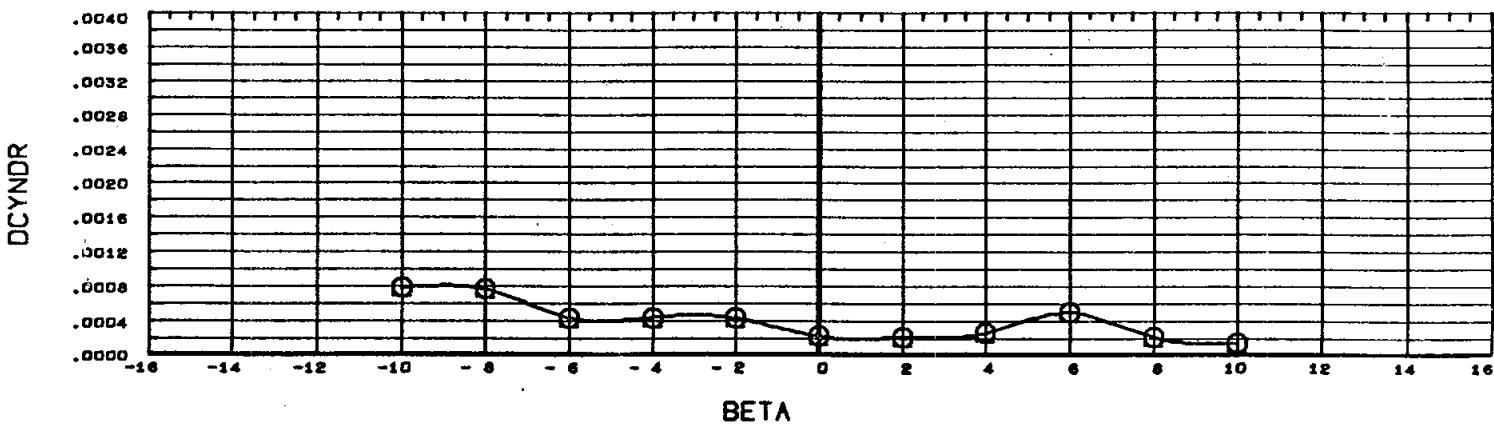
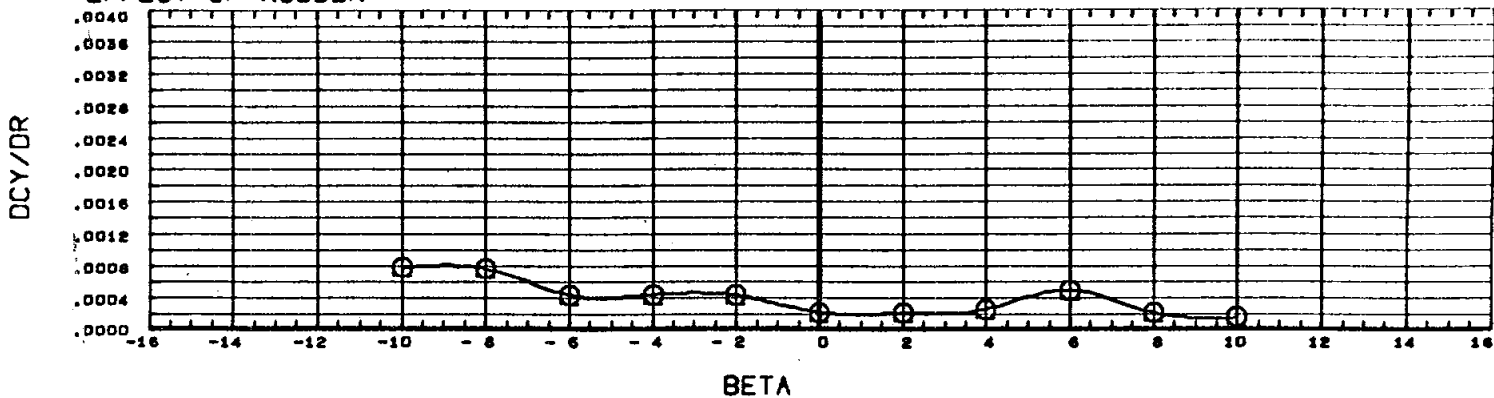
EFFECT OF RUDDER



DATA SET SYMBOL CONFIGURATION DESCRIPTION
 (F77C29) ○ M556 (IA1) NAR ATP BL LV (O1) (T1) (S1)

PHI	ORBINC	DR	AILRON	REFERENCE INFORMATION	
80.000	0.000	15.000	0.000	SREF	7.4190 90. IN.
				LREF	5.3120 IN.
				BREF	5.3120 IN.
				XMRP	4.8200 IN.
				YMRP	0.0000 IN.
				ZMRP	0.0000 IN.
				SCALE	0.0040

EFFECT OF RUDDER



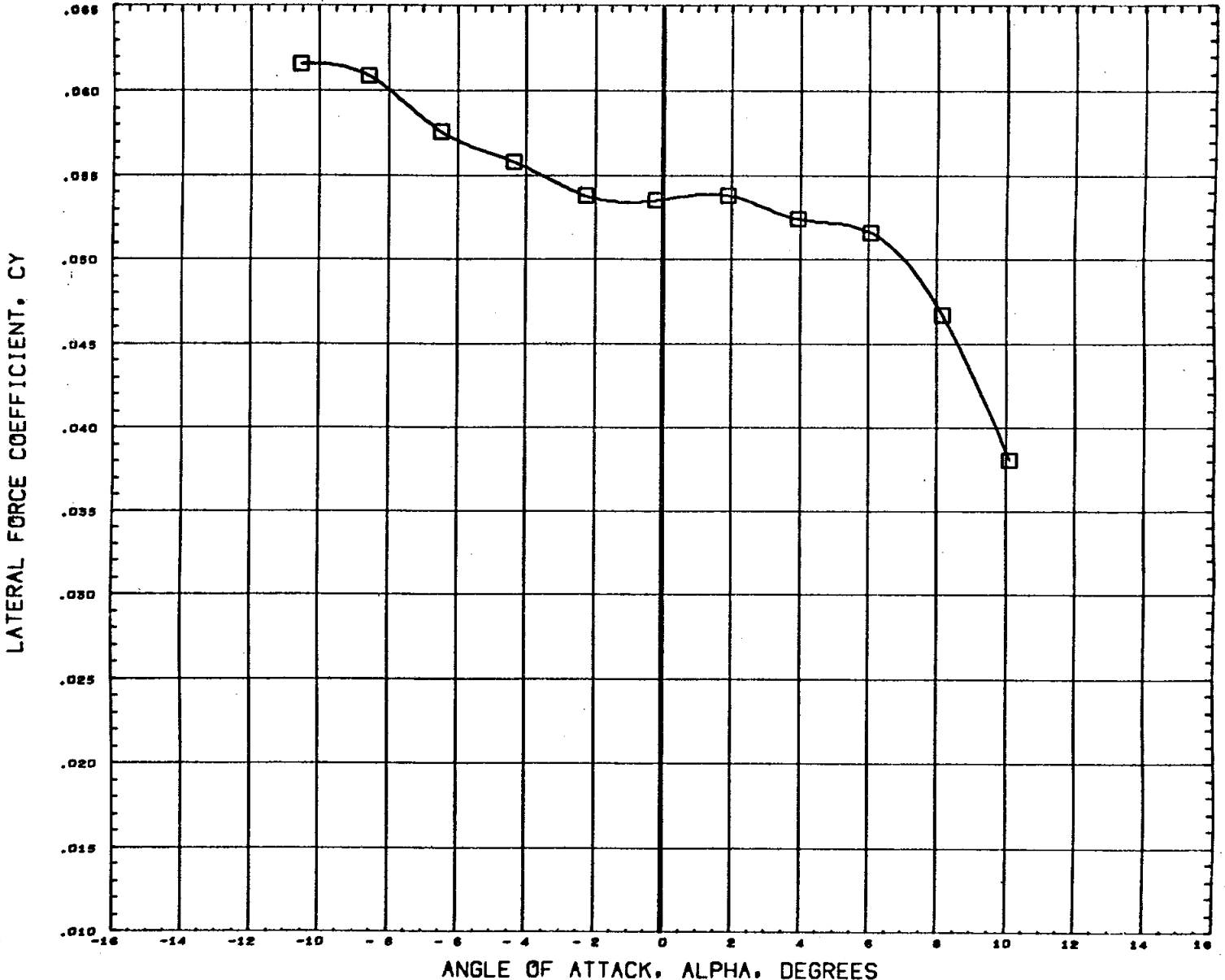
DATA SET SYMBOL (F77C29) \square CONFIGURATION DESCRIPTION M556 (IA1) NAR ATP BL LV (O1) (T1) (S1)

PHI	ORBINC	DR	AILRON	REFERENCE INFORMATION	
80.000	0.000	15.000	0.000	SREF	7.4190 SQ. IN.
				LREF	5.3120 IN.
				BREF	5.3120 IN.
				XMRP	4.6200 IN.
				YMRP	0.0000 IN.
				ZMRP	0.0000 IN.
				SCALE	0.0040

MACH 4.96

PAGE 521

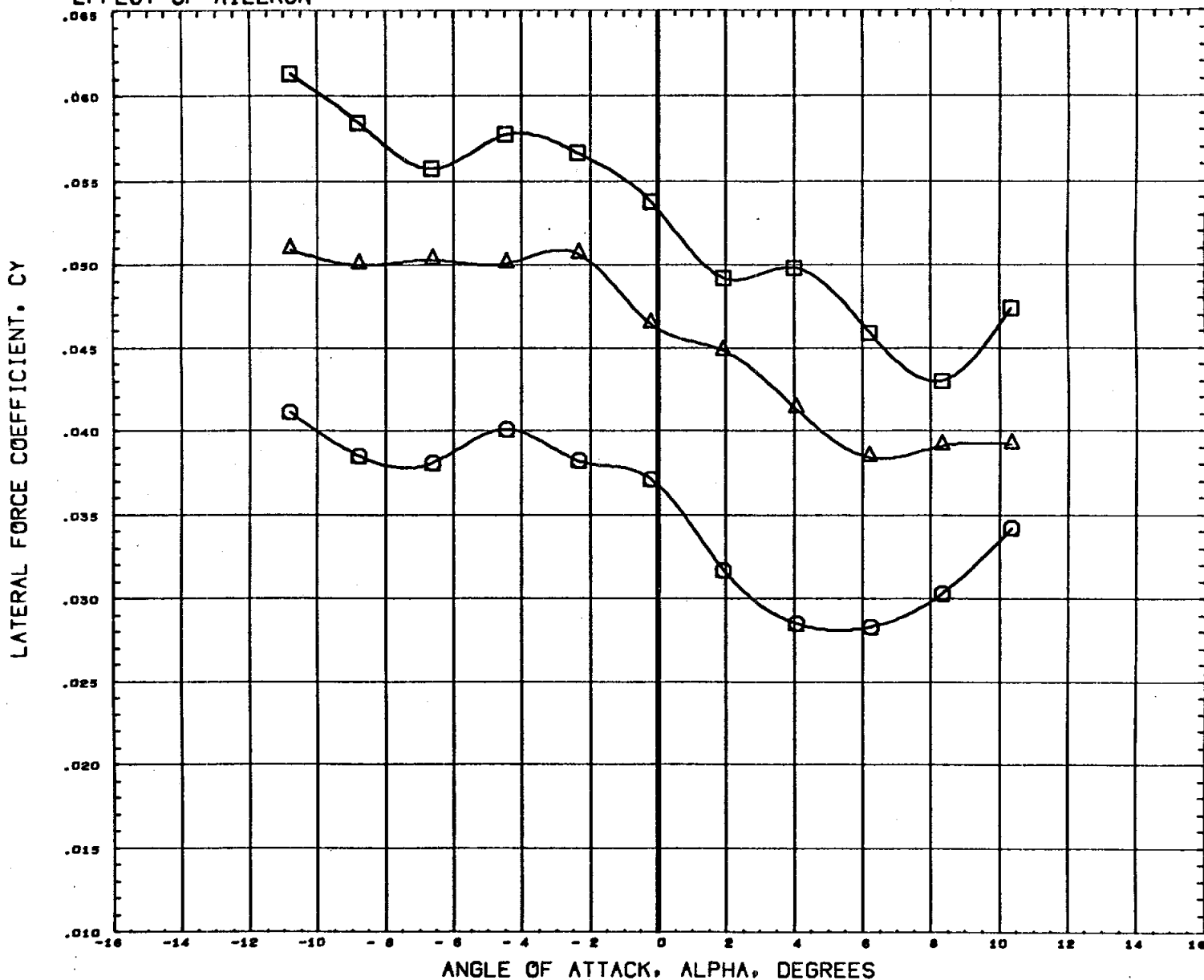
EFFECT OF AILERON



DATA SET SYMBOL	CONFIGURATION DESCRIPTION	PHI	ORBINC	RUDDER	AILRON	REFERENCE INFORMATION
(A77024)	DATA NOT AVAILABLE FOR ALL CONDITIONS	80.000	0.000	0.000	10.000	SREF 7.4190 80. IN.
(A77014)	DATA NOT AVAILABLE FOR ALL CONDITIONS	80.000	0.000	0.000	0.000	LREF 5.3120 IN.
(A77034)	DATA NOT AVAILABLE FOR ALL CONDITIONS	80.000	-1.200	0.000	10.000	BREF 5.3120 IN.
(A77018)	M556 (IA1) NAR ATP BL LV (O1) (T1) (S1)	80.000	-1.200	0.000	0.000	XHRP 4.8200 IN. YHRP 0.0000 IN. ZHRP 0.0000 IN. SCALE 0.0040

MACH .60

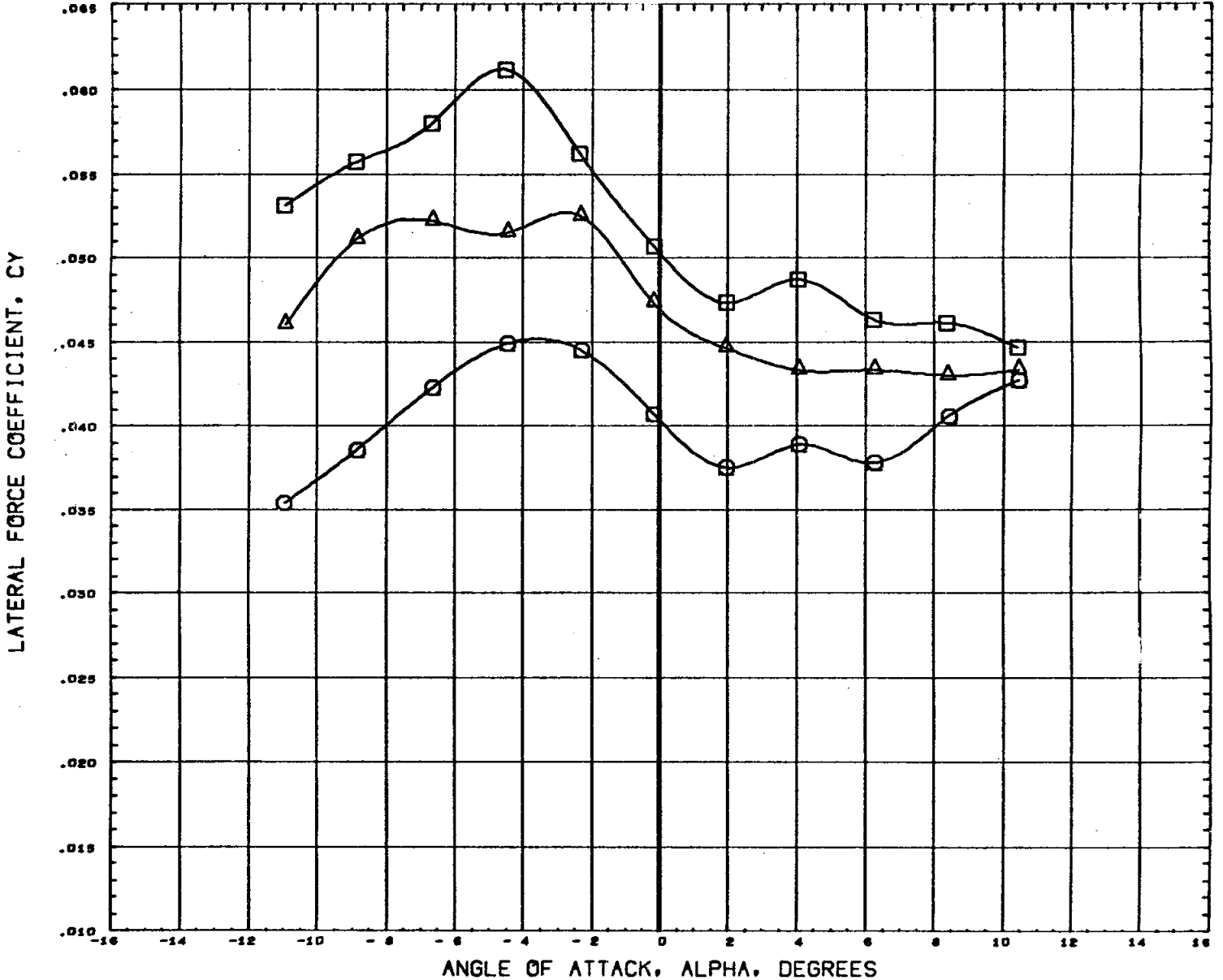
EFFECT OF AILERON



DATA SET SYMBOL	CONFIGURATION DESCRIPTION	PHI	ORBINC	RUDDER	AILRON	REFERENCE INFORMATION
(A77024)	M556 (IA1) NAR ATP BL LV (O1) (T1) (S1)	80.000	0.000	0.000	10.000	SREF 7.4190 36. IN.
(A77014)	M556 (IA1) NAR ATP BL LV (O1) (T1) (S1)	80.000	0.000	0.000	0.000	LREF 5.3120 IN.
(A77034)	DATA NOT AVAILABLE FOR ALL CONDITIONS	80.000	-1.200	0.000	10.000	BREF 5.3120 IN.
(A77018)	M556 (IA1) NAR ATP BL LV (O1) (T1) (S1)	80.000	-1.200	0.000	0.000	XHRP 4.0200 IN. YHRP 0.0000 IN. ZHRP 0.0000 IN. SCALE 0.0040

MACH .80

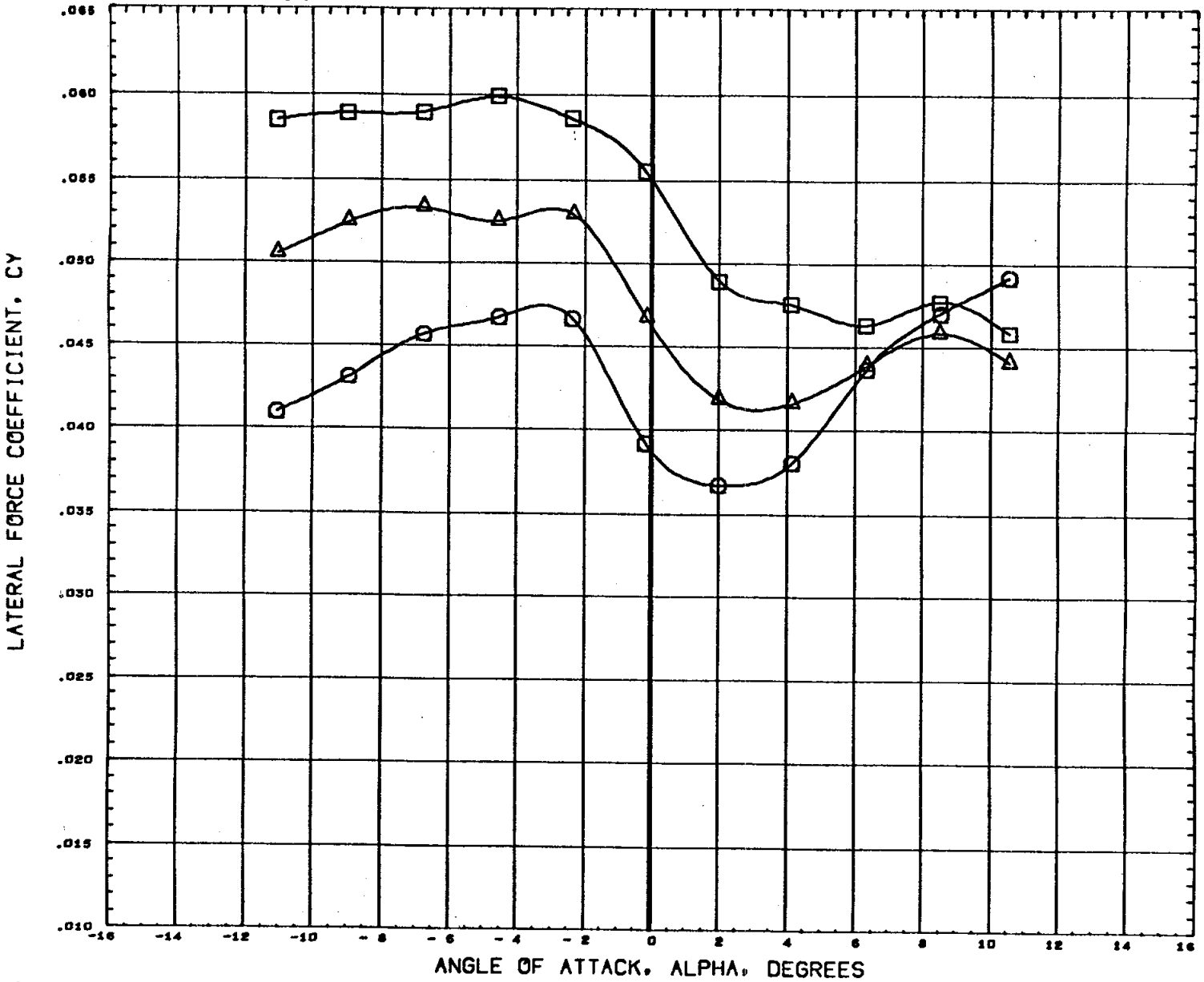
EFFECT OF AILERON



DATA SET SYMBOL	CONFIGURATION DESCRIPTION	PHI	ORBINC	RUDDER	AILRON	REFERENCE INFORMATION	
(A77024)	M556 (IA1) NAR ATP BL LV (O1) (T1) (S1)	80.000	0.000	0.000	10.000	SREF	7.4190 sq. IN.
(A77014)	M556 (IA1) NAR ATP BL LV (O1) (T1) (S1)	80.000	0.000	0.000	0.000	LREF	5.3120 IN.
(A77034)	DATA NOT AVAILABLE FOR ALL CONDITIONS	80.000	-1.200	0.000	10.000	BREF	5.3120 IN.
(A77018)	M556 (IA1) NAR ATP BL LV (O1) (T1) (S1)	80.000	-1.200	0.000	0.000	XMRP	4.8200 IN.
						YMRP	0.0000 IN.
						ZMRP	0.0000 IN.
						SCALE	0.0040

MACH .90

EFFECT OF AILERON

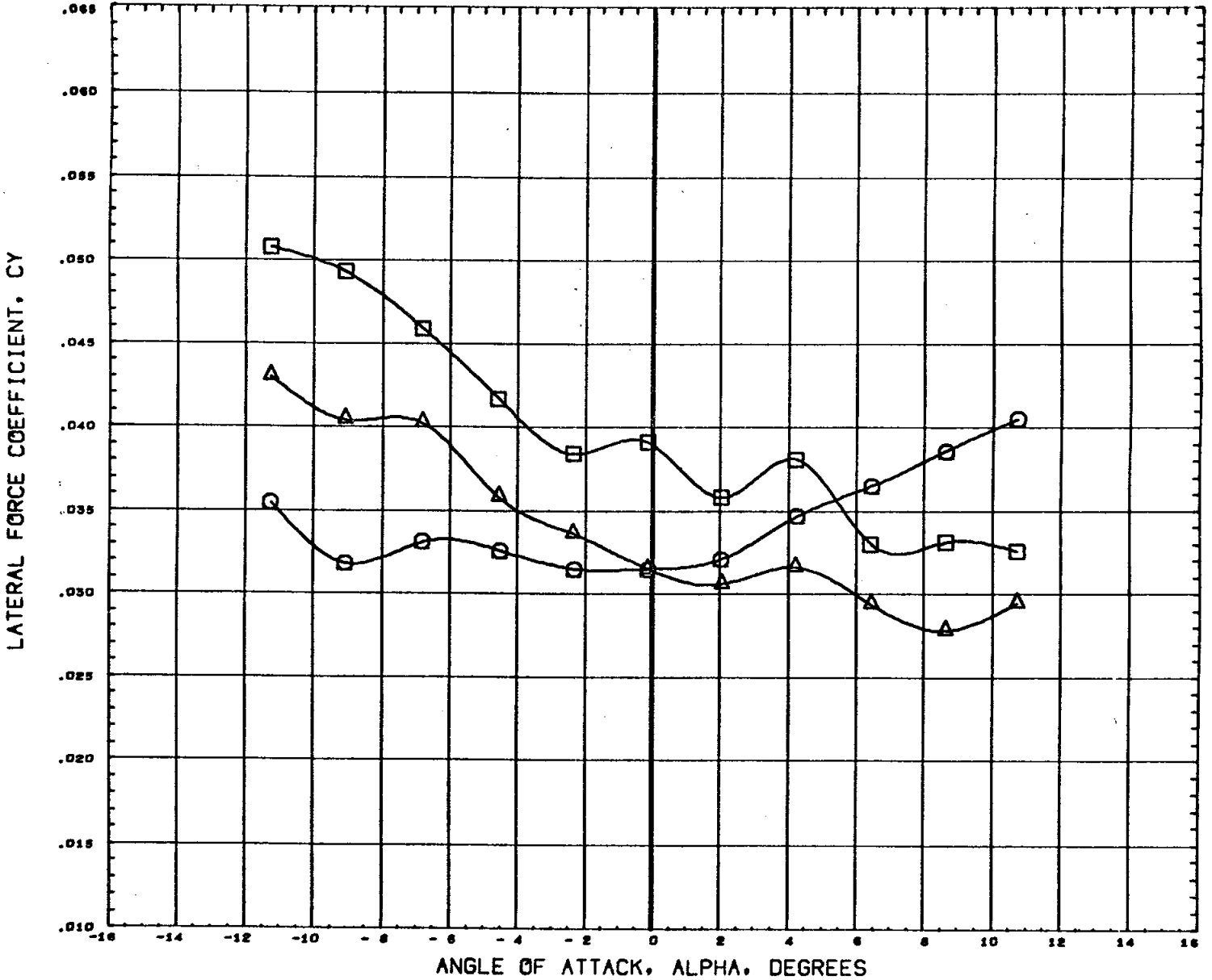


DATA SET SYMBOL	CONFIGURATION DESCRIPTION
(A77024)	M556 (IA1) NAR ATP BL LV (O1) (T1) (S1)
(A77014)	M556 (IA1) NAR ATP BL LV (O1) (T1) (S1)
(A77034)	DATA NOT AVAILABLE FOR ALL CONDITIONS
(A77018)	M556 (IA1) NAR ATP BL LV (O1) (T1) (S1)

PHI	ORBINC	RUDDER	AILRON	REFERENCE INFORMATION
80.000	0.000	0.000	10.000	SREF 7.4190 sq. IN.
80.000	0.000	0.000	0.000	LREF 5.3120 IN.
80.000	-1.200	0.000	10.000	BREF 5.3120 IN.
80.000	-1.200	0.000	0.000	XMRP 4.6200 IN.
				YMRP 0.0000 IN.
				ZMRP 0.0000 IN.
				SCALE 0.0040

MACH 1.00

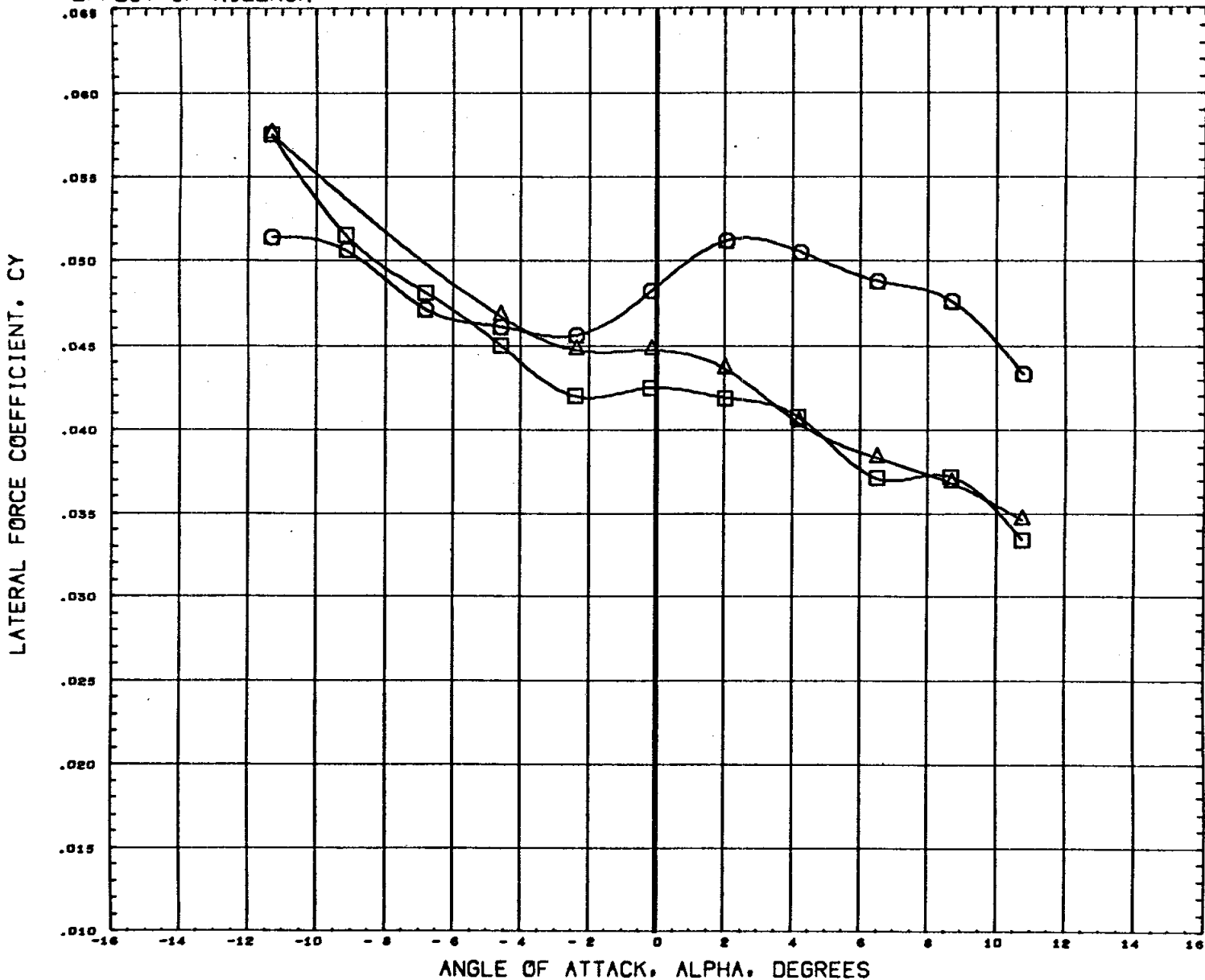
EFFECT OF AILERON



DATA SET SYMBOL	CONFIGURATION DESCRIPTION	PHI	ORBINC	RUDDER	AILRON	REFERENCE INFORMATION
(A77024)	M556 (IA1) NAR ATP BL LV (O1) (T1) (S1)	80.000	0.000	0.000	10.000	SREF 7.4190 sq. IN.
(A77014)	M556 (IA1) NAR ATP BL LV (O1) (T1) (S1)	80.000	0.000	0.000	0.000	LREF 5.3120 IN.
(A77034)	DATA NOT AVAILABLE FOR ALL CONDITIONS	80.000	-1.200	0.000	10.000	BREF 5.3120 IN.
(A77018)	M556 (IA1) NAR ATP BL LV (O2) (T1) (S1)	80.000	-1.200	0.000	0.000	XMRP 4.8200 IN. YMRP 0.0000 IN. ZMRP 0.0000 IN. SCALE 0.0040

MACH 1.20

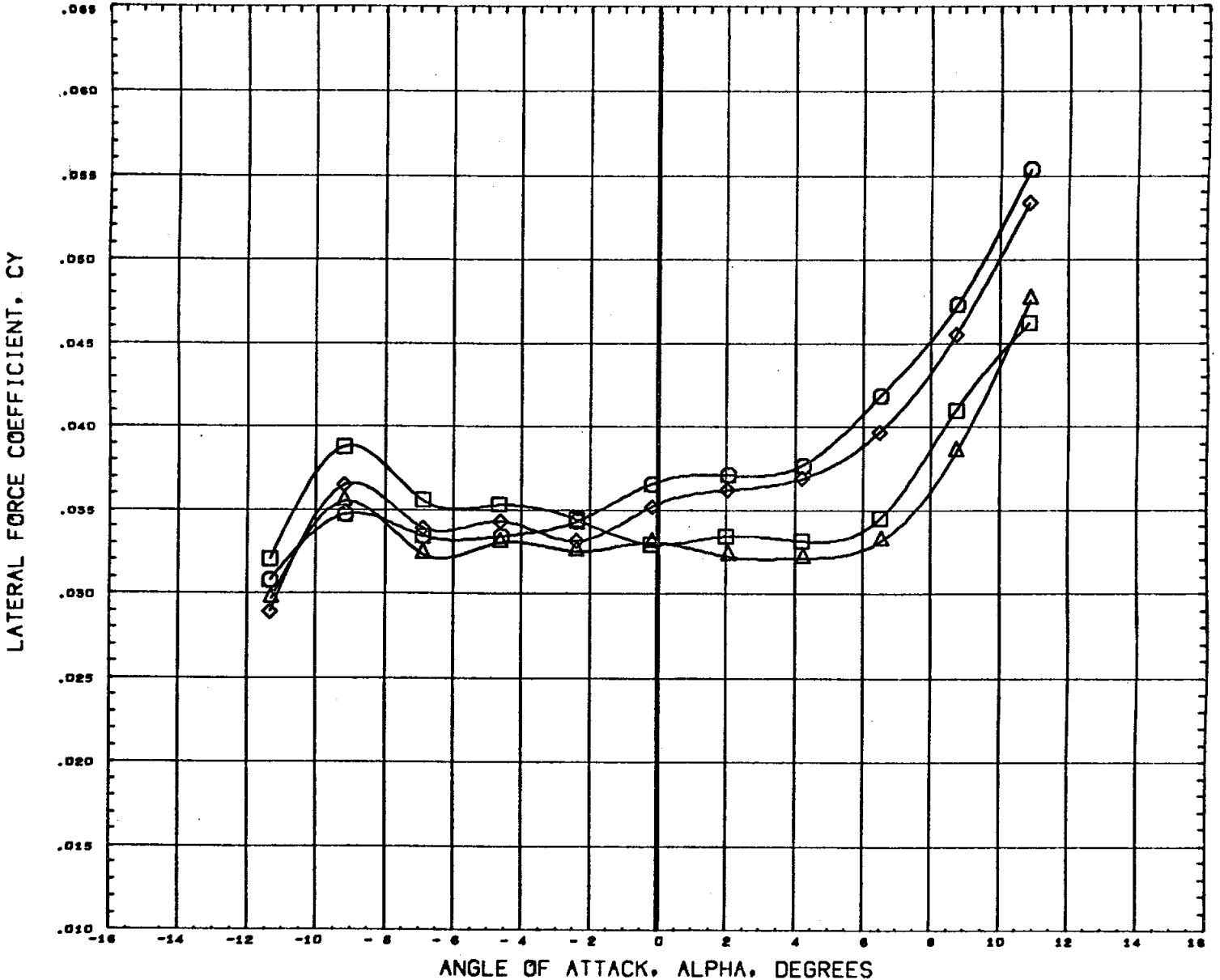
EFFECT OF AILERON



DATA SET SYMBOL	CONFIGURATION DESCRIPTION	PHI	ORBINC	RUDDER	AILRON	REFERENCE INFORMATION
(A77024)	M556 (IA1) NAR ATP BL LV (O1) (T1) (S1)	80.000	0.000	0.000	10.000	SREF 7.4190 sq. IN.
(A77014)	M556 (IA1) NAR ATP BL LV (O1) (T1) (S1)	80.000	0.000	0.000	0.000	LREF 5.3120 IN.
(A77034)	DATA NOT AVAILABLE FOR ALL CONDITIONS	80.000	-1.200	0.000	10.000	BREF 5.3120 IN.
(A77016)	M556 (IA1) NAR ATP BL LV (O1) (T1) (S1)	80.000	-1.200	0.000	0.000	XMRP 4.8200 IN. YMRP 0.0000 IN. ZMRP 0.0000 IN. SCALE 0.0040

MACH 1.46

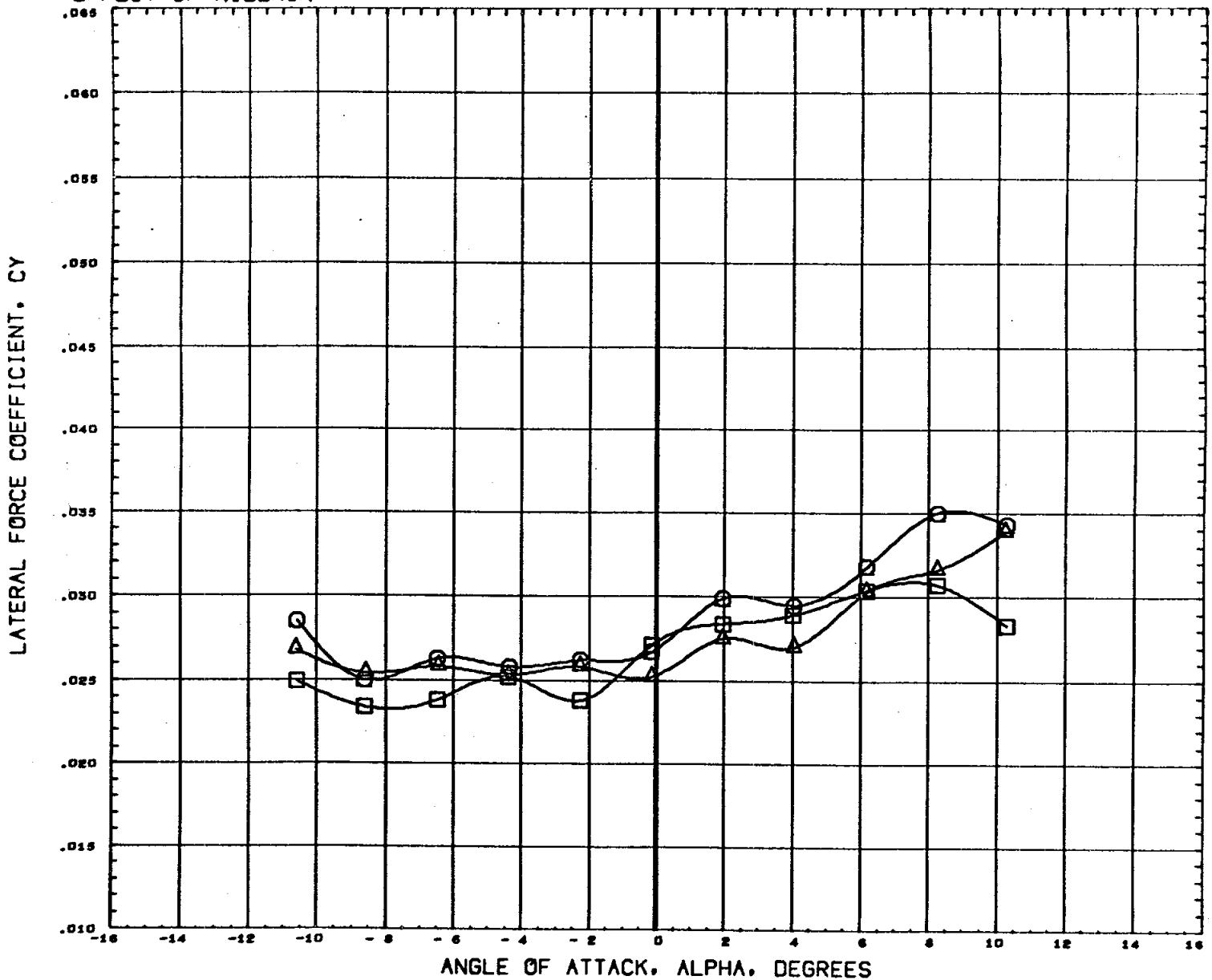
EFFECT OF AILERON



DATA SET SYMBOL	CONFIGURATION DESCRIPTION	PHI	ORBINC	RUDDER	AILRON	REFERENCE INFORMATION	
(A77024)	M556 (IA1) NAR ATP BL LV (O1) (T1) (S1)	80.000	0.000	0.000	10.000	SREF	7.4190 sq. IN.
(A77014)	M556 (IA1) NAR ATP BL LV (O1) (T1) (S1)	80.000	0.000	0.000	0.000	LREF	5.3120 IN.
(A77034)	M556 (IA1) NAR ATP BL LV (O1) (T1) (S1)	80.000	-1.200	0.000	10.000	BREF	5.3120 IN.
(A77018)	M556 (IA1) NAR ATP BL LV (O1) (T1) (S1)	80.000	-1.200	0.000	0.000	XMRP	4.8200 IN.
						YMRP	0.0000 IN.
						ZMRP	0.0000 IN.
						SCALE	0.0040

MACH 1.96

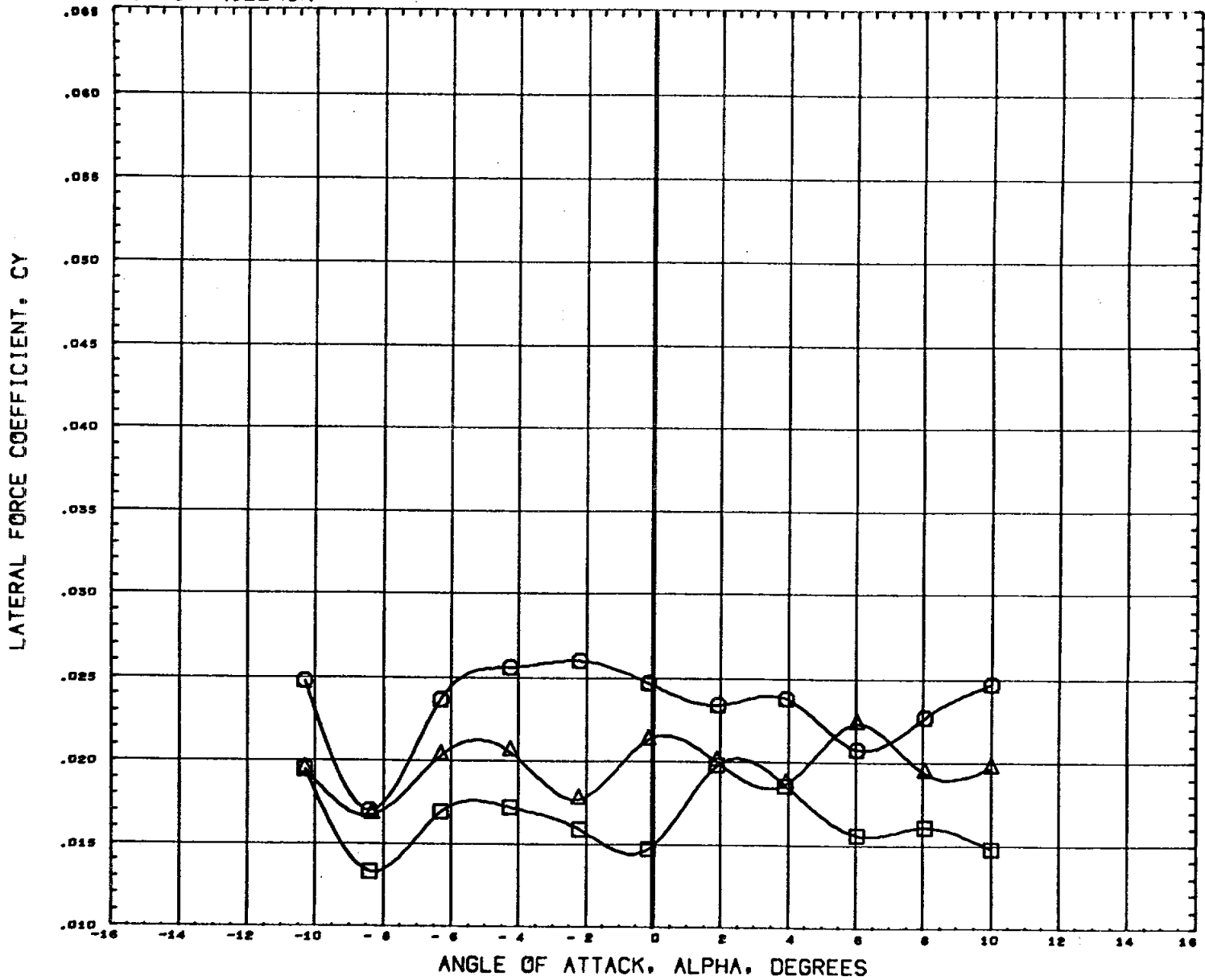
EFFECT OF AILERON



DATA SET SYMBOL	CONFIGURATION DESCRIPTION	PHI	ORBINC	RUDDER	AILRON	REFERENCE INFORMATION
(A77024)	M556 (IA1) NAR ATP BL LV (O1) (T1) (S1)	80.000	0.000	0.000	10.000	SREF 7.4190 SQ. IN.
(A77014)	M556 (IA1) NAR ATP BL LV (O1) (T1) (S1)	80.000	0.000	0.000	0.000	LREF 5.3120 IN.
(A77034)	DATA NOT AVAILABLE FOR ALL CONDITIONS	80.000	-1.200	0.000	10.000	BREF 5.3120 IN.
(A77018)	M556 (IA1) NAR ATP BL LV (O1) (T1) (S1)	80.000	-1.200	0.000	0.000	XMRP 4.8200 IN. YMRP 0.0000 IN. ZMRP 0.0000 IN. SCALE 0.0040

MACH 2.99

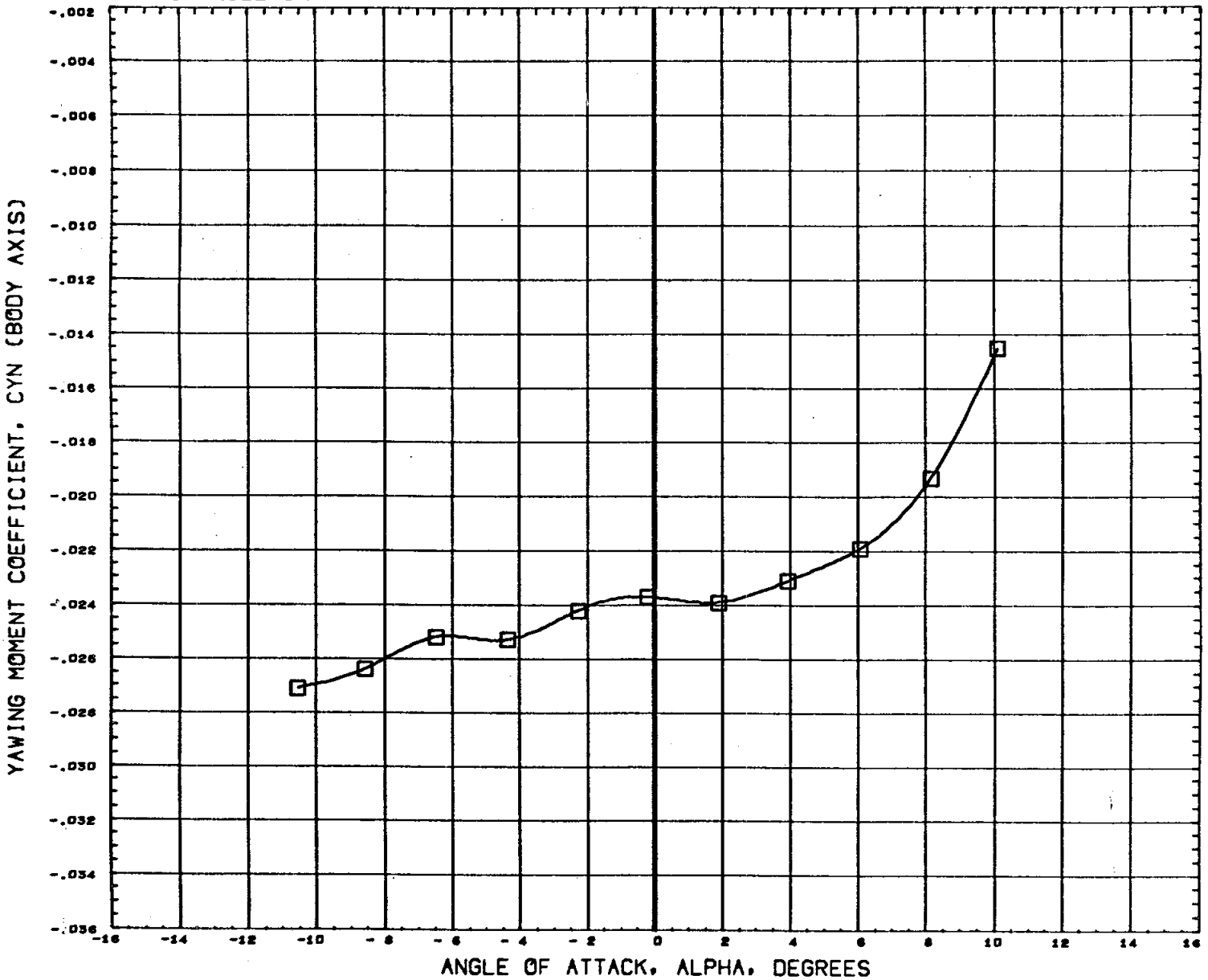
EFFECT OF AILERON



DATA SET SYMBOL	CONFIGURATION DESCRIPTION	PHI	ORBINC	RUDDER	AILRON	REFERENCE INFORMATION
(A77024)	M556 (IA1) NAR ATP BL LV (O1) (T1) (S1)	80.000	0.000	0.000	10.000	SREF 7.4190 30. IN.
(A77034)	M556 (IA1) NAR ATP BL LV (O1) (T1) (S1)	80.000	0.000	0.000	0.000	LREF 5.3120 IN.
(A77034)	DATA NOT AVAILABLE FOR ALL CONDITIONS	80.000	-1.200	0.000	10.000	BREF 5.3120 IN.
(A77018)	M556 (IA1) NAR ATP BL LV (O1) (T1) (S1)	80.000	-1.200	0.000	0.000	XMRP 4.8200 IN. YMRP 0.0000 IN. ZMRP 0.0000 IN. SCALE 0.0040

MACH 4.96

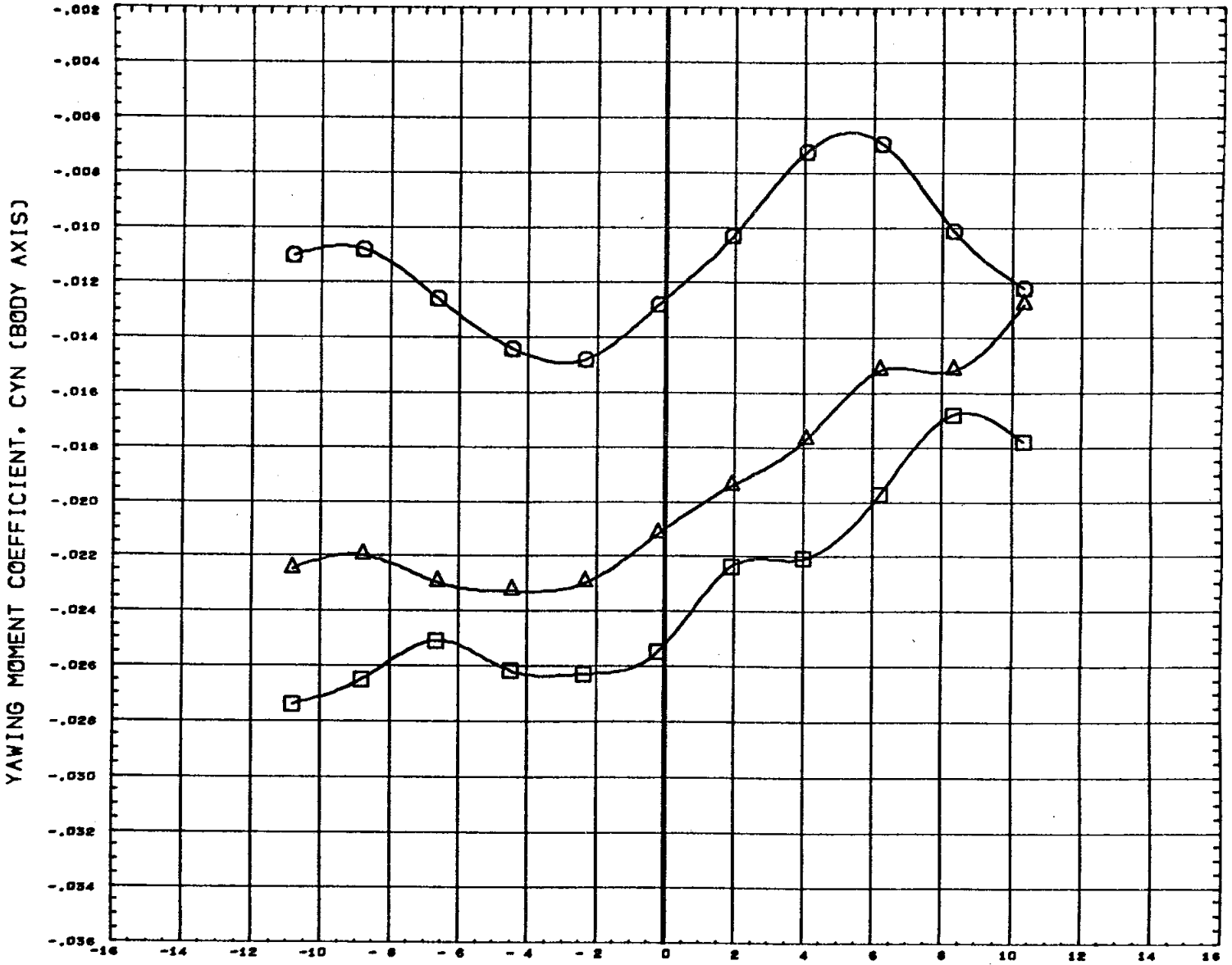
EFFECT OF AILERON



DATA SET SYMBOL	CONFIGURATION DESCRIPTION	PHI	ORBINC	RUDDER	AILRON	REFERENCE INFORMATION
(A77024)	DATA NOT AVAILABLE FOR ALL CONDITIONS	80.000	0.000	0.000	10.000	SREF 7.4190 34. IN.
(A77014)	DATA NOT AVAILABLE FOR ALL CONDITIONS	80.000	0.000	0.000	0.000	LREF 5.3120 IN.
(A77034)	DATA NOT AVAILABLE FOR ALL CONDITIONS	80.000	-1.200	0.000	10.000	BREF 5.3120 IN.
(A77018)	M556 (IA1) NAR ATP BL LV (O1) (T1) (S1)	80.000	-1.200	0.000	0.000	XMRP 4.8200 IN. YMRP 0.0000 IN. ZMRP 0.0000 IN. SCALE 0.0040

MACH .60

EFFECT OF AILERON

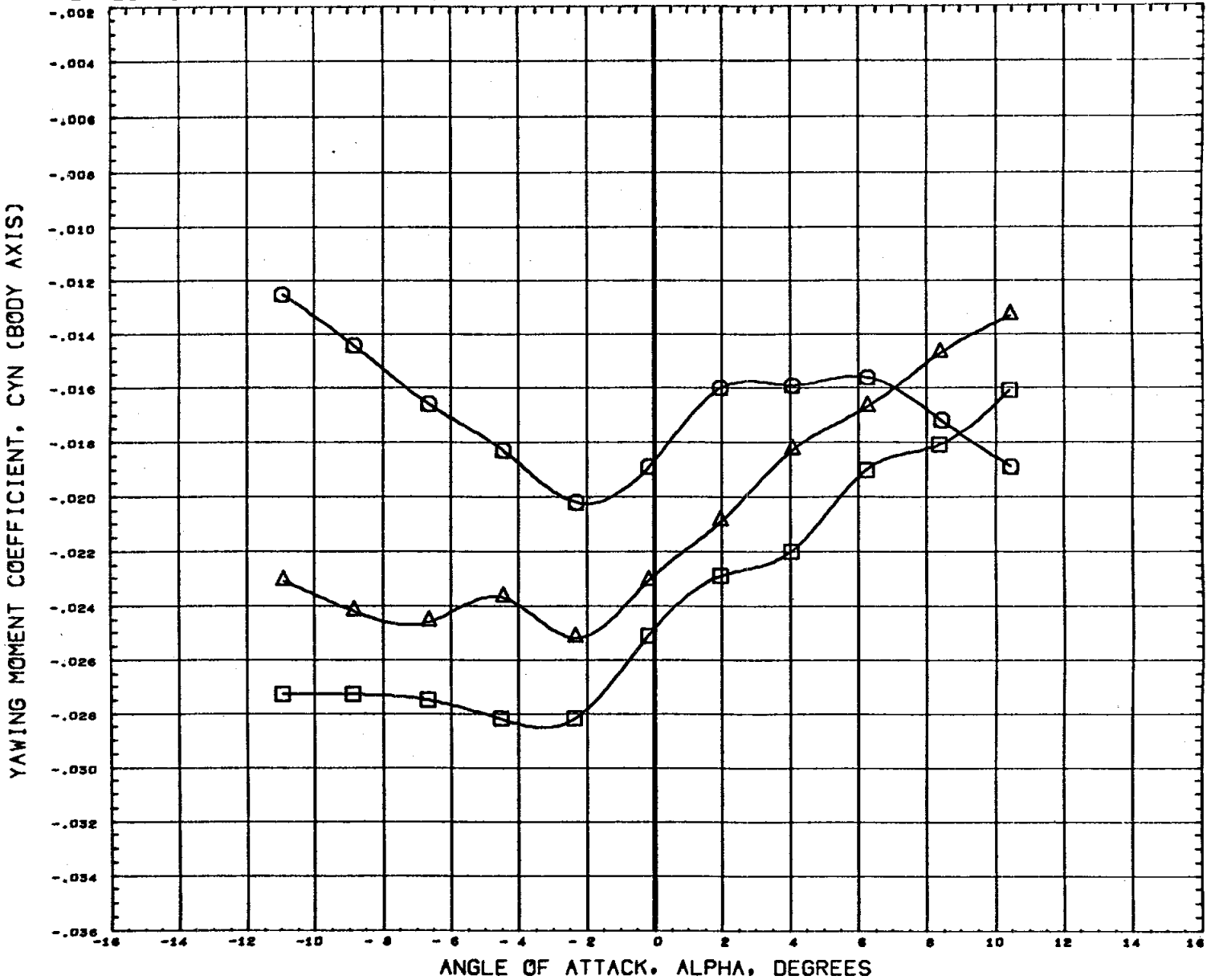


ANGLE OF ATTACK, ALPHA, DEGREES

DATA SET SYMBOL	CONFIGURATION DESCRIPTION	PHI	ORBINC	RUDDER	AILRON	REFERENCE INFORMATION
(A77024)	M556 (IA1) NAR ATP BL LV (O1) (T1) (S1)	80.000	0.000	0.000	10.000	SREF 7.4190 39. IN.
(A77014)	M556 (IA1) NAR ATP BL LV (O1) (T1) (S1)	80.000	0.000	0.000	0.000	LREF 5.3120 IN.
(A77034)	DATA NOT AVAILABLE FOR ALL CONDITIONS	80.000	-1.200	0.000	10.000	BREF 5.3120 IN.
(A77016)	M556 (IA1) NAR ATP BL LV (O1) (T1) (S1)	80.000	-1.200	0.000	0.000	XMRP 4.8200 IN. YMRP 0.0000 IN. ZMRP 0.0000 IN. SCALE 0.0040

MACH .80

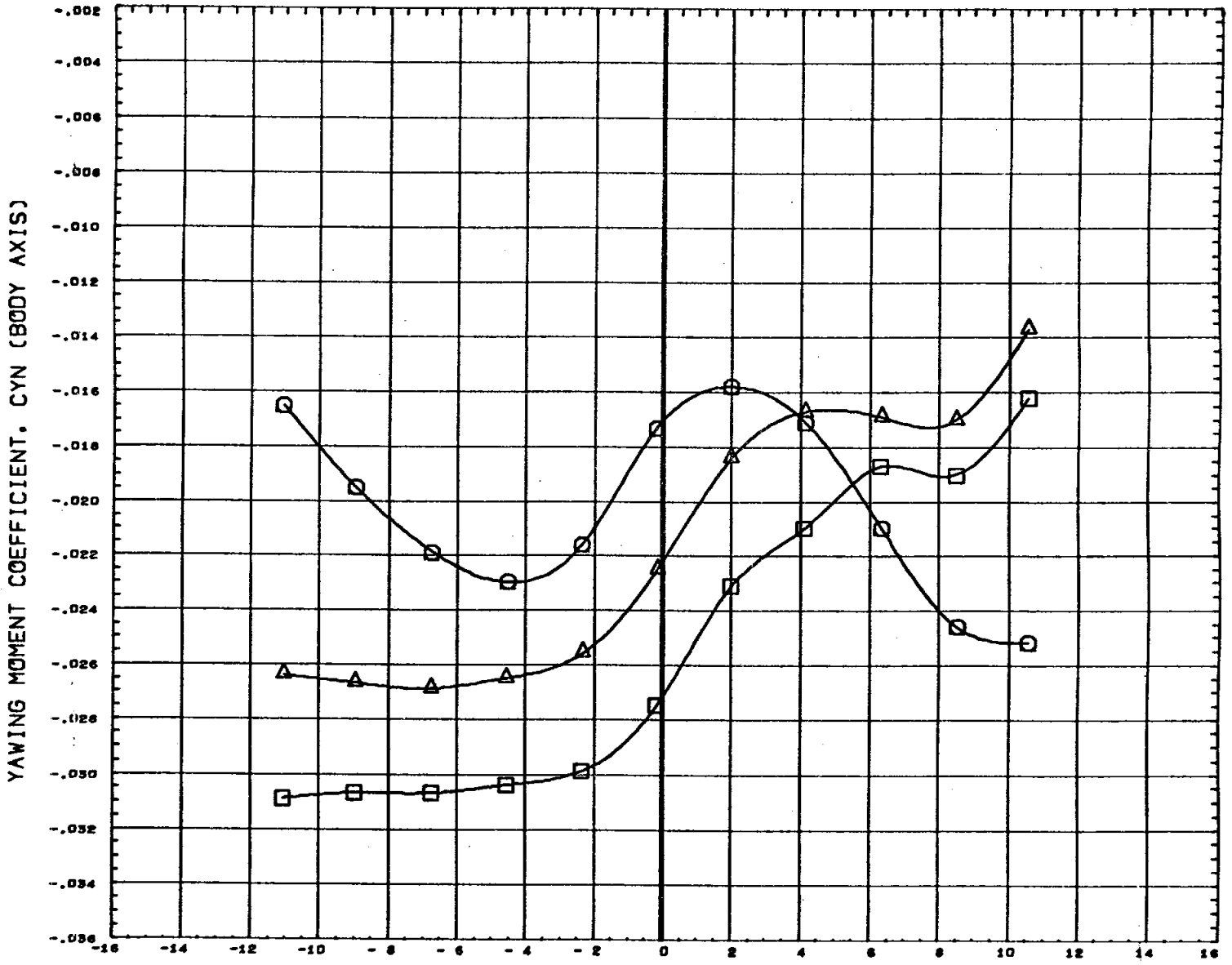
EFFECT OF AILERON



DATA SET SYMBOL	CONFIGURATION DESCRIPTION	PHI	ORBINC	RUDDER	AILRON	REFERENCE INFORMATION
(A77024)	M556 (IA1) NAR ATP BL LV (O1) (T1) (S1)	80.000	0.000	0.000	10.000	SREF 7.4190 30.IN.
(A77034)	M556 (IA1) NAR ATP BL LV (O1) (T1) (S1)	80.000	0.000	0.000	0.000	LREF 5.3120 IN.
(A77034)	DATA NOT AVAILABLE FOR ALL CONDITIONS	80.000	-1.200	0.000	10.000	BREF 5.3120 IN.
(A77018)	M556 (IA1) NAR ATP BL LV (O1) (T1) (S1)	80.000	-1.200	0.000	0.000	XMRP 4.8200 IN.
						YMRP 0.0000 IN.
						ZMRP 0.0000 IN.
						SCALE 0.0040

MACH .90

EFFECT OF AILERON

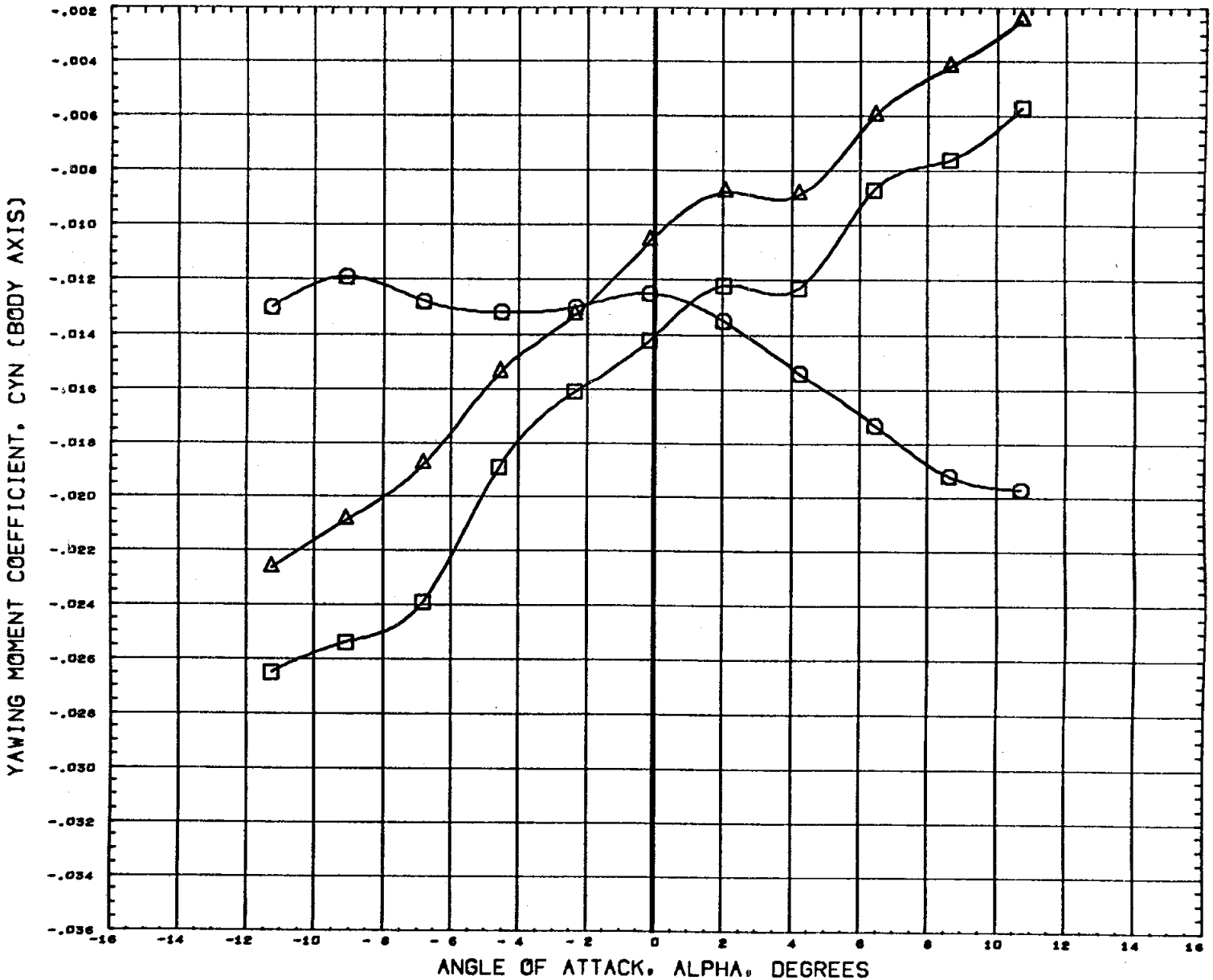


ANGLE OF ATTACK, ALPHA, DEGREES

DATA SET SYMBOL	CONFIGURATION DESCRIPTION	PHI	ORINC	RUDDER	AILRON	REFERENCE INFORMATION
(A77024)	M556 (IA1) NAR ATP BL LV (O1) (T1) (S1)	80.000	0.000	0.000	10.000	SREF 7.4190 SQ. IN.
(A77014)	M556 (IA1) NAR ATP BL LV (O1) (T1) (S1)	80.000	0.000	0.000	0.000	LREF 5.3120 IN.
(A77034)	DATA NOT AVAILABLE FOR ALL CONDITIONS	80.000	-1.200	0.000	10.000	BREF 5.3120 IN.
(A77018)	M556 (IA1) NAR ATP BL LV (O1) (T1) (S1)	80.000	-1.200	0.000	0.000	XHRP 4.8200 IN. YHRP 0.0000 IN. ZHRP 0.0000 IN. SCALE 0.0040

MACH 1.00

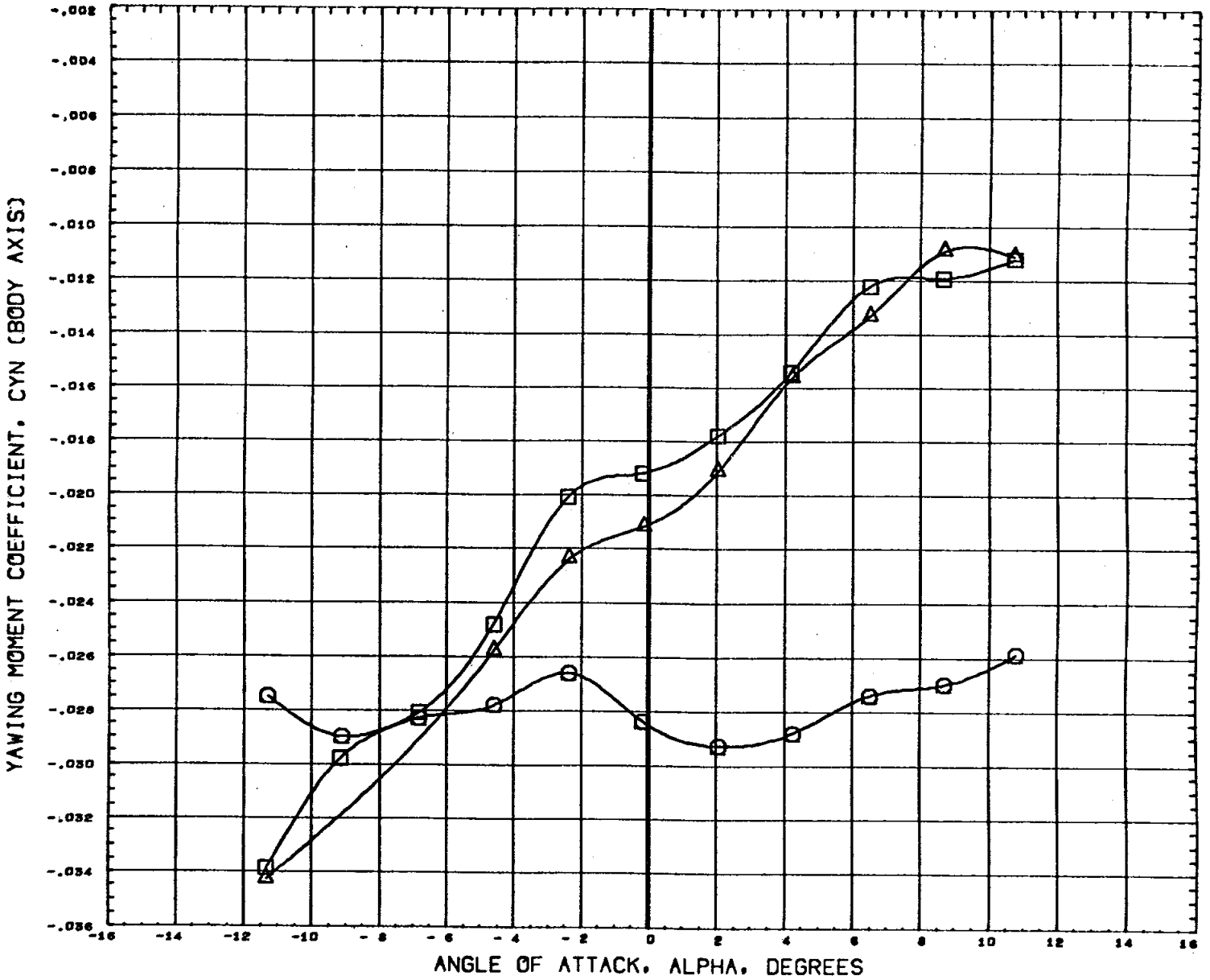
EFFECT OF AILERON



DATA SET SYMBOL	CONFIGURATION DESCRIPTION	PHI	ORBINC	RUDDER	AILRON	REFERENCE INFORMATION
(A77024)	M556 (IA1) NAR ATP BL LV (O1) (T1) (S1)	80.000	0.000	0.000	10.000	SREF 7.4190 34. IN.
(A77014)	M556 (IA1) NAR ATP BL LV (O1) (T1) (S1)	80.000	0.000	0.000	0.000	LREF 9.3120 IN.
(A77034)	DATA NOT AVAILABLE FOR ALL CONDITIONS	80.000	-1.200	0.000	10.000	BREF 9.3120 IN.
(A77018)	M556 (IA1) NAR ATP BL LV (O1) (T1) (S1)	80.000	-1.200	0.000	0.000	XMRP 4.8200 IN. YMRP 0.0000 IN. ZMRP 0.0000 IN. SCALE 0.0040

MACH 1.20

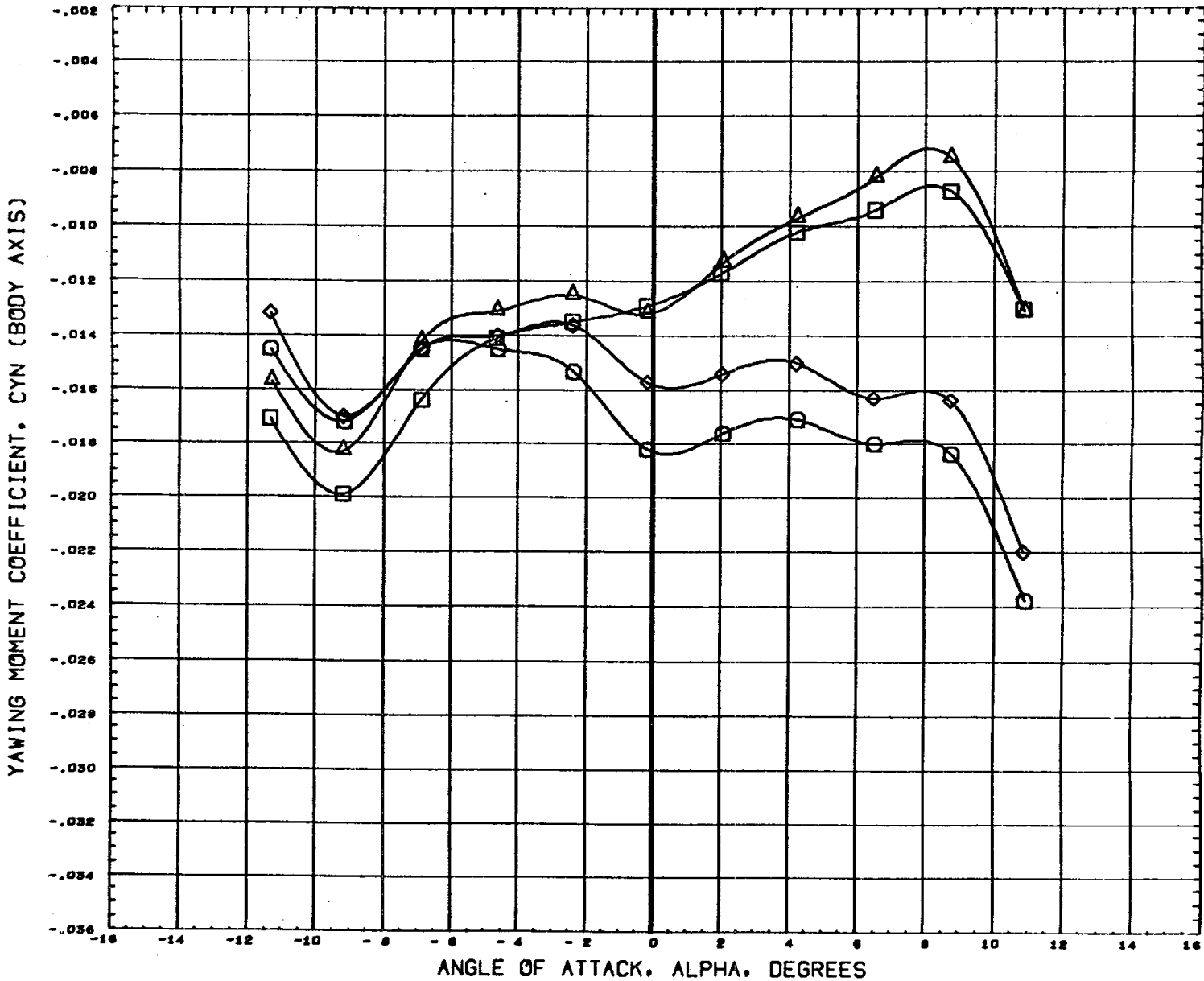
EFFECT OF AILERON



DATA SET SYMBOL	CONFIGURATION DESCRIPTION	PHI	ORBINC	RUDDER	AILRON	REFERENCE INFORMATION
(A77024)	M556 (IA1) NAR ATP BL LV (O1) (T1) (S1)	80.000	0.000	0.000	10.000	SREF 7.4190 36. IN.
(A77014)	M556 (IA1) NAR ATP BL LV (O1) (T1) (S1)	80.000	0.000	0.000	0.000	LREF 5.3120 IN.
(A77034)	DATA NOT AVAILABLE FOR ALL CONDITIONS	80.000	-1.200	0.000	10.000	BREF 5.3120 IN.
(A77018)	M556 (IA1) NAR ATP BL LV (O1) (T1) (S1)	80.000	-1.200	0.000	0.000	XMRP 4.8200 IN. YMRP 0.0000 IN. ZMRP 0.0000 IN. SCALE 0.0040

MACH 1.46

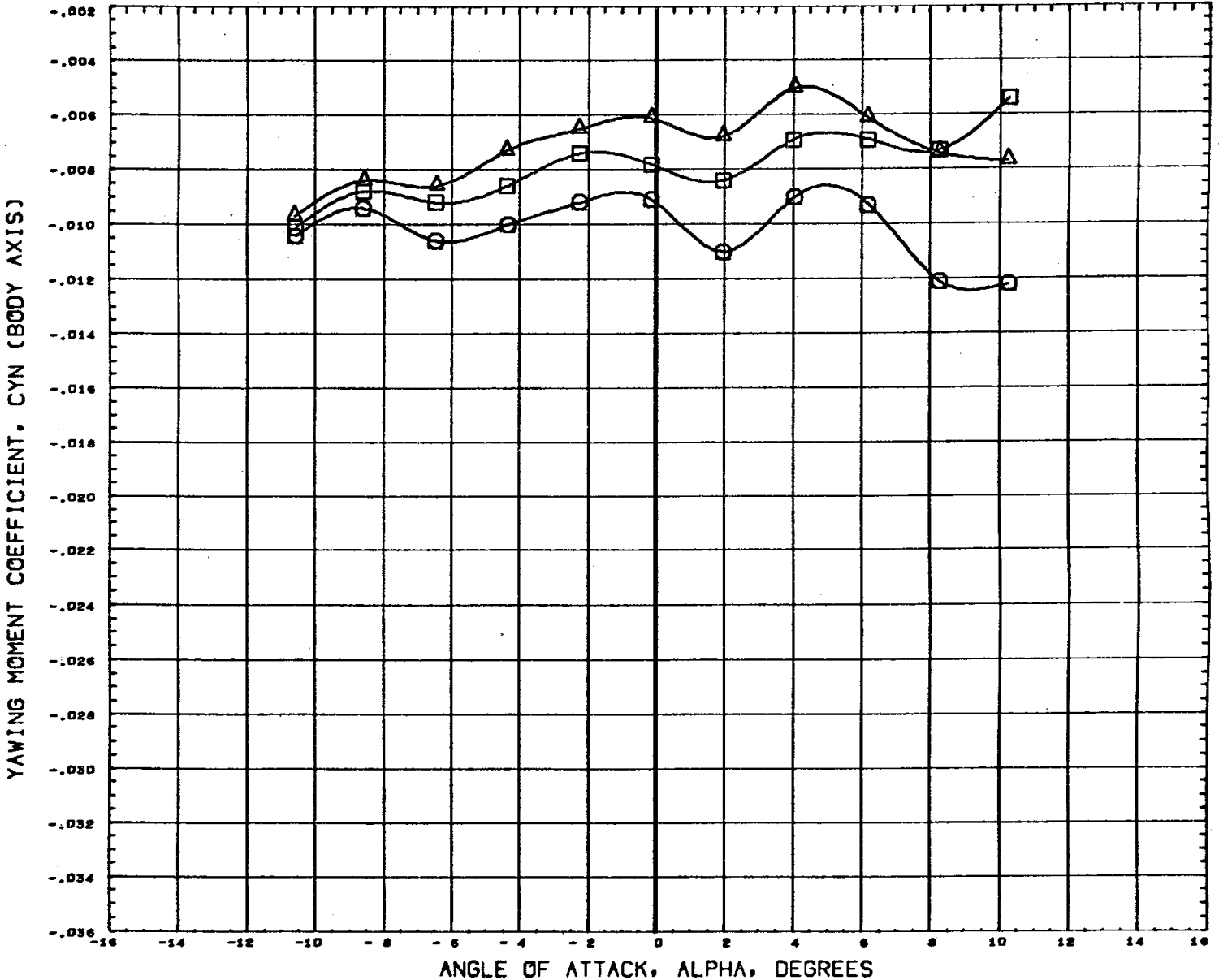
EFFECT OF AILERON



DATA SET SYMBOL	CONFIGURATION DESCRIPTION	PHI	ORBINC	RUDDER	AILRON	REFERENCE INFORMATION
(A77024)	M556 (IA1) NAR ATP BL LV (O1) (T1) (S1)	80.000	0.000	0.000	10.000	SREF 7.4190 36 IN.
(A77014)	M556 (IA1) NAR ATP BL LV (O1) (T1) (S1)	80.000	0.000	0.000	0.000	LREF 5.3120 IN.
(A77034)	M556 (IA1) NAR ATP BL LV (O1) (T1) (S1)	80.000	-1.200	0.000	10.000	BREF 5.3120 IN.
(A77016)	M556 (IA1) NAR ATP BL LV (O1) (T1) (S1)	80.000	-1.200	0.000	0.000	XMRP 4.6200 IN. YMRP 0.0000 IN. ZMRP 0.0000 IN. SCALE 0.0040

MACH 1.96

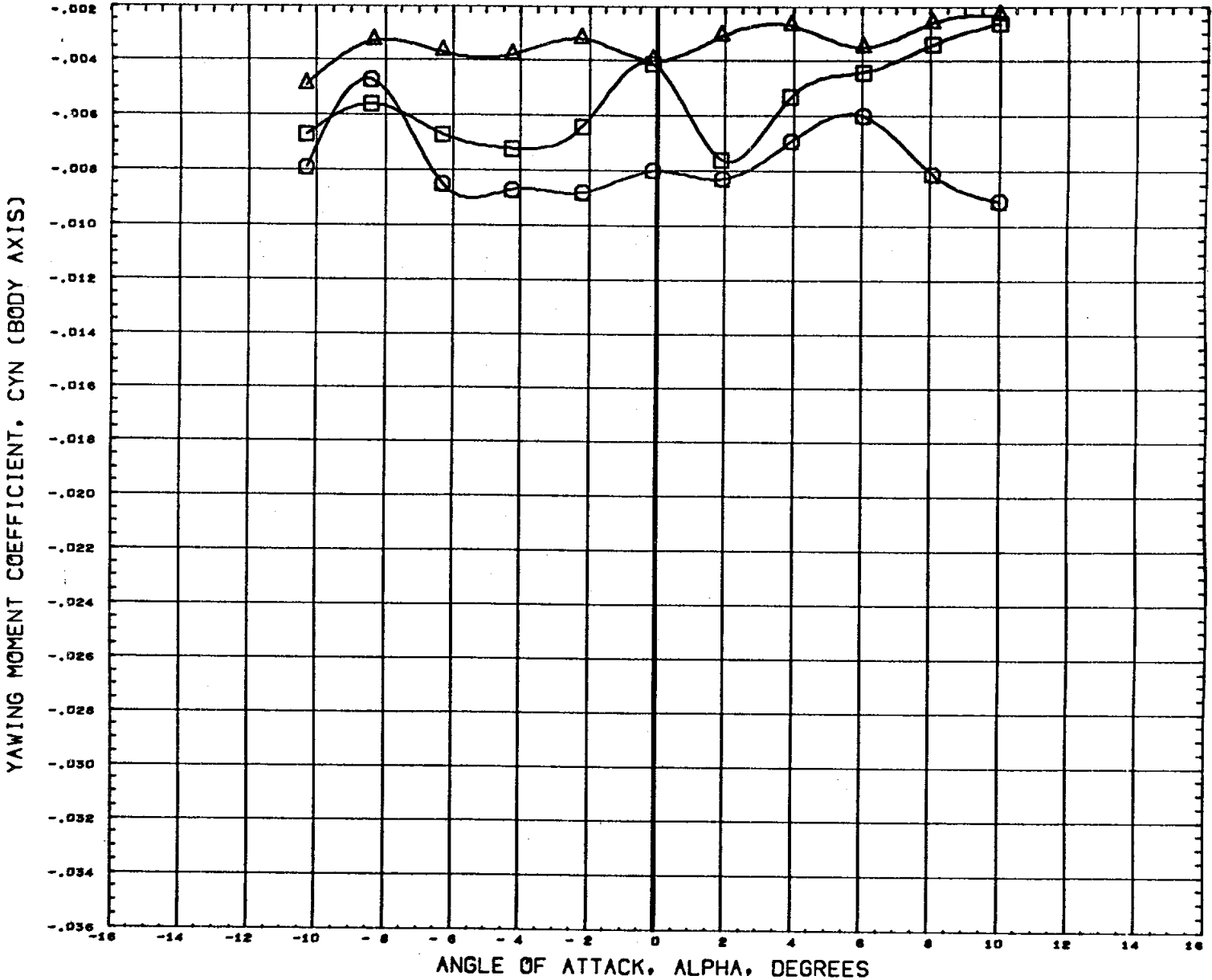
EFFECT OF AILERON



DATA SET SYMBOL	CONFIGURATION DESCRIPTION	PHI	ORBINC	RUDDER	AILRON	REFERENCE INFORMATION
(A77024)	M556 (IA1) NAR ATP BL LV (O1) (T1) (S1)	80.000	0.000	0.000	10.000	SREF 7.4190 38. IN.
(A77014)	M556 (IA1) NAR ATP BL LV (O1) (T1) (S1)	80.000	0.000	0.000	0.000	LREF 5.3120 IN.
(A77034)	DATA NOT AVAILABLE FOR ALL CONDITIONS	80.000	-1.200	0.000	10.000	BREF 5.3120 IN.
(A77018)	M556 (IA1) NAR ATP BL LV (O1) (T1) (S1)	80.000	-1.200	0.000	0.000	XMRP 4.8200 IN. YMRP 0.0000 IN. ZMRP 0.0000 IN. SCALE 0.0040

MACH 2.99

EFFECT OF AILERON



DATA SET SYMBOL	CONFIGURATION DESCRIPTION	PHI	ORBINC	RUDDER	AILRON	REFERENCE INFORMATION
(A77024)	M556 (IA1) NAR ATP BL LV (O1) (T1) (S1)	80.000	0.000	0.000	10.000	SREF 7.4190 90. IN.
(A77014)	M556 (IA1) NAR ATP BL LV (O1) (T1) (S1)	80.000	0.000	0.000	0.000	LREF 5.3120 IN.
(A77034)	DATA NOT AVAILABLE FOR ALL CONDITIONS	80.000	-1.200	0.000	10.000	SREF 5.3120 IN.
(A77018)	M556 (IA1) NAR ATP BL LV (O1) (T1) (S1)	80.000	-1.200	0.000	0.000	XMRP 4.6200 IN. YMRP 0.0000 IN. ZMRP 0.0000 IN. SCALE 0.0040

MACH 4.96

EFFECT OF AILERON

ROLLING MOMENT COEFFICIENT, CBL (BODY AXIS)

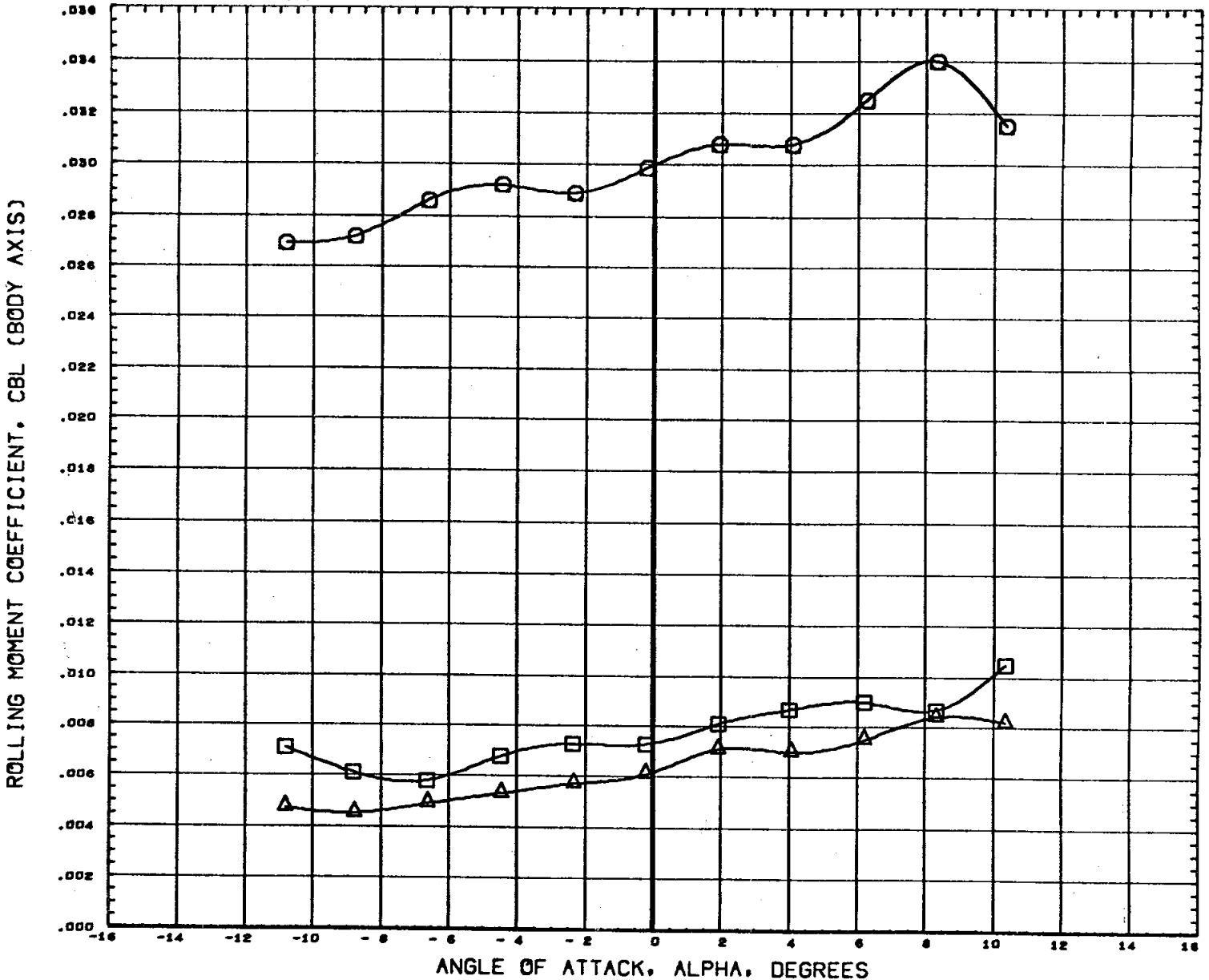


ANGLE OF ATTACK, ALPHA, DEGREES

DATA SET SYMBOL	CONFIGURATION DESCRIPTION	PHI	ORBINC	RUDDER	AILRON	REFERENCE INFORMATION
(A77024)	DATA NOT AVAILABLE FOR ALL CONDITIONS	80.000	0.000	0.000	10.000	SREF 7.4190 sq. IN.
(A77014)	DATA NOT AVAILABLE FOR ALL CONDITIONS	80.000	0.000	0.000	0.000	LREF 5.3120 IN.
(A77034)	DATA NOT AVAILABLE FOR ALL CONDITIONS	80.000	-1.200	0.000	10.000	BREF 5.3120 IN.
(A77010)	M556 (IA1) NAR ATP BL LV (O1) (T1) (S1)	80.000	-1.200	0.000	0.000	XMRP 4.8200 IN. YMRP 0.0000 IN. ZMRP 0.0000 IN. SCALE 0.0040

MACH .60

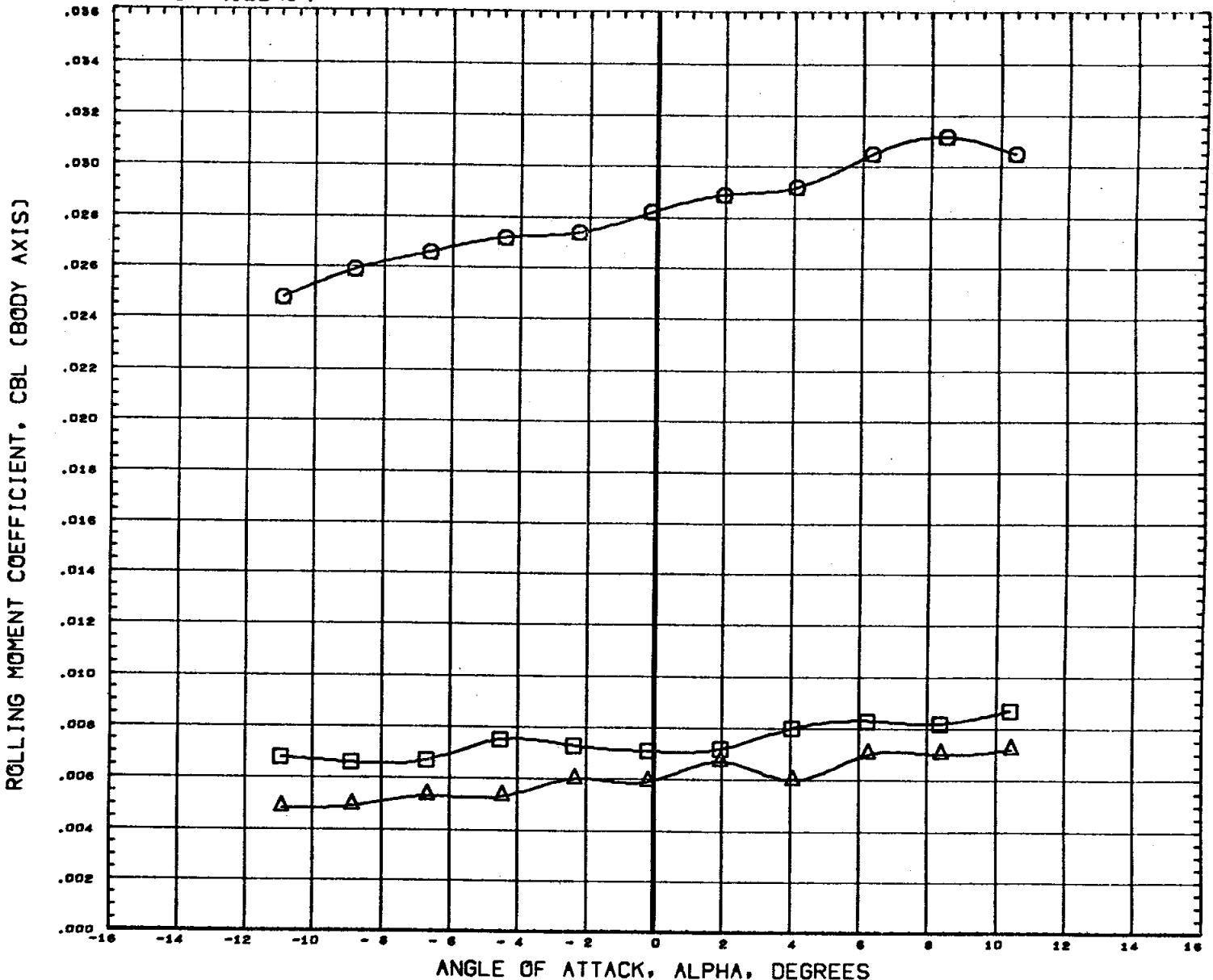
EFFECT OF AILERON



DATA SET SYMBOL	CONFIGURATION DESCRIPTION	PHI	ORBINC	RUDDER	AILRON	REFERENCE INFORMATION
(A77024)	M556 (IA1) NAR ATP BL LV (O1) (T1) (S1)	80.000	0.000	0.000	10.000	SREF 7.4190 SQ. IN.
(A77014)	M556 (IA1) NAR ATP BL LV (O1) (T1) (S1)	80.000	0.000	0.000	0.000	LREF 9.3120 IN.
(A77034)	DATA NOT AVAILABLE FOR ALL CONDITIONS	80.000	-1.200	0.000	10.000	BREF 9.3120 IN.
(A77018)	M556 (IA1) NAR ATP BL LV (O1) (T1) (S1)	80.000	-1.200	0.000	0.000	XMRP 4.8200 IN. YMRP 0.0000 IN. ZMRP 0.0000 IN. SCALE 0.0040

MACH .80

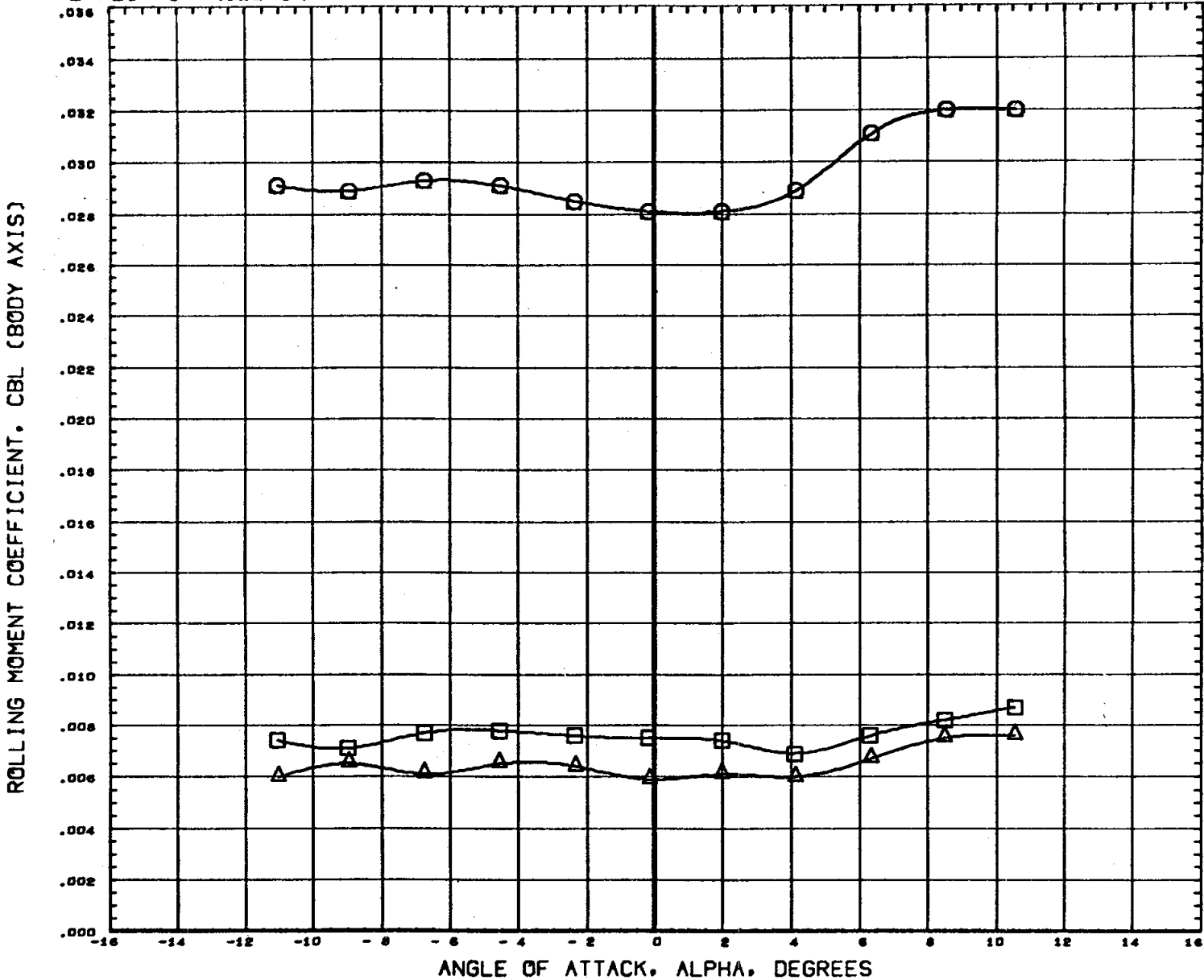
EFFECT OF AILERON



DATA SET SYMBOL	CONFIGURATION DESCRIPTION	PHI	ORBINC	RUDDER	AILRON	REFERENCE INFORMATION
(A77024)	M556 (IA1) NAR ATP BL LV (O1) (T1) (S1)	80.000	0.000	0.000	10.000	SREF 7.4190 38. IN.
(A77014)	M556 (IA1) NAR ATP BL LV (O1) (T1) (S1)	80.000	0.000	0.000	0.000	LREF 5.3120 IN.
(A77034)	DATA NOT AVAILABLE FOR ALL CONDITIONS	80.000	-1.200	0.000	10.000	BREF 5.3120 IN.
(A77018)	M556 (IA1) NAR ATP BL LV (O1) (T1) (S1)	80.000	-1.200	0.000	0.000	XMRP 4.8200 IN. YMRP 0.0000 IN. ZMRP 0.0000 IN. SCALE 0.0040

MACH .90

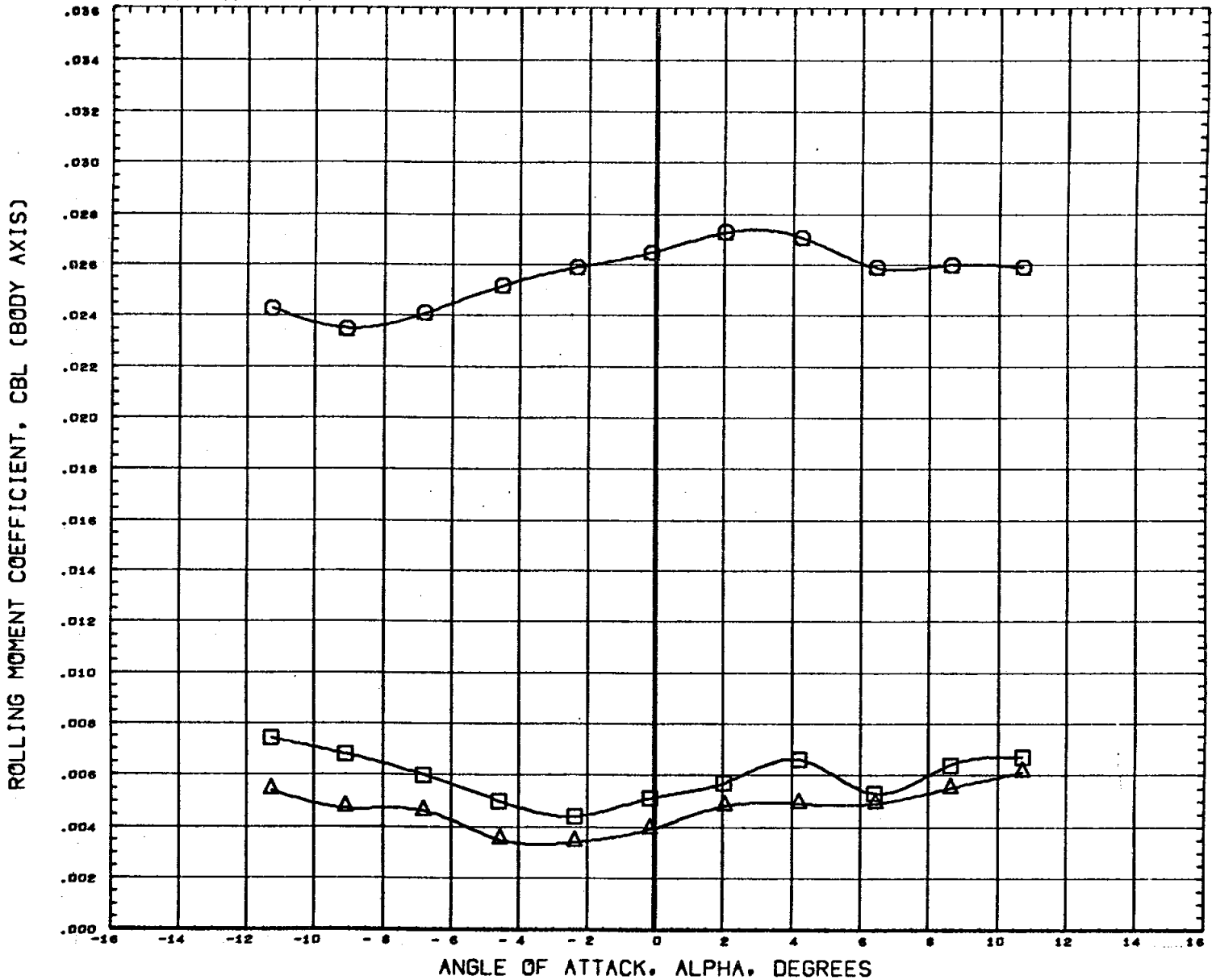
EFFECT OF AILERON



DATA SET SYMBOL	CONFIGURATION DESCRIPTION	PHI	ORBINC	RUDDER	AILRON	REFERENCE INFORMATION
(A77024)	M556 (IA1) NAR ATP BL LV (O1) (T1) (S1)	80.000	0.000	0.000	10.000	SREF 7.4190 34. IN.
(A77014)	M556 (IA1) NAR ATP BL LV (O1) (T1) (S1)	80.000	0.000	0.000	0.000	LREF 5.3120 IN.
(A77034)	DATA NOT AVAILABLE FOR ALL CONDITIONS	80.000	-1.200	0.000	10.000	BREF 5.3120 IN.
(A77018)	M556 (IA1) NAR ATP BL LV (O1) (T2) (S1)	80.000	-1.200	0.000	0.000	XHRP 4.8200 IN. YHRP 0.0000 IN. ZHRP 0.0000 IN. SCALE 0.0040

MACH 1.00

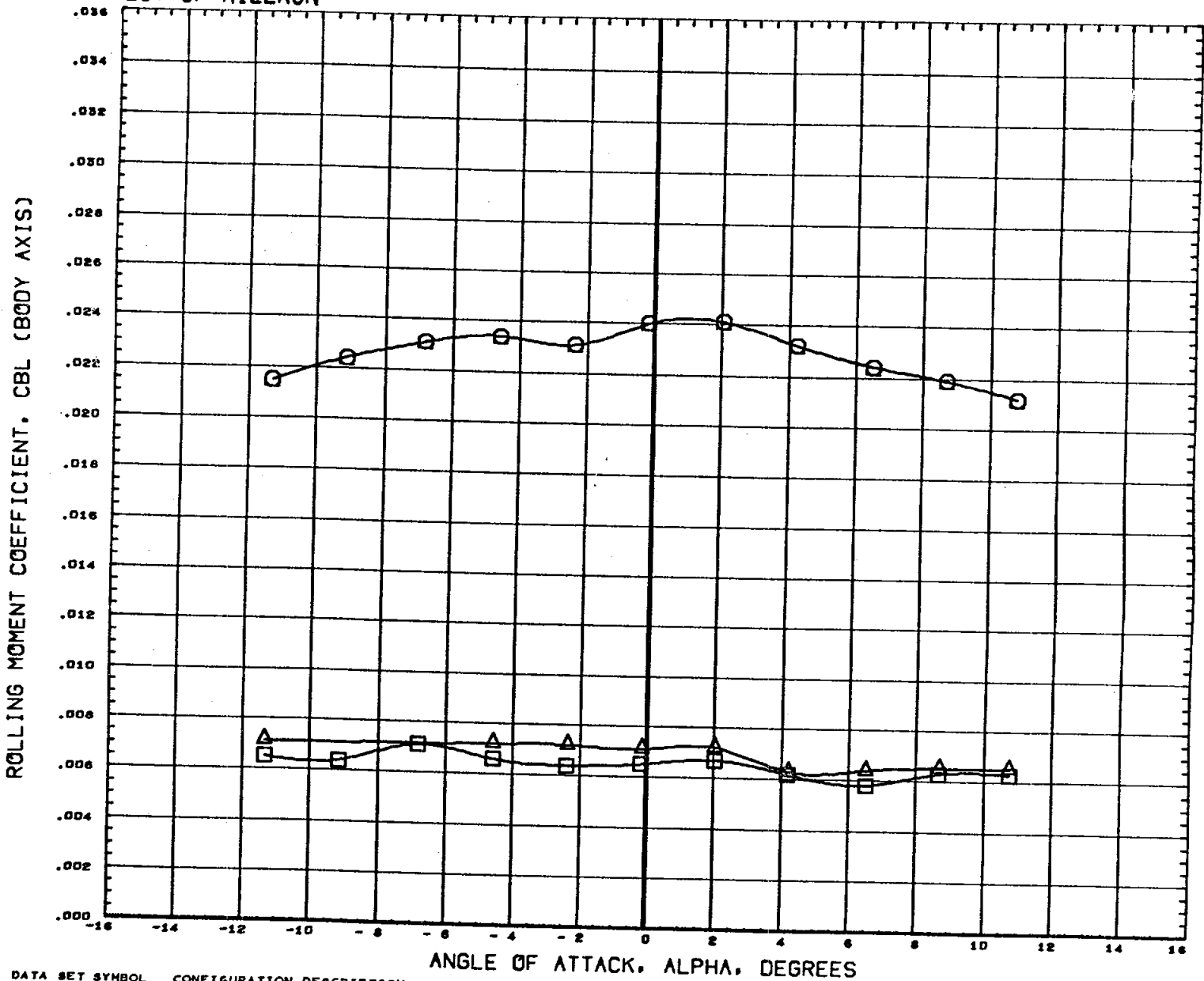
EFFECT OF AILERON



DATA SET SYMBOL	CONFIGURATION DESCRIPTION	PHI	ORBINC	RUDDER	AILRON	REFERENCE INFORMATION
(A77024)	M556 (IA1) NAR ATP BL LV (O1) (T1) (S1)	60.000	0.000	0.000	10.000	SREF 7.4190 SQ. IN.
(A77014)	M556 (IA1) NAR ATP BL LV (O1) (T1) (S1)	60.000	0.000	0.000	0.000	LREF 5.3120 IN.
(A77034)	DATA NOT AVAILABLE FOR ALL CONDITIONS	60.000	-1.200	0.000	10.000	BREF 5.3120 IN.
(A77018)	M556 (IA1) NAR ATP BL LV (O1) (T1) (S1)	60.000	-1.200	0.000	0.000	XMRP 4.6200 IN. YMRP 0.0000 IN. ZMRP 0.0000 IN. SCALE 0.0040

MACH 1.20

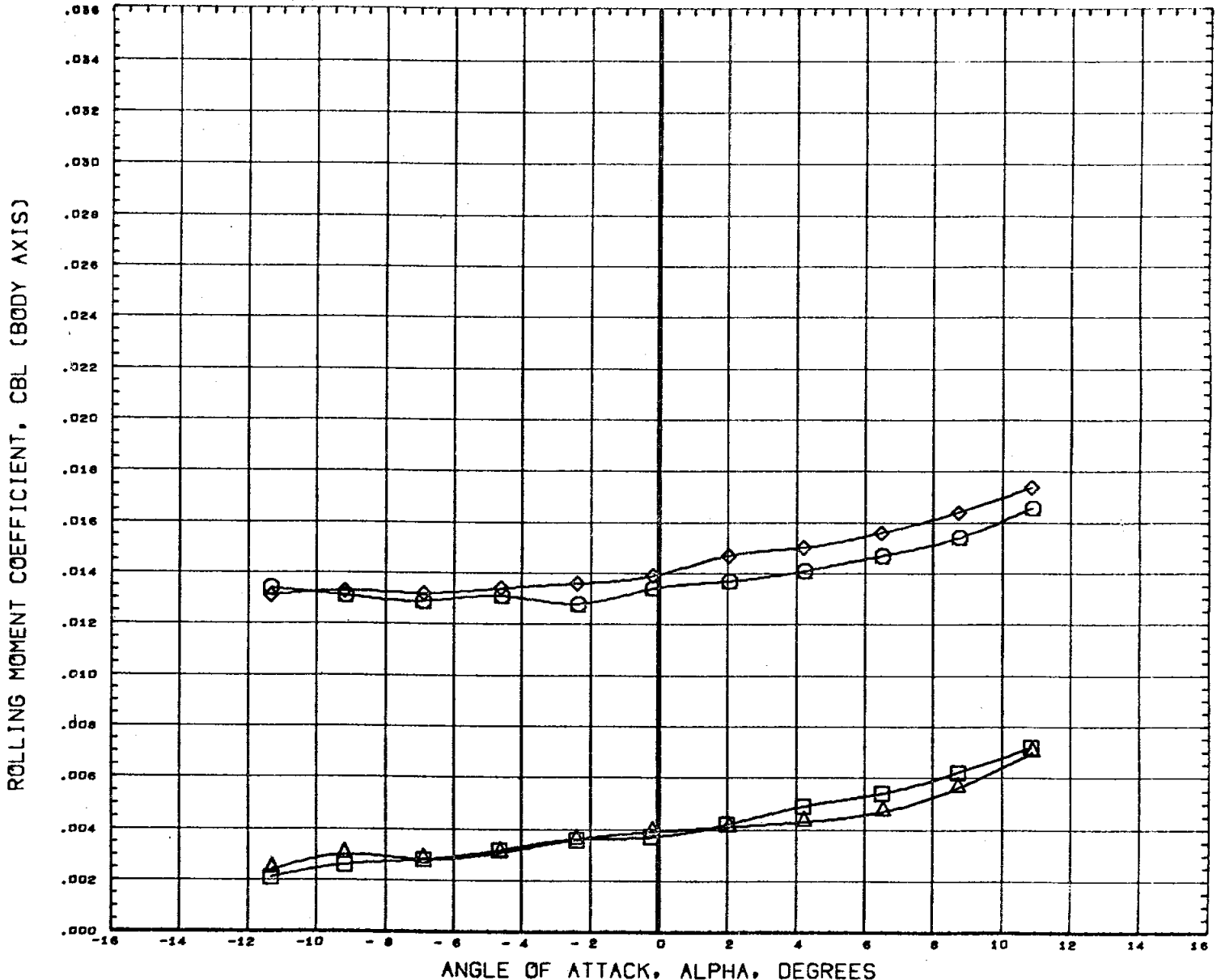
EFFECT OF AILERON



DATA SET SYMBOL	CONFIGURATION DESCRIPTION	PHI	ORBINC	RUDDER	AILRON	REFERENCE INFORMATION
(A77024)	M556 (IA1) NAR ATP BL LV (O1) (T1) (S1)	80.000	0.000	0.000	10.000	SREF 7.4190 30. IN.
(A77014)	M556 (IA1) NAR ATP BL LV (O1) (T1) (S1)	80.000	0.000	0.000	0.000	LREF 5.3120 IN.
(A77034)	DATA NOT AVAILABLE FOR ALL CONDITIONS	80.000	-1.200	0.000	10.000	BREF 5.3120 IN.
(A77018)	M556 (IA1) NAR ATP BL LV (O1) (T1) (S1)	80.000	-1.200	0.000	0.000	XMRP 4.8200 IN. YMRP 0.0000 IN. ZMRP 0.0000 IN. SCALE 0.0040

MACH 1.46

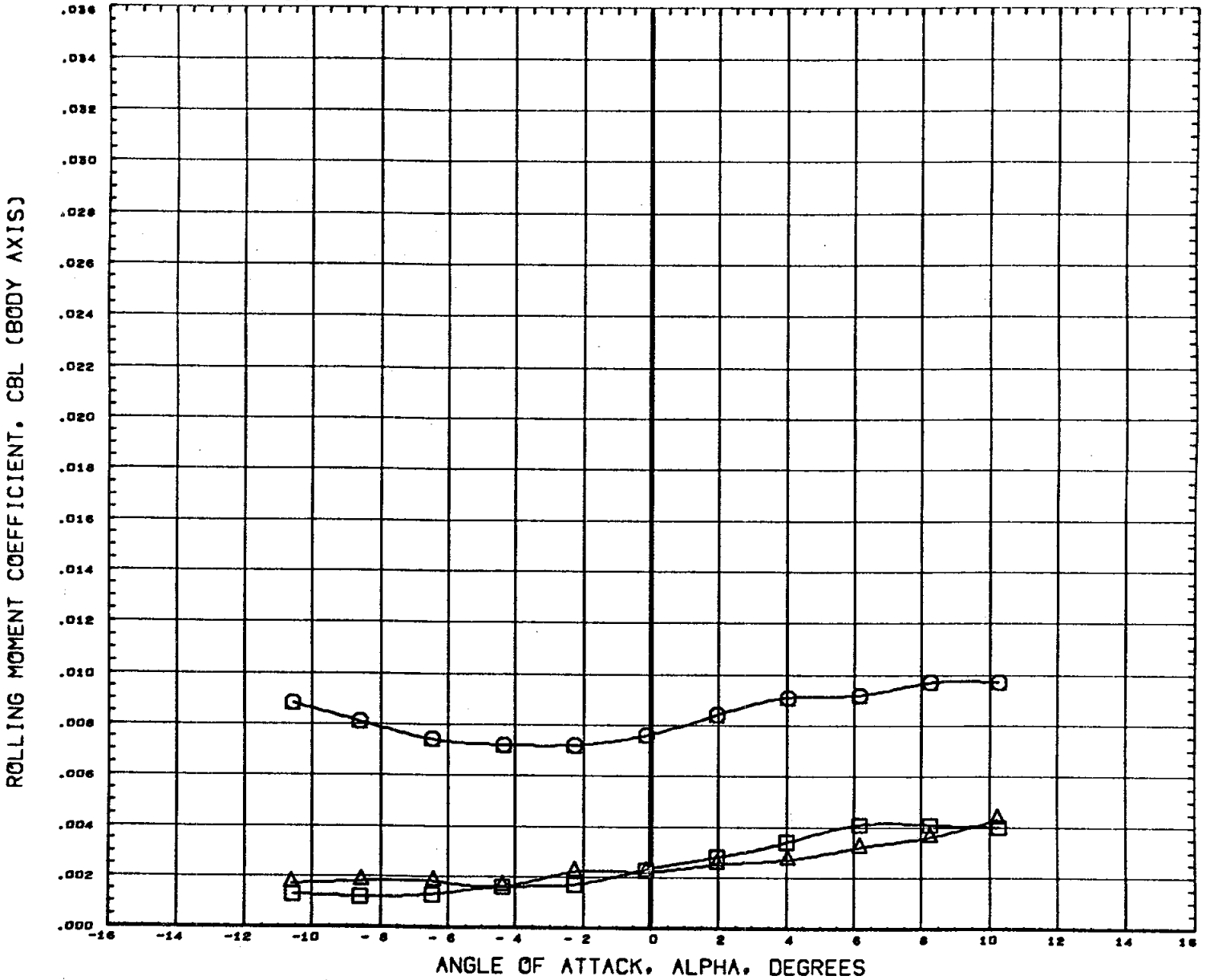
EFFECT OF AILERON



DATA SET SYMBOL	CONFIGURATION DESCRIPTION	PHI	ORBINC	RUDDER	AILRON	REFERENCE INFORMATION
(A77024)	M556 (IA1) NAR ATP BL LV (O1) (T1) (S1)	80.000	0.000	0.000	10.000	SREF 7.4190 SQ. IN.
(A77014)	M556 (IA1) NAR ATP BL LV (O1) (T1) (S1)	80.000	0.000	0.000	0.000	LREF 5.3120 IN.
(A77034)	M556 (IA1) NAR ATP BL LV (O1) (T1) (S1)	80.000	-1.200	0.000	10.000	BREF 5.3120 IN.
(A77016)	M556 (IA1) NAR ATP BL LV (O1) (T1) (S1)	80.000	-1.200	0.000	0.000	XMRP 4.8200 IN. YMRP 0.0000 IN. ZMRP 0.0000 IN. SCALE 0.0040

MACH 1.96

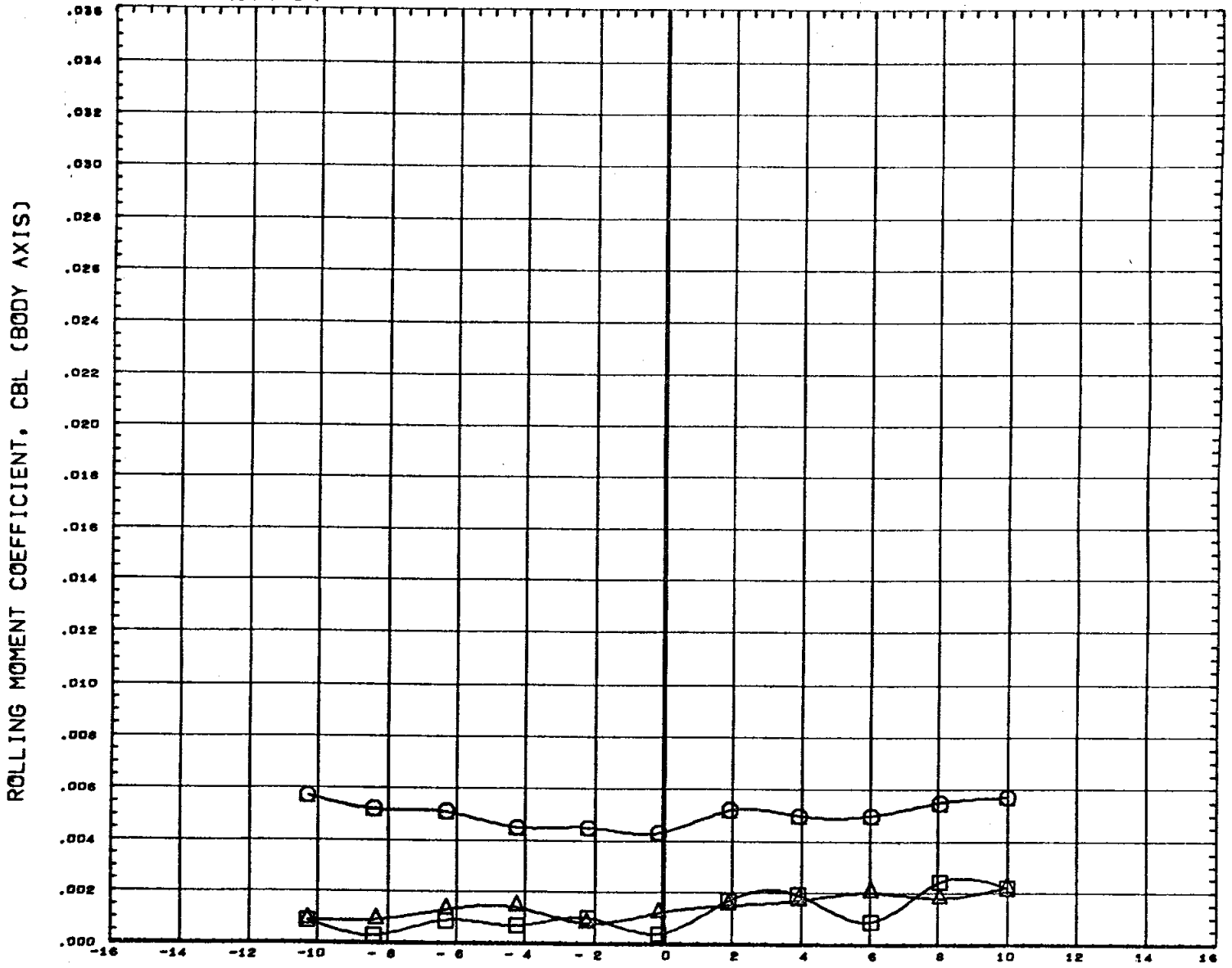
EFFECT OF AILERON



DATA SET SYMBOL	CONFIGURATION DESCRIPTION	PHI	ORBINC	RUDDER	AILRON	REFERENCE INFORMATION
(A77024)	M556 (IA1) NAR ATP BL LV (O1) (T1) (S1)	80.000	0.000	0.000	10.000	SREF 7.4190 SQ. IN.
(A77014)	M556 (IA1) NAR ATP BL LV (O1) (T1) (S1)	80.000	0.000	0.000	0.000	LREF 5.3120 IN.
(A77034)	DATA NOT AVAILABLE FOR ALL CONDITIONS	80.000	-1.200	0.000	10.000	BREF 5.3120 IN.
(A77018)	M556 (IA1) NAR ATP BL LV (O1) (T1) (S1)	80.000	-1.200	0.000	0.000	XMRP 4.8200 IN. YMRP 0.0000 IN. ZMRP 0.0000 IN. SCALE 0.0040

MACH 2.99


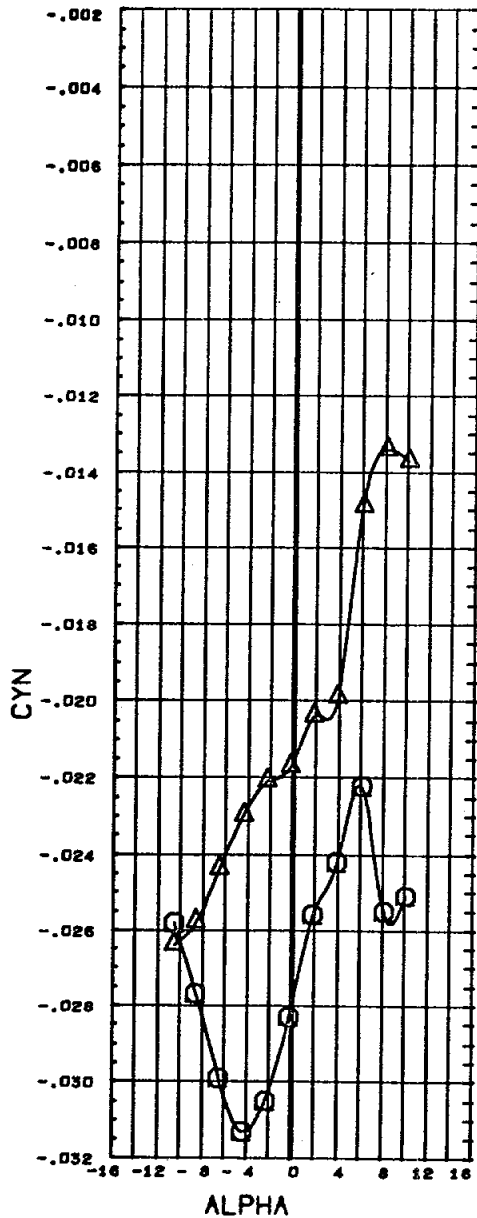
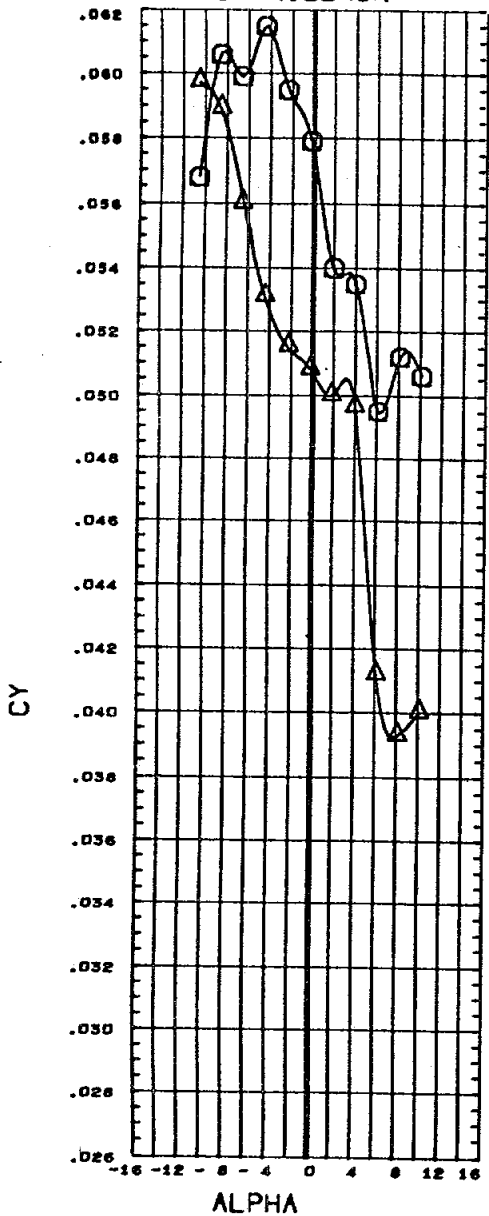
EFFECT OF AILERON



ANGLE OF ATTACK, ALPHA, DEGREES

DATA SET SYMBOL	CONFIGURATION DESCRIPTION	PHI	ORBINC	RUDDER	AILRON	REFERENCE INFORMATION	
(A77024)	M556 (IA1) NAR ATP BL LV (O1) (T1) (S1)	80.000	0.000	0.000	10.000	SREF	7.4190 sq. in.
(A77014)	M556 (IA1) NAR ATP BL LV (O1) (T1) (S1)	80.000	0.000	0.000	0.000	LREF	5.3120 in.
(A77034)	DATA NOT AVAILABLE FOR ALL CONDITIONS	80.000	-1.200	0.000	10.000	BREF	5.3120 in.
(A77018)	M556 (IA1) NAR ATP BL LV (O1) (T1) (S1)	80.000	-1.200	0.000	0.000	XMRP	4.8200 in.
						YMRP	0.0000 in.
						ZMRP	0.0000 in.
						SCALE	0.0040

EFFECT OF AILERON



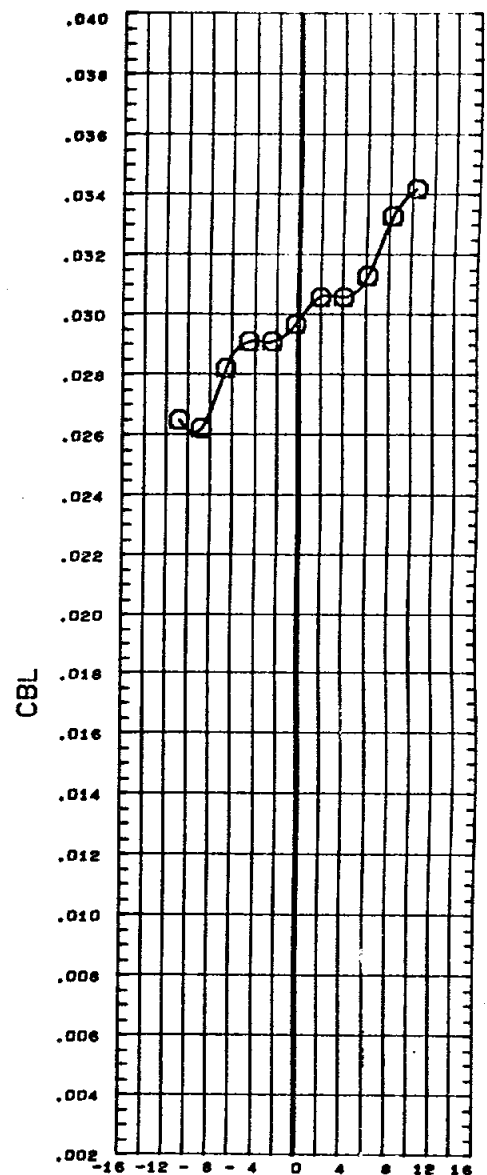
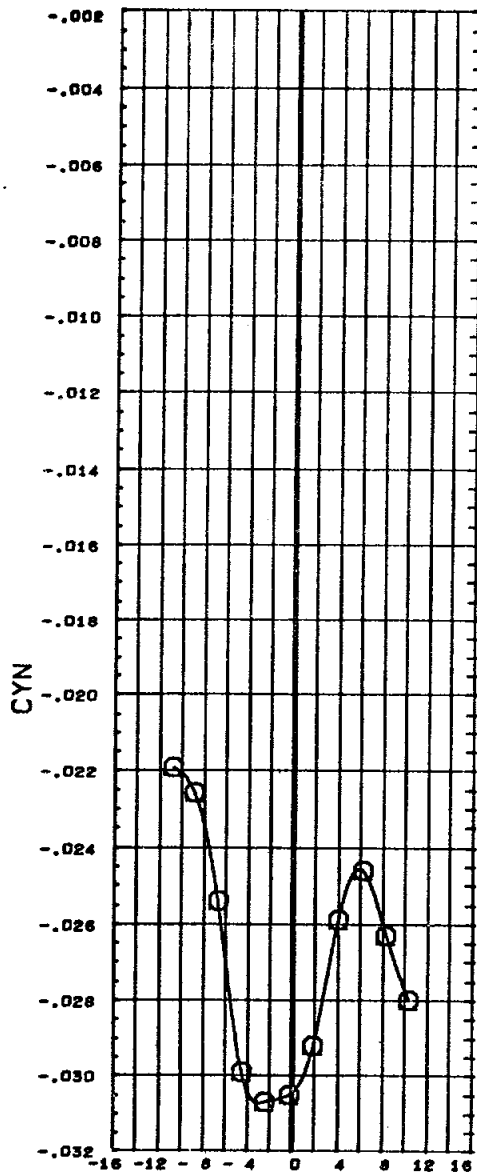
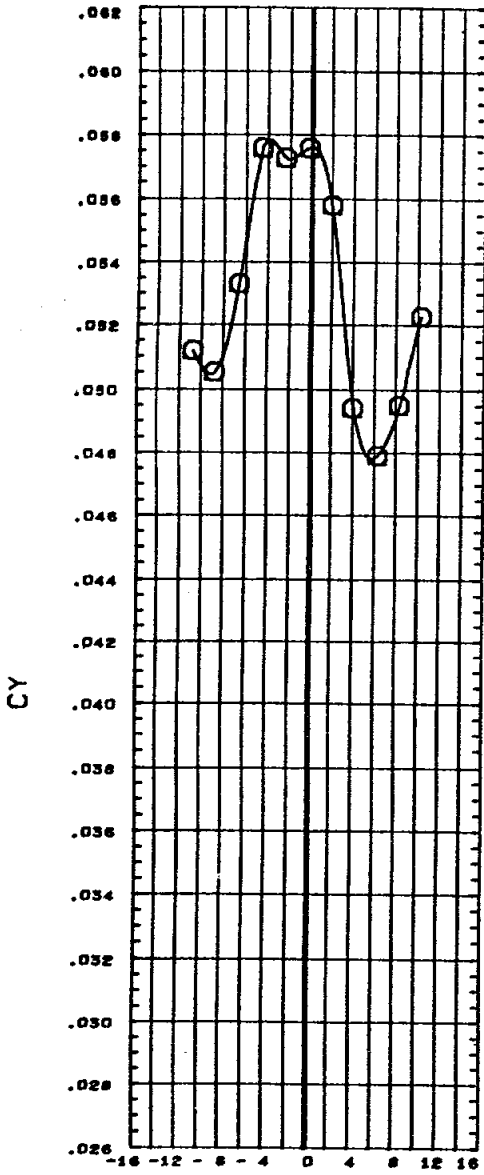
DATA SET SYMBOL	CONFIGURATION DESCRIPTION
(A77026) ○	M556 (IA1) NAR ATP BL LV (O2) (T1) (S1)
(A77016) △	M556 (IA1) NAR ATP BL LV (O2) (T1) (S1)

PHI	ORBINC	RUDDER	AILRON
80.000	0.000	0.000	10.000
80.000	0.000	0.000	0.000

REFERENCE INFORMATION	
SREF	7.4190 sq. IN.
LREF	5.3120 IN.
BREF	5.3120 IN.
XMRP	4.8200 IN.
YMRP	0.0000 IN.
ZMRP	0.0000 IN.
SCALE	0.0040

MACH .60

EFFECT OF AILERON




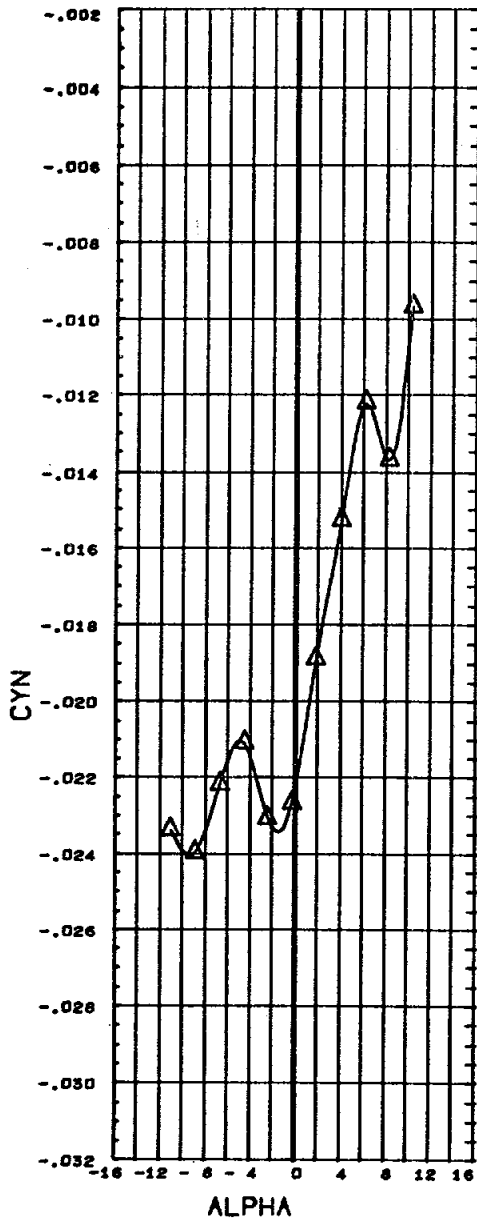
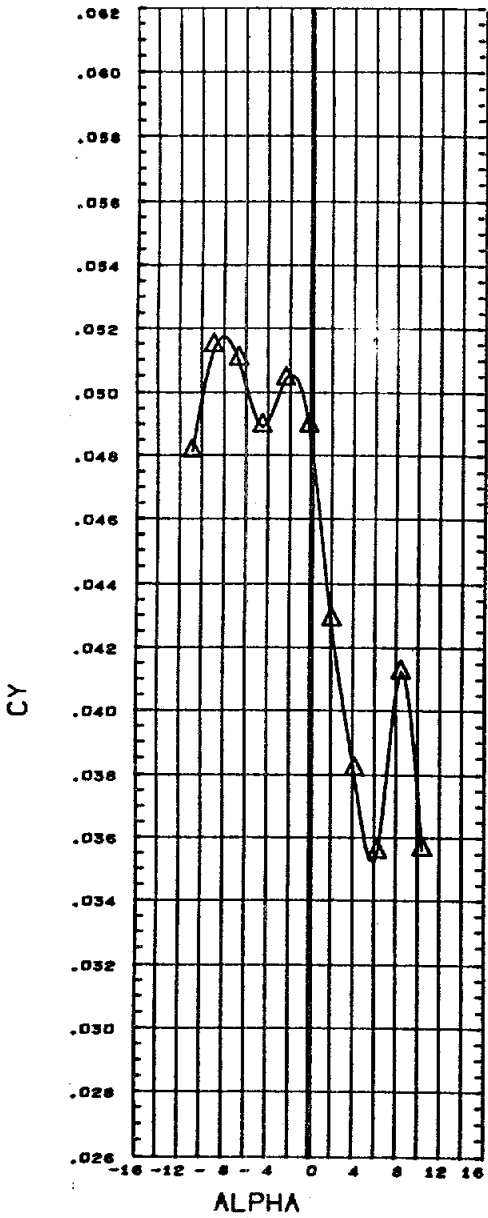
DATA SET SYMBOL CONFIGURATION DESCRIPTION
 (A77026) Q M556 (IA1) NAR ATP BL LV (02) (T1) (S1)
 (A77016) Q DATA NOT AVAILABLE FOR ALL CONDITIONS

PHI ORBINC RUDDER AILRON
 80.000 0.000 0.000 10.000
 80.000 0.000 0.000 0.000

REFERENCE INFORMATION
 SREF 7.4190 30. IN.
 LREF 5.3120 IN.
 BREF 5.3120 IN.
 XMRP 4.8200 IN.
 YMRP 0.0000 IN.
 ZMRP 0.0000 IN.
 SCALE 0.0040

MACH .80

EFFECT OF AILERON


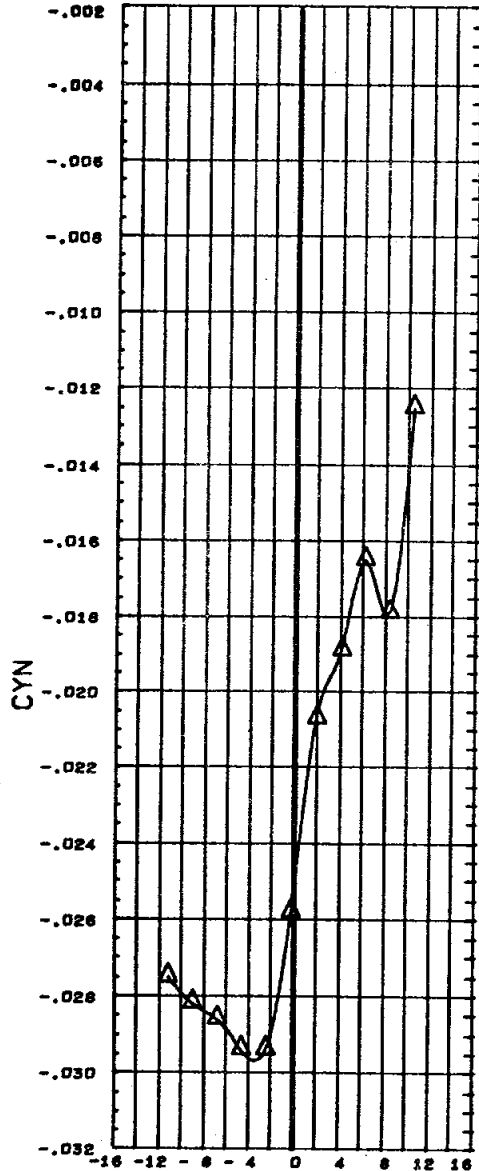
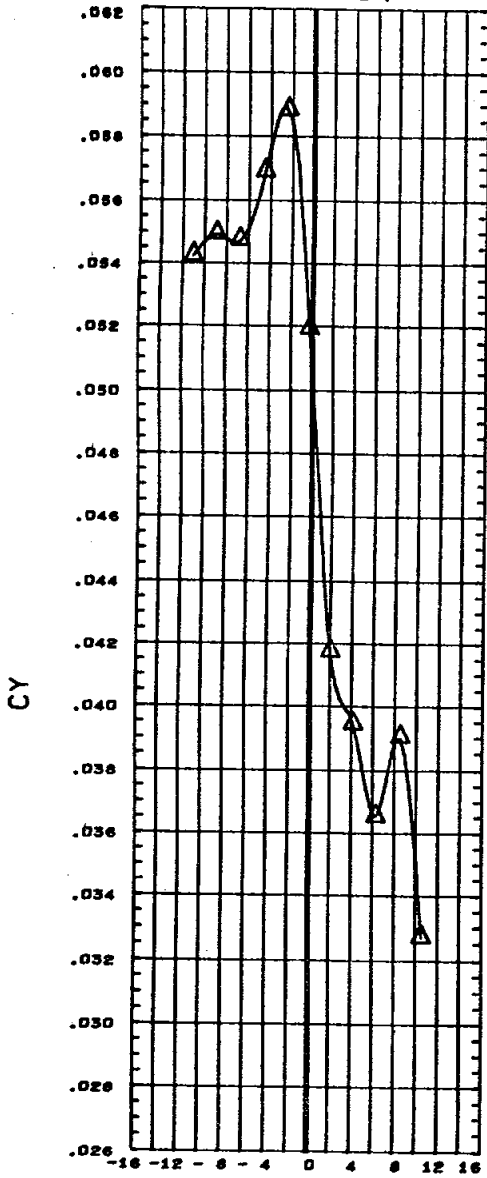


DATA SET SYMBOL CONFIGURATION DESCRIPTION
 (A77026) DATA NOT AVAILABLE FOR ALL CONDITIONS
 (A77016) M556 (IA1) NAR ATP BL LV (O2) (T1) (S1)

PHI	ORBINC	RUDDER	AILRON	REFERENCE INFORMATION
80.000	0.000	0.000	10.000	SREF 7.4190 30. IN.
80.000	0.000	0.000	0.000	LREF 5.3120 IN.
				BREF 5.3120 IN.
				XNRP 4.8200 IN.
				YNRP 0.0000 IN.
				ZNRP 0.0000 IN.
				SCALE 0.0040

MACH .90

EFFECT OF AILERON



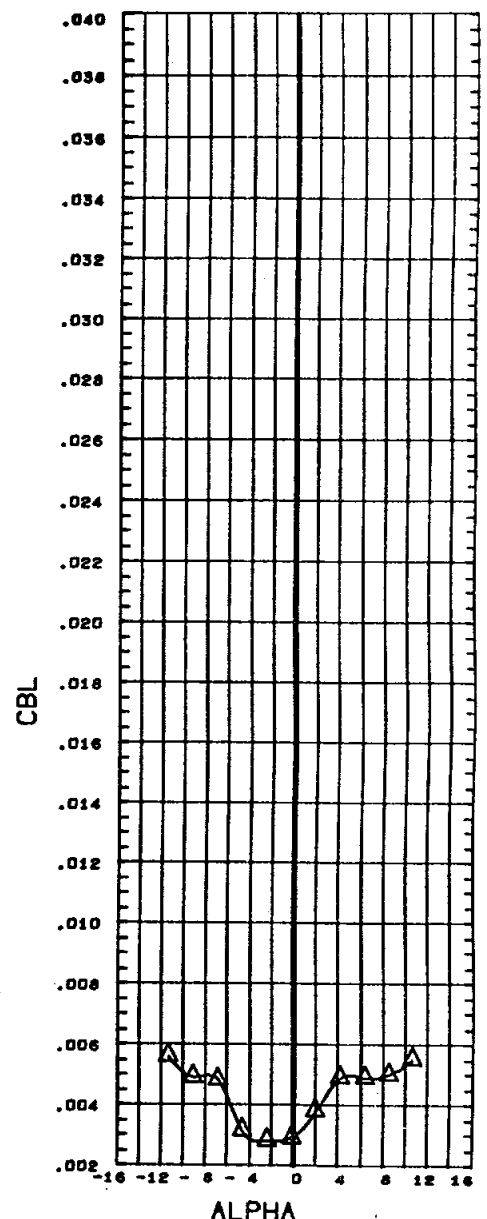
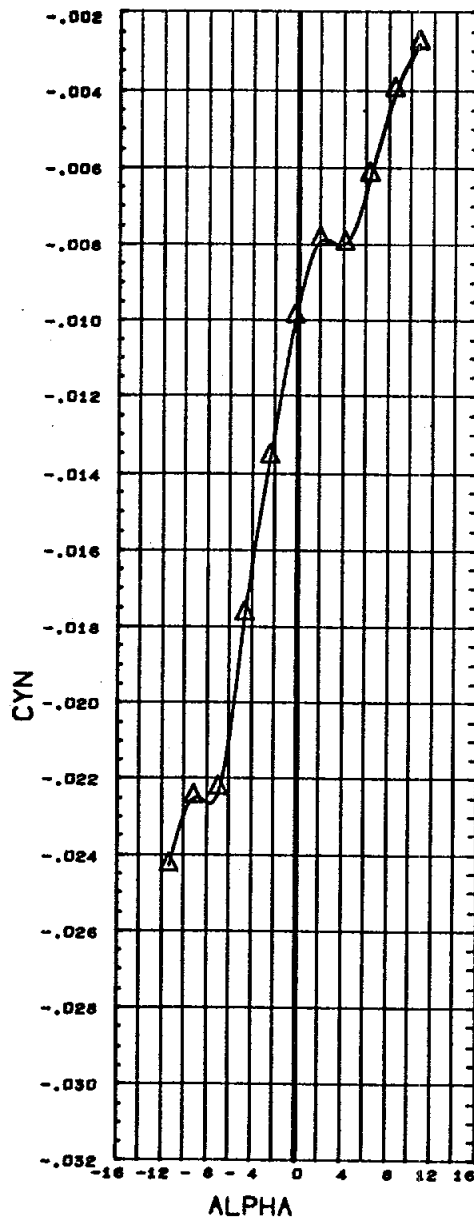
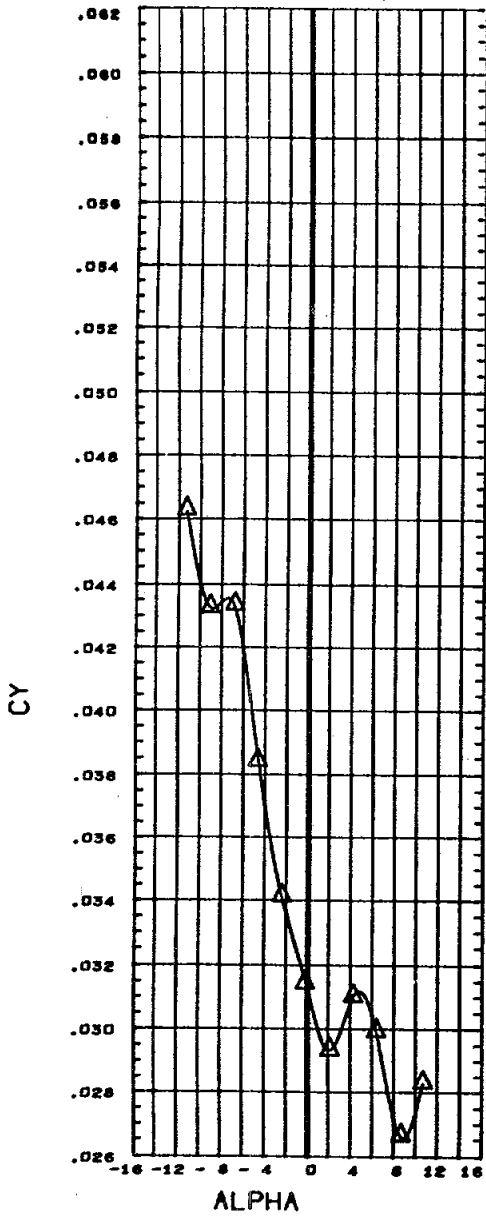
DATA SET SYMBOL (A77026) (A77016) CONFIGURATION DESCRIPTION DATA NOT AVAILABLE FOR ALL CONDITIONS M556 (IA1) NAR ATP BL LV (O2) (T1) (S1)

PHI 80.000 80.000
 ORBINC 0.000 0.000
 RUDDER 0.000 0.000
 AILRON 10.000 0.000

REFERENCE INFORMATION
 SREF 7.4190 59. IN.
 LREF 5.3120 IN.
 BREF 5.3120 IN.
 XMRP 4.8200 IN.
 YMRP 0.0000 IN.
 ZMRP 0.0000 IN.
 SCALE 0.0040

MACH 1.00

EFFECT OF AILERON



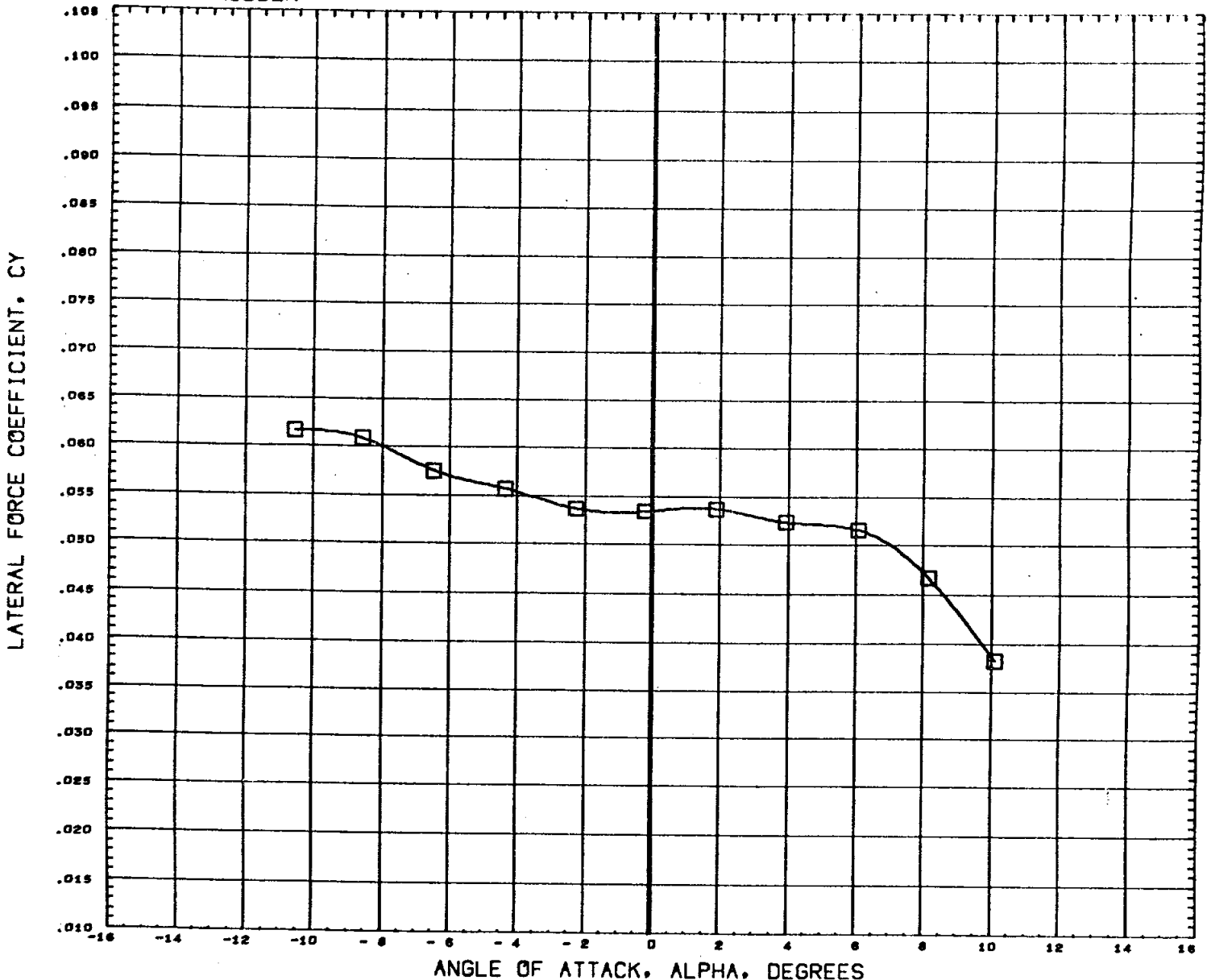
DATA SET SYMBOL CONFIGURATION DESCRIPTION
 (A77026) ○ DATA NOT AVAILABLE FOR ALL CONDITIONS
 (A77016) △ M556 (IA1) NAR ATP BL LV (O2) (T1) (S1)

PHI	ORBINC	RUDDER	AILRON
80.000	0.000	0.000	10.000
80.000	0.000	0.000	0.000

REFERENCE INFORMATION	
SREF	7.4190 SQ. IN.
LREF	5.3120 IN.
BREF	5.3120 IN.
XMRP	4.8200 IN.
YMRP	0.0000 IN.
ZMRP	0.0000 IN.
SCALE	0.0040

MACH 1.20

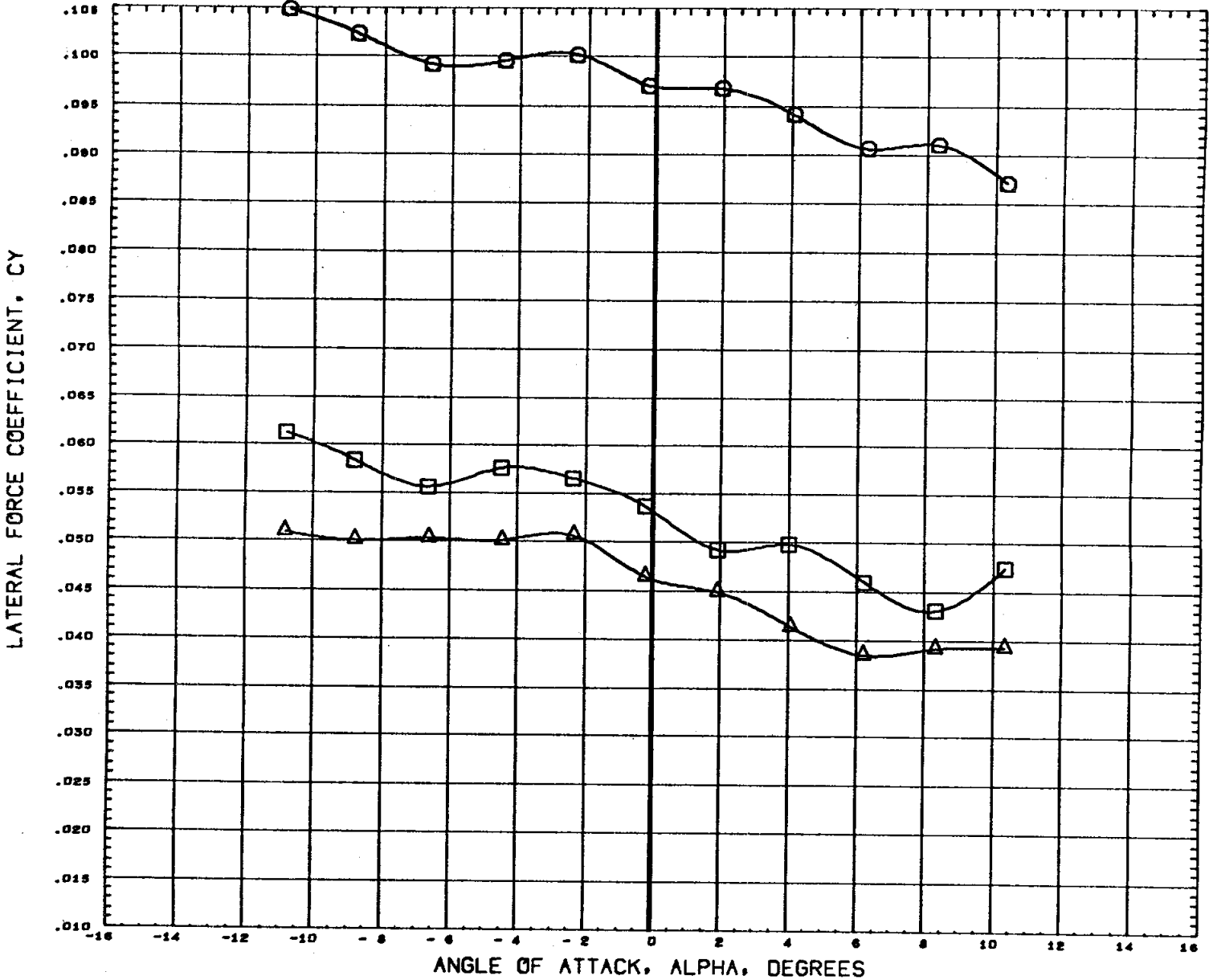
EFFECT OF RUDDER



DATA SET SYMBOL	CONFIGURATION DESCRIPTION	PHI	ORBINC	RUDDER	AILRON	REFERENCE INFORMATION
(A77028)	DATA NOT AVAILABLE FOR ALL CONDITIONS	80.000	0.000	15.000	0.000	SREF 7.4190 SQ. IN.
(A77014)	DATA NOT AVAILABLE FOR ALL CONDITIONS	80.000	0.000	0.000	0.000	LREF 5.3120 IN.
(A77036)	DATA NOT AVAILABLE FOR ALL CONDITIONS	80.000	-1.200	15.000	0.000	BREF 5.3120 IN.
(A77018)	M556 (IA1) NAR ATP BL LV (O1) (T1) (S1)	80.000	-1.200	0.000	0.000	XMRP 4.8200 IN. YMRP 0.0000 IN. ZMRP 0.0000 IN. SCALE 0.0040

MACH .60

EFFECT OF RUDDER

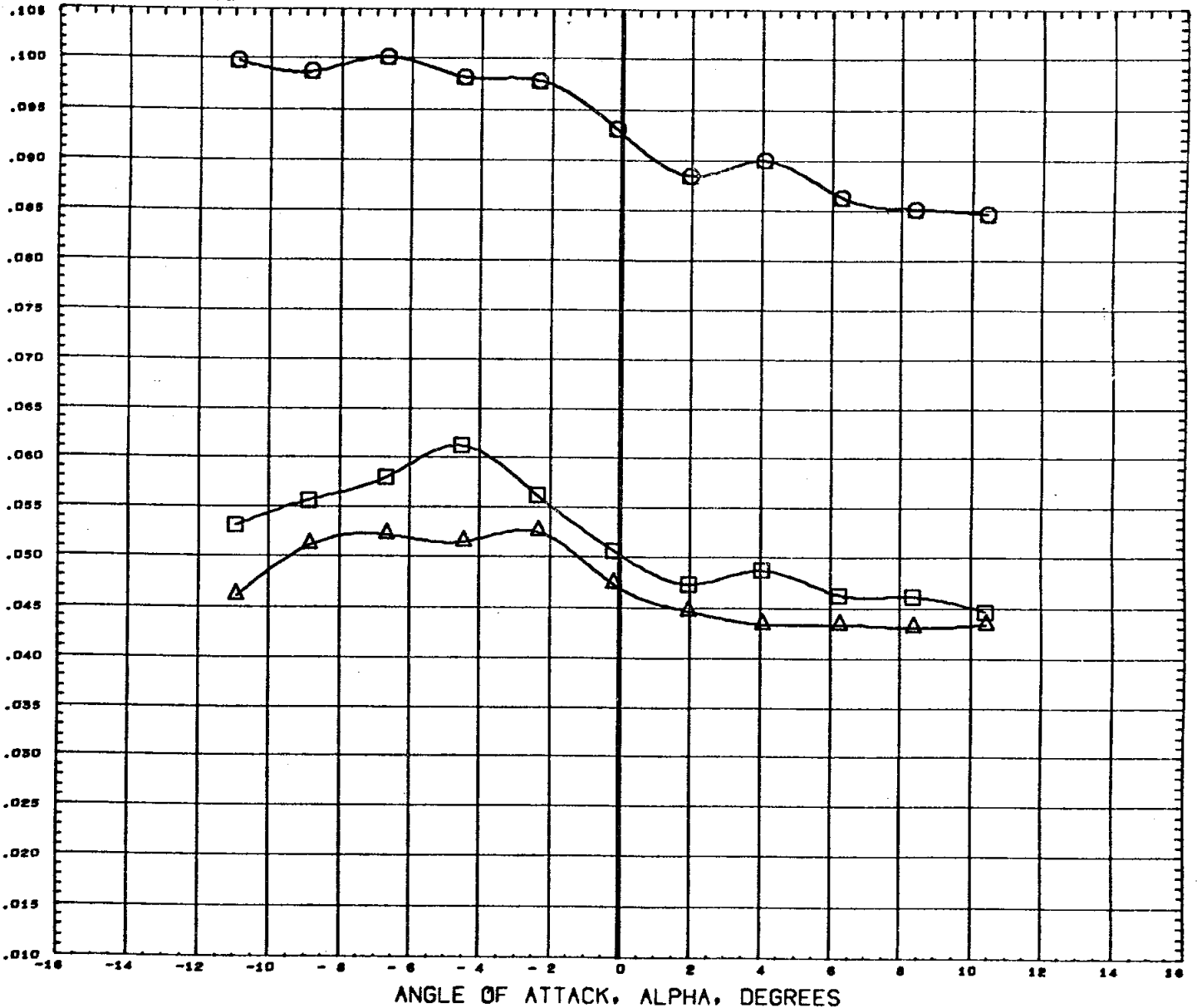


DATA SET SYMBOL	CONFIGURATION DESCRIPTION	PHI	ORBINC	RUDDER	AILRON	REFERENCE INFORMATION
(A77028)	M556 (IA1) NAR ATP BL LV (O1) (T1) (S1)	80.000	0.000	15.000	0.000	SREF 7.4190 SQ. IN.
(A77014)	M556 (IA1) NAR ATP BL LV (O1) (T1) (S1)	80.000	0.000	0.000	0.000	LREF 5.3120 IN.
(A77036)	DATA NOT AVAILABLE FOR ALL CONDITIONS	80.000	-1.200	15.000	0.000	BREF 5.3120 IN.
(A77018)	M556 (IA1) NAR ATP BL LV (O1) (T1) (S1)	80.000	-1.200	0.000	0.000	XMRP 4.8200 IN.
						YMRP 0.0000 IN.
						ZMRP 0.0000 IN.
						SCALE 0.0040

MACH .80

EFFECT OF RUDDER

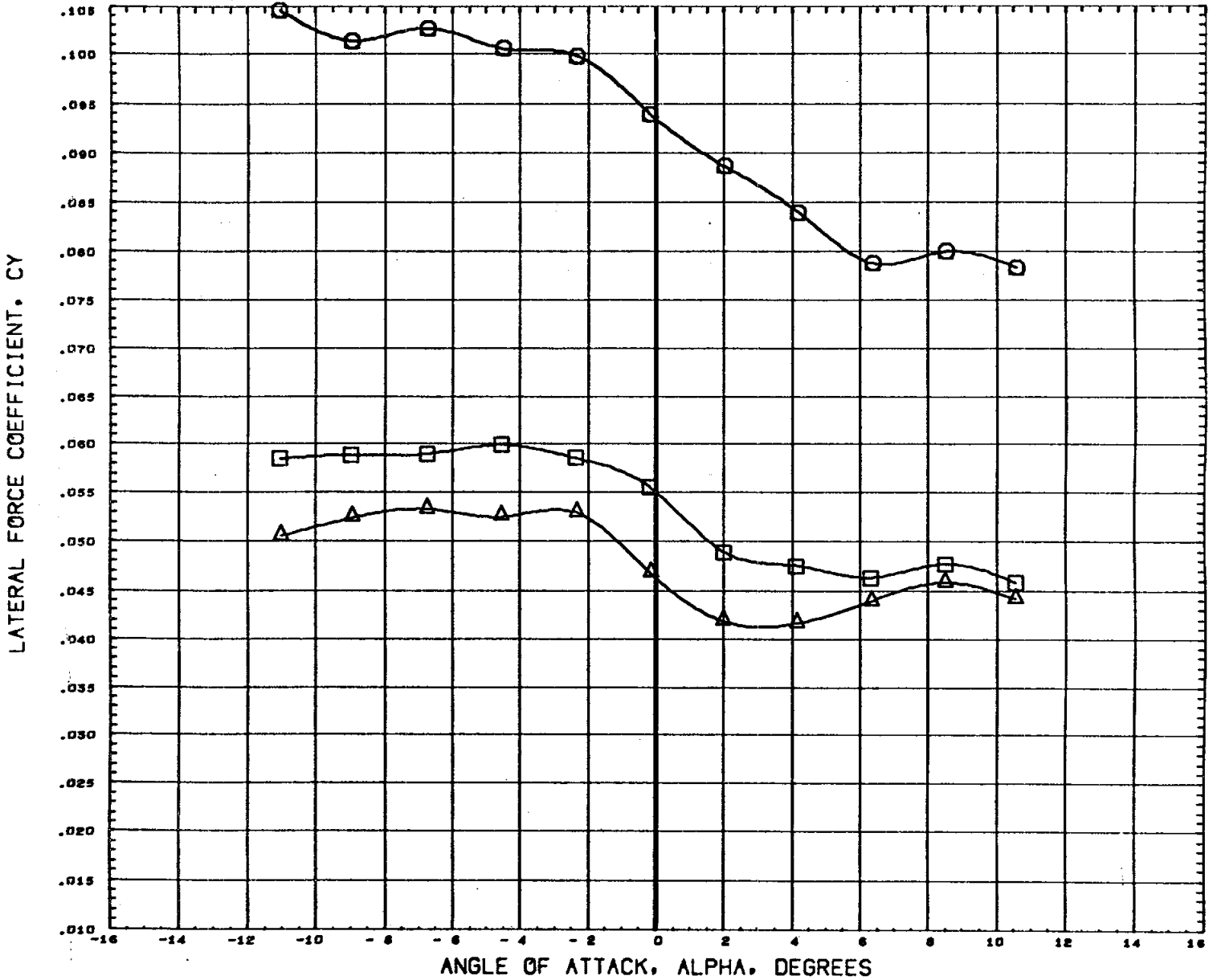
LATERAL FORCE COEFFICIENT, CY



DATA SET SYMBOL	CONFIGURATION DESCRIPTION	PHI	ORBINC	RUDDER	AILRON	REFERENCE INFORMATION
(A77028)	M556 (IA1) NAR ATP BL LV (O1) (T1) (S1)	80.000	0.000	15.000	0.000	SREF 7.4190 50 IN.
(A77014)	M556 (IA1) NAR ATP BL LV (O1) (T1) (S1)	80.000	0.000	0.000	0.000	LREF 5.3120 IN.
(A77036)	DATA NOT AVAILABLE FOR ALL CONDITIONS	80.000	-1.200	15.000	0.000	BREF 5.3120 IN.
(A77018)	M556 (IA1) NAR ATP BL LV (O1) (T1) (S1)	80.000	-1.200	0.000	0.000	XMRP 4.8200 IN.
						YMRP 0.0000 IN.
						ZMRP 0.0000 IN.
						SCALE 0.0040

MACH .90

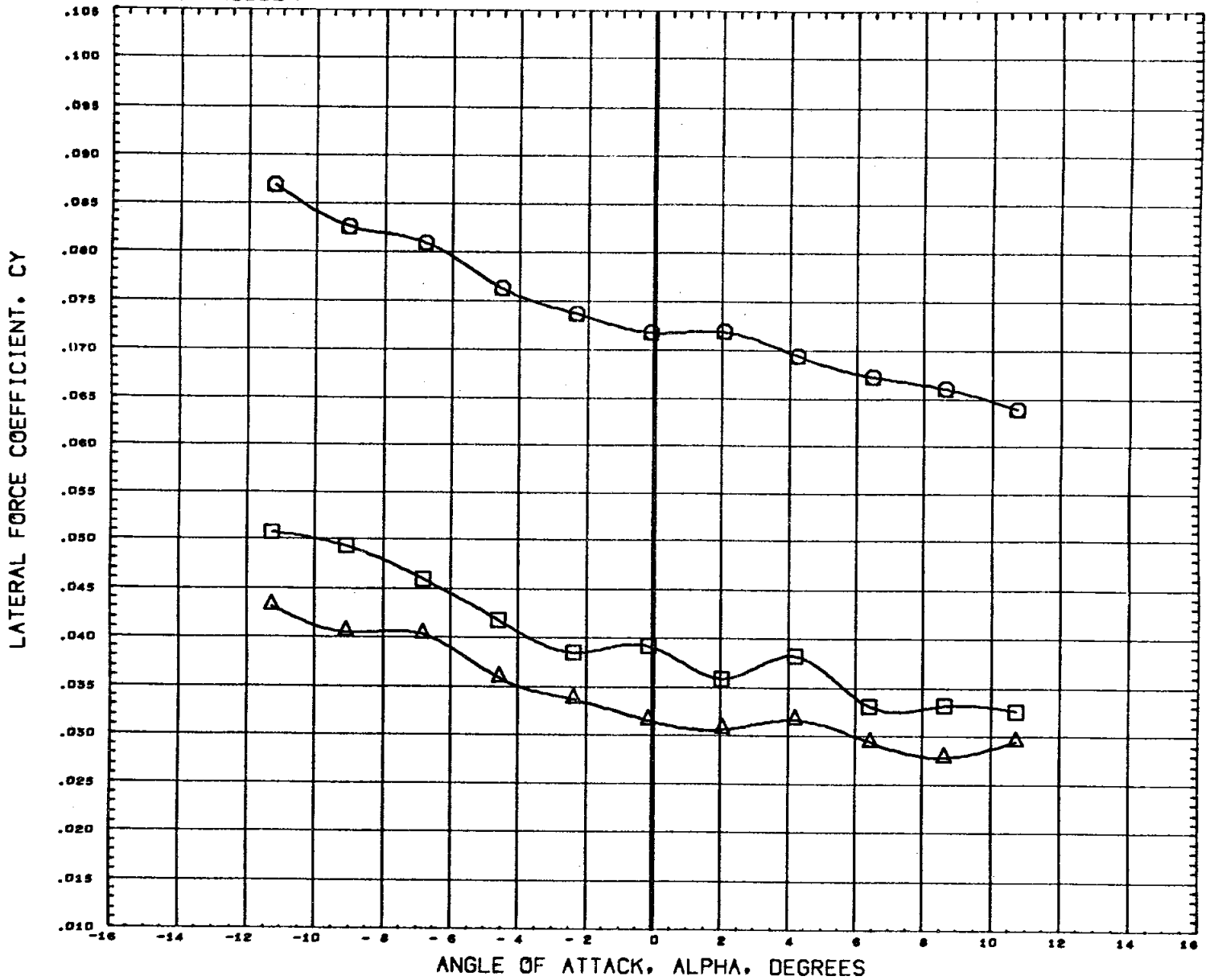
EFFECT OF RUDDER



DATA SET SYMBOL	CONFIGURATION DESCRIPTION	PHI	ORBINC	RUDDER	AILRON	REFERENCE INFORMATION
(A77028)	M556 (IA1) NAR ATP BL LV (O1) (T1) (S1)	80.000	0.000	15.000	0.000	SREF 7.4190 SQ. IN.
(A77014)	M556 (IA1) NAR ATP BL LV (O1) (T1) (S1)	80.000	0.000	0.000	0.000	LREF 5.3120 IN.
(A77036)	DATA NOT AVAILABLE FOR ALL CONDITIONS	80.000	-1.200	15.000	0.000	BREF 5.3120 IN.
(A77018)	M556 (IA1) NAR ATP BL LV (O1) (T1) (S1)	80.000	-1.200	0.000	0.000	XMRP 4.8200 IN. YMRP 0.0000 IN. ZMRP 0.0000 IN. SCALE 0.0040

MACH 1.00

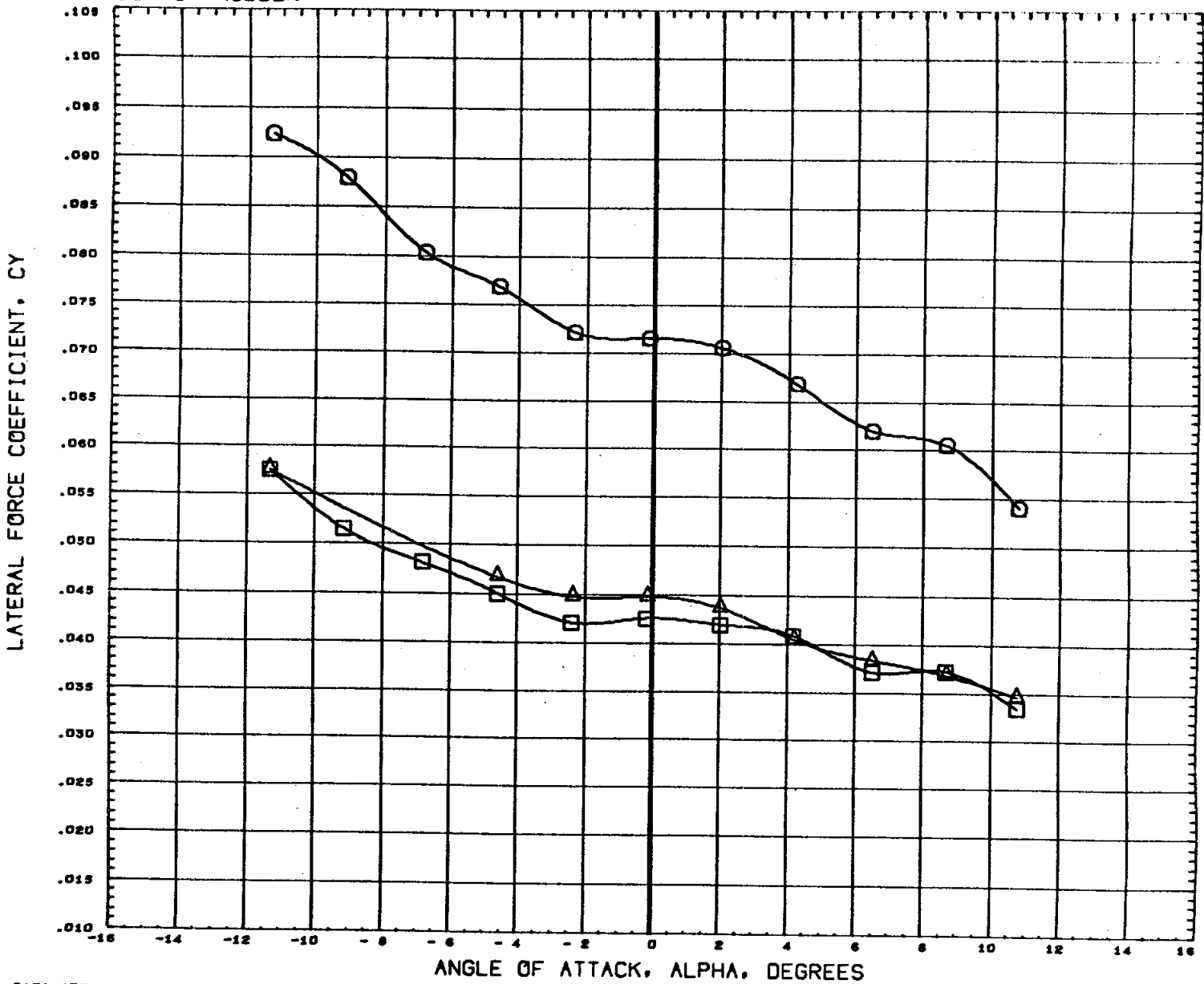
EFFECT OF RUDDER



DATA SET SYMBOL	CONFIGURATION DESCRIPTION	PHI	ORBINC	RUDDER	AILRON	REFERENCE INFORMATION
(A77028)	M556 (IA1) NAR ATP BL LV (O1) (T1) (S1)	80.000	0.000	15.000	0.000	SREF 7.4190 SQ. IN.
(A77014)	M556 (IA1) NAR ATP BL LV (O1) (T1) (S1)	80.000	0.000	0.000	0.000	LREF 5.3120 IN.
(A77036)	DATA NOT AVAILABLE FOR ALL CONDITIONS	80.000	-1.200	15.000	0.000	BREF 5.3120 IN.
(A77016)	M556 (IA1) NAR ATP BL LV (O1) (T1) (S1)	80.000	-1.200	0.000	0.000	XMRP 4.8200 IN. YMRP 0.0000 IN. ZMRP 0.0000 IN. SCALE 0.0040

MACH 1.20

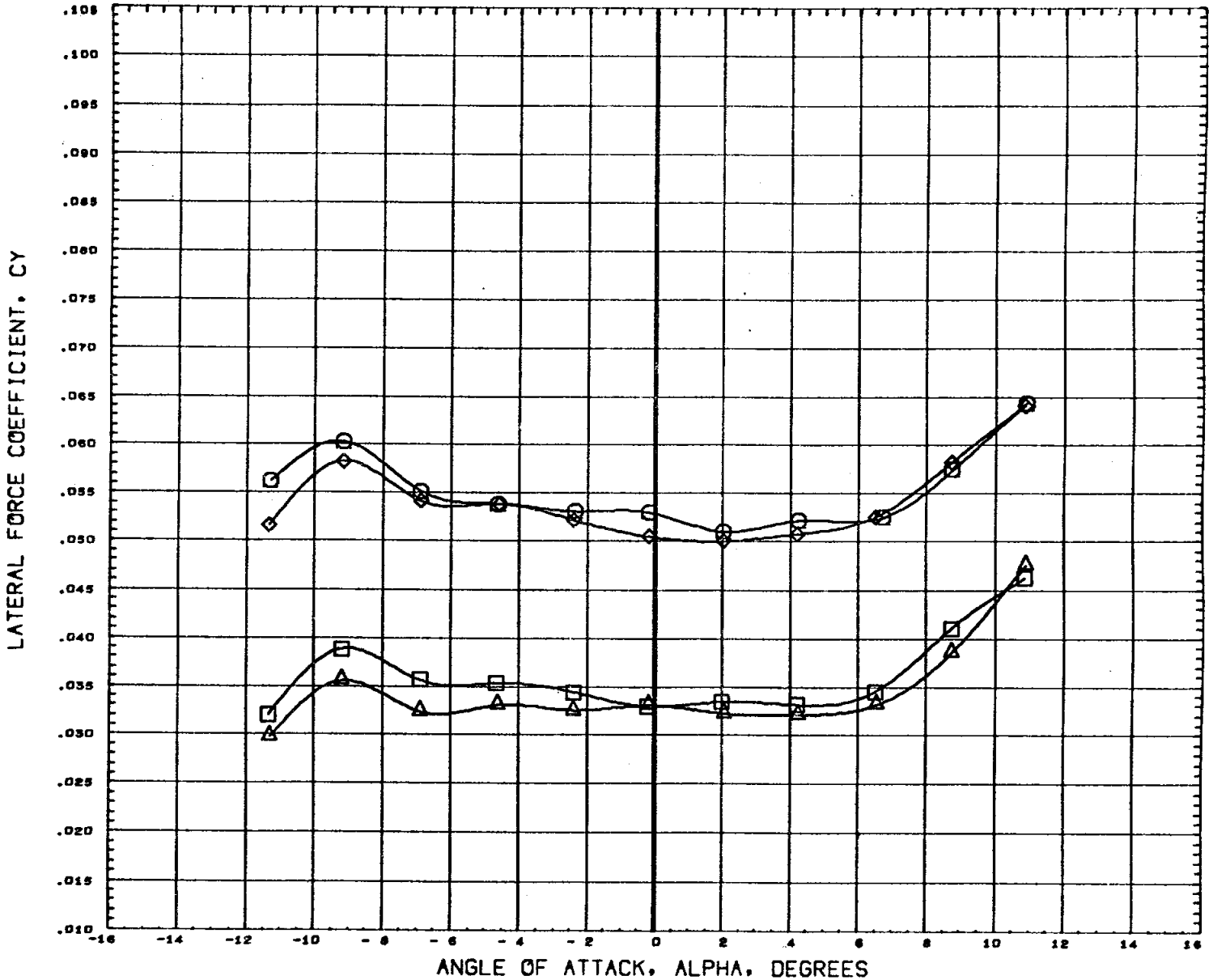
EFFECT OF RUDDER



DATA SET SYMBOL	CONFIGURATION DESCRIPTION	PHI	ORBINC	RUDDER	AILRON	REFERENCE INFORMATION
(A77026)	M556 (IA1) NAR ATP BL LV (O1) (T1) (S1)	80.000	0.000	15.000	0.000	SREF 7.4190 34. IN.
(A77014)	M556 (IA1) NAR ATP BL LV (O1) (T1) (S1)	80.000	0.000	0.000	0.000	LREF 5.3120 IN.
(A77036)	DATA NOT AVAILABLE FOR ALL CONDITIONS	80.000	-1.200	15.000	0.000	BREF 5.3120 IN.
(A77016)	M556 (IA1) NAR ATP BL LV (O1) (T1) (S1)	80.000	-1.200	0.000	0.000	XMRP 4.8200 IN.
						YMRP 0.0000 IN.
						ZMRP 0.0000 IN.
						SCALE 0.0040

MACH 1.46

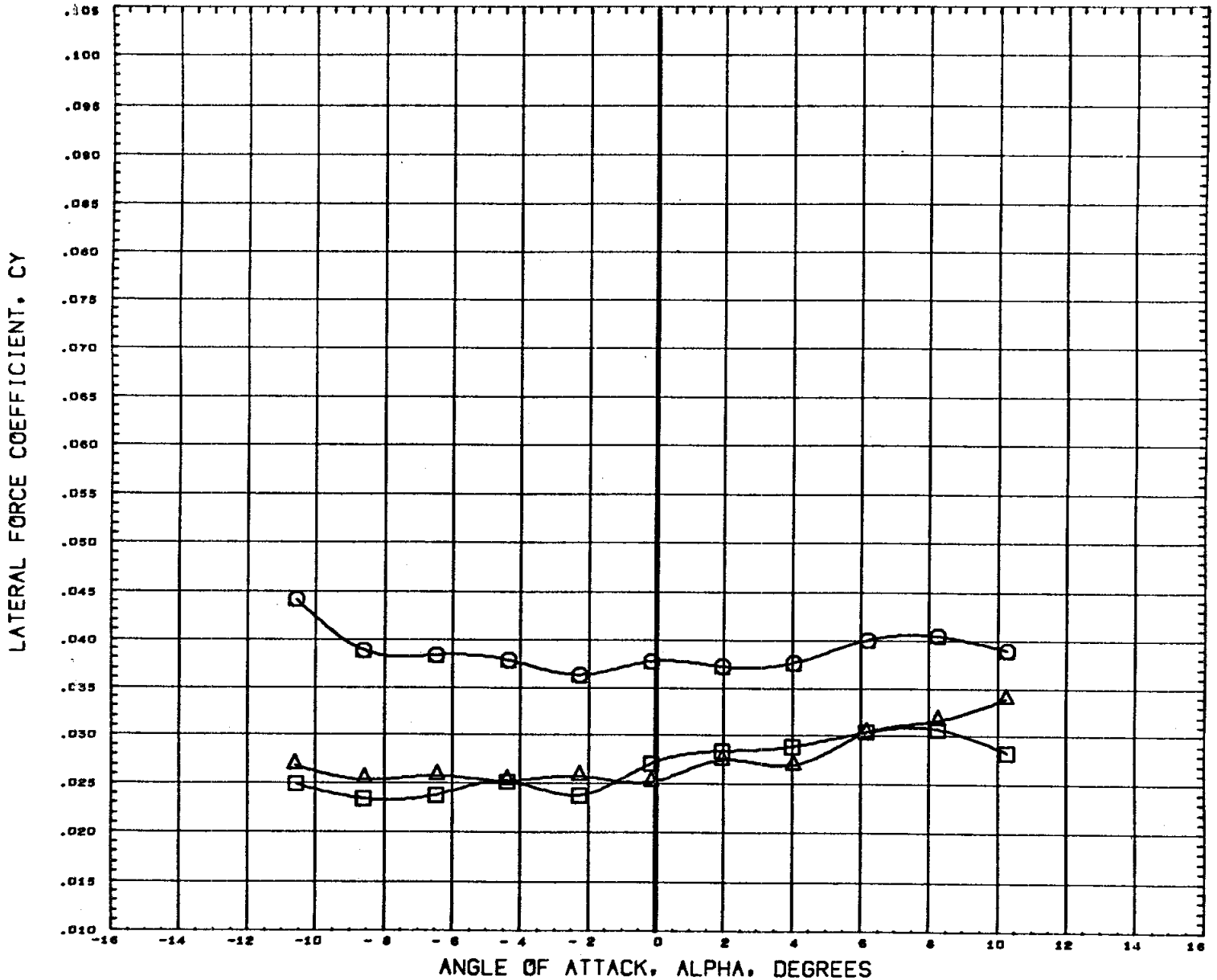
EFFECT OF RUDDER



DATA SET SYMBOL	CONFIGURATION DESCRIPTION	PHI	ORBINC	RUDDER	AILRON	REFERENCE INFORMATION
(A77028)	M556 (IA1) NAR ATP BL LV (O1) (T1) (S1)	80.000	0.000	15.000	0.000	SREF 7.4190 SQ. IN.
(A77014)	M556 (IA1) NAR ATP BL LV (O1) (T1) (S1)	80.000	0.000	0.000	0.000	LREF 5.3120 IN.
(A77036)	M556 (IA1) NAR ATP BL LV (O1) (T1) (S1)	80.000	-1.200	15.000	0.000	BREF 5.3120 IN.
(A77016)	M556 (IA1) NAR ATP BL LV (O1) (T1) (S1)	80.000	-1.200	0.000	0.000	XHRP 4.8200 IN.
						YHRP 0.0000 IN.
						ZHRP 0.0000 IN.
						SCALE 0.0040

MACH 1.96

EFFECT OF RUDDER

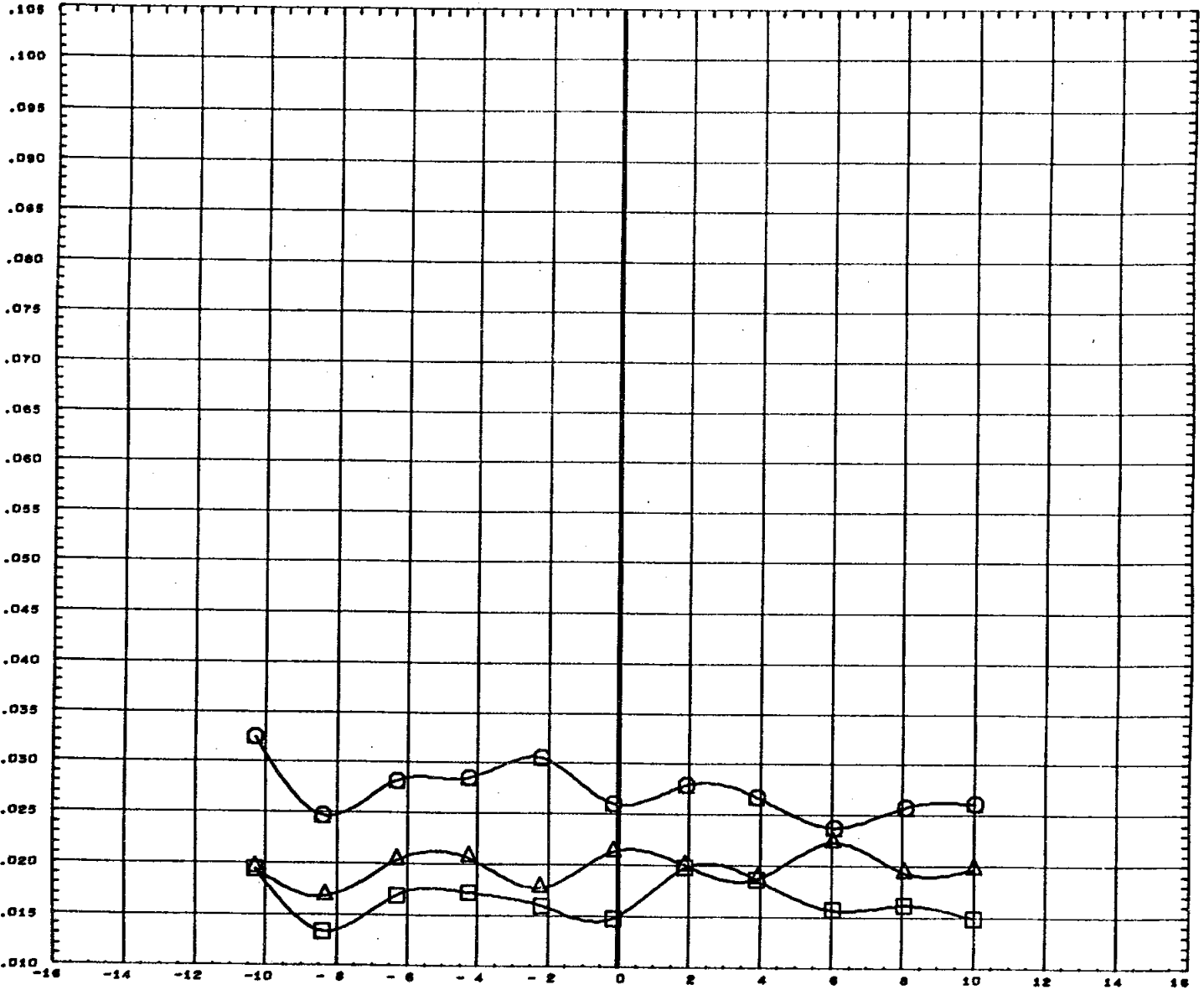


DATA SET SYMBOL	CONFIGURATION DESCRIPTION	PHI	ORBINC	RUDDER	AILRON	REFERENCE INFORMATION
(A77028)	M556 (IA1) NAR ATP BL LV (O1) (T1) (S1)	80.000	0.000	15.000	0.000	SREF 7.4190 sq. IN.
(A77014)	M556 (IA1) NAR ATP BL LV (O1) (T1) (S1)	80.000	0.000	0.000	0.000	LREF 5.3120 IN.
(A77036)	DATA NOT AVAILABLE FOR ALL CONDITIONS	80.000	-1.200	15.000	0.000	BREF 5.3120 IN.
(A77018)	M556 (IA1) NAR ATP BL LV (O1) (T1) (S1)	80.000	-1.200	0.000	0.000	YHRP 4.8200 IN. ZHRP 0.0000 IN. SCALE 0.0040

MACH 2.99

EFFECT OF RUDDER

LATERAL FORCE COEFFICIENT, CY

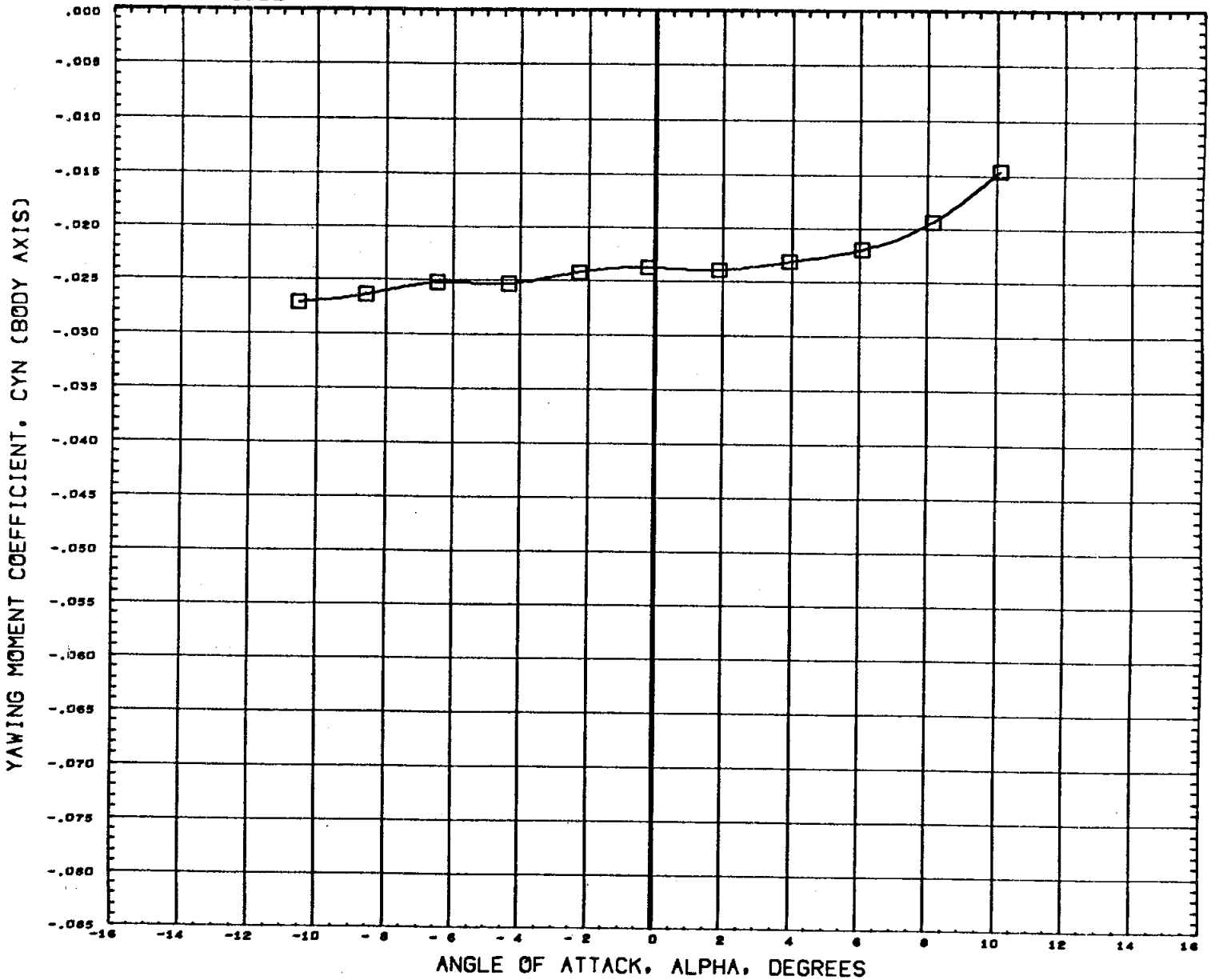


ANGLE OF ATTACK, ALPHA, DEGREES

DATA SET SYMBOL	CONFIGURATION DESCRIPTION	PHI	ORBINC	RUDDER	AILRON	REFERENCE INFORMATION
(A77026)	M556 (IA1) NAR ATP BL LV (O1) (T1) (S1)	80.000	0.000	15.000	0.000	SREF 7.4190 sq. in.
(A77014)	M556 (IA1) NAR ATP BL LV (O1) (T1) (S1)	80.000	0.000	0.000	0.000	LREF 5.3120 in.
(A77036)	DATA NOT AVAILABLE FOR ALL CONDITIONS	80.000	-1.200	15.000	0.000	BREF 5.3120 in.
(A77018)	M556 (IA1) NAR ATP BL LV (O1) (T1) (S1)	80.000	-1.200	0.000	0.000	XMRP 4.8200 in.
						YMRP 0.0000 in.
						ZMRP 0.0000 in.
						SCALE 0.0040

MACH 4.96

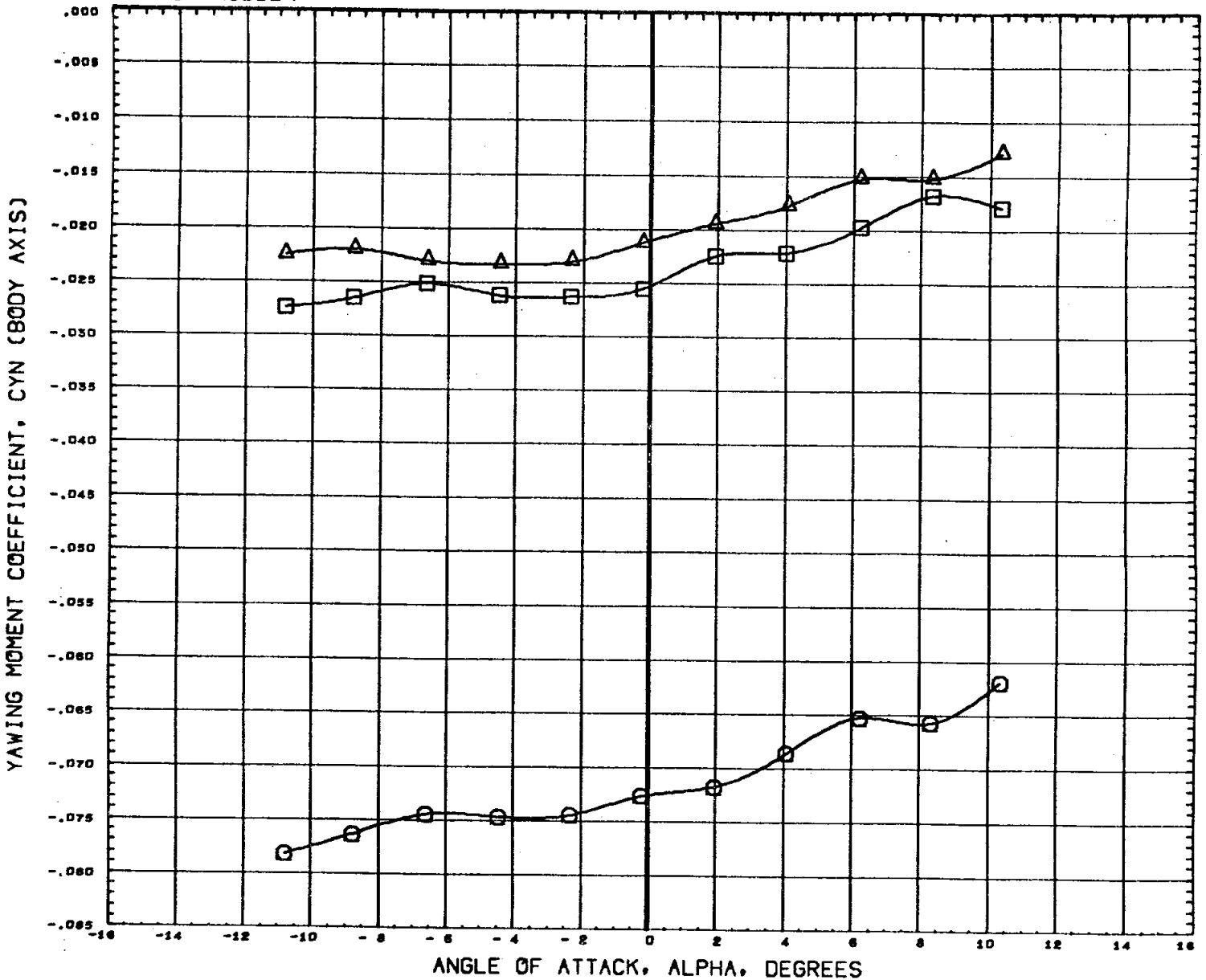
EFFECT OF RUDDER



DATA SET SYMBOL	CONFIGURATION DESCRIPTION	PHI	ORBINC	RUDDER	AILRON	REFERENCE INFORMATION
(A77028)	DATA NOT AVAILABLE FOR ALL CONDITIONS	80.000	0.000	15.000	0.000	SREF 7.4190 30. IN.
(A77014)	DATA NOT AVAILABLE FOR ALL CONDITIONS	80.000	0.000	0.000	0.000	LREF 5.3120 IN.
(A77036)	DATA NOT AVAILABLE FOR ALL CONDITIONS	80.000	-1.200	15.000	0.000	BREF 5.3120 IN.
(A77018)	M556 (2A) NAR ATP BL LV (01) (T1) (S1)	80.000	-1.200	0.000	0.000	XMRP 4.8200 IN. YMRP 0.0000 IN. ZMRP 0.0000 IN. SCALE 0.0040

MACH .60

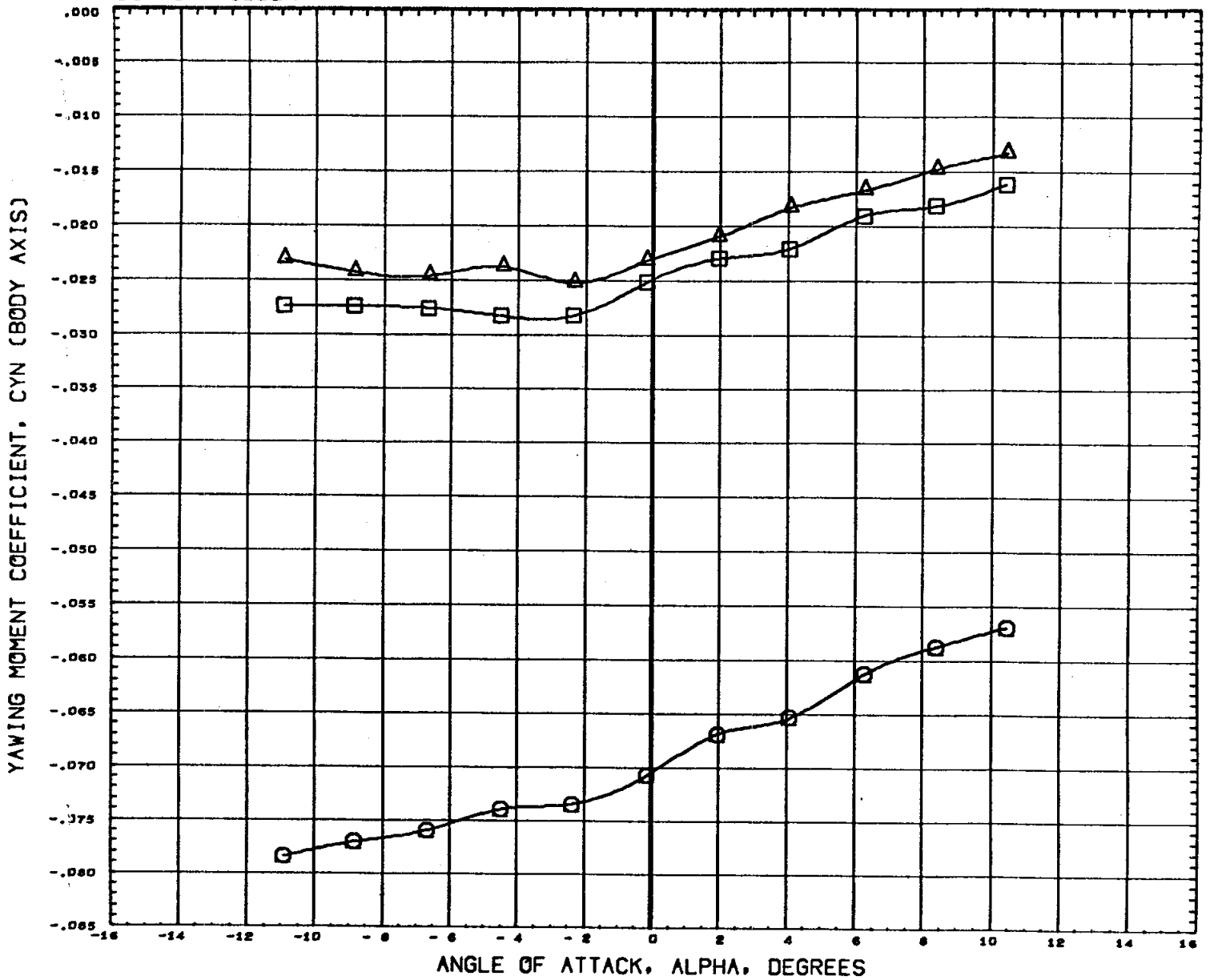
EFFECT OF RUDDER



DATA SET SYMBOL	CONFIGURATION DESCRIPTION	PHI	ORBINC	RUDDER	AILRON	REFERENCE INFORMATION
(A77028)	M556 (IA1) NAR ATP BL LV (O1) (T1) (S1)	80.000	0.000	15.000	0.000	SREF 7.4190 SQ. IN.
(A77014)	M556 (IA1) NAR ATP BL LV (O1) (T1) (S1)	80.000	0.000	0.000	0.000	LREF 5.3120 IN.
(A77036)	DATA NOT AVAILABLE FOR ALL CONDITIONS	80.000	-1.200	15.000	0.000	BREF 5.3120 IN.
(A77018)	M556 (IA1) NAR ATP BL LV (O1) (T1) (S1)	80.000	-1.200	0.000	0.000	XMRP 4.8200 IN. YMRP 0.0000 IN. ZMRP 0.0000 IN. SCALE 0.0040

MACH .80

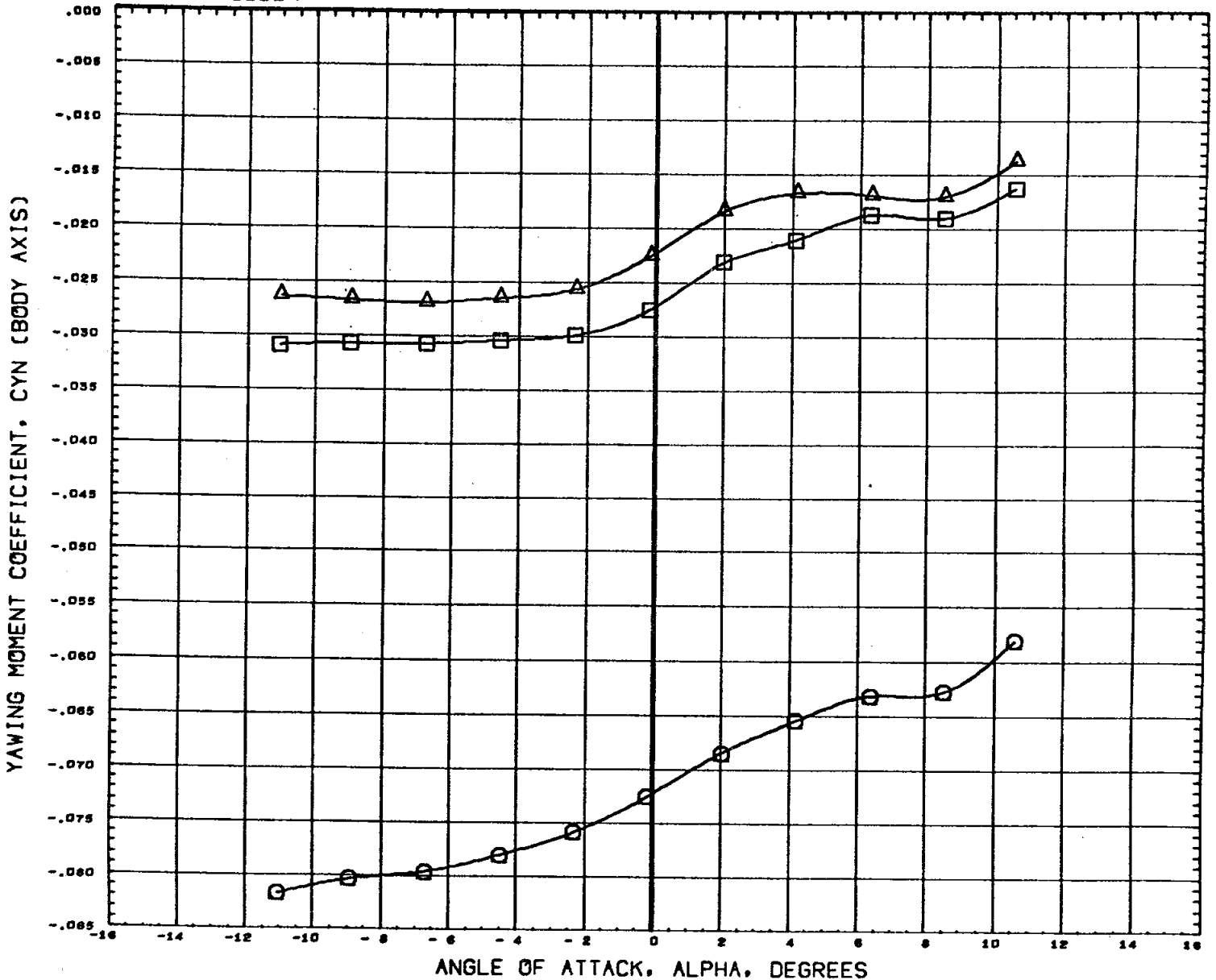
EFFECT OF RUDDER



DATA SET SYMBOL	CONFIGURATION DESCRIPTION	PHI	ORBINC	RUDDER	AILRON	REFERENCE INFORMATION
(A77028)	M556 (IA1) NAR ATP BL LV (O1) (T1) (S1)	80.000	0.000	15.000	0.000	SREF 7.4190 30. IN.
(A77014)	M556 (IA1) NAR ATP BL LV (O1) (T1) (S1)	80.000	0.000	0.000	0.000	LREF 5.3120 IN.
(A77036)	DATA NOT AVAILABLE FOR ALL CONDITIONS	80.000	-1.200	15.000	0.000	BREF 5.3120 IN.
(A77018)	M556 (IA1) NAR ATP BL LV (O1) (T1) (S1)	80.000	-1.200	0.000	0.000	XMRP 4.8200 IN. YMRP 0.0000 IN. ZMRP 0.0000 IN. SCALE 0.0040

MACH .90

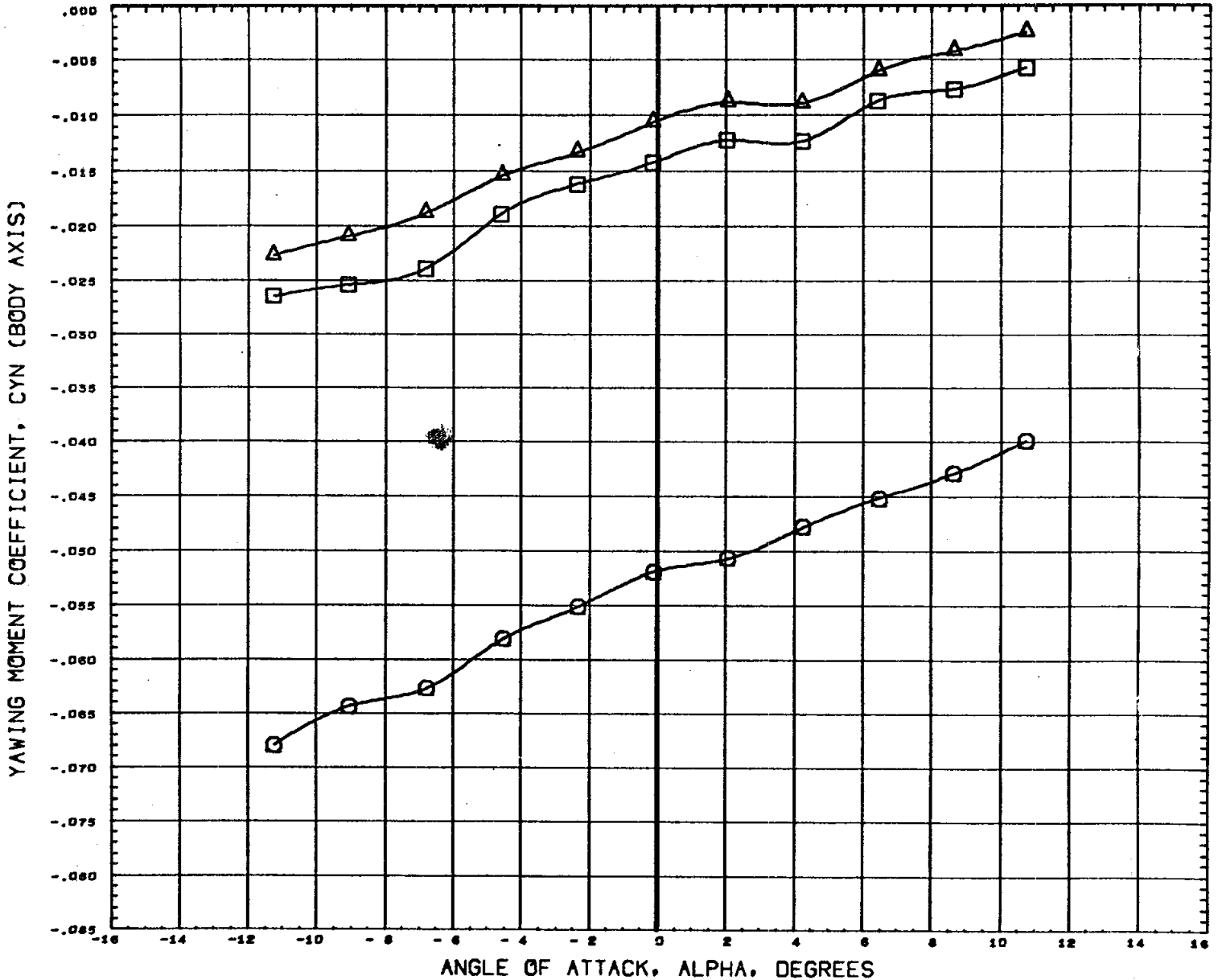
EFFECT OF RUDDER



DATA SET SYMBOL	CONFIGURATION DESCRIPTION	PHI	ORBINC	RUDDER	AILRON	REFERENCE INFORMATION
(A77028)	M556 (IA1) NAR ATP BL LV (O1) (T1) (S1)	80.000	0.000	15.000	0.000	SREF 7.4190 SQ. IN.
(A77014)	M556 (IA1) NAR ATP BL LV (O1) (T1) (S1)	80.000	0.000	0.000	0.000	LREF 5.3120 IN.
(A77036)	DATA NOT AVAILABLE FOR ALL CONDITIONS	80.000	-1.200	15.000	0.000	BREF 5.3120 IN.
(A77018)	M556 (IA1) NAR ATP BL LV (O1) (T1) (S1)	80.000	-1.200	0.000	0.000	XMRP 4.6200 IN.
						YMRP 0.0000 IN.
						ZMRP 0.0000 IN.
						SCALE 0.0040

MACH 1.00

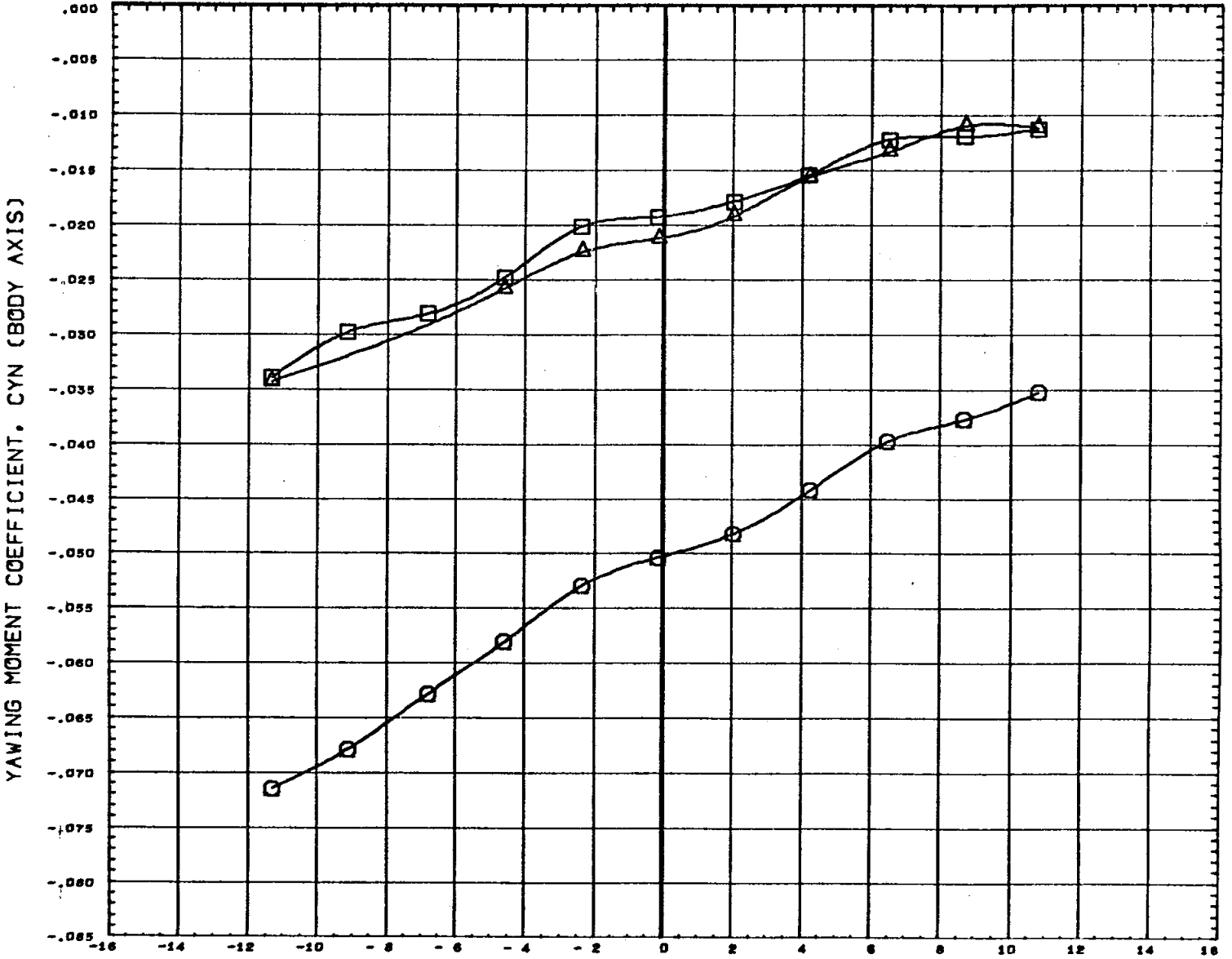
EFFECT OF RUDDER



DATA SET SYMBOL	CONFIGURATION DESCRIPTION	PHI	ORBINC	RUDDER	AILRON	REFERENCE INFORMATION
(A77028)	M556 (IA1) NAR ATP BL LV (O1) (T1) (S1)	80.000	0.000	15.000	0.000	SREF 7.4190 SQ. IN.
(A77014)	M556 (IA1) NAR ATP BL LV (O1) (T1) (S1)	80.000	0.000	0.000	0.000	LREF 5.3120 IN.
(A77036)	DATA NOT AVAILABLE FOR ALL CONDITIONS	80.000	-1.200	15.000	0.000	BREF 5.3120 IN.
(A77018)	M556 (IA1) NAR ATP BL LV (O1) (T1) (S1)	80.000	-1.200	0.000	0.000	XMRP 4.6200 IN. YMRP 0.0000 IN. ZMRP 0.0000 IN. SCALE 0.0040

MACH 1.20

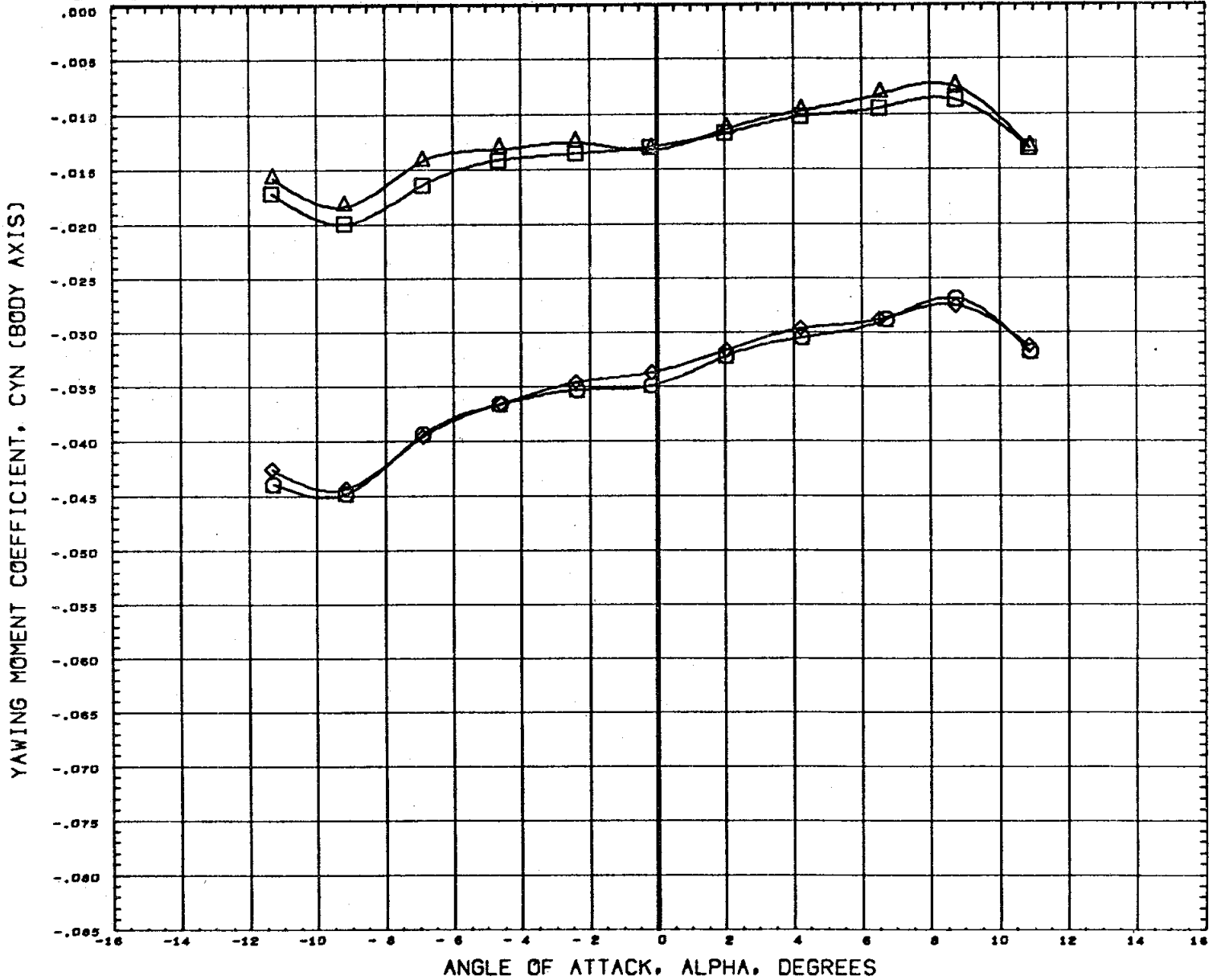
EFFECT OF RUDDER



DATA SET SYMBOL	CONFIGURATION DESCRIPTION	PHI	ORBINC	RUDDER	AILRON	REFERENCE INFORMATION
(A77026)	M556 (IA1) NAR ATP BL LV (O1) (T1) (S1)	80.000	0.000	15.000	0.000	SREF 7.4190 sq. in.
(A77014)	M556 (IA1) NAR ATP BL LV (O1) (T1) (S1)	80.000	0.000	0.000	0.000	LREF 5.3120 in.
(A77036)	DATA NOT AVAILABLE FOR ALL CONDITIONS	80.000	-1.200	15.000	0.000	BREF 5.3120 in.
(A77016)	M556 (IA1) NAR ATP BL LV (O1) (T1) (S1)	80.000	-1.200	0.000	0.000	XMRP 4.8200 in.
						YMRP 0.0000 in.
						ZMRP 0.0000 in.
						SCALE 0.0040

MACH 1.46

EFFECT OF RUDDER

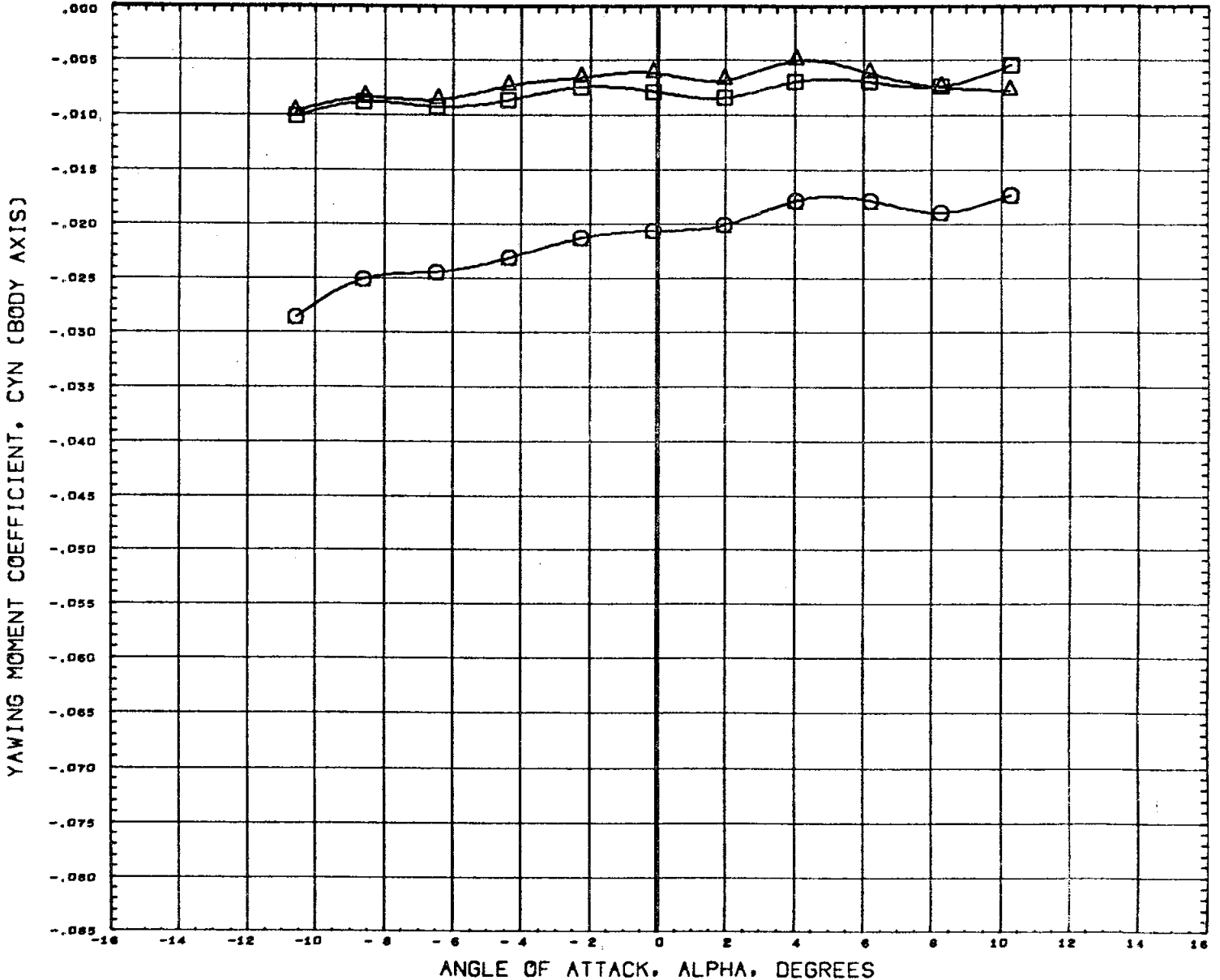


DATA SET SYMBOL	CONFIGURATION DESCRIPTION	PHI	ORBINC	RUDDER	AILRON	REFERENCE INFORMATION
(A77028)	M556 (IA1) NAR ATP BL LV (O1) (T1) (S1)	80.000	0.000	15.000	0.000	SREF 7.4190 sq. IN.
(A77014)	M556 (IA1) NAR ATP BL LV (O1) (T1) (S1)	80.000	0.000	0.000	0.000	LREF 5.3120 IN.
(A77036)	M556 (IA1) NAR ATP BL LV (O1) (T1) (S1)	80.000	-1.200	15.000	0.000	BREF 5.3120 IN.
(A77018)	M556 (IA1) NAR ATP BL LV (O1) (T1) (S1)	80.000	-1.200	0.000	0.000	XHRP 4.8200 IN.
						YMRP 0.0000 IN.
						ZMRP 0.0000 IN.
						SCALE 0.0040

MACH 1.96

PAGE 569

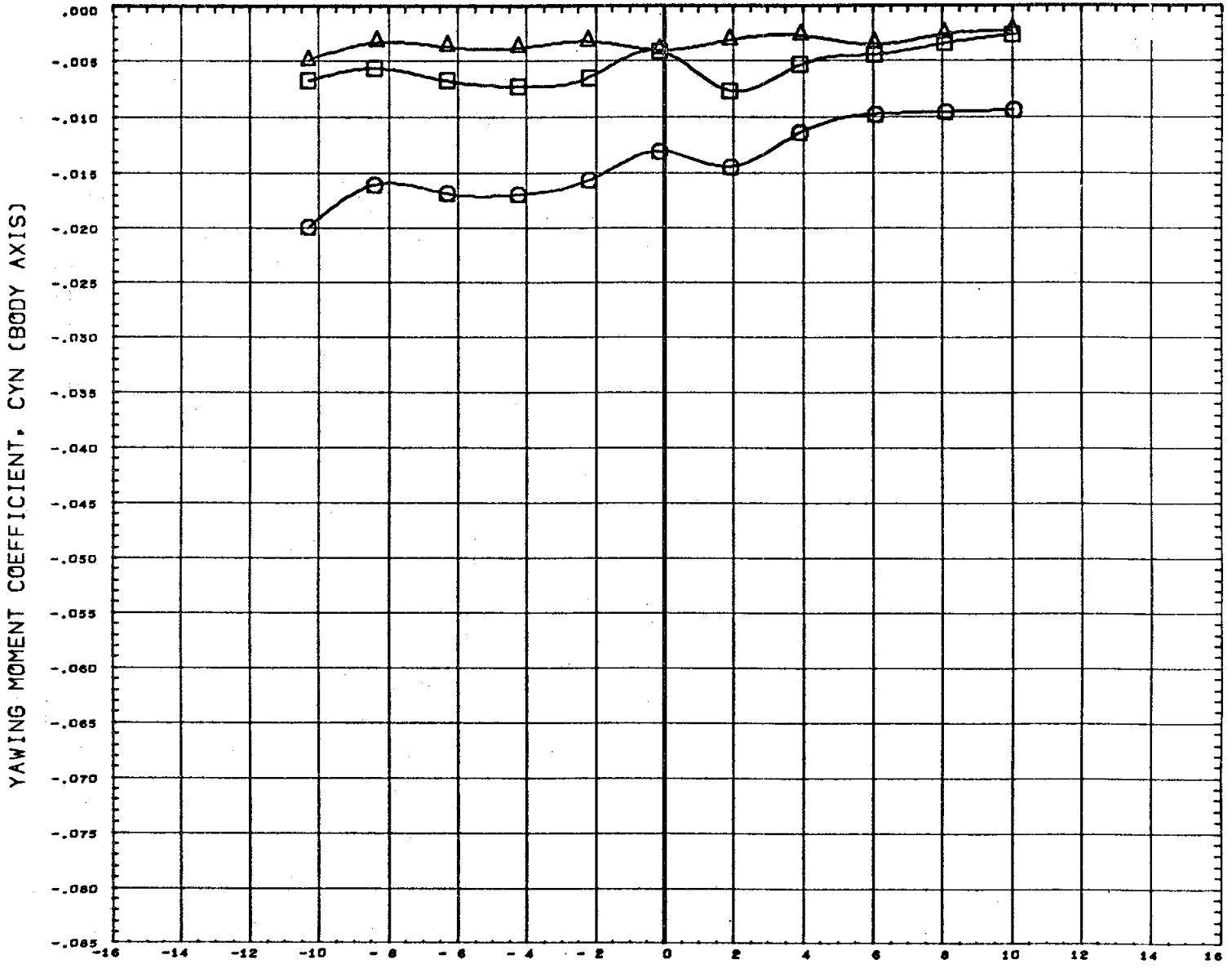
EFFECT OF RUDDER



DATA SET SYMBOL	CONFIGURATION DESCRIPTION	PHI	ORBINC	RUDDER	AILRON	REFERENCE INFORMATION
(A77028)	M556 (IA1) NAR ATP BL LV (O1) (T1) (S1)	80.000	0.000	15.000	0.000	SREF 7.4190 sq. in.
(A77014)	M556 (IA1) NAR ATP BL LV (O1) (T1) (S1)	80.000	0.000	0.000	0.000	LREF 5.3120 in.
(A77036)	DATA NOT AVAILABLE FOR ALL CONDITIONS	80.000	-1.200	15.000	0.000	BREF 5.3120 in.
(A77016)	M556 (IA1) NAR ATP BL LV (O1) (T1) (S1)	80.000	-1.200	0.000	0.000	XMRP 4.8200 in.
						YMRP 0.0000 in.
						ZMRP 0.0000 in.
						SCALE 0.0040

MACH 2.99

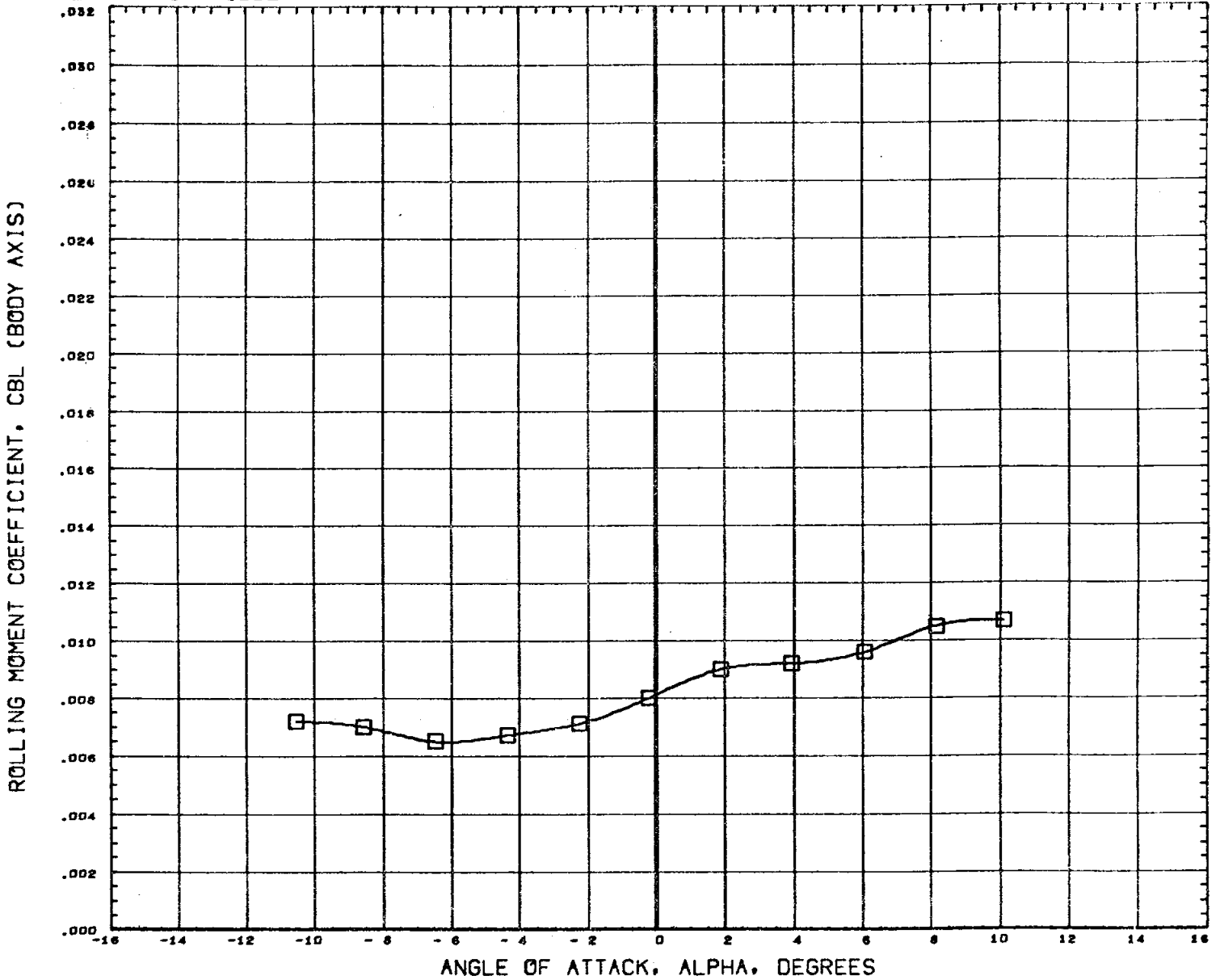
EFFECT OF RUDDER



DATA SET SYMBOL	CONFIGURATION DESCRIPTION	PHI	ORBINC	RUDDER	AILRON	REFERENCE INFORMATION
(A77028)	M556 (IA1) NAR ATP BL LV (O1) (T1) (S1)	80.000	0.000	15.000	0.000	SREF 7.4190 sq. IN.
(A77014)	M556 (IA1) NAR ATP BL LV (O1) (T1) (S1)	80.000	0.000	0.000	0.000	LREF 5.3120 IN.
(A77036)	DATA NOT AVAILABLE FOR ALL CONDITIONS	80.000	-1.200	15.000	0.000	BREF 5.3120 IN.
(A77018)	M556 (IA1) NAR ATP BL LV (O1) (T1) (S1)	80.000	-1.200	0.000	0.000	XHRP 4.8200 IN. YHRP 0.0000 IN. ZHRP 0.0000 IN. SCALE 0.0040

MACH 4.96

EFFECT OF RUDDER

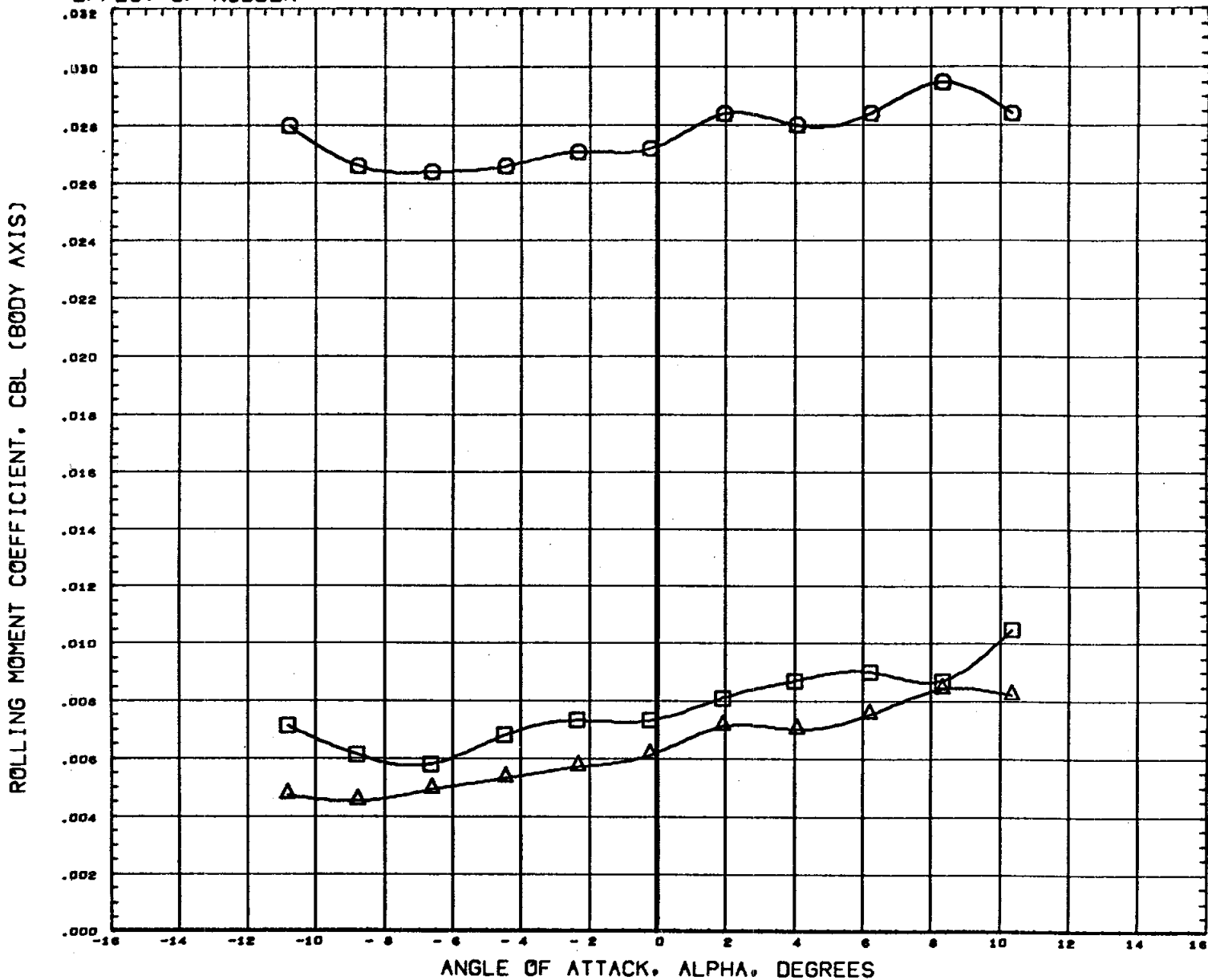


DATA SET SYMBOL	CONFIGURATION DESCRIPTION	PHI	ORBINC	RUDDER	AILRON	REFERENCE INFORMATION
(A77028)	DATA NOT AVAILABLE FOR ALL CONDITIONS	80.000	0.000	15.000	0.000	SREF 7.4190 99. IN.
(A77014)	DATA NOT AVAILABLE FOR ALL CONDITIONS	80.000	0.000	0.000	0.000	LREF 5.3120 IN.
(A77036)	DATA NOT AVAILABLE FOR ALL CONDITIONS	80.000	-1.200	15.000	0.000	BREF 5.3120 IN.
(A77018)	M556 (IA1) NAR ATP BL LV (O1) (T1) (S1)	80.000	-1.200	0.000	0.000	XMRP 4.8200 IN. YMRP 0.0000 IN. ZMRP 0.0000 IN. SCALE 0.0040

MACH .60

PAGE 572

EFFECT OF RUDDER

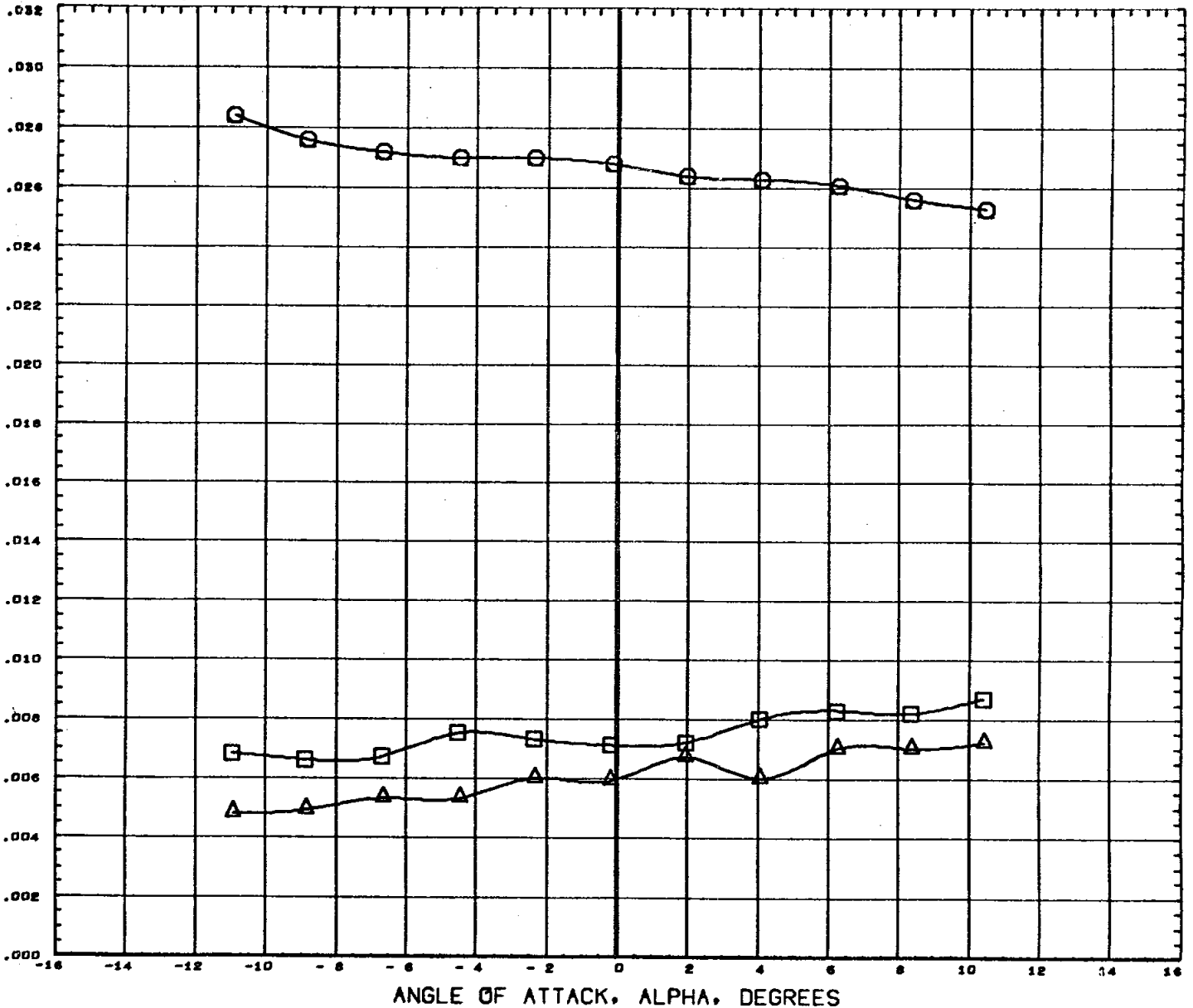


DATA SET SYMBOL	CONFIGURATION DESCRIPTION	PHI	ORBINC	RUDDER	AILRON	REFERENCE INFORMATION
(A77028)	M556 (IA1) NAR ATP BL LV (O1) (T1) (S1)	80.000	0.000	15.000	0.000	SREF 7.4190 sq. IN.
(A77014)	M556 (IA1) NAR ATP BL LV (O1) (T1) (S1)	80.000	0.000	0.000	0.000	LREF 5.3120 IN.
(A77036)	DATA NOT AVAILABLE FOR ALL CONDITIONS	80.000	-1.200	15.000	0.000	BREF 5.3120 IN.
(A77018)	M556 (IA1) NAR ATP BL LV (O1) (T1) (S1)	80.000	-1.200	0.000	0.000	XHRP 4.8200 IN. YHRP 0.0000 IN. ZHRP 0.0000 IN. SCALE 0.0040

MACH .80

EFFECT OF RUDDER

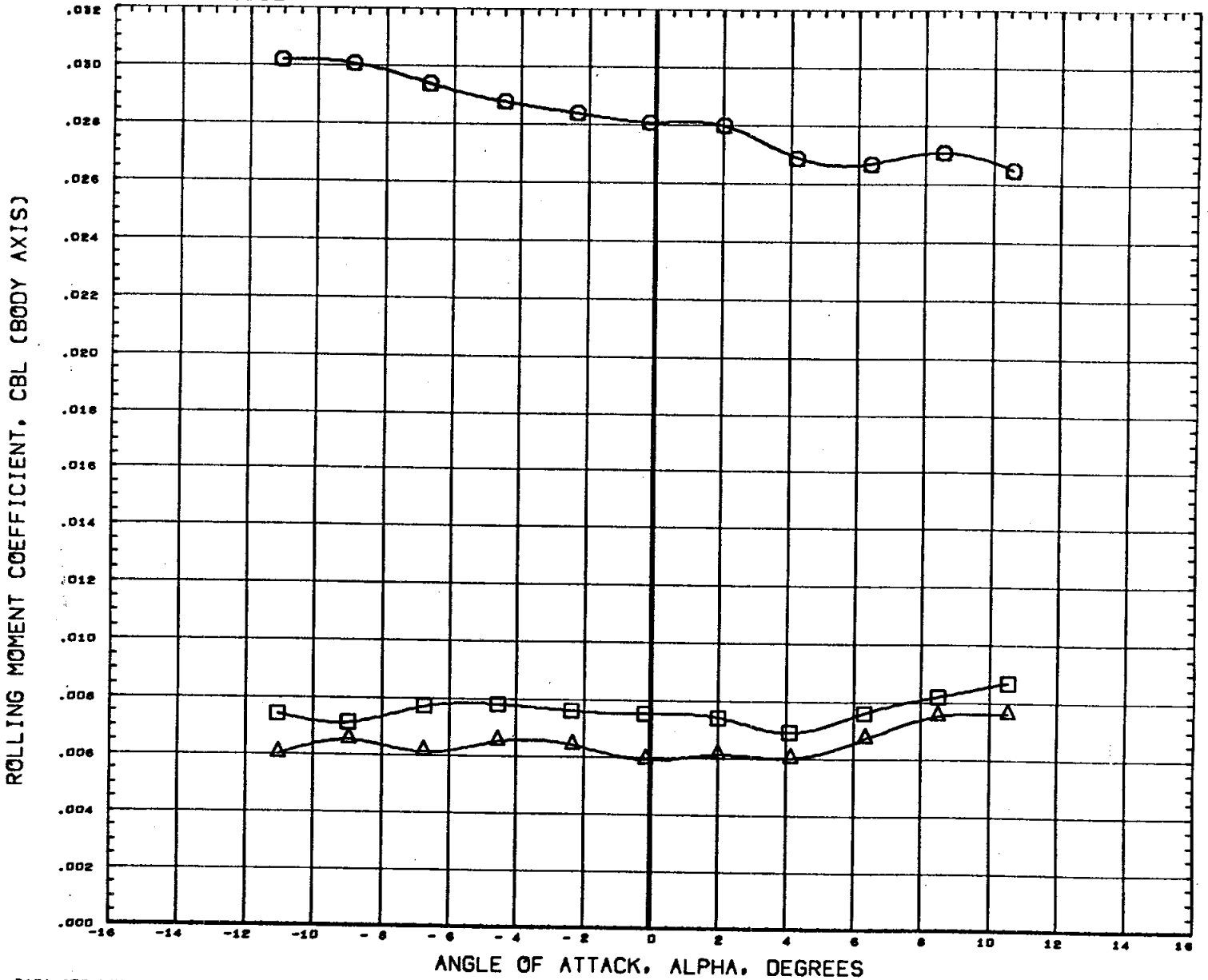
ROLLING MOMENT COEFFICIENT, CBL (BODY AXIS)



DATA SET SYMBOL	CONFIGURATION DESCRIPTION	PHI	ORBINC	RUDDER	AILRON	REFERENCE INFORMATION
(A77028)	M556 (IA1) NAR ATP BL LV (O1) (T1) (S1)	80.000	0.000	15.000	0.000	SREF 7.4190 30. IN.
(A77014)	M556 (IA1) NAR ATP BL LV (O1) (T1) (S1)	80.000	0.000	0.000	0.000	LREF 5.3120 IN.
(A77036)	DATA NOT AVAILABLE FOR ALL CONDITIONS	80.000	-1.200	15.000	0.000	BREF 5.3120 IN.
(A77016)	M556 (IA1) NAR ATP BL LV (O1) (T1) (S1)	80.000	-1.200	0.000	0.000	XMRP 4.6200 IN.
						YMRP 0.0000 IN.
						ZMRP 0.0000 IN.
						SCALE 0.0040

MACH .90

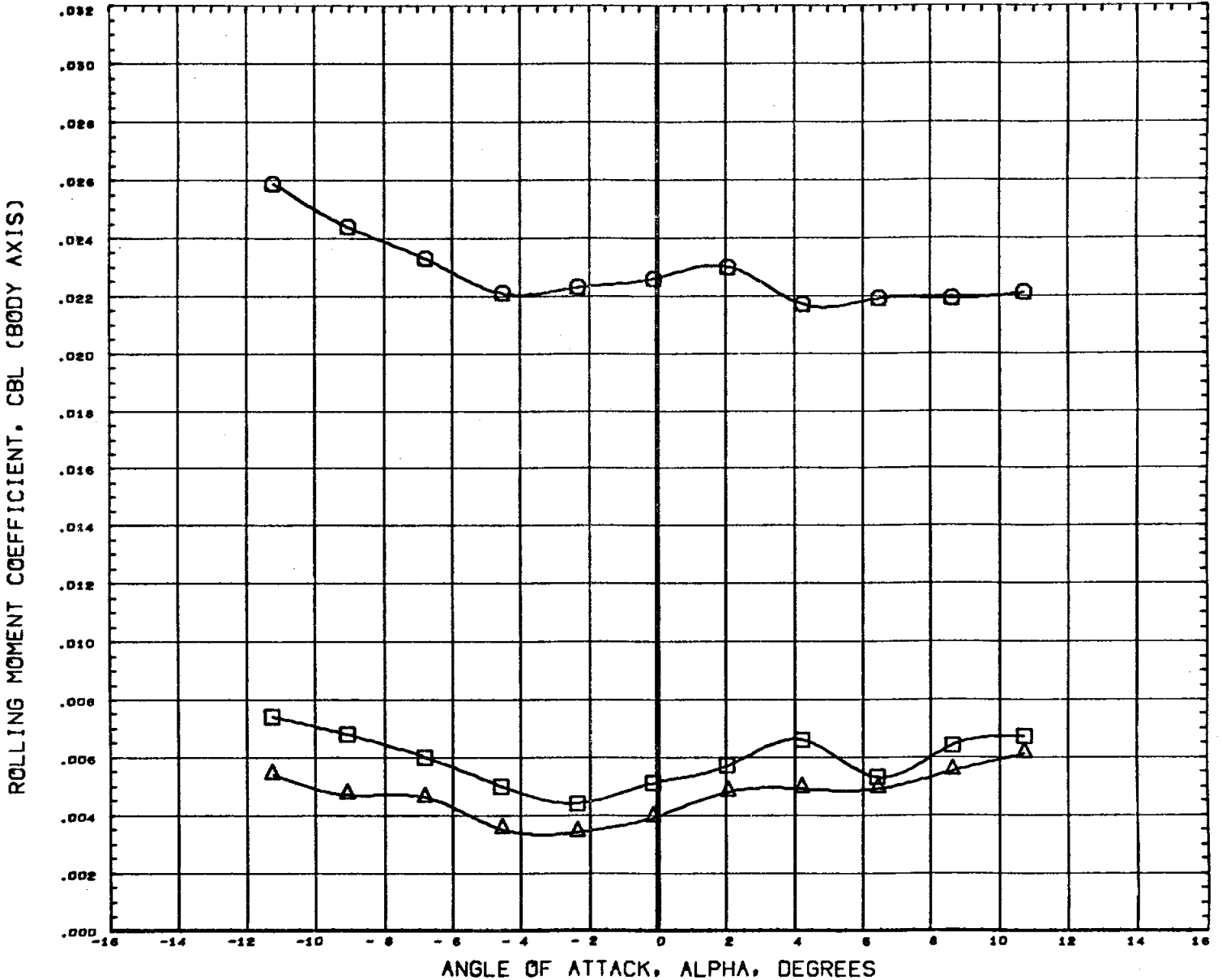
EFFECT OF RUDDER



DATA SET SYMBOL	CONFIGURATION DESCRIPTION	PHI	ORBINC	RUDDER	AILRON	REFERENCE INFORMATION
(A77028)	M556 (IA1) NAR ATP BL LV (O1) (T1) (S1)	80.000	0.000	15.000	0.000	SREF 7.4190 90 IN.
(A77014)	M556 (IA1) NAR ATP BL LV (O1) (T1) (S1)	80.000	0.000	0.000	0.000	LREF 5.3120 IN.
(A77036)	DATA NOT AVAILABLE FOR ALL CONDITIONS	80.000	-1.200	15.000	0.000	BREF 5.3120 IN.
(A77018)	M556 (IA1) NAR ATP BL LV (O1) (T1) (S1)	80.000	-1.200	0.000	0.000	XMRP 4.6200 IN. YMRP 0.0000 IN. ZMRP 0.0000 IN. SCALE 0.0040

MACH 1.00

EFFECT OF RUDDER

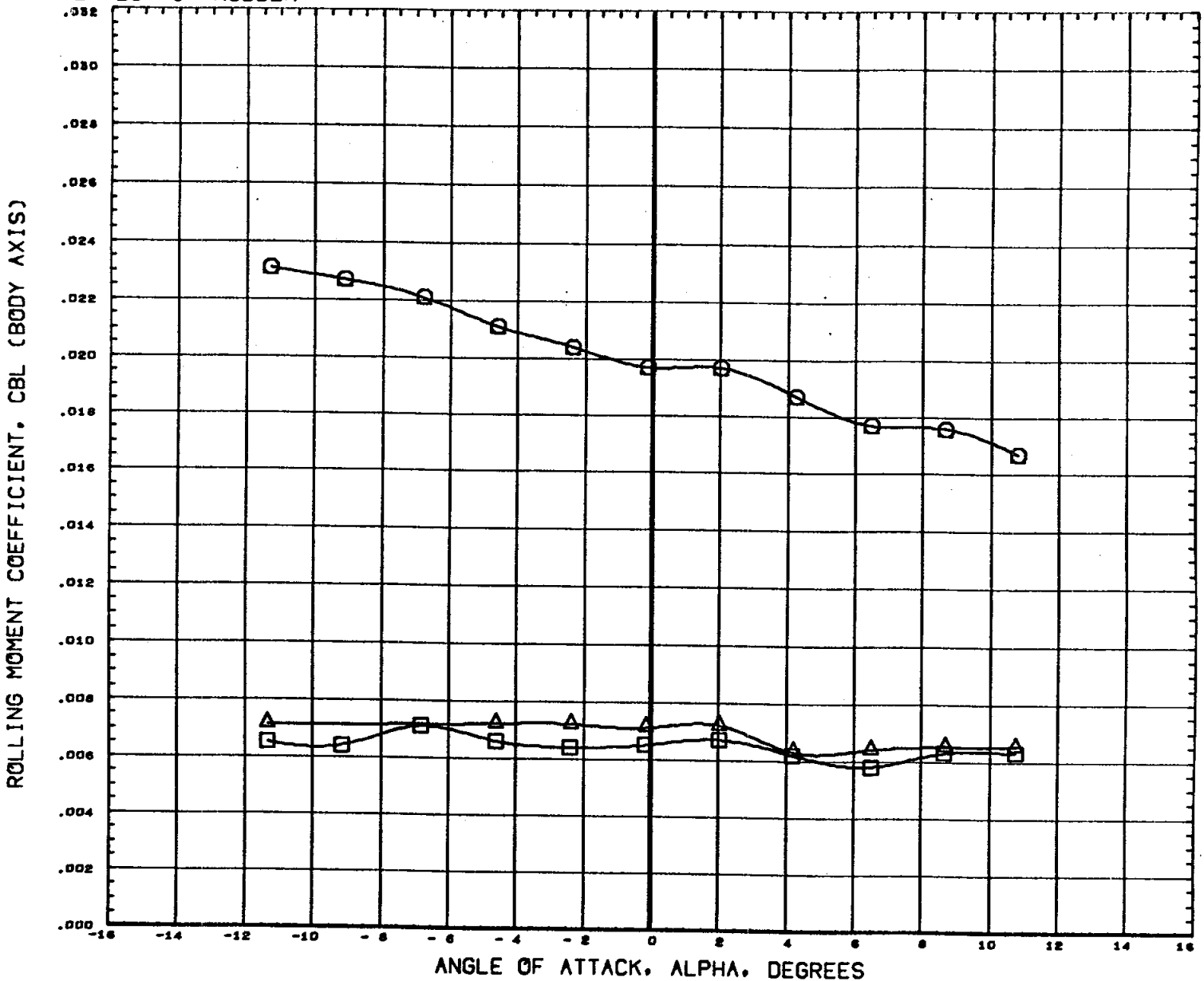


DATA SET SYMBOL	CONFIGURATION DESCRIPTION	PHI	ORBINC	RUDDER	AILRON	REFERENCE INFORMATION
(A77028)	M556 (IA1) NAR ATP BL LV (O1) (T1) (S1)	80.000	0.000	15.000	0.000	SREF 7.4190 30 IN.
(A77014)	M556 (IA1) NAR ATP BL LV (O1) (T1) (S1)	80.000	0.000	0.000	0.000	LREF 5.3120 IN.
(A77036)	DATA NOT AVAILABLE FOR ALL CONDITIONS	80.000	-1.200	15.000	0.000	BREF 4.8200 IN.
(A77018)	M556 (IA1) NAR ATP BL LV (O1) (T1) (S1)	80.000	-1.200	0.000	0.000	XHRP 0.0000 IN. YHRP 0.0000 IN. ZHRP 0.0000 IN. SCALE 0.0040

MACH 1.20

PAGE 576

EFFECT OF RUDDER

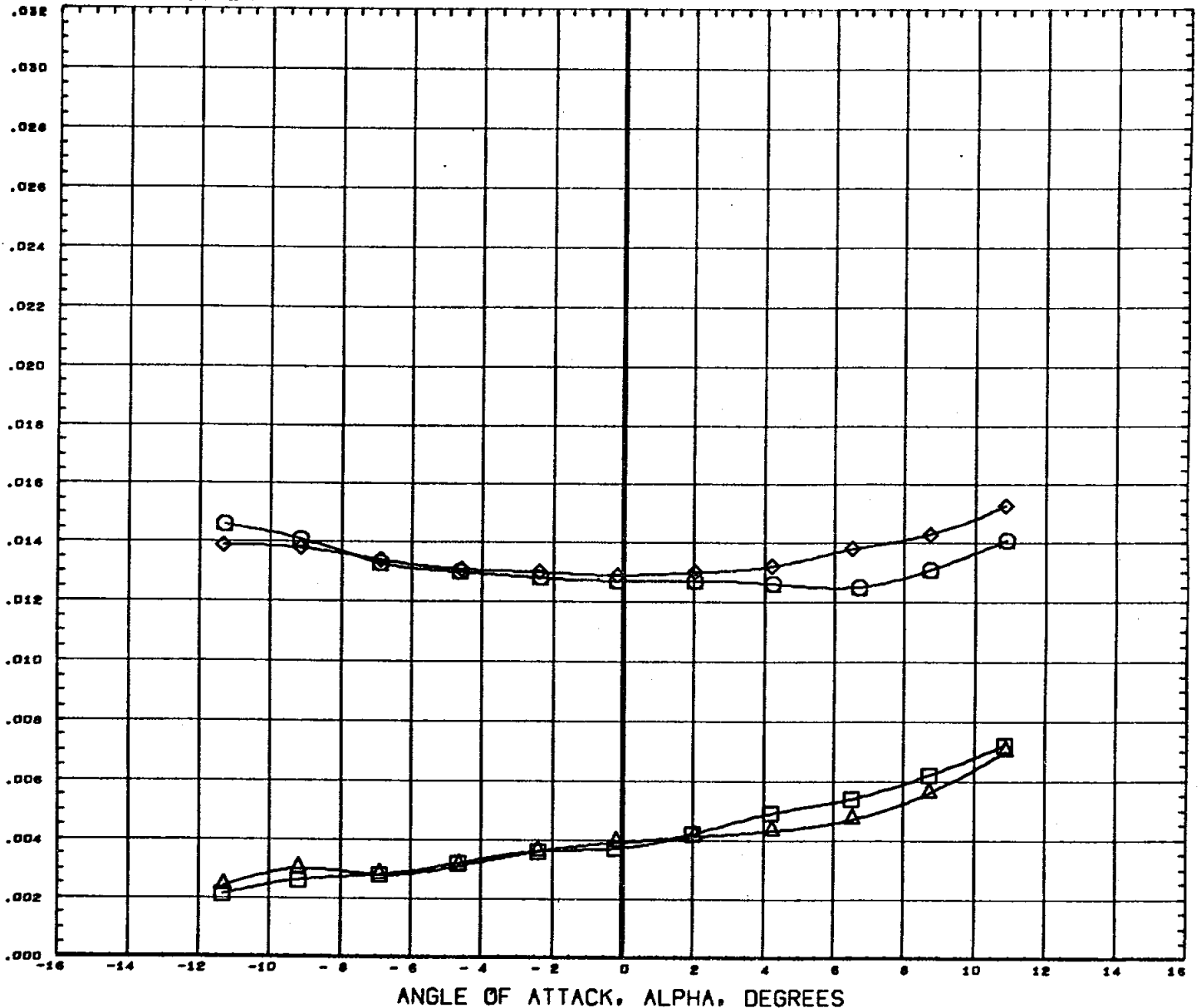


DATA SET SYMBOL	CONFIGURATION DESCRIPTION	PHI	ORBINC	RUDDER	AILRON	REFERENCE INFORMATION
(A77028)	M556 (IA1) NAR ATP BL LV (O1) (T1) (S1)	60.000	0.000	15.000	0.000	SREF 7.4190 38. IN.
(A77014)	M556 (IA1) NAR ATP BL LV (O1) (T1) (S1)	60.000	0.000	0.000	0.000	LREF 5.3120 IN.
(A77036)	DATA NOT AVAILABLE FOR ALL CONDITIONS	60.000	-1.200	15.000	0.000	BREF 5.3120 IN.
(A77018)	M556 (IA1) NAR ATP BL LV (O1) (T1) (S1)	60.000	-1.200	0.000	0.000	XMRP 4.8200 IN. YMRP 0.0000 IN. ZMRP 0.0000 IN. SCALE 0.0040

MACH 1.46

EFFECT OF RUDDER

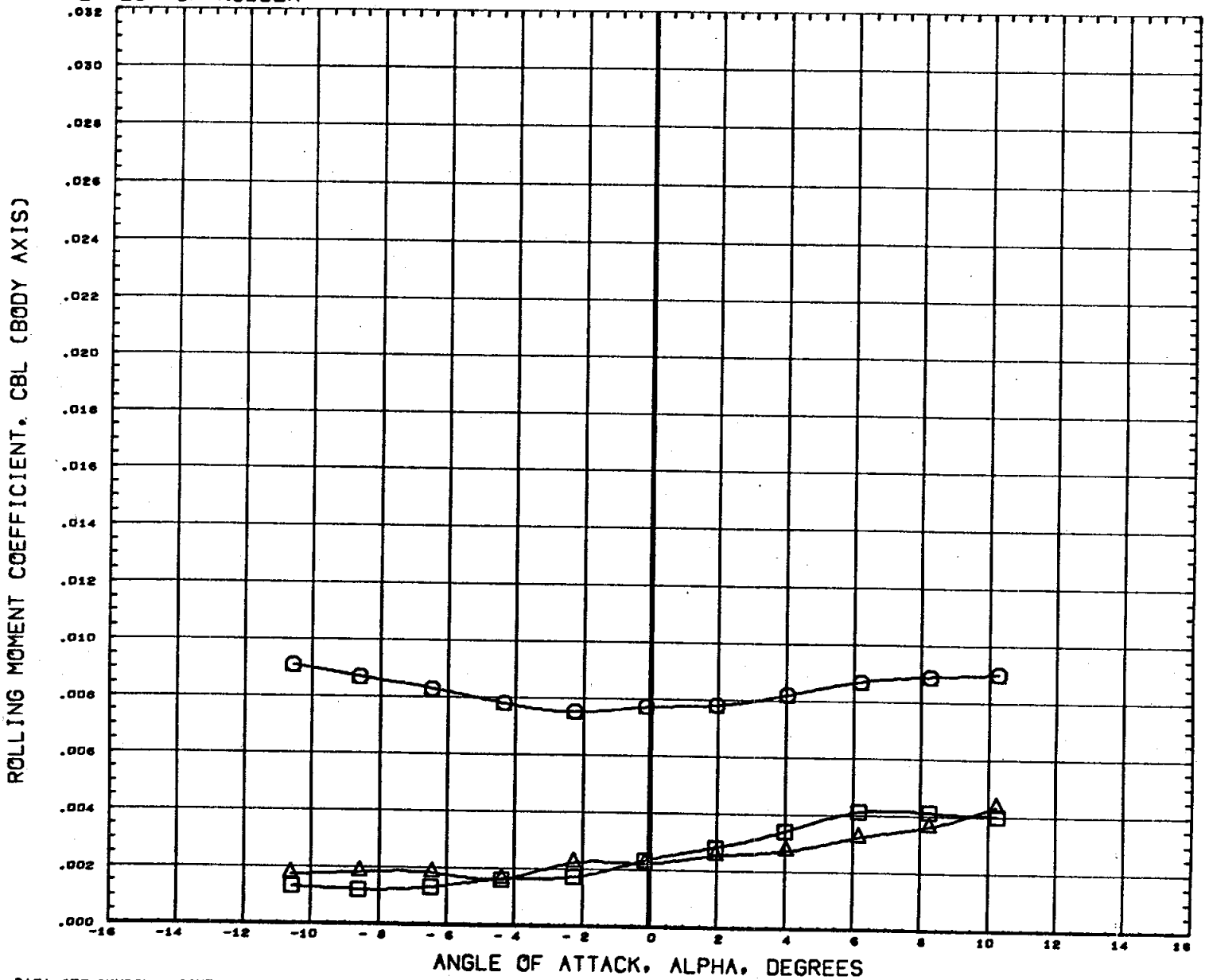
ROLLING MOMENT COEFFICIENT, CBL (BODY AXIS)



DATA SET SYMBOL	CONFIGURATION DESCRIPTION	PHI	ORBINC	RUDDER	AILRON	REFERENCE INFORMATION
(A77026)	M556 (IA1) NAR ATP BL LV (O1) (T1) (S1)	80.000	0.000	15.000	0.000	SREF 7.4190 30. IN.
(A77014)	M556 (IA1) NAR ATP BL LV (O1) (T1) (S1)	80.000	0.000	0.000	0.000	LREF 5.3120 IN.
(A77036)	M556 (IA1) NAR ATP BL LV (O1) (T1) (S1)	80.000	-1.200	15.000	0.000	BREF 5.3120 IN.
(A77018)	M556 (IA1) NAR ATP BL LV (O1) (T1) (S1)	80.000	-1.200	0.000	0.000	XMRP 4.8200 IN.
						YMRP 0.0000 IN.
						ZMRP 0.0000 IN.
						SCALE 0.0040

MACH 1.96

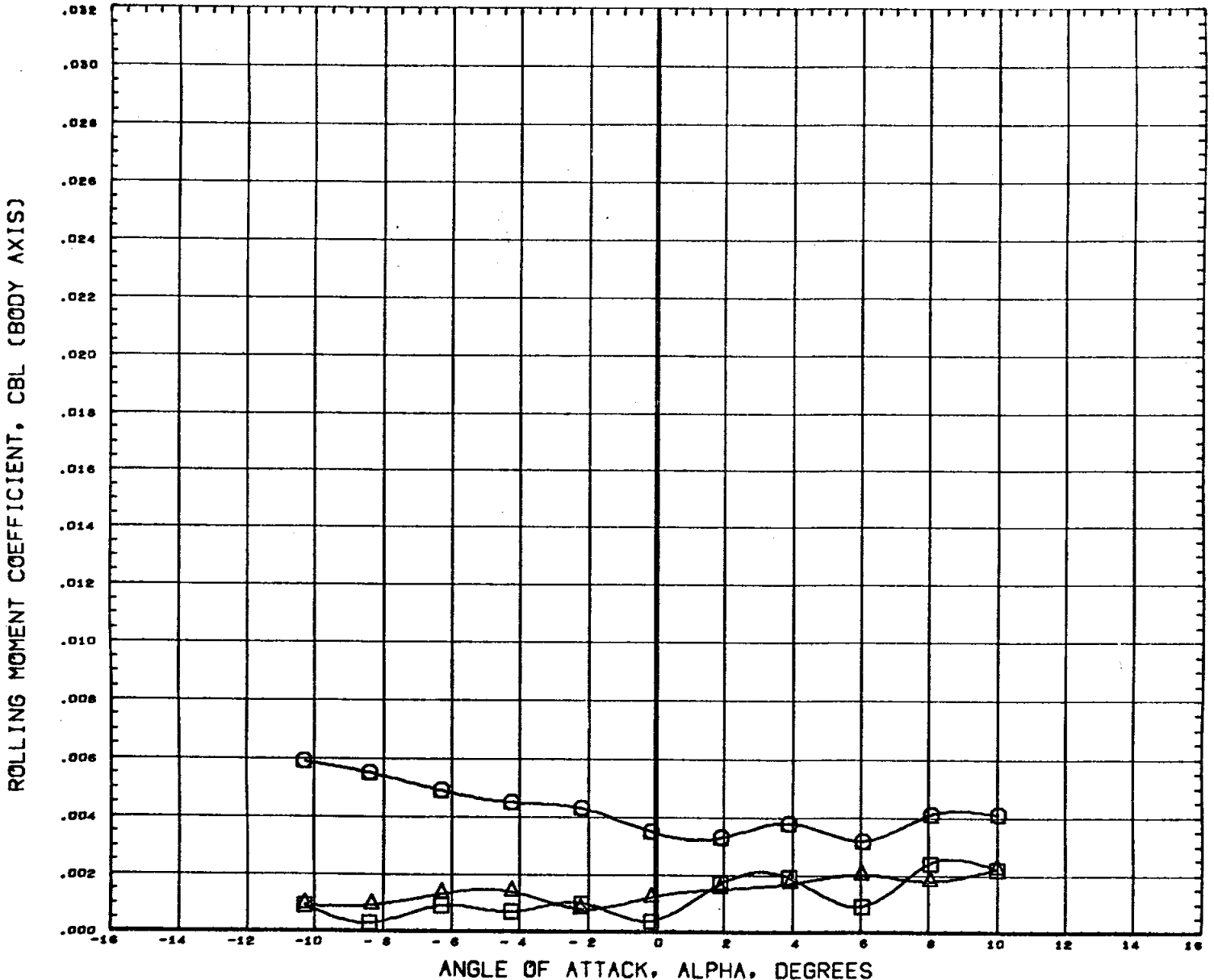
EFFECT OF RUDDER



DATA SET SYMBOL	CONFIGURATION DESCRIPTION	PHI	ORBINC	RUDDER	AILRON	REFERENCE INFORMATION
(A77028)	M556 (IA1) NAR ATP BL LV (O1) (T1) (S1)	80.000	0.000	15.000	0.000	SREF 7.4190 sq. in.
(A77014)	M556 (IA1) NAR ATP BL LV (O1) (T1) (S1)	80.000	0.000	0.000	0.000	LREF 5.3120 in.
(A77036)	DATA NOT AVAILABLE FOR ALL CONDITIONS	80.000	-1.200	15.000	0.000	BREF 5.3120 in.
(A77016)	M556 (IA1) NAR ATP BL LV (O1) (T1) (S1)	80.000	-1.200	0.000	0.000	XMRP 4.8200 in. YMRP 0.0000 in. ZMRP 0.0000 in. SCALE 0.0040

MACH 2.99

EFFECT OF RUDDER



DATA SET SYMBOL	CONFIGURATION DESCRIPTION	PHI	ORBINC	RUDDER	AILRON	REFERENCE INFORMATION
(A77028)	M556 (IA1) NAR ATP BL LV (O1) (T1) (S1)	80.000	0.000	15.000	0.000	SREF 7.4190 SQ. IN.
(A77014)	M556 (IA1) NAR ATP BL LV (O1) (T1) (S1)	80.000	0.000	0.000	0.000	LREF 5.3120 IN.
(A77036)	DATA NOT AVAILABLE FOR ALL CONDITIONS	80.000	-1.200	15.000	0.000	BREF 5.3120 IN.
(A77018)	M556 (IA1) NAR ATP BL LV (O1) (T1) (S1)	80.000	-1.200	0.000	0.000	XMRP 4.8200 IN.
						YMRP 0.0000 IN.
						ZMRP 0.0000 IN.
						SCALE 0.0040

MACH 4.96

A P P E N D I X
TABULATED SOURCE DATA LISTING

Tabulations of the plotted data are available from
SADSAC Operations on request.

M556 (IA1) MAR ATP BL LV (T3)

(R77001) (27 NOV 72)

REFERENCE DATA

PARAMETRIC DATA

SREF = 7.4190 SQ. IN. XMRP = 4.8200 IN.
 LREF = 5.3120 IN. YMRP = .0000 IN.
 BREF = 5.3120 IN. ZMRP = .0000 IN.
 SCALE = .0040

BETA = .000 CONFIG = 1.000

RUN NO. 140/ 0 RN/L = 4.91 GRADIENT INTERVAL = -5.00/ 5.00

MACH	ALPHA	CN	CLM	CY	CYN	CBL	CAF	CAB
.598	-10.150	-.04790	-.04950	.01240	.00300	.00000	-.00660	.02630
.598	-8.240	-.02940	-.04490	.01240	.00300	.00000	-.00150	.02190
.598	-6.230	-.02250	-.03670	.00800	.00450	.00000	.00260	.01790
.598	-4.160	-.01290	-.02580	.00820	.00660	.00020	.00380	.01470
.598	-2.160	-.00580	-.01370	.00820	.00640	.00010	.01040	.00760
.598	-.130	.00360	-.00070	.00720	.00770	.00000	.01040	.00670
.598	1.860	.00830	.00970	.00610	.00830	.00000	.01350	.00320
.598	3.900	.01790	.02280	.00740	.00830	.00000	.01410	.00350
.598	5.960	.02270	.03450	.00740	.00890	-.00030	.01200	.00580
.598	7.970	.03200	.04430	.00640	.00880	.00000	.00340	.01640
.598	9.870	.04840	.04990	.00770	.00880	.00010	-.00480	.02290
.598	-1.130	.00590	-.00310	.00840	.00780	.00010	.01170	.00580
GRADIENT		.00376	.00599	-.00018	.00026	-.00002	.00118	-.00133

RUN NO. 141/ 0 RN/L = 6.18 GRADIENT INTERVAL = -5.00/ 5.00

MACH	ALPHA	CN	CLM	CY	CYN	CBL	CAF	CAB
.902	-10.270	-.09070	-.02620	.01220	-.00110	.00000	.01100	.02630
.902	-8.330	-.07040	-.02010	.01300	-.00030	.00000	.01390	.02170
.902	-6.290	-.05170	-.01610	.00980	.00130	.00000	.01880	.01550
.902	-4.230	-.03640	-.00980	.01050	.00180	.00000	.01720	.01440
.902	-2.180	-.01910	-.00450	.01140	.00230	.00000	.01940	.01190
.902	-.140	-.00160	-.00110	.01090	.00330	.00000	.01570	.01310
.902	1.890	.01580	.00360	.01040	.00350	.00000	.01180	.01640
.902	3.940	.03600	.00780	.00850	.00480	.00000	.01050	.02230
.902	6.030	.05360	.01380	.00860	.00580	.00000	.00040	.03400
.902	8.050	.07020	.01840	.00810	.00620	-.00010	-.01020	.04530
.902	9.980	.08890	.02430	.00820	.00650	.00000	-.01180	.04720
.902	-1.130	.00090	.00000	.01010	.00320	.00000	.01520	.01280
GRADIENT		.00880	.00212	-.00024	.00035	.00000	-.00103	.00099

M556 (IA1) NAR ATP BL LV (T3)

(R77001) (27 NOV 72)

REFERENCE DATA

BREF = 7.4190 SQ. IN. XMRP = 4.8200 IN.
 LREF = 5.3120 IN. YMRP = .0000 IN.
 BREF = 5.3120 IN. ZMRP = .0000 IN.
 SCALE = .0040

PARAMETRIC DATA

BETA = .000 CONFIG = 1.000

RUN NO. 142/ 0 RN/L = 6.40 GRADIENT INTERVAL = -5.00/ 5.00

MACH	ALPHA	CN	CLM	CY	CYN	CBL	CAF	CAB
.999	-10.320	-.09140	-.03110	.01110	-.00080	.00000	.02710	.05760
.999	-8.370	-.07270	-.02490	.01060	.00010	-.00010	.03030	.05340
.999	-6.310	-.05290	-.01710	.01140	.00140	.00000	.03490	.04630
.999	-4.260	-.03700	-.01020	.01030	.00180	-.00010	.03560	.04360
.999	-2.190	-.01860	-.00430	.00990	.00260	.00000	.03560	.04230
.999	-.130	.00090	.00130	.00940	.00320	-.00010	.03390	.04270
.999	1.890	.01810	.00700	.00770	.00440	-.00020	.03090	.04500
.999	3.960	.03400	.01330	.00780	.00540	.00000	.03200	.04590
.999	6.050	.05300	.02020	.00860	.00590	.00000	.03040	.04630
.999	8.090	.07080	.02760	.00870	.00670	.00000	.03300	.05010
.999	10.050	.09170	.03470	.00950	.00650	.00000	.03020	.05360
.999	-.130	-.00260	.00250	.01060	.00340	-.00010	.03090	.04220
GRADIENT		.00871	.00284	-.00035	.00044	.00000	-.00058	.00035

RUN NO. 143/ 0 RN/L = 6.59 GRADIENT INTERVAL = -5.00/ 5.00

MACH	ALPHA	CN	CLM	CY	CYN	CBL	CAF	CAB
1.200	-10.380	-.09600	-.03520	.00940	.00160	-.00020	.05020	.04850
1.200	-8.410	-.07310	-.02900	.00850	.00320	-.00020	.05130	.04430
1.200	-6.360	-.05450	-.02110	.00700	.00440	-.00020	.05390	.03850
1.200	-4.270	-.03480	-.01300	.00820	.00490	-.00020	.05480	.03470
1.200	-2.210	-.01940	-.00460	.00510	.00720	-.00040	.05560	.03270
1.200	-.130	-.00190	.00380	.00640	.00740	-.00010	.05410	.03450
1.200	1.920	.01440	.01080	.00380	.00890	.00000	.05280	.03450
1.200	3.960	.03110	.02000	.00450	.00980	-.00020	.05350	.03440
1.200	6.090	.05170	.02630	.00570	.00990	-.00020	.05280	.03870
1.200	8.140	.07230	.03330	.00480	.01010	-.00020	.05170	.04320
1.200	10.090	.09620	.03970	.00600	.00960	-.00020	.04830	.04890
1.200	-.130	-.00180	.00430	.00530	.00830	-.00010	.05560	.03290
GRADIENT		.00804	.00395	-.00042	.00056	.00002	-.00026	.00006

M556 (IA1) NAR ATP BL LV (T3)

(R77001) (27 NOV 72)

REFERENCE DATA

PARAMETRIC DATA

SREF = 7.4190 SQ. IN. XMRP = 4.8200 IN.
 LREF = 5.3120 IN. YMRP = .0000 IN.
 BREF = 5.3120 IN. ZMRP = .0000 IN.
 SCALE = .0040

BETA = .000 CONFIG = 1.000

RUN NO. 184/ 0 RN/L = 6.47 GRADIENT INTERVAL = -5.00/ 5.00

MACH	ALPHA	CN	CLM	CY	CYN	CBL	CAF	CAB
1.462	-10.390	-.09740	-.04050	.00890	-.00050	-.00010	.15450	-.06030
1.462	-8.420	-.07210	-.03300	.00910	.00030	-.00020	.14900	-.05790
1.462	-6.330	-.05000	-.02570	.00870	.00140	-.00020	.13790	-.05060
1.462	-4.280	-.03200	-.01660	.00780	.00210	-.00020	.13020	-.04530
1.462	-2.210	-.01500	-.00760	.00900	.00250	-.00030	.12240	-.03830
1.462	-.150	.00180	.00050	.00760	.00360	-.00020	.11390	-.03020
1.462	1.930	.01990	.01020	.00880	.00380	-.00020	.10690	-.02310
1.462	3.990	.03580	.01870	.00790	.00510	-.00020	.10830	-.02360
1.462	6.150	.05690	.02760	.00800	.00570	-.00040	.12750	-.04000
1.462	8.170	.08010	.03480	.00870	.00580	-.00030	.14800	-.05890
1.462	10.130	.10750	.04170	.00990	.00610	-.00020	.15720	-.06590
1.462	-.120	.00390	.00060	.00760	.00370	-.00030	.11310	-.02950
GRADIENT		.00824	.00427	.00000	.00035	.00000	-.00287	.00283

RUN NO. 148/ 0 RN/L = 6.94 GRADIENT INTERVAL = -5.00/ 5.00

MACH	ALPHA	CN	CLM	CY	CYN	CBL	CAF	CAB
1.960	-10.460	-.11690	-.03790	.00960	.00010	-.00020	.05430	.02510
1.960	-8.480	-.08320	-.03340	.00830	.00090	-.00020	.05410	.02290
1.960	-6.380	-.05680	-.02640	.00810	.00240	-.00010	.05380	.01990
1.960	-4.280	-.03620	-.01760	.00820	.00280	-.00010	.05520	.01720
1.960	-2.210	-.01770	-.00860	.00740	.00320	-.00030	.05710	.01580
1.960	-.130	.00180	.00070	.00700	.00380	-.00030	.05450	.01690
1.960	1.940	.01950	.01000	.00770	.00460	-.00030	.05450	.01710
1.960	4.010	.03720	.01910	.00730	.00540	-.00030	.05440	.01840
1.960	6.120	.06250	.02800	.00750	.00570	-.00030	.05330	.02170
1.960	8.210	.08780	.03490	.00860	.00570	-.00040	.05430	.02450
1.960	10.220	.12480	.03920	.01030	.00550	-.00030	.05470	.02690
1.960	-.130	.00080	.00100	.00650	.00410	-.00030	.05540	.01610
GRADIENT		.00888	.00444	-.00007	.00032	-.00002	-.00020	.00018

MS56 (IA1) MAR ATP BL LV (TS)

(R77001) (27 NOV 72)

REFERENCE DATA

PARAMETRIC DATA

BREF = 7.4190 IN. XMRP = 4.8200 IN.
 LREF = 5.3120 IN. YMRP = .0000 IN.
 SREF = 5.3120 IN. ZMRP = .0000 IN.
 SCALE = .0040

BETA = .000 CONFIG = 1.000

RUN NO. 1/ D RN/L = 4.92 GRADIENT INTERVAL = -5.00/ 5.00

MACH	ALPHA	CN	CLM	CY	CYN	CBL	CAF	CAB
4.959	-10.160	-.12680	-.02470	.00900	.00060	-.00080	.05410	-.00080
4.959	-8.250	-.09970	-.02230	.00930	.00140	.00000	.05040	-.00010
4.959	-6.230	-.07390	-.02130	.00780	.00150	-.00010	.04670	.00040
4.959	-4.170	-.04780	-.01480	.01120	.00120	.00000	.04360	.00070
4.959	-2.180	-.02510	-.00880	.00810	.00270	.00000	.04140	.00070
4.959	-.150	.00400	-.00030	.00830	.00310	.00000	.03920	.00220
4.959	1.900	.02660	.00710	.00670	.00290	-.00060	.03950	.00260
4.959	3.910	.05240	.01360	.00680	.00210	-.00060	.04150	.00250
4.959	5.970	.07840	.01860	.00710	.00250	.00000	.04360	.00260
4.959	7.980	.10090	.02370	.00710	.00180	-.00080	.04670	.00310
4.959	9.880	.13320	.02350	.00890	.00120	.00000	.04840	.00330
	GRADIENT	.01246	.00359	-.00050	.00010	-.00009	-.00030	.00027

M556 (IA1) NAR ATP BL LV (T3) (S1)

(R77002) (27 NOV 72)

REFERENCE DATA

PARAMETRIC DATA

SREF = 7.4190 IN. XMRP = 4.8200 IN.
 LREF = 5.3120 IN. YMRP = .0000 IN.
 BREF = 5.3120 IN. ZMRP = .0000 IN.
 SCALE = .0040

BETA = .000 CONFIG = 2.000
 PHI = 80.000

RUN NO. 124/ 0 RN/L = 4.87 GRADIENT INTERVAL = -5.00/ 5.00

MACH	ALPHA	CN	CLM	CY	CYN	CBL	CAF	CAB
.598	-10.480	-.36460	-.00600	.02980	-.01260	-.00370	.08530	.04590
.598	-8.510	-.28880	-.00410	.02660	-.01090	-.00370	.09400	.04270
.598	-6.440	-.21660	-.00050	.02140	-.00860	-.00340	.09900	.04290
.598	-4.340	-.15000	.00130	.01850	-.00590	-.00250	.10330	.04130
.598	-2.240	-.08370	.00810	.01670	-.00440	-.00110	.10380	.04220
.598	-.150	-.00850	.01040	.01620	-.00330	.00010	.10210	.04250
.598	1.910	.05540	.00920	.01320	-.00140	.00100	.10240	.04070
.598	4.010	.13110	.00820	.01150	.00130	.00260	.09790	.04410
.598	6.170	.19230	.01040	.00740	.00350	.00350	.10070	.03730
.598	8.170	.28000	.01680	.01020	.00470	.00470	.09920	.03450
.598	10.160	.33630	.02130	.01080	.00570	.00600	.09210	.03290
.598	-1.150	-.00610	.00970	.01620	-.00270	.00060	.10400	.04080
GRADIENT		.03364	.00072	-.00084	.00083	.00059	-.00059	.00020

RUN NO. 125/ 0 RN/L = 6.15 GRADIENT INTERVAL = -5.00/ 5.00

MACH	ALPHA	CN	CLM	CY	CYN	CBL	CAF	CAB
.900	-10.920	-.42470	-.00900	.02340	-.01130	-.00410	.10830	.06200
.900	-8.830	-.32660	-.00700	.02080	-.00990	-.00390	.11550	.05950
.900	-6.650	-.25020	.00600	.01940	-.00790	-.00340	.12510	.05630
.900	-4.480	-.17530	.01690	.01840	-.00700	-.00220	.13250	.05420
.900	-2.300	-.09460	.01670	.01700	-.00630	-.00140	.13150	.05180
.900	-.160	-.01030	.00740	.01700	-.00510	-.00010	.13310	.05110
.900	1.970	.07550	-.00550	.01610	-.00420	.00070	.13340	.05060
.900	4.130	.15910	-.00790	.01400	-.00150	.00210	.13190	.04920
.900	6.450	.23650	-.00670	.01500	-.00030	.00330	.12750	.05380
.900	8.470	.31450	-.00060	.01700	.00100	.00420	.12030	.05410
.900	10.510	.39650	.00210	.01890	.00160	.00530	.11170	.05420
.900	-1.160	-.01040	.00740	.01560	-.00470	-.00010	.13230	.05140
GRADIENT		.03903	-.00334	-.00045	.00061	.00050	.00003	-.00052

M596 (IA1) MAR ATP BL LV (T3) (S1)

(R77002) (27 NOV 72)

REFERENCE DATA

PARAMETRIC DATA

SREF = 7.4190 SQ. IN. XMRP = 4.8200 IN.
 LREF = 5.3120 IN. YMRP = .0000 IN.
 BREF = 5.3120 IN. ZMRP = .0000 IN.
 SCALE = .0040

BETA = .000 CONFIG = 2.000
 PHI = 80.000

RUN NO. 126/ 0 RN/L = 6.35 GRADIENT INTERVAL = -5.00/ 5.00

MACH	ALPHA	CN	CLM	CY	CYN	CBL	CAF	CAB
.999	-11.060	-.43600	-.01990	.02110	-.01040	-.00410	.15540	.06810
.999	-8.940	-.33690	-.01750	.01990	-.00980	-.00390	.16360	.06520
.999	-6.730	-.24880	-.00870	.01680	-.00730	-.00340	.17190	.06170
.999	-4.530	-.16820	.00260	.01800	-.00640	-.00220	.17790	.05830
.999	-2.330	-.08690	.00700	.01670	-.00510	-.00120	.18390	.05430
.999	-.170	-.00450	.00680	.01600	-.00450	-.00030	.18480	.05290
.999	2.020	.08060	.00540	.01600	-.00350	.00070	.18360	.05190
.999	4.190	.15920	.00750	.01350	-.00060	.00180	.18300	.05070
.999	6.590	.25140	.00920	.01480	.00000	.00330	.17320	.05420
.999	8.630	.33700	.01340	.01710	.00100	.00460	.17010	.05340
.999	10.700	.43210	.01650	.01830	.00190	.00540	.16070	.05510
.999	-1.140	-.00200	.00750	.01730	-.00470	.00000	.18110	.05350
GRADIENT		.03774	.00038	-.00045	.00061	.00045	.00046	-.00081

RUN NO. 127/ 0 RN/L = 6.52 GRADIENT INTERVAL = -5.00/ 5.00

MACH	ALPHA	CN	CLM	CY	CYN	CBL	CAF	CAB
1.199	-11.250	-.45750	-.02730	.01280	-.00430	-.00350	.18280	.06370
1.199	-9.090	-.34890	-.02850	.01280	-.00340	-.00370	.18590	.06380
1.199	-6.840	-.25350	-.02170	.01380	-.00310	-.00330	.19090	.05970
1.199	-4.610	-.16910	-.01030	.01280	-.00170	-.00240	.19240	.05790
1.199	-2.400	-.08690	-.00490	.01170	-.00020	-.00130	.19180	.05740
1.199	-.170	-.00360	-.00060	.01070	.00160	-.00040	.19410	.05410
1.199	2.030	.07740	.00330	.01070	.00280	.00050	.19530	.05160
1.199	4.230	.15670	.01280	.00970	.00500	.00180	.19450	.05250
1.199	6.540	.24620	.02240	.01150	.00670	.00320	.19260	.05200
1.199	8.760	.33960	.02670	.01370	.00650	.00430	.18810	.05340
1.199	10.910	.44730	.02960	.01590	.00680	.00460	.18410	.05300
1.199	-1.150	.00070	.00080	.01180	.00130	-.00020	.19410	.05310
GRADIENT		.03690	.00246	-.00033	.00074	.00046	.00035	-.00075

M556 (IA1) NAR ATP BL LV (TS) (S1)

(R77002) (27 NOV 72)

REFERENCE DATA

PARAMETRIC DATA

BREF = 7.4190 SQ.IN. XMRP = 4.8200 IN.
 LREF = 5.3120 IN. YMRP = .0000 IN.
 BREF = 5.3120 IN. ZMRP = .0000 IN.
 SCALE = .0040

BETA = .000 CONFIG = 2.000
 PHI = 80.000

RUN NO. 180/ 0 RN/L = 6.47 GRADIENT INTERVAL = -5.00/ 5.00

MACH	ALPHA	CN	CLM	CY	CYN	CBL	CAF	CAB
1.463	-11.310	-.47770	-.01780	.01780	-.00830	-.00310	.23440	.00570
1.463	-9.110	-.35290	-.01950	.01890	-.00860	-.00330	.23880	.00170
1.463	-6.810	-.24960	-.01220	.01800	-.00750	-.00290	.23550	.00530
1.463	-4.590	-.16780	-.00060	.01650	-.00480	-.00210	.23430	.00610
1.463	-2.400	-.09020	.00700	.01550	-.00260	-.00120	.22510	.01330
1.463	-.170	-.00560	.00700	.01440	-.00140	-.00040	.21880	.01610
1.463	2.020	.07580	.00500	.01540	-.00100	.00010	.21910	.01690
1.463	4.270	.15750	.01390	.01710	.00010	.00150	.22570	.01130
1.463	6.530	.24640	.02260	.01920	.00060	.00220	.21850	.01730
1.463	8.800	.34700	.02790	.02090	.00220	.00310	.21280	.01820
1.463	10.980	.47010	.02680	.02420	.00250	.00360	.20900	.01830
1.463	-.150	.00060	.00750	.01500	-.00130	-.00030	.21720	.01830
GRADIENT		.03688	.00122	.00005	.00051	.00038	-.00104	.00063

RUN NO. 152/ 0 RN/L = 6.91 GRADIENT INTERVAL = -5.00/ 5.00

MACH	ALPHA	CN	CLM	CY	CYN	CBL	CAF	CAB
1.966	-11.390	-.51930	.02240	.01840	-.00670	-.00160	.23310	-.02890
1.966	-9.190	-.38720	.00830	.02800	-.01020	-.00210	.24110	-.03770
1.966	-6.900	-.26640	-.00020	.01990	-.00520	-.00230	.28440	-.07990
1.966	-4.600	-.16600	.00020	.01670	-.00380	-.00160	.29260	-.08760
1.966	-2.370	-.08240	.00360	.01580	-.00160	-.00060	.28470	-.07920
1.966	-.180	-.00410	.00040	.01500	-.00020	-.00020	.25130	-.05060
1.966	2.040	.07840	-.00210	.01590	.00050	.00050	.23020	-.02890
1.966	4.290	.16160	.00140	.01490	.00210	.00130	.23580	-.03200
1.966	6.580	.25880	.00220	.01890	.00190	.00240	.23590	-.03510
1.966	8.860	.37610	-.00370	.02610	-.00070	.00290	.22330	-.02690
1.966	11.060	.50950	-.02310	.02870	-.00020	.00260	.20910	-.01570
1.966	-.150	.00070	.00190	.01460	-.00020	-.00010	.24160	-.04180
GRADIENT		.03677	-.00015	-.00016	.00063	.00031	-.00756	.00727

M556(IA1) NAR ATP BL LV (T3) (S1)

(R77002) (27 NOV 72)

REFERENCE DATA

PARAMETRIC DATA

BREF = 7.4190 SQ.IN. XMRP = 4.8200 IN.
 LREF = 5.3120 IN. YMRP = .0000 IN.
 BREF = 5.3120 IN. ZMRP = .0000 IN.
 SCALE = .0040

BETA = .000 CONFIG = 2.000
 PHI = 80.000

RUN NO. 5/ 0 RN/L = 4.85 GRADIENT INTERVAL = -5.00/ 5.00

MACH	ALPHA	CN	CLM	CY	CYN	CBL	CAF	CAB
4.959	-10.340	-.34400	.01870	.00980	-.00050	-.00090	.12780	.00130
4.959	-8.390	-.27640	.01170	.01010	-.00100	-.00130	.12400	.00250
4.959	-6.330	-.20550	.00920	.01210	-.00080	-.00090	.12440	.00030
4.959	-4.260	-.13790	.00460	.01070	-.00030	-.00110	.12170	.00200
4.959	-2.210	-.06990	.00620	.01440	.00080	-.00080	.12090	.00290
4.959	-.150	.00100	.00220	.01000	.00380	-.00020	.11420	.00520
4.959	1.890	.06540	.00400	.01350	.00160	.00000	.11510	.00590
4.959	3.920	.12650	.00230	.01220	.00130	.00040	.11490	.00660
4.959	6.030	.19720	-.00170	.01420	.00000	.00090	.11250	.00670
4.959	8.040	.26490	-.00790	.01610	-.00020	.00070	.11270	.00700
4.959	10.010	.33570	-.01660	.01320	.00110	.00090	.11520	.00660
	GRADIENT	.03246	-.00033	.00010	.00020	.00019	-.00095	.00060

M586(IA1) MAR ATP BL LV (T3) (S1)

(R77003) (27 NOV 72)

REFERENCE DATA

PARAMETRIC DATA

BREF = 7.4190 SQ. IN. XMRP = 4.8200 IN.
 LREF = 5.3120 IN. YMRP = .0000 IN.
 BREF = 5.3120 IN. ZMRP = .0000 IN.
 SCALE = .0040

ALPHA = .000 CONFIG = 2.000
 PHI = 80.000

RUN NO. 131/ 0 RN/L = 4.91 GRADIENT INTERVAL = -5.00/ 5.00

MACH	BETA	CN	CLM	CY	CYN	CBL	CAF	CAB
.600	-10.020	.04770	-.00700	.11510	-.01470	.00940	.06470	.07620
.600	-8.120	.05150	-.00350	.09690	-.01340	.00830	.06710	.07430
.600	-6.090	.04580	.00170	.07030	-.00950	.00680	.07700	.06320
.600	-4.070	.03830	.00780	.04970	-.00640	.00500	.08160	.06040
.600	-2.040	.03750	.01000	.02690	-.00310	.00340	.08550	.05770
.600	-.030	.03910	.01100	.00860	-.00050	.00190	.08430	.06080
.600	2.010	.03790	.01160	-.01990	.00370	-.00010	.08950	.05530
.600	4.030	.03730	.01380	-.03810	.00690	-.00180	.08760	.05600
.600	6.120	.04070	.01240	-.06320	.01080	-.00420	.08630	.05580
.600	8.080	.04230	.01180	-.08750	.01450	-.00580	.08600	.05620
.600	10.020	.04600	.01150	-.10730	.01590	-.00750	.08130	.06060
.600	.000	.04120	.00920	.00630	.00000	.00140	.08580	.05940
GRADIENT		-.00008	.00067	-.01098	.00165	-.00084	.00079	-.00055

RUN NO. 130/ 0 RN/L = 6.13 GRADIENT INTERVAL = -5.00/ 5.00

MACH	BETA	CN	CLM	CY	CYN	CBL	CAF	CAB
.903	-10.150	.04240	-.01380	.13630	-.02040	.00800	.11050	.08280
.903	-8.220	.04240	-.00990	.11390	-.01980	.00690	.11420	.07880
.903	-6.150	.03960	-.00650	.08730	-.01860	.00590	.11800	.06850
.903	-4.080	.04020	-.00330	.06150	-.01510	.00460	.11910	.06660
.903	-2.040	.03820	-.00120	.03420	-.00880	.00310	.11880	.06690
.903	.000	.03590	.00080	.00450	-.00110	.00100	.11890	.06450
.903	2.030	.03550	.00250	-.02620	.00790	-.00080	.12310	.06000
.903	4.070	.03220	.00440	-.05380	.01510	-.00270	.12430	.05760
.903	6.210	.03370	.00710	-.08070	.02030	-.00450	.12260	.06060
.903	8.180	.03650	.00690	-.10730	.02210	-.00610	.12390	.06570
.903	10.130	.03640	.00620	-.13050	.02260	-.00790	.12000	.07180
.903	.000	.03600	.00110	.00520	-.00100	.00120	.12150	.06430
GRADIENT		-.00092	.00094	-.01429	.00378	-.00091	.00072	-.00122

M556 (IA1) MAR ATP BL LV (TS) (S1)

(R77003) (27 NOV 72)

REFERENCE DATA

PARAMETRIC DATA

SREF = 7.4190 SQ. IN. XMRP = 4.8200 IN.
 LREF = 5.3120 IN. YMRP = .0000 IN.
 GREF = 5.3120 IN. ZMRP = .0000 IN.
 SCALE = .0040

ALPHA = .000 CONFIG = 2.000
 PHI = 80.000

RUN NO. 129/ 0 RN/L = 6.56 GRADIENT INTERVAL = -5.00/ 5.00

MACH	BETA	CN	CLM	CY	CYN	CBL	CAF	CAB
1.001	-10.200	.04180	-.00750	.15260	-.02420	.00880	.15800	.08790
1.001	-8.240	.04040	-.00390	.12540	-.02290	.00750	.16180	.08270
1.001	-6.180	.03770	-.00050	.09710	-.02170	.00620	.16790	.07230
1.001	-4.120	.03540	.00270	.06800	-.01800	.00450	.16970	.06870
1.001	-2.050	.03330	.00640	.03690	-.01120	.00270	.16890	.06870
1.001	.000	.03030	.00900	.00600	-.00230	.00090	.16850	.06930
1.001	2.060	.03100	.01060	-.03160	.00940	-.00130	.17010	.06730
1.001	4.090	.03130	.01250	-.06260	.01710	-.00370	.17450	.06300
1.001	6.280	.03280	.01430	-.09190	.02140	-.00580	.17040	.06830
1.001	8.230	.03220	.01560	-.12100	.02270	-.00750	.17240	.06940
1.001	10.190	.03570	.01330	-.14710	.02370	-.00920	.16640	.07910
1.001	.000	.03160	.00900	.00480	-.00220	.00050	.16510	.07180
GRADIENT		-.00051	.00116	-.01606	.00442	-.00099	.00052	-.00062

RUN NO. 128/ 0 RN/L = 6.53 GRADIENT INTERVAL = -5.00/ 5.00

MACH	BETA	CN	CLM	CY	CYN	CBL	CAF	CAB
1.199	-10.270	.01740	-.00230	.15820	-.01820	.00710	.18080	.07520
1.199	-8.300	.02130	.00000	.12830	-.01680	.00610	.18010	.07310
1.199	-6.220	.02070	.00000	.09540	-.01490	.00460	.17870	.07100
1.199	-4.150	.02270	.00210	.06720	-.01200	.00330	.17850	.06910
1.199	-2.090	.02150	.00450	.03620	-.00720	.00190	.17980	.06810
1.199	.000	.02170	.00870	.00330	.00020	.00030	.18010	.06930
1.199	2.050	.01980	.01020	-.03230	.00930	-.00110	.18240	.06540
1.199	4.110	.01880	.01320	-.06510	.01560	-.00310	.18530	.06380
1.199	6.290	.01840	.01480	-.09630	.01810	-.00490	.18520	.06450
1.199	8.300	.01700	.01650	-.12560	.01940	-.00660	.18720	.06590
1.199	10.240	.01850	.01710	-.15510	.01930	-.00830	.18830	.06710
1.199	.000	.01930	.00910	.00220	.00030	.00030	.17960	.07000
GRADIENT		-.00046	.00135	-.01612	.00347	-.00076	.00078	-.00064

M556 (IA1) NAR ATP BL LV (T3) (81)

(R77003) (27 NOV 72)

REFERENCE DATA

SREF = 7.4190 94. IN. XMRP = 4.8200 IN.
 LREF = 5.3120 IN. YMRP = .0000 IN.
 BREF = 5.3120 IN. ZMRP = .0000 IN.
 SCALE = .0040

PARAMETRIC DATA

ALPHA = .000 CONFIG = 2.000
 PHI = 80.000

RUN NO. 181/ 0 RN/L = 6.47 GRADIENT INTERVAL = -5.00/ 5.00

MACH	BETA	CN	CLM	CY	CYN	CBL	CAF	CAB
1.463	-10.350	.02200	-.00750	.15860	-.00250	.00630	.17700	.07050
1.463	-8.350	.02210	-.00550	.12500	-.00350	.00500	.17530	.06920
1.463	-6.240	.02550	-.00260	.09380	-.00420	.00410	.17340	.06790
1.463	-4.170	.02360	-.00020	.06210	-.00460	.00270	.17460	.06400
1.463	-2.110	.02320	.00420	.03410	-.00430	.00160	.17420	.06320
1.463	-.020	.02300	.00680	.00260	-.00030	.00030	.17440	.06280
1.463	2.060	.02270	.00730	-.03040	.00390	-.00120	.17470	.06250
1.463	4.140	.02110	.00940	-.06150	.00570	-.00290	.17740	.06250
1.463	6.280	.02220	.00970	-.09370	.00440	-.00460	.17850	.06570
1.463	8.350	.02350	.00760	-.12390	.00350	-.00570	.17930	.06580
1.463	10.330	.02340	.00680	-.15510	.00060	-.00710	.18060	.06660
1.463	.000	.02090	.00640	.00210	-.00010	.00010	.17490	.06230
	GRADIENT	-.00026	.00107	-.01499	.00139	-.00067	.00029	-.00018

RUN NO. 151/ 0 RN/L = 6.91 GRADIENT INTERVAL = -5.00/ 5.00

MACH	BETA	CN	CLM	CY	CYN	CBL	CAF	CAB
1.968	-10.430	.02260	.00010	.17550	.00110	.00750	.16450	.05410
1.968	-8.430	.02440	.00040	.13560	.00240	.00600	.16320	.05060
1.968	-6.320	.02310	.00140	.09750	.00200	.00450	.15850	.05060
1.968	-4.190	.02190	.00300	.06490	.00000	.00310	.15810	.04910
1.968	-2.090	.02220	.00560	.03150	.00000	.00150	.15490	.04680
1.968	.000	.02240	.00740	-.00190	.00150	-.00020	.15520	.04660
1.968	2.090	.02250	.00780	-.03570	.00260	-.00190	.15630	.04620
1.968	4.190	.02350	.00810	-.06820	.00230	-.00380	.15900	.04620
1.968	6.340	.02410	.00750	-.10100	.00050	-.00530	.16290	.04680
1.968	8.460	.02390	.00710	-.13950	.00010	-.00660	.16760	.04660
1.968	10.430	.02650	.00630	-.17970	.00150	-.00850	.17110	.04900
1.968	.000	.02150	.00730	-.00240	.00170	-.00030	.15580	.04560
	GRADIENT	.00017	.00059	-.01592	.00034	-.00082	.00015	-.00031

M556 (IA1) NAR ATP BL LV (T3) (S1)

(R77003) (27 NOV 72)

REFERENCE DATA

BREF = 7.4190 SQ. IN. XMRP = 4.8200 IN.
 LREF = 5.3120 IN. YMRP = .0000 IN.
 BREF = 5.3120 IN. ZMRP = .0000 IN.
 SCALE = .0040

PARAMETRIC DATA

ALPHA = .000 CONFIG = 2.000
 PHI = 80.000

RUN NO. 4/ D RN/L = 4.83 GRADIENT INTERVAL = -5.00/ 5.00

MACH	BETA	CN	CLM	CY	CYN	CBL	CAF	CAB
4.959	-10.030	.01070	.00360	.18320	-.02410	.00590	.13290	.00670
4.959	-8.130	.00970	.00220	.14140	-.01260	.00430	.12580	.00670
4.959	-6.080	.01180	.00210	.10420	-.00450	.00290	.12200	.00660
4.959	-4.060	.00750	.00480	.07190	.00160	.00220	.11760	.00640
4.959	-2.030	.01230	.00360	.03630	.00500	.00170	.11630	.00660
4.959	.000	.00970	.00380	.00020	.00040	.00010	.11480	.00640
4.959	2.030	.01360	.00340	-.03400	-.00370	-.00120	.11590	.00650
4.959	4.040	.01200	.00430	-.07130	.00010	-.00210	.11780	.00660
4.959	6.130	.01060	.00370	-.10850	.00630	-.00310	.12230	.00660
4.959	8.130	.00960	.00380	-.14390	.01460	-.00400	.12660	.00660
4.959	10.050	.00860	.00390	-.18420	.02560	-.00580	.13270	.00690
	GRADIENT	.00051	-.00006	-.01761	-.00058	-.00057	-.00000	.00001

M556 (IA1) NAR ATP BL LV (T3) (S1)

(R77004) (27 NOV 72)

REFERENCE DATA

PARAMETRIC DATA

SREF = 7.4190 SQ. IN. XMRP = 4.8200 IN.
 LREF = 9.3120 IN. YMRP = .0000 IN.
 BREF = 5.3120 IN. ZMRP = .0000 IN.
 SCALE = .0040

BETA = .000 CONFIG = 2.000
 PHI = 90.000

RUN NO. 139/ 0 RN/L = 4.92 GRADIENT INTERVAL = -5.00/ 5.00

MACH	ALPHA	CN	CLM	CY	CYN	CBL	CAF	CAB
.599	-10.500	-.37490	-.01030	.02170	-.00810	-.00370	.04760	.07740
.599	-8.530	-.29990	-.00640	.01980	-.00610	-.00370	.05840	.07540
.599	-6.430	-.22030	-.00180	.01580	-.00380	-.00330	.06160	.07730
.599	-4.300	-.14780	.00220	.01640	-.00310	-.00210	.06450	.07950
.599	-2.240	-.08130	.00300	.01450	-.00210	-.00160	.06770	.07610
.599	-.160	-.00610	.00310	.01500	-.00130	.00010	.07500	.06770
.599	1.910	.06170	.00040	.01090	.00050	.00070	.07340	.06960
.599	3.990	.13500	.00230	.00920	.00250	.00240	.07290	.07040
.599	6.100	.20500	.00960	.00980	.00360	.00350	.06850	.07040
.599	8.170	.27970	.01350	.00570	.00560	.00490	.06440	.06770
.599	10.160	.35370	.01870	.00850	.00610	.00570	.06450	.06050
.599	-.160	-.01070	.00240	.01270	-.00060	-.00010	.07940	.06430
GRADIENT		.03418	-.00012	-.00087	.00067	.00055	.00109	-.00119

RUN NO. 138/ 0 RN/L = 6.20 GRADIENT INTERVAL = -5.00/ 5.00

MACH	ALPHA	CN	CLM	CY	CYN	CBL	CAF	CAB
.901	-10.910	-.42610	-.00420	.01960	-.00940	-.00390	.10610	.06280
.901	-8.830	-.33270	-.00100	.01940	-.00860	-.00390	.11310	.06410
.901	-6.680	-.25280	.00640	.01790	-.00690	-.00320	.11830	.06440
.901	-4.490	-.17490	.01270	.01590	-.00480	-.00220	.11850	.06710
.901	-2.310	-.09160	.01190	.01440	-.00370	-.00130	.11820	.06900
.901	-.170	-.00760	.00070	.01350	-.00280	-.00060	.11580	.07160
.901	1.980	.08560	-.00980	.01340	-.00190	.00060	.10890	.07640
.901	4.110	.16540	-.01070	.01400	-.00040	.00160	.10790	.07730
.901	6.340	.24630	-.00540	.01450	-.00040	.00240	.10380	.07710
.901	8.510	.33420	-.00070	.01560	.00030	.00340	.10040	.07970
.901	10.570	.42320	.00270	.01680	.00040	.00420	.08950	.08130
.901	-.160	-.00620	.00290	.01500	-.00280	-.00030	.11400	.07070
GRADIENT		.03992	-.00319	-.00022	.00049	.00044	-.00142	.00129

M556 (IA1) NAR ATP BL LV (T3) (S1)

(R77004) (27 NOV 72)

REFERENCE DATA

PARAMETRIC DATA

SREF = 7.4190 SQ. IN. XMRP = 4.8200 IN.
 LREF = 5.3120 IN. YMRP = .0000 IN.
 BREF = 5.3120 IN. ZMRP = .0000 IN.
 SCALE = .0040

BETA = .000 CONFIG = 2.000
 PHI = 90.000

RUN NO. 137/ D RN/L = 6.41 GRADIENT INTERVAL = -5.00/ 5.00

MACH	ALPHA	CN	CLM	CY	CYN	CBL	CAF	CAB
.998	-11.030	-.44360	-.01250	.02000	-.00930	-.00390	.15330	.06650
.998	-8.930	-.34030	-.00990	.01940	-.00830	-.00390	.16060	.06600
.998	-6.720	-.24920	-.00340	.01750	-.00650	-.00330	.16690	.06530
.998	-4.480	-.16490	.00350	.01630	-.00420	-.00250	.16890	.06620
.998	-2.320	-.08100	.00560	.01380	-.00300	-.00140	.16800	.06850
.998	-.140	.00160	.00370	.01360	-.00220	-.00100	.16390	.07330
.998	2.020	.08570	.00120	.01240	-.00050	.00010	.16160	.07350
.998	4.180	.16640	.00490	.01290	.00020	.00100	.15940	.07550
.998	6.460	.26040	.01100	.01600	.00000	.00240	.14680	.08320
.998	8.670	.35370	.01680	.01470	.00170	.00330	.14220	.08270
.998	10.770	.45550	.01820	.01710	.00190	.00370	.13340	.08430
.998	-.140	.00280	.00390	.01430	-.00230	-.00080	.16310	.07300
GRADIENT		.03829	-.00007	-.00038	.00052	.00039	-.00117	.00109

RUN NO. 136/ D RN/L = 6.60 GRADIENT INTERVAL = -5.00/ 5.00

MACH	ALPHA	CN	CLM	CY	CYN	CBL	CAF	CAB
1.199	-11.230	-.45800	-.02810	.01120	-.00280	-.00310	.16860	.07400
1.199	-9.080	-.34870	-.02560	.01120	-.00220	-.00340	.17600	.07130
1.199	-6.830	-.25240	-.01870	.01180	-.00170	-.00300	.17910	.07050
1.199	-4.590	-.16330	-.00890	.01070	-.00010	-.00220	.18020	.06920
1.199	-2.350	-.07920	-.00240	.01070	.00090	-.00140	.17670	.07210
1.199	-.140	.00190	.00250	.01020	.00290	-.00050	.17580	.07360
1.199	2.060	.08850	.00630	.00920	.00440	.00020	.17470	.07390
1.199	4.300	.17140	.01360	.01030	.00500	.00140	.17180	.07870
1.199	6.560	.26470	.01950	.01190	.00500	.00240	.16500	.08440
1.199	8.800	.36580	.02580	.01410	.00540	.00290	.16150	.08450
1.199	10.970	.47410	.02830	.01850	.00530	.00340	.15870	.08250
1.199	-.130	.00620	.00240	.01080	.00280	-.00030	.17560	.07390
GRADIENT		.03772	.00242	-.00010	.00062	.00040	-.00085	.00094

M556 (IA1) NAR ATP BL LV (T3) (S1)

(R77004) (27 NOV 72)

REFERENCE DATA

PARAMETRIC DATA

SREF = 7.4190 SQ. IN. XMRP = 4.8200 IN.
 LREF = 9.3120 IN. YMRP = .0000 IN.
 BREF = 5.3120 IN. ZMRP = .0000 IN.
 SCALE = .0040

BETA = .000 CONFIG = 2.000
 PHI = 90.000

RUN NO. 183/ 0 RN/L = 6.47 GRADIENT INTERVAL = -5.00/ 5.00

MACH	ALPHA	CN	CLM	CY	CYN	CBL	CAF	CAB
1.462	-11.300	-.46640	-.02340	.01370	-.00660	-.00300	.23660	-.00280
1.462	-9.090	-.33960	-.02530	.01590	-.00680	-.00310	.23880	-.00410
1.462	-6.780	-.24030	-.01770	.01600	-.00610	-.00280	.23730	-.00100
1.462	-4.580	-.15650	-.00680	.01500	-.00430	-.00200	.23500	.00180
1.462	-2.390	-.08110	.00150	.01440	-.00290	-.00150	.22860	.00610
1.462	-.140	.00360	.00180	.01390	-.00110	-.00060	.21760	.01660
1.462	2.060	.08520	.00300	.01440	-.00020	.00000	.21200	.02360
1.462	4.290	.16570	.01370	.01440	.00070	.00080	.21960	.01810
1.462	6.570	.25460	.02220	.01500	.00140	.00170	.21780	.01820
1.462	8.830	.35920	.02890	.01830	.00170	.00270	.21180	.02140
1.462	11.020	.49070	.02410	.01740	.00390	.00290	.21180	.01880
1.462	-.130	.00670	.00150	.01340	-.00100	-.00070	.21870	.01560
GRADIENT		.03654	.00191	-.00005	.00057	.00032	-.00214	.00226

RUN NO. 149/ 0 RN/L = 6.92 GRADIENT INTERVAL = -5.00/ 5.00

MACH	ALPHA	CN	CLM	CY	CYN	CBL	CAF	CAB
1.963	-11.370	-.50910	.01900	.01780	-.00630	-.00240	.14620	.05260
1.963	-9.160	-.36890	.00290	.01850	-.00590	-.00290	.14730	.05060
1.963	-6.870	-.25150	-.00560	.01370	-.00310	-.00270	.15390	.04790
1.963	-4.590	-.15720	-.00340	.01240	-.00150	-.00220	.15630	.04670
1.963	-2.360	-.07550	-.00060	.01340	-.00020	-.00120	.15520	.04530
1.963	-.170	.00540	-.00310	.01200	.00120	-.00070	.15260	.04480
1.963	2.060	.08800	-.00450	.01250	.00210	.00000	.15570	.04510
1.963	4.300	.17270	-.00060	.01440	.00240	.00090	.15510	.04770
1.963	6.600	.27670	.00100	.01560	.00240	.00200	.15430	.04810
1.963	8.920	.39730	-.00860	.02710	-.00230	.00270	.14830	.05140
1.963	11.120	.53270	-.02460	.03010	-.00200	.00210	.14460	.05230
1.963	-.140	.00950	-.00200	.01410	.00100	-.00050	.15480	.04320
GRADIENT		.03709	.00008	.00014	.00045	.00033	-.00008	.00008

MS56(IA1) NAR ATP BL LV (T3) (S1)

(R77004) (27 NOV 72)

REFERENCE DATA

PARAMETRIC DATA

SREF = 7.4190 SQ. IN. XMRP = 4.8200 IN.
 LREF = 5.3120 IN. YMRP = .0000 IN.
 BREF = 5.3120 IN. ZMRP = .0000 IN.
 SCALE = .0040

BETA = .000 CONFIG = 2.000
 PHI = 90.000

RUN NO. 2/ 0 RN/L = 4.89 GRADIENT INTERVAL = -5.00/ 5.00

MACH	ALPHA	CN	CLM	CY	CYN	CBL	CAF	CAB
4.959	-10.330	-.34080	.01920	.00980	-.00090	-.00120	.12220	.00650
4.959	-8.380	-.26360	.01070	.01490	-.00290	-.00090	.11980	.00650
4.959	-6.330	-.19600	.00540	.01040	-.00140	-.00110	.11930	.00670
4.959	-4.260	-.12820	.00230	.01410	-.00140	-.00020	.11910	.00650
4.959	-2.200	-.06370	.00180	.01440	-.00030	.00000	.12010	.00650
4.959	-.150	.01050	-.00240	.01170	.00250	.00030	.11590	.00660
4.959	1.890	.07470	-.00360	.01350	-.00030	.00040	.12160	.00400
4.959	3.920	.13910	-.00330	.01220	.00010	.00040	.11940	.00590
4.959	6.040	.20980	-.00820	.01250	-.00100	.00080	.11740	.00650
4.959	8.050	.28050	-.01230	.01450	-.00230	.00110	.11680	.00660
4.959	10.050	.35790	-.02150	.01800	-.00230	.00070	.11880	.00690
	GRADIENT	.03291	-.00081	-.00023	.00015	.00008	.00010	-.00018

M556 (IA1) NAR ATP BL LV (T3) (S1)

(R77005) (27 NOV 72)

REFERENCE DATA

PARAMETRIC DATA

SREF = 7.4190 SQ. IN. XMRP = 4.8200 IN.
 LREF = 5.3120 IN. YMRP = .0000 IN.
 BREF = 5.3120 IN. ZMRP = .0000 IN.
 SCALE = .0040

ALPHA = .000 CONFIG = 2.000
 PHI = 90.000

RUN NO. 132/ 0 RN/L = 4.91 GRADIENT INTERVAL = -5.00/ 5.00

MACH	BETA	CN	CLM	CY	CYN	CBL	CAF	CAB
.599	-10.000	.04480	-.00750	.11000	-.01780	.00400	.06290	.07720
.599	-8.100	.04600	-.00650	.09030	-.01550	.00360	.06530	.07450
.599	-6.080	.04320	-.00400	.06780	-.01070	.00340	.07660	.06380
.599	-4.060	.04470	-.00200	.04830	-.00760	.00290	.07750	.06400
.599	-2.040	.04170	-.00120	.02560	-.00410	.00220	.08440	.06000
.599	.000	.04340	.00080	.00630	-.00060	.00160	.08610	.05900
.599	2.010	.04260	.00250	-.01530	.00330	.00080	.08610	.05880
.599	4.030	.03960	.00440	-.03820	.00760	-.00010	.08720	.05650
.599	6.110	.04120	.00810	-.05880	.01070	-.00120	.08590	.05730
.599	8.090	.03830	.01010	-.08200	.01460	-.00170	.08590	.05680
.599	10.020	.04200	.01030	-.10250	.01740	-.00250	.08360	.05830
.599	.000	.04570	.00010	.00520	.00020	.00160	.08500	.06010
GRADIENT	-.00046	.00082	-.01057	.00187	-.00037	.00104	-.00080	

RUN NO. 133/ 0 RN/L = 6.21 GRADIENT INTERVAL = -5.00/ 5.00

MACH	BETA	CN	CLM	CY	CYN	CBL	CAF	CAB
.905	-10.110	.04280	-.01190	.13160	-.02300	.00350	.10740	.08530
.905	-8.190	.04130	-.01020	.10890	-.02290	.00330	.11320	.07650
.905	-6.160	.04560	-.00890	.08260	-.01990	.00300	.11680	.07100
.905	-4.090	.04510	-.00690	.05650	-.01480	.00250	.11550	.06890
.905	-2.060	.04580	-.00410	.03190	-.00850	.00200	.11880	.06700
.905	-.020	.04250	-.00150	.00460	-.00060	.00100	.11740	.06590
.905	2.020	.04090	.00080	-.02470	.00820	.00010	.12190	.06310
.905	4.060	.03780	.00400	-.05230	.01580	-.00090	.12350	.06090
.905	6.140	.03390	.00690	-.07900	.02160	-.00170	.12470	.06190
.905	8.170	.03280	.00790	-.10600	.02550	-.00260	.12420	.06670
.905	10.120	.03450	.00810	-.12710	.02540	-.00310	.11800	.07350
.905	.000	.04160	-.00210	.00320	-.00020	.00100	.11900	.06560
GRADIENT	-.00096	.00131	-.01345	.00382	-.00043	.00094	-.00098	

M588 (1A1) MAR ATP BL LV (T3) (S1)

(R77005) (27 NOV 72)

REFERENCE DATA

BREF = 7.4190 SQ. IN. XMRP = 4.8200 IN.
 LREF = 5.3120 IN. YMRP = .0000 IN.
 SREF = 5.3120 IN. ZMRP = .0000 IN.
 SCALE = .0040

PARAMETRIC DATA

ALPHA = .000 CONFIG = 2.000
 PHI = 90.000

RUN NO. 134/ 0 RN/L = 6.40 GRADIENT INTERVAL = -5.00/ 5.00

MACH	BETA	CN	CLM	CY	CYN	CBL	CAF	CAB
.999	-10.150	.03980	-.00870	.14350	-.02610	.00360	.15730	.08650
.999	-8.210	.03960	-.00690	.11640	-.02430	.00300	.16010	.08090
.999	-6.220	.03860	-.00330	.09100	-.02170	.00250	.16240	.07750
.999	-4.090	.03630	-.00080	.06040	-.01630	.00200	.16550	.07210
.999	-2.040	.03320	.00180	.03140	-.00950	.00120	.16830	.06980
.999	.000	.03270	.00420	.00180	-.00040	.00060	.16760	.07070
.999	2.060	.02970	.00570	-.03220	.00980	-.00010	.16900	.06860
.999	4.090	.03120	.00700	-.06100	.01710	-.00130	.16850	.06880
.999	6.200	.03040	.00870	-.09020	.02180	-.00200	.16460	.07380
.999	8.220	.03020	.00890	-.11760	.02490	-.00280	.16490	.07620
.999	10.190	.03270	.00840	-.14190	.02570	-.00300	.15920	.08490
.999	.000	.03290	.00420	.00120	.00000	.00060	.16420	.07200
GRADIENT		-.00067	.00095	-.01498	.00421	-.00039	.00033	-.00038

RUN NO. 135/ 0 RN/L = 6.62 GRADIENT INTERVAL = -5.00/ 5.00

MACH	BETA	CN	CLM	CY	CYN	CBL	CAF	CAB
1.200	-10.250	.03080	-.00240	.14890	-.01860	.00340	.17540	.07950
1.200	-8.270	.03140	-.00040	.12030	-.01790	.00290	.17590	.07670
1.200	-6.200	.03210	.00000	.09040	-.01590	.00240	.17450	.07530
1.200	-4.140	.03000	.00440	.06110	-.01170	.00210	.17590	.07230
1.200	-2.060	.02680	.00770	.03130	-.00650	.00120	.17850	.07070
1.200	.000	.02820	.00980	-.00090	.00200	.00040	.17960	.07040
1.200	2.040	.02860	.01260	-.03270	.01050	-.00050	.17980	.06910
1.200	4.120	.02770	.01590	-.06260	.01630	-.00170	.18180	.06680
1.200	6.280	.02640	.01710	-.09330	.01890	-.00250	.18350	.06730
1.200	8.260	.02710	.01750	-.12050	.02020	-.00340	.18350	.07010
1.200	10.260	.02650	.01910	-.14970	.01990	-.00400	.18500	.07130
1.200	.000	.03030	.00960	-.00190	.00240	.00040	.17840	.07170
GRADIENT		-.00014	.00135	-.01510	.00354	-.00045	.00064	-.00061

M556 (IA1) MAR ATP BL LV (TS) (81)

(R77005) (27 NOV 72)

REFERENCE DATA

PARAMETRIC DATA

BREF = 7.4190 84 IN. XMRP = 4.8200 IN.
 LREF = 9.3120 IN. YMRP = .0000 IN.
 BREF = 9.3120 IN. ZMRP = .0000 IN.
 SCALE = .0040

ALPHA = .000 CONFIG = 2.000
 PHI = 90.000

RUN NO. 182/ 0 RN/L = 6.47 GRADIENT INTERVAL = -5.00/ 5.00

MACH	BETA	CN	CLM	CY	CYN	CBL	CAF	CAB
1.462	-10.300	.03080	-.00630	.14930	-.00270	.00260	.17400	.07100
1.462	-8.330	.03100	-.00530	.11880	-.00410	.00220	.17370	.06920
1.462	-6.220	.03230	-.00270	.08830	-.00500	.00180	.17320	.06610
1.462	-4.160	.03060	-.00130	.05930	-.00560	.00140	.17270	.06350
1.462	-2.090	.03030	.00060	.03140	-.00420	.00080	.17220	.06250
1.462	.000	.03120	.00180	.00100	.00010	.00010	.17280	.06150
1.462	2.040	.03000	.00350	-.03130	.00540	-.00050	.17450	.06050
1.462	4.140	.02970	.00720	-.05920	.00650	-.00170	.17740	.06100
1.462	6.250	.02880	.00950	-.08980	.00500	-.00240	.17950	.06280
1.462	8.340	.03010	.01010	-.12000	.00370	-.00340	.17910	.06490
1.462	10.330	.03330	.01080	-.14940	.00180	-.00390	.17950	.06630
1.462	.000	.03020	.00190	.00100	.00000	.00010	.17350	.06120
GRADIENT		-.00010	.00096	-.01446	.00163	-.00036	.00056	-.00034

RUN NO. 150/ 0 RN/L = 6.90 GRADIENT INTERVAL = -5.00/ 5.00

MACH	BETA	CN	CLM	CY	CYN	CBL	CAF	CAB
1.969	-10.410	.02810	-.00290	.16550	.00320	.00190	.16110	.05520
1.969	-8.400	.03000	-.00070	.12890	.00390	.00210	.15890	.05290
1.969	-6.310	.02990	-.00050	.09280	.00360	.00170	.15720	.05020
1.969	-4.190	.02960	.00120	.06240	.00090	.00140	.15650	.04920
1.969	-2.110	.03090	.00350	.03150	.00000	.00060	.15670	.04650
1.969	.000	.02930	.00410	-.00240	.00220	-.00030	.15200	.04710
1.969	2.080	.03050	.00530	-.03410	.00390	-.00110	.15320	.04670
1.969	4.160	.02840	.00710	-.06580	.00280	-.00190	.15660	.04650
1.969	6.310	.02820	.00730	-.09810	.00040	-.00250	.16070	.04730
1.969	8.420	.02890	.00720	-.13330	-.00020	-.00300	.16410	.04860
1.969	10.430	.03360	.00540	-.17150	.00080	-.00350	.16660	.04970
1.969	.000	.02940	.00320	-.00380	.00260	-.00030	.15260	.04640
GRADIENT		-.00013	.00065	-.01541	.00037	-.00040	-.00016	-.00025

M556 (IA1) NAR ATP BL LV (T3) (S1)

(R77005) (27 NOV 72)

REFERENCE DATA

BREF = 7.4190 84. IN. XMRP = 4.8200 IN.
 LREF = 5.3120 IN. YMRP = .0000 IN.
 BREF = 5.3120 IN. ZMRP = .0000 IN.
 SCALE = .0040

PARAMETRIC DATA

ALPHA = .000 CONFIG = 2.000
 PHI = 90.000

RUN NO. 3/ 0 RN/L = 4.88 GRADIENT INTERVAL = -5.00/ 5.00

MACH	BETA	CN	CLM	CY	CYN	CBL	CAF	CAB
4.959	-10.050	.01990	-.00260	.17930	-.02490	.00060	.13270	.00690
4.959	-8.120	.02230	-.00270	.14100	-.01410	.00120	.12610	.00670
4.959	-6.080	.02120	-.00330	.10230	-.00440	.00020	.12210	.00660
4.959	-4.060	.01690	-.00290	.06850	.00180	.00030	.11880	.00650
4.959	-2.030	.01850	-.00450	.03290	.00600	.00000	.11760	.00650
4.959	.000	.02560	-.00670	.00030	.00080	-.00020	.11790	.00410
4.959	2.030	.02300	-.00500	-.03720	-.00350	-.00080	.11800	.00580
4.959	4.040	.02130	-.00330	-.07130	-.00100	-.00190	.11900	.00600
4.959	6.120	.02010	-.00320	-.10660	.00570	-.00140	.12220	.00640
4.959	8.110	.01920	-.00300	-.14520	.01580	-.00130	.12750	.00660
4.959	10.070	.02160	-.00240	-.18040	.02600	-.00130	.13330	.00710
	GRADIENT	.00066	-.00006	-.01726	-.00075	-.00026	.00004	-.00008

M556 (IA1) NAR ATP BL LV (01) (TS) (S1)

(R77006) (27 NOV 72)

REFERENCE DATA

SREF = 7.4190 IN. XMRP = 4.8200 IN.
 LREF = 5.3120 IN. YMRP = .0000 IN.
 BREF = 5.3120 IN. ZMRP = .0000 IN.
 SCALE = .0040

PARAMETRIC DATA

BETA = .000 CONFIG = 3.000
 PHI = 80.000 ORBINC = .000
 RUDDER = .000 AILRON = .000

RUN NO. 103/ 0 RN/L = 4.98 GRADIENT INTERVAL = -5.00/ 5.00

MACH	ALPHA	CN	CLM	CY	CYN	CBL	CAF	CAB
.599	-10.560	-.69440	.23340	.05580	-.02340	.00610	.11730	.12860
.599	-8.560	-.56950	.19770	.05550	-.02370	.00560	.12360	.12960
.599	-6.440	-.44350	.16370	.05130	-.02210	.00540	.13050	.12420
.599	-4.360	-.33020	.12820	.05400	-.02340	.00600	.13130	.12400
.599	-2.290	-.21620	.09420	.05220	-.02170	.00700	.13440	.12000
.599	-.180	-.10740	.06130	.04910	-.02000	.00740	.13360	.11650
.599	1.900	.01200	.02300	.04530	-.01840	.00810	.12780	.11620
.599	3.980	.12750	-.01410	.04810	-.01830	.00930	.12320	.11290
.599	6.120	.25560	-.05700	.04050	-.01390	.00880	.11790	.10780
.599	8.190	.37320	-.09410	.04250	-.01410	.01040	.11090	.10710
.599	10.190	.48340	-.12350	.03730	-.01170	.01040	.10790	.10170
.599	-.180	-.10230	.06070	.04780	-.01880	.00690	.13010	.11830
GRADIENT		.05479	-.01705	-.00090	.00065	.00037	-.00109	-.00125

RUN NO. 102/ 0 RN/L = 5.95 GRADIENT INTERVAL = -5.00/ 5.00

MACH	ALPHA	CN	CLM	CY	CYN	CBL	CAF	CAB
.799	-10.890	-.73810	.23210	.05060	-.02330	.00570	.14040	.13880
.799	-8.820	-.60360	.19840	.05170	-.02280	.00520	.14410	.13780
.799	-6.660	-.46780	.16310	.05200	-.02240	.00510	.14680	.13340
.799	-4.480	-.33740	.12660	.05190	-.02340	.00560	.14830	.13260
.799	-2.360	-.22180	.09590	.04930	-.02160	.00600	.14400	.13540
.799	-.200	-.10550	.06460	.04700	-.01910	.00680	.13770	.13530
.799	1.930	.01890	.02210	.04670	-.01820	.00760	.13650	.12860
.799	4.090	.14690	-.02070	.04130	-.01540	.00780	.13370	.12600
.799	6.250	.26730	-.05680	.04110	-.01360	.00810	.13210	.11950
.799	8.370	.39810	-.09910	.04350	-.01520	.00950	.12430	.11780
.799	10.390	.51350	-.13270	.03750	-.01120	.00850	.12100	.11580
.799	-.190	-.10330	.06440	.04600	-.01860	.00660	.14100	.13180
GRADIENT		.05643	-.01719	-.00111	.00091	.00028	-.00171	-.00093

MS56 (IA1) NAR ATP BL LV (01) (T3) (S1)

(R77006) (27 NOV 72)

REFERENCE DATA

PARAMETRIC DATA

BREF = 7.4190 94.IN. XMRP = 4.8200 IN.
 LREF = 5.3120 IN. YMRP = .0000 IN.
 BREF = 5.3120 IN. ZMRP = .0000 IN.
 SCALE = .0040

BETA = .000 CONFIG = 3.000
 PHI = 80.000 ORBINC = .000
 RUDDER = .000 AILRON = .000

RUN NO. 101/ 0 RN/L = 6.28 GRADIENT INTERVAL = -5.00/ 5.00

MACH	ALPHA	CN	CLM	CY	CYN	CBL	CAF	CAB
.901	-11.030	-.75660	.23750	.05250	-.02440	.00580	.15930	.16050
.901	-8.930	-.61420	.20450	.05490	-.02550	.00550	.16300	.15700
.901	-6.720	-.47010	.16900	.05150	-.02420	.00540	.16340	.15660
.901	-4.540	-.33820	.13320	.04790	-.02270	.00480	.16620	.15280
.901	-2.380	-.21870	.09910	.04900	-.02310	.00570	.16510	.15020
.901	-.180	-.09470	.06570	.04770	-.02130	.00600	.16020	.14910
.901	1.960	.03120	.02180	.04450	-.01920	.00690	.15870	.14200
.901	4.120	.16270	-.02440	.04360	-.01700	.00720	.15100	.13990
.901	6.320	.29950	-.07330	.03930	-.01360	.00710	.15150	.13340
.901	8.480	.43160	-.11600	.04110	-.01370	.00750	.14430	.13240
.901	10.510	.54220	-.14640	.03570	-.01030	.00720	.13640	.13110
.901	-1.180	-.09390	.06370	.04660	-.02030	.00560	.15650	.14850
GRADIENT		.05779	-.01812	-.00060	.00071	.00028	-.00170	-.00157

RUN NO. 100/ 0 RN/L = 6.49 GRADIENT INTERVAL = -5.00/ 5.00

MACH	ALPHA	CN	CLM	CY	CYN	CBL	CAF	CAB
.998	-11.110	-.84340	.32480	.05260	-.02620	.00610	.22220	.19370
.998	-8.980	-.68430	.28000	.05450	-.02660	.00650	.22660	.18640
.998	-6.770	-.53370	.23210	.05360	-.02630	.00630	.22800	.18190
.998	-4.540	-.38800	.18720	.05400	-.02650	.00660	.22860	.17800
.998	-2.340	-.24990	.14380	.05380	-.02480	.00640	.23020	.17320
.998	-.160	-.12500	.10640	.05190	-.02410	.00670	.22780	.16970
.998	2.000	.00950	.05610	.04770	-.02030	.00660	.21990	.16670
.998	4.190	.15920	-.00300	.04240	-.01540	.00650	.21230	.16200
.998	6.430	.32460	-.07050	.04410	-.01410	.00760	.20710	.15440
.998	8.580	.46240	-.12420	.04240	-.01310	.00760	.19800	.15280
.998	10.630	.59410	-.17340	.03920	-.01120	.00780	.19050	.15010
.998	-1.160	-.12010	.10340	.05240	-.02370	.00680	.22380	.17320
GRADIENT		.06210	-.02147	-.00134	.00122	-.00000	-.00197	-.00177

M556 (IA1) NAR ATP BL LV (01) (T3) (S1)

(R77006) (27 NOV 72)

REFERENCE DATA

PARAMETRIC DATA

BREF = 7.4190 34.IN. XMRP = 4.8200 IN.
 LREF = 5.3120 IN. YMRP = .0000 IN.
 BREF = 5.3120 IN. ZMRP = .0000 IN.
 SCALE = .0040

BETA = .000 CONFIG = 3.000
 PHI = 80.000 ORBINC = .000
 RUDDER = .000 AILRON = .000

RUN NO. 99/ 0 RN/L = 6.68 GRADIENT INTERVAL = -5.00/ 5.00

MACH	ALPHA	CN	CLM	CY	CYN	CBL	CAF	CAB
1.198	-11.360	-.82500	.26540	.03880	-.01830	.00590	.24670	.15960
1.198	-9.160	-.65530	.22350	.03890	-.01740	.00500	.24890	.15520
1.198	-6.870	-.49570	.18500	.03720	-.01530	.00400	.24870	.15210
1.198	-4.600	-.34520	.14310	.03470	-.01220	.00360	.24800	.15200
1.198	-2.370	-.21110	.10450	.03370	-.01050	.00360	.24710	.15120
1.198	-.170	-.07460	.06370	.03270	-.00730	.00420	.24670	.15010
1.198	2.070	.07230	.01400	.03010	-.00510	.00490	.24190	.14800
1.198	4.280	.21240	-.03330	.02810	-.00200	.00500	.23770	.14820
1.198	6.550	.33770	-.06960	.02640	-.00020	.00530	.23360	.14470
1.198	8.740	.45710	-.09920	.02860	-.00140	.00620	.22720	.14310
1.198	10.820	.56950	-.11870	.02800	-.00080	.00640	.22350	.14100
1.198	-1.130	-.06280	.05950	.03340	-.00700	.00440	.24650	.15100
GRADIENT		.06300	-.01997	-.00076	.00116	.00018	-.00116	-.00049

RUN NO. 175/ 0 RN/L = 6.43 GRADIENT INTERVAL = -5.00/ 5.00

MACH	ALPHA	CN	CLM	CY	CYN	CBL	CAF	CAB
1.463	-11.450	-.79850	.22360	.04960	-.03050	.00730	.24200	.13030
1.463	-9.150	-.64440	.03490	.04710	-.02220	.00730	.24910	.12470
1.463	10.920	.54120	-.07850	.04460	-.01160	.00720	.23690	.11890
1.463	-4.620	-.29180	.09800	.05020	-.02730	.00770	.24460	.12570
1.463	-2.370	-.16490	.06670	.04710	-.02360	.00720	.24710	.12640
1.463	-.150	-.04020	.03330	.04670	-.02190	.00750	.24980	.12390
1.463	2.070	.08740	-.00220	.04660	-.02050	.00730	.24410	.12560
1.463	4.290	.21320	-.03590	.04410	-.01610	.00700	.24550	.12490
1.463	6.570	.33410	-.06040	.04110	-.01280	.00690	.24620	.12370
1.463	8.750	.44000	-.07640	.03900	-.00890	.00680	.24170	.12220
1.463	10.900	.54300	-.07910	.04200	-.01020	.00690	.23620	.12130
1.463	-1.140	-.03600	.03320	.04610	-.02150	.00710	.25050	.12380
GRADIENT		.05384	-.01165	-.00033	.00100	-.00003	-.00062	-.00042

M856 (IA1) NAR ATP BL LV (01) (TS) (S1)

(R77006) (27 NOV 72)

REFERENCE DATA

PARAMETRIC DATA

BREF = 7.4190 SQ. IN. XMRP = 4.8200 IN.
 LREF = 9.3120 IN. YMRP = .0000 IN.
 BREF = 9.3120 IN. ZMRP = .0000 IN.
 SCALE = .0040

BETA = .000 CONFIG = 3.000
 PHI = 80.000 ORBINC = .000
 RUDDER = .000 AILRON = .000

RUN NO. 153/ 0 RN/L = 6.98 GRADIENT INTERVAL = -5.00/ 5.00

MACH	ALPHA	CN	CLM	CY	CYN	CBL	CAF	CAB
1.970	-11.480	-.72620	.17700	.03550	-.01780	.00440	.22340	.09380
1.970	-9.280	-.56370	.13460	.04940	-.02520	.00460	.22060	.09190
1.970	-6.960	-.39940	.09200	.04190	-.01970	.00400	.21900	.09040
1.970	-4.670	-.25500	.05940	.03730	-.01630	.00360	.22010	.08920
1.970	-2.410	-.13640	.03790	.03540	-.01410	.00400	.22090	.09100
1.970	-.190	-.03120	.01760	.03640	-.01300	.00450	.22170	.09110
1.970	2.040	.07720	-.00140	.03670	-.01250	.00510	.21630	.08970
1.970	4.270	.18170	-.01960	.03590	-.01120	.00530	.21750	.09060
1.970	6.600	.29700	-.03400	.03850	-.01020	.00580	.21650	.09060
1.970	8.850	.40580	-.04170	.03870	-.00700	.00620	.21380	.08870
1.970	11.030	.51620	-.04640	.04400	-.01020	.00750	.21000	.08750
1.970	-.150	-.02480	.01860	.03760	-.01300	.00460	.22120	.08800
GRADIENT		.04868	-.00884	-.00007	.00053	.00020	-.00044	.00007

RUN NO. 7/ 0 RN/L = 4.12 GRADIENT INTERVAL = -5.00/ 5.00

MACH	ALPHA	CN	CLM	CY	CYN	CBL	CAF	CAB
2.990	-10.640	-.56710	.11750	.02290	-.00990	.00230	.23060	.03770
2.990	-8.630	-.44950	.09210	.02710	-.01150	.00190	.22220	.03850
2.990	-6.490	-.33930	.07180	.02280	-.00840	.00190	.21370	.03960
2.990	-4.370	-.22930	.05070	.02430	-.00910	.00220	.21180	.04000
2.990	-2.260	-.13240	.03830	.02560	-.00970	.00240	.21220	.04010
2.990	-.150	-.05240	.03560	.02610	-.00910	.00270	.20860	.03980
2.990	1.960	.03310	.02510	.02460	-.00790	.00310	.20450	.03880
2.990	4.040	.12240	.01480	.02600	-.00770	.00360	.20150	.03870
2.990	6.180	.21580	.00420	.02840	-.00820	.00440	.19450	.03900
2.990	8.270	.31080	-.00510	.02790	-.00800	.00510	.18780	.03960
2.990	10.330	.41340	-.02340	.02550	-.00630	.00500	.17820	.04120
GRADIENT		.04130	-.00404	.00011	.00022	.00017	-.00134	-.00019

M556 (IA1) MAR ATP BL LV (01) (T3) (S1)

(R77006) (27 NOV 72)

REFERENCE DATA

PARAMETRIC DATA

BREF = 7.4190 SQ. IN. XMRP = 4.8200 IN.
 LREF = 5.3120 IN. YMRP = .0000 IN.
 BREF = 5.3120 IN. ZMRP = .0000 IN.
 SCALE = .0040

BETA = .000 CONFIG = 3.000
 PHI = 80.000 ORBINC = .000
 RUDDER = .000 AILRON = .000

RUN NO. 6/ 1 RN/L = 4.86 GRADIENT INTERVAL = -5.00/ 5.00

MACH	ALPHA	CN	CLM	CY	CYN	CBL	CAF	CAB
4.959	-10.350	-.46830	.09450	.01620	-.00430	.00090	.24300	.00460
4.959	-8.400	-.39110	.08450	.01660	-.00400	.00140	.22370	.00500
4.959	-6.320	-.30780	.06860	.01680	-.00600	.00140	.20740	.00590
4.959	-4.270	-.22430	.05650	.01710	-.00650	.00120	.19840	.00660
4.959	-2.210	-.14670	.05270	.01920	-.00490	.00150	.19220	.00740
4.959	-.150	-.07260	.04990	.01790	-.00400	.00150	.18460	.00850
4.959	1.900	.00780	.04270	.01840	-.00340	.00220	.17550	.00880
4.959	3.930	.08160	.03060	.01870	-.00420	.00280	.16510	.00880
4.959	6.020	.16170	.01570	.01740	-.00460	.00330	.16070	.00910
4.959	8.050	.23580	.00900	.01610	-.00270	.00250	.15230	.00980
4.959	10.040	.31920	-.00990	.01490	-.00230	.00270	.14910	.00990
	GRADIENT	.03736	-.00301	.00012	.00030	.00019	-.00406	.00028

M556 (IA1) NAR ATP BL LV (01) (T3) (S1)

(R77007) (27 NOV 72)

REFERENCE DATA

SREF = 7.4190 80. IN. XMRP = 4.8200 IN.
 LREF = 5.3120 IN. YMRP = .0000 IN.
 SREF = 5.3120 IN. ZMRP = .0000 IN.
 SCALE = .0040

PARAMETRIC DATA

ALPHA = .000 CONFIG = 3.000
 PHI = 80.000 ORBINC = .000
 RUDDER = .000 AILRON = .000

RUN NO. 94/ 0 RN/L = 4.98 GRADIENT INTERVAL = -5.00/ 5.00

MACH	BETA	CN	CLM	CY	CYN	CBL	CAF	CAB
.598	-10.090	.01710	-.01310	.37740	-.16210	.06110	.11040	.13100
.598	-8.170	.01000	-.00150	.31690	-.13880	.05400	.11210	.13020
.598	-6.130	-.00830	.01190	.23580	-.10480	.04310	.12030	.12030
.598	-4.090	-.01070	.02040	.16930	-.07550	.03210	.12480	.11840
.598	-2.060	-.01530	.02790	.09580	-.04270	.01890	.13300	.11200
.598	-.010	-.02200	.03510	.01670	-.00630	.00510	.13310	.11530
.598	2.020	-.02210	.03780	-.06220	.02890	-.00870	.13410	.11340
.598	4.060	-.01990	.03790	-.13740	.06390	-.02210	.13050	.11660
.598	6.140	-.02010	.03560	-.21960	.10070	-.03630	.11970	.12570
.598	8.170	-.00910	.02920	-.28470	.12830	-.04690	.11940	.12590
.598	10.070	.00600	.02210	-.35060	.15420	-.05700	.11440	.13290
.598	.000	-.02660	.03660	.01090	-.00390	.00330	.13500	.11300
GRADIENT		-.00124	.00220	-.03789	.01721	-.00668	.00061	-.00011

RUN NO. 95/ 0 RN/L = 5.96 GRADIENT INTERVAL = -5.00/ 5.00

MACH	BETA	CN	CLM	CY	CYN	CBL	CAF	CAB
.801	-10.200	.00880	-.00250	.40490	-.17670	.06470	.11910	.14940
.801	-8.250	-.00400	.00910	.33580	-.15220	.05590	.12490	.14370
.801	-6.190	-.01630	.02330	.26050	-.12090	.04490	.13030	.13870
.801	-4.120	-.02520	.03290	.18470	-.08530	.03330	.13250	.13560
.801	-2.070	-.03420	.04030	.09870	-.04490	.01900	.13740	.13210
.801	-.010	-.04030	.04710	.01580	-.00690	.00380	.14290	.12780
.801	2.040	-.03710	.04760	-.06840	.03290	-.01110	.14700	.12490
.801	4.090	-.03390	.04590	-.15240	.07340	-.02570	.14300	.12750
.801	6.180	-.02800	.04350	-.23070	.11060	-.03920	.13860	.13180
.801	8.220	-.01320	.03410	-.30550	.14270	-.05020	.13380	.13730
.801	10.190	-.00490	.02520	-.37860	.17050	-.06070	.12390	.14880
.801	-.010	-.03230	.04500	.01720	-.00660	.00280	.14350	.12690
GRADIENT		-.00099	.00162	-.04098	.01925	-.00721	.00149	-.00114

M556 (IA1) NAR ATP BL LV (01) (73) (S1)

(R77007) (27 NOV 72)

REFERENCE DATA

BREF = 7.4190 SQ. IN. XMRP = 4.8200 IN.
 LREF = 5.3120 IN. YMRP = .0000 IN.
 BREF = 5.3120 IN. ZMRP = .0000 IN.
 SCALE = .0040

PARAMETRIC DATA

ALPHA = .000 CONFIG = 3.000
 PHI = 80.000 ORBINC = .000
 RUDDER = .000 AILRON = .000

RUN NO. 96/ 0 RN/L = 6.28 GRADIENT INTERVAL = -5.00/ 5.00

MACH	BETA	CN	CLM	CY	CYN	CBL	CAF	CAB
.902	-10.250	.00370	.00120	.41390	-.18240	.06710	.14480	.15780
.902	-8.290	.00280	.00900	.34340	-.15820	.05860	.14920	.15290
.902	-6.220	-.01710	.02700	.26560	-.12500	.04690	.15380	.14920
.902	-4.130	-.02780	.03680	.18550	-.08790	.03400	.16000	.14460
.902	-2.080	-.03390	.04440	.10360	-.04720	.01870	.16040	.14410
.902	-.030	-.03940	.05050	.01340	-.00600	.00310	.16530	.14080
.902	2.050	-.04040	.05290	-.07660	.03640	-.01230	.16440	.14260
.902	4.090	-.03730	.05180	-.16120	.07780	-.02820	.16450	.14170
.902	6.210	-.03440	.04870	-.24370	.11830	-.04220	.15500	.14590
.902	8.280	-.02290	.03990	-.32790	.15560	-.05480	.15800	.15170
.902	10.220	-.01490	.03360	-.40250	.18220	-.06420	.15240	.15930
.902	-.010	-.03630	.04850	.01320	-.00540	.00200	.15530	.14370
GRADIENT	-.00124	.00187	-.04247	.02018	-.00755	.00063	-.00035	

RUN NO. 97/ 0 RN/L = 6.50 GRADIENT INTERVAL = -5.00/ 5.00

MACH	BETA	CN	CLM	CY	CYN	CBL	CAF	CAB
.999	-10.300	-.02490	.03770	.45560	-.21220	.07960	.20970	.18020
.999	-8.320	-.03370	.04810	.37370	-.17820	.06690	.21190	.17770
.999	-6.240	-.04560	.06070	.28680	-.13820	.05240	.21890	.17250
.999	-4.170	-.05480	.07220	.19500	-.09380	.03590	.22360	.16950
.999	-2.080	-.06510	.08290	.10340	-.04970	.01900	.22780	.16710
.999	-.030	-.07210	.09120	.01350	-.00590	.00310	.22810	.16850
.999	2.060	-.06840	.09040	-.08890	.04430	-.01430	.22680	.16950
.999	4.160	-.06350	.08570	-.18330	.09000	-.03190	.22390	.17060
.999	6.250	-.05590	.08070	-.27600	.13600	-.04920	.22150	.17200
.999	8.300	-.04400	.07270	-.36740	.17880	-.06450	.21570	.17560
.999	10.260	-.03960	.06720	-.45280	.21600	-.07830	.21180	.17820
.999	.000	-.06920	.08780	.00550	-.00260	.00110	.22500	.16970
GRADIENT	-.00099	.00165	-.04562	.02219	-.00812	-.00002	.00022	

M556 (IA1) NAR ATP BL LV (01) (T3) (S1)

(R77007) (27 NOV 72)

REFERENCE DATA

PARAMETRIC DATA

SREF = 7.4190 84 IN. XMRP = 4.8200 IN.
 LREF = 5.3120 IN. YMRP = .0000 IN.
 BREF = 5.3120 IN. ZMRP = .0000 IN.
 SCALE = .0040

ALPHA = .000 CONFIG = 3.000
 PHI = 80.000 ORBINC = .000
 RUDDER = .000 AILRON = .000

RUN NO. 98/ D RN/L = 6.69 GRADIENT INTERVAL = -5.00/ 5.00

MACH	BETA	CN	CLM	CY	CYN	CBL	CAF	CAB
1.199	-10.410	-.01030	.01850	.43390	-.18150	.07730	.24090	.15610
1.199	-8.400	-.01650	.02960	.35070	-.15110	.06550	.24180	.15440
1.199	-6.300	-.02310	.04150	.26570	-.11580	.05180	.24310	.15120
1.199	-4.180	-.03300	.05220	.17590	-.07680	.03560	.24500	.15060
1.199	-2.080	-.03830	.06270	.08940	-.03770	.01810	.24620	.14960
1.199	-.010	-.04040	.06960	.00150	.00210	.00170	.24600	.15100
1.199	2.080	-.04180	.06960	-.08990	.04310	-.01610	.24710	.15040
1.199	4.170	-.03770	.06650	-.17860	.08340	-.03420	.24770	.14990
1.199	6.300	-.02630	.05850	-.26940	.12360	-.05140	.24700	.14960
1.199	8.380	-.01960	.05120	-.35590	.15810	-.06630	.24610	.15150
1.199	10.380	-.00800	.04150	-.43770	.18630	-.07940	.24570	.15230
1.199	.000	-.04600	.07080	-.00560	.00490	.00000	.24650	.15090
GRADIENT		-.00062	.00170	-.04258	.01923	-.00833	.00030	-.00003

RUN NO. 174/ D RN/L = 6.43 GRADIENT INTERVAL = -5.00/ 5.00

MACH	BETA	CN	CLM	CY	CYN	CBL	CAF	CAB
1.461	-10.450	.00030	-.00070	.43980	-.17390	.07390	.25020	.12780
1.461	-8.440	.00610	-.00070	.35410	-.14680	.06210	.24840	.12650
1.461	-6.290	.00600	.00380	.26690	-.11570	.04920	.24790	.12630
1.461	-4.210	.00350	.01150	.18080	-.08080	.03510	.24820	.12690
1.461	-2.110	.00010	.01800	.09530	-.04440	.01870	.25130	.12410
1.461	.000	-.00310	.02210	.00910	-.00600	.00280	.25470	.12070
1.461	2.080	-.00010	.02310	-.07910	.03410	-.01370	.25470	.12320
1.461	4.190	.00250	.02210	-.16500	.07000	-.03010	.25430	.12590
1.461	6.400	.00910	.01680	-.25750	.10850	-.04630	.25360	.12460
1.461	8.440	.00790	.01610	-.34160	.13810	-.05950	.25420	.12550
1.461	10.460	.00310	.01650	-.43020	.16570	-.07220	.25370	.12470
1.461	.000	.00000	.02110	.00640	-.00480	.00150	.25500	.12060
GRADIENT		-.00011	.00125	-.04126	.01811	-.00776	.00074	-.00014

M556 (IA1) MAR ATP BL LV (01) (T3) (S1)

(R77007) (27 NOV 72)

REFERENCE DATA

BREF = 7.4190 SQ. IN. XMRP = 4.8200 IN.
 LREF = 5.3120 IN. YMRP = .0000 IN.
 BREF = 5.3120 IN. ZMRP = .0000 IN.
 SCALE = .0040

PARAMETRIC DATA

ALPHA = .000 CONFIG = 3.000
 PHI = 80.000 ORBINC = .000
 RUDDER = .000 AILRON = .000

RUN NO. 154/ 0 RN/L = 6.97 GRADIENT INTERVAL = -5.00/ 5.00

MACH	BETA	CN	CLM	CY	CYN	CBL	CAF	CAB
1.969	-10.580	-.02450	.02150	.42530	-.14870	.06210	.23520	.08760
1.969	-8.530	-.01560	.01680	.33690	-.11960	.04920	.23220	.08750
1.969	-6.390	-.00840	.01590	.24830	-.09010	.03650	.22970	.08850
1.969	-4.260	-.00280	.01460	.16490	-.06130	.02490	.22940	.09020
1.969	-2.120	.00190	.01430	.08450	-.03200	.01360	.22560	.09030
1.969	.000	.00030	.01790	-.00120	.00210	.00020	.22340	.08870
1.969	2.100	.00450	.01800	-.08520	.03590	-.01290	.22790	.08790
1.969	4.220	.00350	.01940	-.16520	.06460	-.02420	.23030	.08910
1.969	6.380	.00030	.02160	-.25140	.09430	-.03650	.23150	.08760
1.969	8.520	-.00390	.02560	-.34080	.12400	-.04950	.23210	.08520
1.969	10.580	-.00850	.02840	-.43040	.15130	-.06310	.23340	.08610
1.969	.000	.00230	.01780	-.00330	.00310	-.00110	.22160	.08610
GRADIENT		.00072	.00063	-.03918	.01509	-.00589	.00019	-.00022

RUN NO. 6/ 0 RN/L = 4.12 GRADIENT INTERVAL = -5.00/ 5.00

MACH	BETA	CN	CLM	CY	CYN	CBL	CAF	CAB
2.990	-10.230	-.03970	.03280	.35520	-.10570	.04140	.21550	.04360
2.990	-8.270	-.03370	.03000	.28610	-.08600	.03270	.21350	.04410
2.990	-6.180	-.03160	.02890	.21210	-.06500	.02350	.21110	.04440
2.990	-4.120	-.03290	.03130	.14030	-.04250	.01580	.20830	.04330
2.990	-2.060	-.03800	.03590	.07030	-.02160	.00850	.20440	.04150
2.990	.000	-.03360	.03420	.00040	.00060	.00010	.20490	.04150
2.990	2.050	-.03480	.03570	-.07330	.02520	-.00870	.20400	.04320
2.990	4.110	-.03040	.03260	-.14120	.04590	-.01600	.20890	.04360
2.990	6.220	-.02630	.03040	-.21120	.06610	-.02440	.21140	.04340
2.990	8.250	-.02810	.03100	-.28530	.08650	-.03320	.21250	.04370
2.990	10.240	-.03150	.03490	-.35830	.10700	-.04200	.21440	.04330
GRADIENT		.00040	.00012	-.03435	.01087	-.00393	.00004	.00011

MS56 (IA1) MAR ATP BL LV (01) (T3) (S1)

(R77007) (27 NOV 72)

REFERENCE DATA

BREF = 7.4190 84 IN. XMRP = 4.6200 IN.
 LREF = 5.3120 IN. YMRP = .0000 IN.
 BREF = 5.3120 IN. ZMRP = .0000 IN.
 SCALE = .0040

PARAMETRIC DATA

ALPHA = .000 CONFIG = 3.000
 PHI = 80.000 ORBINC = .000
 RUDDER = .000 AILRON = .000

RUN NO. 9/ 0 RN/L = 4.85 GRADIENT INTERVAL = -5.00/ 5.00

MACH	BETA	CN	CLM	CY	CYN	CBL	CAF	CAB
4.959	-10.060	-.05610	.03980	.30580	-.10640	.03190	.20380	.00940
4.959	-8.140	-.04980	.04010	.23960	-.07660	.02340	.19670	.01010
4.959	-6.090	-.05300	.04130	.17520	-.04730	.01680	.19010	.01000
4.959	-4.070	-.05360	.04370	.11870	-.02620	.01100	.18420	.00980
4.959	-2.040	-.05500	.04540	.06030	-.01030	.00500	.18260	.01000
4.959	.000	-.05690	.04790	.00350	.00010	.00070	.18140	.00930
4.959	2.030	-.05270	.04590	-.05830	.01100	-.00550	.18240	.00980
4.959	4.050	-.04790	.04170	-.11340	.02440	-.01110	.18410	.01020
4.959	6.110	-.04850	.04180	-.17000	.04580	-.01710	.18800	.01090
4.959	8.110	-.04530	.04160	-.23440	.07510	-.02420	.19360	.01110
4.959	10.060	-.04230	.04150	-.30380	.10560	-.03290	.20060	.01070
	GRADIENT	.00067	-.00017	-.02870	.00603	-.00269	-.00002	.00003

M556 (IA1) MAR ATP BL LV (02) (T3) (S1)

(R77008) (27 NOV 72)

REFERENCE DATA

PARAMETRIC DATA

BREF = 7.4190 SQ. IN. XMRP = 4.8200 IN.
 LREF = 5.3120 IN. YMRP = .0000 IN.
 BREF = 5.3120 IN. ZMRP = .0000 IN.
 SCALE = .0040

BETA = .000 CONFIG = 4.000
 PHI = 80.000 ORBINC = .000
 RUDDER = .000 AILRON = .000

RUN NO. 56/ 0 RN/L = 4.99 GRADIENT INTERVAL = -5.00/ 5.00

MACH	ALPHA	CN	CLM	CY	CYN	CBL	CAF	CAB
.602	-10.580	-.74570	.26800	.05660	-.02390	.00520	.13270	.12870
.602	-6.580	-.62460	.23620	.05720	-.02290	.00520	.13550	.13110
.602	-6.480	-.49800	.19910	.05300	-.02270	.00540	.14670	.12180
.602	-4.370	-.58200	.16320	.04540	-.01930	.00500	.14900	.11860
.602	-2.280	-.26720	.13010	.04590	-.01870	.00590	.15310	.11370
.602	-.200	-.16240	.10200	.04660	-.01740	.00690	.15080	.11290
.602	1.890	-.04110	.06450	.04370	-.01570	.00760	.14510	.11160
.602	3.950	.07350	.02730	.04210	-.01400	.00780	.14000	.11170
.602	6.100	.19320	-.01270	.03590	-.01000	.00820	.13910	.10530
.602	8.190	.31320	-.05120	.03430	-.00910	.00930	.13000	.10440
.602	10.140	.42290	-.08120	.03120	-.00760	.00960	.12410	.10000
.602	-2.200	-.15810	.09840	.04660	-.01800	.00690	.15060	.11460
GRADIENT		.05464	-.01621	-.00042	.00065	.00035	-.00125	-.00076

RUN NO. 55/ 0 RN/L = 5.95 GRADIENT INTERVAL = -5.00/ 5.00

MACH	ALPHA	CN	CLM	CY	CYN	CBL	CAF	CAB
.803	-10.910	-.78680	.26890	.04870	-.02050	.00470	.15760	.13700
.803	-6.840	-.65230	.23620	.05140	-.02140	.00430	.16180	.13530
.803	-6.680	-.52140	.20320	.04960	-.02070	.00430	.16020	.13670
.803	-4.500	-.39340	.16870	.04770	-.02050	.00490	.16270	.13300
.803	-2.350	-.27620	.13910	.04750	-.02020	.00530	.15850	.13650
.803	-.220	-.16290	.10780	.04430	-.01710	.00580	.15590	.13320
.803	1.900	-.04660	.06870	.04230	-.01560	.00640	.15230	.13030
.803	4.040	.08150	.02730	.03860	-.01230	.00670	.15370	.12420
.803	6.210	.20250	-.00890	.03380	-.00940	.00670	.14840	.12100
.803	8.350	.33250	-.05020	.03470	-.00960	.00820	.14170	.11740
.803	10.360	.45050	-.08540	.03530	-.00920	.00850	.13400	.11480
.803	-2.210	-.15670	.10580	.04200	-.01600	.00560	.15380	.13590
GRADIENT		.05529	-.01656	-.00110	.00097	.00022	-.00113	-.00111

MS56 (IA1) NAR ATP BL LV (02) (T3) (31)

(R77008) (27 NOV 72)

REFERENCE DATA

PARAMETRIC DATA

SREF = 7.4190 IN. XMRP = 4.8200 IN.
 LREF = 5.3120 IN. YMRP = .0000 IN.
 SREF = 5.3120 IN. ZMRP = .0000 IN.
 SCALE = .0040

BETA = .000 CONFIG = 4.000
 PHI = 80.000 ORBINC = .000
 RUDDER = .000 AILRON = .000

RUN NO. 54/ 0 RN/L = 6.27 GRADIENT INTERVAL = -5.00/ 5.00

MACH	ALPHA	CN	CLM	CY	CYN	CBL	CAF	CAB
.903	-11.080	-.79740	.26950	.05310	-.02340	.00580	.17870	.15900
.903	-8.950	-.66390	.23800	.05480	-.02390	.00530	.18450	.15420
.903	-6.740	-.52030	.20540	.05250	-.02370	.00460	.18400	.15260
.903	-4.560	-.39070	.17130	.05170	-.02330	.00530	.18470	.15050
.903	-2.390	-.26510	.13720	.04880	-.02190	.00490	.18560	.14790
.903	-.210	-.15200	.10500	.04870	-.02110	.00510	.18110	.14870
.903	1.940	-.02510	.06480	.04070	-.01600	.00570	.17730	.14490
.903	4.100	.10190	.02080	.04070	-.01510	.00640	.17290	.14190
.903	6.300	.23390	-.02430	.03740	-.01120	.00670	.16450	.13810
.903	8.440	.36390	-.06700	.03530	-.01000	.00680	.15590	.13510
.903	10.510	.48650	-.10100	.03740	-.00960	.00760	.14720	.13400
.903	-2.200	-.14530	.10270	.04580	-.01970	.00490	.18170	.14560
GRADIENT		.05659	-.01724	-.00139	.00103	.00014	-.00147	-.00093

RUN NO. 53/ 0 RN/L = 6.48 GRADIENT INTERVAL = -5.00/ 5.00

MACH	ALPHA	CN	CLM	CY	CYN	CBL	CAF	CAB
1.001	-11.130	-.86690	.34380	.05710	-.02800	.00650	.24560	.19440
1.001	-9.010	-.71450	.29930	.05790	-.02820	.00590	.25150	.18650
1.001	-6.780	-.56360	.25580	.05690	-.02820	.00610	.25080	.18160
1.001	-4.580	-.42720	.21410	.06130	-.02980	.00670	.25010	.17860
1.001	-2.390	-.28610	.16590	.05730	-.02780	.00630	.24990	.17330
1.001	-.180	-.16060	.12990	.05570	-.02690	.00650	.24590	.17320
1.001	1.970	-.03260	.08310	.05220	-.02330	.00680	.23740	.17020
1.001	4.160	.10120	.03720	.04990	-.01940	.00690	.23600	.16490
1.001	6.400	.24520	-.01720	.04280	-.01400	.00680	.22450	.15860
1.001	8.550	.38630	-.06980	.04430	-.01510	.00790	.21830	.15220
1.001	10.600	.52250	-.11900	.04090	-.01120	.00830	.20920	.14880
1.001	-1.800	-.15370	.12610	.05530	-.02620	.00650	.24410	.17280
GRADIENT		.06000	-.01999	-.00128	.00116	.00004	-.00186	-.00140

M556 (IA1) NAR ATP BL LV (02) (T3) (S1)

(R77008) (27 NOV 72)

REFERENCE DATA

PARAMETRIC DATA

BREF = 7.4190 SQ. IN. XMRP = 4.8200 IN.
 LREF = 5.3120 IN. YMRP = .0000 IN.
 BREF = 5.3120 IN. ZMRP = .0000 IN.
 SCALE = .0040

BETA = .000 CONFIG = 4.000
 PHI = 80.000 ORBINC = .000
 RUDDER = .000 AILRON = .000

RUN NO. 52/ 0 RN/L = 6.67 GRADIENT INTERVAL = -5.00/ 5.00

MACH	ALPHA	CN	CLM	CY	CYN	CBL	CAF	CAB
1.199	-11.380	-.85340	.28480	.04140	-.01910	.00560	.26830	.15910
1.199	-9.180	-.68710	.24680	.04040	-.01830	.00480	.26960	.15580
1.199	-6.900	-.53660	.21410	.04090	-.01780	.00400	.26870	.15310
1.199	-4.640	-.39120	.17780	.03780	-.01340	.00290	.26820	.15280
1.199	-2.410	-.25860	.14310	.03510	-.01050	.00270	.26760	.15000
1.199	-.190	-.12760	.10640	.03100	-.00560	.00280	.26640	.14910
1.199	2.040	.00550	.06670	.03000	-.00430	.00440	.25880	.14800
1.199	4.280	.14870	.01760	.02970	-.00200	.00520	.25380	.14780
1.199	6.510	.28250	-.02510	.02850	-.00070	.00490	.25010	.14390
1.199	8.700	.40580	-.06030	.02840	-.00200	.00520	.24280	.14200
1.199	10.820	.52540	-.08440	.02790	-.00090	.00600	.23580	.14000
1.199	-1.160	-.12220	.10500	.03160	-.00540	.00290	.26570	.15000
GRADIENT		.06029	-.01780	-.00096	.00130	.00028	-.00169	-.00054

MS96(IA1) MAR ATP BL LV (02) (T3) (S1)

(R77009) (27 NOV 72)

REFERENCE DATA

BREF = 7.4190 SQ. IN. XMRP = 4.8200 IN.
 LREF = 5.3120 IN. YMRP = .0000 IN.
 BRP = 5.3120 IN. ZMRP = .0000 IN.
 SCALE = .0040

PARAMETRIC DATA

ALPHA = .000 CONFIG = 4.000
 PHI = 80.000 ORBINC = .000
 RUDDER = .000 AILRON = .000

RUN NO. 57/ 0 RN/L = 5.00 GRADIENT INTERVAL = -5.00/ 5.00

MACH	BETA	CN	CLM	CY	CYN	CBL	CAF	CAB
.604	-10.090	-.03360	.02340	.37040	-.15830	.05690	.12260	.13360
.604	-8.190	-.04530	.03740	.30680	-.13240	.05000	.12360	.13190
.604	-6.140	-.05900	.04940	.23790	-.10430	.04080	.13070	.12530
.604	-4.080	-.06610	.06040	.16270	-.07210	.02980	.13810	.11980
.604	-2.060	-.08130	.07230	.09080	-.03910	.01720	.14500	.11480
.604	-.020	-.08400	.07880	.01520	-.00580	.00450	.14800	.11570
.604	2.020	-.07970	.08000	-.05830	.02570	-.00810	.14970	.11350
.604	4.040	-.08160	.07980	-.13360	.06040	-.02110	.14380	.11730
.604	6.140	-.07800	.07730	-.21280	.09500	-.03370	.13810	.12400
.604	8.140	-.06930	.07170	-.28250	.12450	-.04430	.13130	.12990
.604	10.120	-.05250	.06030	-.34770	.14930	-.05350	.12600	.13730
.604	.000	-.07510	.07580	.01290	-.00540	.00370	.14520	.11710
GRADIENT		-.00145	.00229	-.03650	.01623	-.00625	.00079	-.00031

RUN NO. 58/ 0 RN/L = 9.95 GRADIENT INTERVAL = -5.00/ 5.00

MACH	BETA	CN	CLM	CY	CYN	CBL	CAF	CAB
.802	-10.220	-.04780	.04230	.39600	-.16930	.06120	.13400	.15190
.802	-8.260	-.05590	.05190	.32970	-.14700	.05260	.13840	.14530
.802	-6.200	-.06840	.06580	.25770	-.11780	.04270	.14530	.14000
.802	-4.140	-.07750	.07430	.17910	-.08290	.03150	.14510	.13850
.802	-2.070	-.08630	.08390	.09680	-.04290	.01770	.14940	.13500
.802	.000	-.09360	.09050	.01420	-.00660	.00380	.15640	.13010
.802	2.040	-.09260	.09150	-.06830	.03140	-.01050	.15770	.12960
.802	4.100	-.09100	.08990	-.14930	.06960	-.02430	.15560	.13070
.802	6.210	-.07950	.08400	-.22940	.10690	-.03740	.15310	.13390
.802	8.210	-.06820	.07540	-.30020	.13680	-.04790	.14820	.14000
.802	10.190	-.05200	.06460	-.37400	.16490	-.05770	.14170	.14830
.802	-.010	-.08930	.08960	.01410	-.00570	.00240	.15500	.13330
GRADIENT		-.00162	.00189	-.03992	.01842	-.00679	.00142	-.00102

NS56 (IA1) MAR ATP BL LV (02) (T3) (S1)

(R77009) (27 NOV 72)

REFERENCE DATA

PARAMETRIC DATA

SREF = 7.4190 SQ. IN. XMRP = 4.8200 IN.
 LREF = 5.3120 IN. YMRP = .0000 IN.
 SREF = 5.3120 IN. ZMRP = .0000 IN.
 SCALE = .0040

ALPHA = .000 CONFIG = 4.000
 PHI = 80.000 ORBINC = .000
 RUDDER = .000 AILRON = .000

RUN NO. 59/ 0 RN/L = 6.28 GRADIENT INTERVAL = -5.00/ 5.00

MACH	BETA	CN	CLM	CY	CYN	CBL	CAF	CAB
.901	-10.250	-.05650	.04330	.40730	-.17730	.06290	.15910	.16240
.901	-8.290	-.05670	.05320	.33840	-.15380	.05530	.16430	.15480
.901	-6.220	-.07350	.06850	.26030	-.12090	.04410	.16800	.15190
.901	-4.140	-.08410	.07850	.18270	-.08520	.03190	.17130	.14810
.901	-2.080	-.08530	.08450	.10200	-.04710	.01800	.17610	.14560
.901	-.010	-.09190	.09210	.01460	-.00710	.00340	.17980	.14330
.901	2.050	-.09600	.09590	-.07030	.03270	-.01150	.17940	.14340
.901	4.130	-.08920	.09250	-.15590	.07370	-.02660	.17920	.14290
.901	6.230	-.08740	.08950	-.24110	.11460	-.04080	.17530	.14610
.901	8.240	-.06530	.07610	-.31620	.14840	-.05170	.17180	.15280
.901	10.220	-.05740	.06850	-.38820	.17210	-.05990	.16760	.15770
.901	-.010	-.08870	.09180	.01580	-.00690	.00220	.18240	.14270
GRADIENT	-.00101	.00190	-.04110	.01924	-.00709	.00092	-.00061	

RUN NO. 60/ 0 RN/L = 6.51 GRADIENT INTERVAL = -5.00/ 5.00

MACH	BETA	CN	CLM	CY	CYN	CBL	CAF	CAB
1.001	-10.270	-.05830	.06350	.44620	-.20880	.07480	.23210	.17400
1.001	-8.310	-.06590	.07430	.36520	-.17590	.06330	.23670	.17010
1.001	-6.230	-.07940	.08560	.27990	-.13800	.04970	.23290	.16810
1.001	-4.140	-.08720	.09600	.19290	-.09500	.03420	.24100	.16650
1.001	-2.070	-.09660	.10540	.10110	-.05040	.01790	.24460	.16460
1.001	.000	-.10140	.11060	.00910	-.00530	.00250	.24230	.16640
1.001	2.060	-.10120	.11140	-.08690	.04260	-.01440	.24090	.16550
1.001	4.130	-.09660	.11090	-.17850	.08900	-.03110	.24190	.16690
1.001	6.240	-.08950	.10660	-.27080	.13470	-.04780	.23850	.16440
1.001	8.300	-.07350	.09780	-.35690	.17330	-.06160	.24060	.16680
1.001	10.260	-.07160	.09070	-.44420	.21040	-.07420	.23460	.17110
1.001	.000	-.09900	.10860	.00720	-.00410	.00090	.23890	.16410
GRADIENT	-.00113	.00173	-.04503	.02230	-.00788	-.00009	.00008	

NB56 (IA1) NAR ATP BL LV (CR) (TS) (SI)

(R77009) (27 NOV 72)

REFERENCE DATA

BREF = 7.4190 SQ. IN. XMRP = 4.6200 IN.
 LREF = 5.3120 IN. YMRP = .0000 IN.
 BREF = 5.3120 IN. ZMRP = .0000 IN.
 SCALE = .0040

PARAMETRIC DATA

ALPHA = .000 CONFIG = 4.000
 PHI = 80.000 ORBINC = .000
 RUDDER = .000 AILRON = .000

RUN NO. 61/ 0 RN/L = 6.69 GRADIENT INTERVAL = -5.00/ 5.00

MACH	BETA	CN	CLM	CY	CYN	CBL	CAF	CAB
1.201	-10.400	-.05320	.05460	.42280	-.17170	.07220	.25910	.15630
1.201	-8.410	-.06260	.06780	.34330	-.14370	.06090	.26090	.15350
1.201	-6.320	-.07280	.08080	.25910	-.11070	.04830	.26000	.15350
1.201	-4.210	-.08570	.09500	.17190	-.07290	.03250	.26030	.15400
1.201	-2.090	-.09550	.10830	.08760	-.03680	.01640	.26080	.15450
1.201	.000	-.09990	.11720	.00190	.00100	.00170	.26090	.15540
1.201	2.080	-.09820	.11610	-.08510	.03850	-.01480	.26240	.15310
1.201	4.170	-.09450	.11220	-.16990	.07550	-.03060	.26590	.15070
1.201	6.310	-.08220	.10270	-.26050	.11410	-.04640	.26420	.15150
1.201	8.380	-.07130	.09290	-.34450	.14700	-.06050	.26550	.15210
1.201	10.410	-.06510	.08590	-.42680	.17480	-.07350	.26500	.15290
1.201	.000	-.10340	.11860	-.00250	.00280	-.00010	.26120	.15460
	GRADIENT	-.00097	.00202	-.04091	.01778	-.00751	.00061	-.00038

M556 (IA1) NAR ATP BL LV (01) (T2) (S1)

(R77010) (27 NOV 72)

REFERENCE DATA

BREF = 7.4190 84 IN. XMRP = 4.8200 IN.
 LREF = 5.3120 IN. YMRP = .0000 IN.
 BREF = 5.3120 IN. ZMRP = .0000 IN.
 SCALE = .0040

PARAMETRIC DATA

BETA = .000 CONFIG = 7.000
 PHI = 80.000 ORBINC = .000
 RUDDER = .000 AILRON = .000

RUN NO. 104/ 0 RN/L = 6.28 GRADIENT INTERVAL = -5.00/ 5.00

MACH	ALPHA	CN	CLM	CY	CYN	CBL	CAF	CAB
.901	-10.930	-.73430	.26540	.04890	-.02400	.00470	.20270	.15480
.901	-8.840	-.59600	.22740	.04860	-.02320	.00460	.20610	.15190
.901	-6.650	-.45950	.19080	.05300	-.02350	.00520	.21130	.14630
.901	-4.480	-.32950	.15110	.05350	-.02560	.00570	.21360	.14300
.901	-2.330	-.21310	.11790	.04780	-.02280	.00550	.21290	.13910
.901	-.160	-.09990	.08280	.04570	-.02250	.00570	.20290	.13570
.901	1.950	.03060	.01910	.04290	-.02170	.00620	.19230	.12920
.901	4.050	.17240	-.06940	.04400	-.01930	.00620	.18590	.12720
.901	6.240	.31060	-.12570	.03890	-.01550	.00600	.18320	.12470
.901	8.390	.43610	-.17010	.03900	-.01430	.00640	.17520	.12300
.901	10.420	.55240	-.20500	.03820	-.01210	.00600	.17170	.12060
.901	-1.150	-.09400	.08200	.04480	-.02110	.00580	.21230	.13530
GRADIENT		.05844	-.02526	-.00112	.00064	.00008	-.00356	-.00194

RUN NO. 105/ 0 RN/L = 6.65 GRADIENT INTERVAL = -5.00/ 5.00

MACH	ALPHA	CN	CLM	CY	CYN	CBL	CAF	CAB
.998	-11.030	-.83620	.34650	.05300	-.02740	.00600	.26660	.18850
.998	-8.940	-.68820	.30060	.05410	-.02810	.00640	.27140	.18240
.998	-6.720	-.53770	.25370	.05370	-.02780	.00600	.27140	.17680
.998	-4.530	-.39390	.20550	.05670	-.02810	.00660	.27160	.17190
.998	-2.340	-.25950	.15980	.05290	-.02530	.00640	.27230	.16640
.998	-.150	-.13770	.12320	.04920	-.02330	.00650	.26240	.16400
.998	1.990	.01650	.04530	.04310	-.01920	.00580	.25010	.15740
.998	4.100	.17410	-.04710	.04200	-.01700	.00590	.24730	.15170
.998	6.300	.33340	-.12690	.04280	-.01720	.00680	.23730	.14730
.998	8.480	.47450	-.18260	.04430	-.01730	.00700	.23460	.14350
.998	10.560	.60760	-.22890	.04550	-.01630	.00780	.22620	.14150
.998	-1.140	-.13070	.12000	.04880	-.02240	.00640	.26220	.16410
GRADIENT		.06537	-.02865	-.00182	.00131	-.00009	-.00328	-.00229

M556 (IA1) NAR ATP BL LV (O1) (T2) (S1)

(R77010) (27 NOV 72)

REFERENCE DATA

PARAMETRIC DATA

SREF = 7.4190 84 IN. XMRP = 4.0200 IN.
 LREF = 9.3120 IN. YMRP = .0000 IN.
 BREF = 9.3120 IN. ZMRP = .0000 IN.
 SCALE = .0040

BETA = .000 CONFIG = 7.000
 PHI = 80.000 ORBINC = .000
 RUDDER = .000 AILRON = .000

RUN NO. 106/ D RN/L = 6.69 GRADIENT INTERVAL = -5.00/ 5.00

MACH	ALPHA	CN	CLM	CY	CYN	CBL	CAF	CAB
1.199	-11.260	-.79590	.27580	.04380	-.02300	.00580	.31220	.15610
1.199	-9.060	-.61920	.22740	.04120	-.02130	.00510	.31640	.15430
1.199	-6.790	-.46790	.19100	.03900	-.01980	.00440	.31920	.15130
1.199	-4.540	-.33100	.15180	.03580	-.01590	.00360	.31900	.15070
1.199	-2.350	-.20140	.11220	.03480	-.01420	.00370	.31770	.14960
1.199	-.150	-.06750	.06460	.03380	-.01180	.00430	.31470	.14810
1.199	2.050	.07370	.00830	.03060	-.00930	.00480	.30710	.14500
1.199	4.220	.21210	-.05530	.03050	-.00870	.00450	.30160	.14290
1.199	6.470	.33750	-.10150	.02670	-.00530	.00440	.29930	.13840
1.199	8.640	.45420	-.13600	.02500	-.00370	.00510	.29390	.13550
1.199	10.700	.56730	-.16220	.02400	-.00190	.00580	.28610	.13640
1.199	-1.120	-.05900	.06160	.03220	-.01150	.00430	.31620	.14750
GRADIENT		.06210	-.02363	-.00068	.00088	.00013	-.00207	-.00092

RUN NO. 176/ D RN/L = 6.45 GRADIENT INTERVAL = -5.00/ 5.00

MACH	ALPHA	CN	CLM	CY	CYN	CBL	CAF	CAB
1.462	-11.320	-.79130	.26720	.05670	-.03380	.00790	.32160	.12920
1.462	-.170	-.04450	.03660	.04460	-.02200	.00720	.32970	.12170
1.462	10.750	.53040	-.12450	.03920	-.01240	.00640	.30920	.11610
1.462	-4.590	-.28910	.11450	.04720	-.02600	.00730	.32950	.12350
1.462	-2.340	-.16350	.07710	.04420	-.02240	.00720	.33120	.12340
1.462	-.140	-.03830	.03460	.04360	-.02190	.00710	.32980	.12170
1.462	2.030	.08600	-.01420	.04510	-.01940	.00710	.32200	.12270
1.462	4.220	.20430	-.05560	.04140	-.01520	.00620	.32630	.12040
1.462	6.480	.32040	-.08650	.03930	-.01320	.00600	.32580	.11900
1.462	8.860	.43040	-.10960	.03820	-.01160	.00610	.31920	.11680
1.462	10.750	.53410	-.12540	.03860	-.01130	.00590	.30940	.11580
1.462	-.130	-.03410	.03350	.04360	-.02140	.00690	.33050	.12150
GRADIENT		.05358	-.01604	-.00048	.00090	-.00007	-.00140	-.00048

MS56(IA1) NAR ATP BL LV (01) (T2) (S1)

(R77010) (27 NOV 72)

REFERENCE DATA

PARAMETRIC DATA

SREF = 7.4190 SQ. IN. XMRP = 4.8200 IN.
 LREF = 5.3120 IN. YMRP = .0000 IN.
 BREF = 5.3120 IN. ZMRP = .0000 IN.
 SCALE = .0040

BETA = .000 CONFIG = 7.000
 PHI = 80.000 ORBINC = .000
 RUDDER = .000 AILRON = .000

RUN NO. 156/ 0 RN/L = 6.97 GRADIENT INTERVAL = -5.00/ 5.00

MACH	ALPHA	CN	CLM	CY	CYN	CBL	CAF	CAB
1.966	-11.370	-.69330	.19150	.02640	-.01300	.00270	.28890	.09240
1.966	-9.190	-.53680	.14160	.03560	-.01790	.00320	.28400	.09210
1.966	-6.910	-.38610	.10080	.03620	-.01510	.00330	.28360	.09110
1.966	-4.640	-.25080	.06710	.03500	-.01410	.00350	.28280	.08890
1.966	-2.400	-.13240	.03970	.03450	-.01330	.00360	.28410	.08940
1.966	-.160	-.02160	.01750	.03410	-.01200	.00400	.28470	.08870
1.966	2.060	.08080	-.00550	.03470	-.01160	.00430	.28050	.08650
1.966	4.260	.17990	-.02840	.03410	-.01080	.00460	.27860	.08890
1.966	6.530	.29080	-.04630	.03500	-.00920	.00490	.27890	.09040
1.966	8.800	.40120	-.06100	.03650	-.00740	.00520	.27640	.08930
1.966	10.940	.50000	-.07050	.04650	-.01390	.00690	.27030	.08870
1.966	-0.130	-.01700	.01690	.03360	-.01180	.00370	.28120	.08610
GRADIENT		.04828	-.01061	-.00007	.00037	.00013	-.00054	-.00013

RUN NO. 11/ 0 RN/L = 4.84 GRADIENT INTERVAL = -5.00/ 5.00

MACH	ALPHA	CN	CLM	CY	CYN	CBL	CAF	CAB
4.959	-10.340	-.46480	.10200	.02420	-.00830	.00090	.25680	-.00050
4.959	-8.390	-.38120	.08680	.02300	-.00760	.00090	.24270	.00110
4.959	-6.330	-.29790	.07080	.02490	-.00860	.00100	.22990	.00370
4.959	-4.260	-.21760	.06060	.02200	-.00770	.00100	.22020	.00590
4.959	-2.200	-.14010	.05440	.02560	-.00730	.00120	.21610	.00700
4.959	-.150	-.06950	.04570	.02270	-.00630	.00110	.20610	.00830
4.959	1.890	.00760	.03800	.02470	-.00660	.00170	.19700	.00840
4.959	3.920	.08470	.02330	.02500	-.00670	.00200	.18580	.00910
4.959	6.010	.16480	.00530	.02210	-.00540	.00140	.17750	.01020
4.959	8.040	.24220	-.00690	.02260	-.00330	.00260	.17320	.01010
4.959	10.020	.31920	-.01850	.02290	-.00410	.00250	.16690	.01210
GRADIENT		.03679	-.00445	.00025	.00013	.00012	-.00430	.00038

MS56 (IA1) NAR ATP BL LV (01) (T2) (S1)

(R77011) (27 NOV 72)

REFERENCE DATA

SREF = 7.4190 SQ. IN. XMRP = 4.8200 IN.
 LREF = 5.3120 IN. YMRP = .0000 IN.
 BREF = 5.3120 IN. ZMRP = .0000 IN.
 SCALE = .0040

PARAMETRIC DATA

ALPHA = .000 CONFIG = 7.000
 PHI = 80.000 ORBINC = .000
 RUDDER = .000 AILRON = .000

RUN NO. 109/ 0 RN/L = 6.19 GRADIENT INTERVAL = -5.00/ 5.00

MACH	BETA	CN	CLM	CY	CYN	CBL	CAF	CAB
.899	-10.200	.00320	.00370	.41630	-.19860	.06810	.17800	.15880
.899	-8.240	-.00020	.00980	.34140	-.17190	.05860	.18040	.15080
.899	-6.180	-.01090	.02230	.26600	-.13680	.04670	.18830	.14250
.899	-4.110	-.02010	.03520	.18280	-.09980	.03390	.19090	.13590
.899	-2.060	-.03120	.04950	.09400	-.05370	.01930	.19510	.13380
.899	.010	-.03740	.05860	.00130	-.00670	.00380	.19970	.13100
.899	2.070	-.03400	.05860	-.08730	.03850	-.01220	.19960	.13220
.899	4.120	-.02800	.05570	-.17610	.08580	-.02790	.19960	.13450
.899	6.210	-.01420	.04500	-.25750	.12780	-.04170	.19020	.13880
.899	8.260	-.00990	.03860	-.33840	.16890	-.05580	.19880	.14430
.899	10.240	-.00550	.03300	-.40920	.19580	-.06510	.19180	.15310
.899	-.010	-.03530	.05810	.01210	-.00510	.00270	.20290	.12990
GRADIENT		-.00090	.00243	-.04367	.02251	-.00753	.00106	-.00021

RUN NO. 108/ 0 RN/L = 6.34 GRADIENT INTERVAL = -5.00/ 5.00

MACH	BETA	CN	CLM	CY	CYN	CBL	CAF	CAB
.997	-10.250	-.02150	.04920	.46670	-.23070	.08100	.24490	.18050
.997	-8.290	-.03110	.05680	.37530	-.19040	.06790	.25160	.17230
.997	-6.200	-.04580	.06940	.28410	-.14830	.05280	.25300	.16610
.997	-4.160	-.05940	.08250	.19030	-.09910	.03590	.25490	.16400
.997	-2.080	-.07200	.09530	.09590	-.04900	.01930	.26060	.16020
.997	.000	-.07630	.10270	.00690	-.00330	.00250	.26110	.15970
.997	2.060	-.07640	.10190	-.08810	.04530	-.01450	.26630	.15740
.997	4.100	-.06490	.09370	-.17860	.09590	-.03220	.26050	.15860
.997	6.250	-.05440	.08510	-.27950	.14820	-.04920	.26180	.16130
.997	8.260	-.04110	.07500	-.36970	.19300	-.06440	.25670	.16650
.997	10.260	-.03410	.07270	-.46350	.23520	-.07910	.25190	.17350
.997	.000	-.07240	.10100	.00800	-.00410	.00200	.25950	.15780
GRADIENT		-.00075	.00141	-.04462	.02344	-.00823	.00082	-.00066

M586 (IA1) NAR ATP BL LV (01) (T2) (S1)

(R77011) (27 NOV 72)

REFERENCE DATA

PARAMETRIC DATA

BREF = 7.4190 SQ. IN. XMRP = 4.8200 IN.
 LREF = 5.3120 IN. YMRP = .0000 IN.
 BRP = 5.3120 IN. ZMRP = .0000 IN.
 SCALE = .0040

ALPHA = .000 CONFIG = 7.000
 PHI = 80.000 ORBINC = .000
 RUDDER = .000 AILRON = .000

RUN NO. 107/ 0 RN/L = 6.55 GRADIENT INTERVAL = -5.00/ 5.00

MACH	BETA	CN	CLM	CY	CYN	CBL	CAF	CAB
1.199	-10.340	.00230	.01580	.42310	-.18630	.07680	.30170	.15500
1.199	-8.370	-.00550	.02760	.34240	-.15360	.06440	.30550	.15200
1.199	-6.270	-.01410	.03840	.25640	-.11600	.05020	.30940	.14920
1.199	-4.170	-.02680	.05240	.16890	-.07550	.03580	.31250	.14750
1.199	-2.100	-.03320	.06290	.08270	-.03590	.01810	.31400	.14670
1.199	.000	-.03740	.07000	-.00100	.00240	.00140	.31540	.14690
1.199	2.090	-.03740	.07010	-.08940	.04440	-.01590	.31460	.14790
1.199	4.170	-.03090	.06460	-.17440	.08550	-.03320	.31510	.14660
1.199	6.350	-.01910	.05520	-.26340	.12700	-.05030	.31270	.14730
1.199	8.340	-.01100	.04650	-.34820	.16350	-.06510	.31140	.14760
1.199	10.350	-.00560	.04160	-.43270	.19490	-.07850	.30820	.14960
1.199	.000	-.04060	.07090	-.00550	.00480	-.00020	.31510	.14770
GRADIENT		-.00059	.00151	-.04114	.01928	-.00805	.00028	-.00003

RUN NO. 173/ 0 RN/L = 6.44 GRADIENT INTERVAL = -5.00/ 5.00

MACH	BETA	CN	CLM	CY	CYN	CBL	CAF	CAB
1.462	-10.380	.00500	.00000	.42740	-.18910	.07320	.31800	.12600
1.462	-.010	.00290	.01900	.00660	-.00520	.00280	.33310	.11800
1.462	10.370	.00860	.01490	-.41820	.18050	-.07040	.32370	.12130
1.462	-4.190	.00460	.01100	.17250	-.08390	.03310	.32570	.12340
1.462	-2.070	.00480	.01560	.08910	-.04450	.01770	.33020	.12050
1.462	.000	.00390	.01870	.00550	-.00480	.00220	.33250	.11850
1.462	2.080	.00200	.02090	-.08110	.03630	-.01410	.33470	.11860
1.462	4.180	.00520	.01910	-.16370	.07540	-.03010	.33390	.12000
1.462	6.290	.01020	.01500	-.24870	.11400	-.04540	.33150	.12010
1.462	8.370	.01060	.01390	-.33090	.14770	-.05860	.32730	.12040
1.462	10.370	.00750	.01450	-.41920	.18010	-.07130	.32460	.12140
1.462	.000	.00290	.01870	.00340	-.00350	.00080	.33250	.11890
GRADIENT		.00028	.00017	-.04064	.01825	-.00717	-.00020	-.00004

MS56 (IA1) MAR ATP BL LV (01) (T2) (S1)

(R77011) (27 NOV 72)

REFERENCE DATA

BREF = 7.4190 SQ. IN. XMRP = 4.8200 IN.
 LREF = 5.3120 IN. YMRP = .0000 IN.
 SREF = 5.3120 IN. ZMRP = .0000 IN.
 SCALE = .0040

PARAMETRIC DATA

ALPHA = .000 CONFIG = 7.000
 PHI = 80.000 ORBINC = .000
 RUDDER = .000 AILRON = .000

RUN NO. 155/ 0 RN/L = 6.96 GRADIENT INTERVAL = -5.00/ 5.00

MACH	BETA	CN	CLM	CY	CYN	CBL	CAF	CAB
1.970	-10.510	-.01920	.01860	.42700	-.16010	.06170	.29100	.08770
1.970	-8.510	-.01040	.01660	.33590	-.12400	.04820	.28770	.08700
1.970	-6.370	-.00410	.01310	.24630	-.09340	.03550	.28560	.08650
1.970	-4.220	.00160	.01190	.16310	-.06260	.02420	.29200	.08860
1.970	-2.130	.00460	.01430	.08120	-.03140	.01270	.28600	.08950
1.970	.000	.00790	.01540	-.00070	.00170	-.00020	.28740	.08720
1.970	2.100	.00740	.01720	-.08160	.03430	-.01270	.28540	.08840
1.970	4.210	.00750	.01720	-.16220	.06490	-.02370	.28830	.08830
1.970	6.390	.00450	.01880	-.25430	.09910	-.03670	.28790	.08700
1.970	8.510	.00220	.02080	-.34140	.12880	-.04920	.29080	.08580
1.970	10.540	-.00250	.02330	-.43490	.16430	-.06310	.28820	.08730
1.970	.000	.00610	.01530	-.00470	.00360	-.00170	.28470	.08380
GRADIENT		.00069	.00064	-.03857	.01521	-.00575	-.00038	-.00008

RUN NO. 10/ 0 RN/L = 4.87 GRADIENT INTERVAL = -5.00/ 5.00

MACH	BETA	CN	CLM	CY	CYN	CBL	CAF	CAB
4.959	-10.070	-.04260	.03640	.30590	-.10120	.03000	.22330	.01140
4.959	-8.150	-.03940	.03460	.24780	-.07390	.02320	.21350	.01200
4.959	-6.100	-.04310	.03500	.18320	-.04800	.01610	.20410	.01270
4.959	-4.070	-.05350	.04210	.11860	-.02470	.01010	.20000	.01260
4.959	-2.030	-.04900	.04250	.06020	-.01370	.00510	.19800	.01260
4.959	.000	-.05060	.04420	.00190	.00000	.00020	.19920	.01180
4.959	2.050	-.04930	.04260	-.06130	.01470	-.00550	.19790	.01250
4.959	4.050	-.05100	.04580	-.11650	.02540	-.01070	.19710	.01340
4.959	6.140	-.05620	.03610	-.18110	.04670	-.01720	.20170	.01350
4.959	8.150	-.03670	.03620	-.24570	.07300	-.02450	.21030	.01380
4.959	10.070	-.03020	.03500	-.30670	.10170	-.03070	.21550	.01400
GRADIENT		.00023	.00037	-.02912	.00633	-.00257	-.00029	.00007

MS56 (IA1) NAR ATP BL LV (O2) (T2) (S1)

(R77012) (27 NOV 72)

REFERENCE DATA

BREF = 7.4190 SQ. IN. XMRP = 4.8200 IN.
 LREF = 5.3120 IN. YMRP = .0000 IN.
 BREF = 5.3120 IN. ZMRP = .0000 IN.
 SCALE = .0040

PARAMETRIC DATA

BETA = .000 CONFIG = 0.000
 PHI = 80.000 ORBINC = .000
 RUDDER = .000 AILRON = .000

RUN NO. 47/ 0 RN/L = 5.01 GRADIENT INTERVAL = -5.00/ 5.00

MACH	ALPHA	CN	CLM	CY	CYN	CBL	CAF	CAB
.604	-10.580	-.74340	.27470	.05060	-.02220	.00440	.14950	.12730
.604	-8.570	-.61540	.23830	.04990	-.02260	.00440	.15060	.12700
.604	-6.480	-.48900	.19910	.04920	-.02170	.00470	.15840	.12150
.604	-4.360	-.36880	.16250	.05190	-.02370	.00590	.16100	.11850
.604	-2.280	-.26440	.13220	.05130	-.02280	.00650	.16090	.11740
.604	-1.190	-.15350	.09830	.04870	-.02150	.00720	.15850	.11390
.604	1.880	-.03900	.05800	.04780	-.02000	.00800	.15450	.10980
.604	3.970	.07700	.01810	.04400	-.01820	.00800	.15130	.10690
.604	6.100	.20230	-.02210	.04120	-.01630	.00960	.14490	.10460
.604	8.160	.31020	-.05630	.03950	-.01560	.01050	.13680	.10450
.604	10.130	.42860	-.09530	.03220	-.01280	.01010	.13030	.10170
.604	-1.190	-.14660	.09500	.04520	-.01910	.00600	.16020	.11310
GRADIENT		.05365	-.01743	-.00093	.00066	.00027	-.00124	-.00148

RUN NO. 46/ 0 RN/L = 6.27 GRADIENT INTERVAL = -5.00/ 5.00

MACH	ALPHA	CN	CLM	CY	CYN	CBL	CAF	CAB
.902	-10.950	-.77980	.29710	.04590	-.02250	.00450	.22140	.15710
.902	-8.860	-.64440	.26480	.04920	-.02250	.00460	.22610	.15340
.902	-6.680	-.51180	.22800	.05090	-.02150	.00460	.22830	.14800
.902	-4.480	-.38250	.19140	.05200	-.02310	.00490	.22930	.14570
.902	-2.320	-.26290	.15780	.05040	-.02320	.00550	.22950	.13960
.902	-1.170	-.15180	.12360	.04950	-.02280	.00580	.21880	.13990
.902	1.930	-.02680	.06240	.04460	-.02030	.00580	.21320	.13260
.902	4.020	.12300	-.03540	.04110	-.01690	.00560	.20150	.13110
.902	6.190	.25310	-.08340	.03920	-.01560	.00600	.19660	.12750
.902	8.350	.38350	-.13060	.04190	-.01560	.00660	.18590	.12790
.902	10.400	.49920	-.16520	.03940	-.01240	.00660	.18360	.12500
.902	-1.170	-.14460	.11770	.04680	-.02130	.00560	.21410	.13920
GRADIENT		.05866	-.02579	-.00130	.00072	.00008	-.00338	-.00170

M556 (IA1) MAR ATP BL LV (02) (T2) (S1)

(R77012) (27 NOV 72)

REFERENCE DATA

SREF = 7.4190 SQ. IN. XMRP = 4.8200 IN.
 LREF = 5.3120 IN. YMRP = .0000 IN.
 BREF = 5.3120 IN. ZMRP = .0000 IN.
 SCALE = .0040

PARAMETRIC DATA

BETA = .000 CONFIG = 5.000
 PHI = 80.000 ORBINC = .000
 RUDDER = .000 AILRON = .000

RUN NO. 45/ 0 RN/L = 6.49 GRADIENT INTERVAL = -5.00/ 5.00

MACH	ALPHA	CN	CLM	CY	CYN	CBL	CAF	CAB
1.000	-11.060	-.86600	.37000	.05080	-.02730	.00580	.26780	.19130
1.000	-8.950	-.71660	.32530	.05480	-.02870	.00570	.29170	.18540
1.000	-6.740	-.57370	.28050	.05890	-.03000	.00640	.29470	.17970
1.000	-4.520	-.43110	.23340	.05890	-.02970	.00690	.29710	.17200
1.000	-2.370	-.29510	.18480	.05550	-.02820	.00650	.29700	.16420
1.000	-.170	-.17400	.14790	.05120	-.02570	.00650	.28570	.16460
1.000	1.970	-.02860	.07680	.04660	-.02140	.00580	.27020	.16020
1.000	4.100	.12870	-.01580	.04360	-.01840	.00570	.26600	.15290
1.000	6.290	.27510	-.08520	.04280	-.01690	.00630	.25330	.15030
1.000	8.450	.41600	-.13940	.04530	-.01830	.00700	.25220	.14530
1.000	10.500	.54360	-.18400	.04370	-.01520	.00780	.24280	.14380
1.000	-.160	-.16780	.14620	.05220	-.02530	.00630	.28500	.16370
GRADIENT		.06431	-.02807	-.00183	.00136	-.00014	-.00412	-.00195

RUN NO. 44/ 0 RN/L = 6.68 GRADIENT INTERVAL = -5.00/ 5.00

MACH	ALPHA	CN	CLM	CY	CYN	CBL	CAF	CAB
1.198	-11.270	-.82290	.29740	.04810	-.02460	.00620	.33270	.15750
1.198	-9.070	-.64580	.24880	.04390	-.02280	.00560	.33620	.15540
1.198	-6.810	-.50430	.21730	.04380	-.02290	.00510	.33940	.15290
1.198	-4.550	-.37260	.18560	.03910	-.01800	.00360	.33760	.15460
1.198	-2.370	-.24620	.14700	.03570	-.01490	.00320	.33730	.15070
1.198	-.180	-.12480	.10860	.03300	-.01200	.00330	.33510	.14840
1.198	2.030	.01120	.05810	.02950	-.00830	.00440	.32190	.14840
1.198	4.200	.14860	-.00540	.03160	-.00850	.00510	.31820	.14370
1.198	6.400	.28590	-.06150	.02880	-.00660	.00490	.31270	.14060
1.198	8.600	.40840	-.10050	.02770	-.00490	.00510	.30700	.13740
1.198	10.700	.52550	-.12990	.02720	-.00320	.00590	.29700	.13680
1.198	-.140	-.11740	.10610	.03370	-.01140	.00350	.33390	.14880
GRADIENT		.05935	-.02150	-.00097	.00117	.00019	-.00248	-.00110

MS56 (IA1) NAR ATP BL LV (O2) (T2) (S1)

(R77013) (27 NOV 72)

REFERENCE DATA

BREF = 7.4190 SQ. IN. XMRP = 4.8200 IN.
 LREF = 5.3120 IN. YMRP = .0000 IN.
 BREF = 5.3120 IN. ZMRP = .0000 IN.
 SCALE = .0040

PARAMETRIC DATA

ALPHA = .000 CONFIG = 5.000
 PHI = 80.000 ORBINC = .000
 RUDDER = .000 AILRON = .000

RUN NO. 40/ 0 RN/L = 5.00 GRADIENT INTERVAL = -5.00/ 5.00

MACH	BETA	CN	CLM	CY	CYN	CBL	CAF	CAB
.600	-10.070	-.04010	.03050	.36960	-.17070	.05730	.12930	.13520
.600	-8.150	-.05170	.04020	.30470	-.14450	.05040	.13460	.12870
.600	-6.120	-.06080	.05090	.23830	-.11460	.04120	.14370	.12080
.600	-4.070	-.06950	.05990	.16900	-.08130	.03030	.14820	.11850
.600	-2.040	-.07360	.06840	.09050	-.04260	.01760	.15670	.11240
.600	.000	-.08250	.07580	.01640	-.00700	.00420	.15880	.11390
.600	2.040	-.08500	.07860	-.06360	.03070	-.00920	.16010	.11300
.600	4.030	-.07770	.07670	-.13880	.06760	-.02270	.15430	.11600
.600	6.140	-.07060	.07180	-.21610	.10640	-.03560	.15160	.11760
.600	8.130	-.05960	.06630	-.27870	.13530	-.04500	.14300	.12690
.600	10.070	-.04660	.05760	-.34390	.16170	-.05360	.13750	.13350
.600	.000	-.07340	.07280	.01750	-.00740	.00420	.16050	.11130
GRADIENT		-.00138	.00216	-.03795	.01830	-.00655	.00077	-.00022

RUN NO. 41/ 0 RN/L = 6.28 GRADIENT INTERVAL = -5.00/ 5.00

MACH	BETA	CN	CLM	CY	CYN	CBL	CAF	CAB
.897	-10.210	-.05860	.04740	.41440	-.19570	.06420	.19300	.16330
.897	-8.240	-.06100	.05250	.34350	-.17170	.05560	.19980	.15210
.897	-6.180	-.06900	.06160	.26050	-.13460	.04330	.20410	.14460
.897	-4.090	-.08490	.07630	.17580	-.09460	.03080	.20770	.13660
.897	-2.040	-.09450	.09120	.08860	-.04930	.01680	.20990	.13640
.897	.010	-.09550	.10230	.00390	-.00680	.00340	.21550	.13520
.897	2.060	-.09910	.10340	-.08390	.03770	-.01200	.21800	.13390
.897	4.120	-.09330	.09810	-.17310	.08350	-.02720	.21600	.13530
.897	6.220	-.07560	.08800	-.25800	.12630	-.04060	.20970	.14060
.897	8.240	-.06450	.07600	-.32880	.16250	-.05280	.21170	.14690
.897	10.210	-.05900	.07140	-.39880	.18850	-.06160	.20610	.15540
.897	.000	-.10600	.10570	.00780	-.00280	.00130	.22020	.13550
GRADIENT		-.00104	.00272	-.04241	.02160	-.00706	.00120	-.00025

MS96(1A1) NAR ATP BL LV (02) (T2) (S1)

(R77013) (27 NOV 72)

REFERENCE DATA

PARAMETRIC DATA

SREF = 7.4190 SQ. IN. XMRP = 4.8200 IN.
 LREF = 5.3120 IN. YMRP = .0000 IN.
 BREF = 9.3120 IN. ZMRP = .0000 IN.
 SCALE = .0040

ALPHA = .000 CONFIG = 5.000
 PHI = 80.000 ORBINC = .000
 RUDDER = .000 AILRON = .000

RUN NO. 42/ 0 RN/L = 6.51 GRADIENT INTERVAL = -5.00/ 5.00

MACH	BETA	CN	CLM	CY	CYN	CBL	CAF	CAB
.998	-10.240	-.07330	.06140	.46430	-.23230	.07670	.26750	.18130
.998	-8.270	-.08430	.09120	.37990	-.19650	.06460	.27300	.17450
.998	-6.200	-.09910	.10320	.28960	-.15440	.05080	.27560	.16880
.998	-4.110	-.11180	.11490	.19580	-.10660	.03490	.27420	.16650
.998	-2.070	-.11550	.12350	.09960	-.05420	.01830	.27790	.16350
.998	.000	-.11890	.12930	.00740	-.00580	.00250	.27880	.16320
.998	2.060	-.11400	.12890	-.08920	.04560	-.01450	.28590	.15990
.998	4.110	-.10660	.12180	-.17830	.09520	-.03060	.28430	.16040
.998	6.180	-.09310	.11080	-.27170	.14580	-.04660	.27750	.16410
.998	8.260	-.07920	.10350	-.36420	.18930	-.06190	.28150	.16910
.998	10.220	-.07000	.09920	-.45390	.22930	-.07570	.27880	.17330
.998	.000	-.11770	.12910	.00720	-.00470	.00120	.27840	.16020
GRADIENT		.00056	.00093	-.04555	.02447	-.00796	.00137	-.00077

RUN NO. 43/ 0 RN/L = 6.70 GRADIENT INTERVAL = -5.00/ 5.00

MACH	BETA	CN	CLM	CY	CYN	CBL	CAF	CAB
1.198	-10.350	-.05530	.05780	.41330	-.17610	.07050	.31860	.15560
1.198	-8.370	-.06450	.06870	.33150	-.14460	.05880	.32440	.15190
1.198	-6.280	-.07420	.08180	.24790	-.10880	.04510	.32800	.14970
1.198	-4.170	-.08520	.09600	.16260	-.07130	.02990	.32900	.15100
1.198	-2.090	-.09350	.10850	.08190	-.03360	.01520	.32910	.15140
1.198	-.010	-.10330	.11740	.00130	.00180	.00050	.33300	.14990
1.198	2.090	-.09920	.11620	-.08350	.04050	-.01460	.33270	.14960
1.198	4.150	-.09090	.10950	-.16660	.07870	-.02990	.33430	.14710
1.198	6.260	-.08040	.10020	-.25030	.11620	-.04500	.33280	.14810
1.198	8.350	-.06480	.08990	-.33560	.15250	-.05980	.33060	.14970
1.198	10.340	-.05610	.08130	-.41860	.18340	-.07280	.32630	.15090
1.198	.000	-.10020	.11760	.00070	.00190	-.00050	.33070	.15160
GRADIENT		-.00082	.00167	-.03957	.01797	-.00718	.00068	-.00046

M556 (IA1) NAR ATP BL LV (01) (T1) (S1)

(R77014) (27 NOV 72)

REFERENCE DATA

PARAMETRIC DATA

BREF = 7.4190 SQ. IN. XMRP = 4.6200 IN.
 LREF = 8.3120 IN. YMRP = .0000 IN.
 BREF = 8.3120 IN. ZMRP = .0000 IN.
 SCALE = .0040

BETA = .000 CONFIG = 8.000
 PHI = 80.000 ORBINC = .000
 RUDDER = .000 AILRON = .000

RUN NO. 86/ 0 RN/L = 5.95 GRADIENT INTERVAL = -5.00/ 5.00

MACH	ALPHA	CN	CLM	CY	CYN	CBL	CAF	CAB
.802	-10.850	-.73370	.25280	.05090	-.02250	.00470	.16110	.13710
.802	-8.780	-.59430	.21340	.05000	-.02200	.00450	.16350	.13590
.802	-6.610	-.46130	.17330	.05030	-.02300	.00490	.16180	.13580
.802	-4.460	-.33390	.13520	.05010	-.02330	.00530	.16310	.13340
.802	-2.320	-.21620	.10060	.05060	-.02300	.00570	.16170	.12950
.802	-1.200	-.11070	.06910	.04640	-.02120	.00610	.15380	.12730
.802	1.930	.01870	.02570	.04480	-.01940	.00710	.14660	.12570
.802	4.080	.14570	-.02480	.04130	-.01770	.00700	.14340	.11980
.802	6.210	.26710	-.06840	.03840	-.01520	.00750	.14220	.11600
.802	8.350	.39190	-.11410	.03910	-.01520	.00840	.13830	.11210
.802	10.370	.51440	-.15230	.03920	-.01280	.00820	.13160	.11130
.802	-1.180	-.09630	.06510	.04980	-.02270	.00640	.15050	.13110
GRADIENT		.05599	-.01852	-.00110	.00069	.00022	-.00255	-.00145

RUN NO. 87/ 0 RN/L = 6.27 GRADIENT INTERVAL = -5.00/ 5.00

MACH	ALPHA	CN	CLM	CY	CYN	CBL	CAF	CAB
.901	-10.930	-.73420	.25580	.04600	-.02310	.00480	.19070	.15580
.901	-8.860	-.59800	.22060	.05110	-.02420	.00490	.19220	.15330
.901	-6.650	-.45860	.18230	.05220	-.02460	.00530	.19580	.14870
.901	-4.470	-.32820	.14530	.05150	-.02370	.00530	.19770	.14310
.901	-2.340	-.21210	.11210	.05250	-.02520	.00600	.19430	.14030
.901	-1.180	-.09800	.07900	.04730	-.02310	.00590	.18490	.14110
.901	1.970	.03770	.01840	.04460	-.02090	.00670	.17500	.13380
.901	4.070	.17220	-.05960	.04330	-.01830	.00600	.17530	.13090
.901	6.270	.31150	-.11120	.04330	-.01670	.00700	.16830	.12810
.901	8.420	.44160	-.15980	.04300	-.01470	.00700	.16890	.12400
.901	10.460	.55640	-.18850	.04330	-.01330	.00720	.15720	.12480
.901	-1.160	-.09470	.07740	.04850	-.02280	.00640	.18310	.14120
GRADIENT		.05846	-.02352	-.00114	.00071	.00010	-.00300	-.00144

MS56 (IA1) MAR ATP BL LV (01) (T1) (S1)

(R77014) (27 NOV 72)

REFERENCE DATA

BREF = 7.4190 SQ. IN. XMRP = 4.8200 IN.
 LREF = 5.3120 IN. YMRP = .0000 IN.
 BREF = 5.3120 IN. ZMRP = .0000 IN.
 SCALE = .0040

PARAMETRIC DATA

BETA = .000 CONFIG = 8.000
 PHI = 80.000 ORBINC = .000
 RUDDER = .000 AILRON = .000

RUN NO. 89/ 0 RN/L = 8.50 GRADIENT INTERVAL = -5.00/ 5.00

MACH	ALPHA	CN	CLM	CY	CYN	CBL	CAF	CAB
.999	-11.060	-.84240	.33940	.05050	-.02640	.00600	.25550	.19000
.999	-8.960	-.69140	.29570	.05240	-.02670	.00650	.25770	.18370
.999	-6.750	-.54130	.24820	.05330	-.02690	.00610	.26030	.17670
.999	-4.550	-.39760	.20110	.05250	-.02650	.00650	.26040	.17310
.999	-2.330	-.25590	.15270	.05290	-.02560	.00640	.25550	.16850
.999	-.150	-.13180	.11580	.04670	-.02250	.00590	.24830	.16710
.999	2.000	.01780	.04720	.04180	-.01840	.00610	.23660	.16040
.999	4.150	.17290	-.03430	.04160	-.01670	.00600	.22990	.15550
.999	6.350	.33000	-.11130	.04390	-.01690	.00670	.22610	.14880
.999	8.510	.47150	-.16370	.04580	-.01700	.00750	.22380	.14660
.999	10.580	.60640	-.21390	.04410	-.01370	.00760	.21160	.14590
.999	-.140	-.12360	.11430	.04880	-.02240	.00620	.24750	.16730
GRADIENT		.06509	-.02650	-.00151	.00123	-.00006	-.00367	-.00199

RUN NO. 88/ 0 RN/L = 6.69 GRADIENT INTERVAL = -5.00/ 5.00

MACH	ALPHA	CN	CLM	CY	CYN	CBL	CAF	CAB
1.200	-11.290	-.81350	.27420	.04300	-.02270	.00540	.30320	.15640
1.200	-9.090	-.62580	.22400	.04040	-.02090	.00470	.30550	.15240
1.200	-6.810	-.47190	.18670	.04020	-.01880	.00460	.30440	.15320
1.200	-4.570	-.33510	.15080	.03580	-.01540	.00350	.30570	.15100
1.200	-2.360	-.20320	.11010	.03360	-.01330	.00340	.30500	.15020
1.200	-.130	-.06840	.06430	.03150	-.01060	.00390	.30220	.14930
1.200	2.060	.07490	.00800	.03060	-.00880	.00480	.29450	.14770
1.200	4.230	.21010	-.05150	.03160	-.00890	.00490	.29090	.14480
1.200	6.440	.33470	-.09450	.02940	-.00600	.00490	.28810	.14130
1.200	8.640	.45240	-.12670	.02780	-.00420	.00550	.28260	.13830
1.200	10.750	.56960	-.15210	.02950	-.00250	.00610	.27640	.13810
1.200	-.120	-.05990	.06140	.03600	-.01190	.00470	.30230	.14860
GRADIENT		.06214	-.02300	-.00052	.00080	.00019	-.00182	-.00068

N556 (IA1) MAR ATP BL LV (01) (T1) (S1)

(R77014) (27 NOV 72)

REFERENCE DATA

PARAMETRIC DATA

BREF = 7.4190 SQ. IN. XMRP = 4.8200 IN.
 LREF = 5.3120 IN. YMRP = .0000 IN.
 BREF = 5.3120 IN. ZMRP = .0000 IN.
 SCALE = .0040

BETA = .000 CONFIG = 8.000
 PHI = 80.000 CRBINC = .000
 RUDDER = .000 AILRON = .000

RUN NO. 177/ 0 RN/L = 6.44 GRADIENT INTERVAL = -5.00/ 5.00

MACH	ALPHA	CN	CLM	CY	CYN	CBL	CAF	CAB
1.462	-11.350	-.79420	.25650	.05750	-.03430	.00710	.31520	.13000
1.462	-.150	-.04340	.03530	.04410	-.02100	.00710	.31340	.12450
1.462	10.780	.53060	-.11020	.03460	-.01110	.00650	.30410	.11670
1.462	-4.610	-.29350	.11060	.04670	-.02580	.00720	.31630	.12490
1.462	-2.350	-.16470	.07440	.04470	-.02240	.00720	.31460	.12610
1.462	-.140	-.04030	.03450	.04470	-.02120	.00710	.31410	.12410
1.462	2.040	.08510	-.00860	.04360	-.01910	.00720	.31060	.12340
1.462	4.220	.20320	-.04720	.04040	-.01560	.00630	.31260	.12140
1.462	6.520	.32360	-.07670	.03830	-.01330	.00640	.31450	.11940
1.462	8.700	.43270	-.09620	.03680	-.01090	.00650	.31140	.11890
1.462	10.790	.53120	-.10990	.03300	-.00970	.00630	.30390	.11710
1.462	-.140	-.03710	.03400	.04520	-.02100	.00730	.31520	.12340
GRADIENT		.05364	-.01470	-.00078	.00095	-.00006	-.00076	-.00060

RUN NO. 157/ 0 RN/L = 6.98 GRADIENT INTERVAL = -5.00/ 5.00

MACH	ALPHA	CN	CLM	CY	CYN	CBL	CAF	CAB
1.964	-11.330	-.69240	.19700	.02970	-.01570	.00240	.31840	.07240
1.964	-9.180	-.53710	.14590	.03550	-.01830	.00300	.31870	.06970
1.964	-6.900	-.38610	.10330	.03230	-.01420	.00280	.32040	.06330
1.964	-4.640	-.25120	.06720	.03300	-.01310	.00310	.32740	.05430
1.964	-2.390	-.13210	.04100	.03250	-.01250	.00360	.33320	.04920
1.964	-.180	-.02660	.01740	.03300	-.01320	.00390	.34180	.04530
1.964	2.050	.07860	-.00700	.03220	-.01130	.00410	.33940	.03810
1.964	4.250	.17850	-.03080	.03210	-.00970	.00430	.33710	.04270
1.964	6.540	.29340	-.05110	.03310	-.00820	.00470	.34420	.03660
1.964	8.750	.39460	-.06510	.03850	-.00750	.00560	.34380	.03030
1.964	10.910	.49370	-.07520	.04760	-.01310	.00700	.34730	.02330
1.964	-.130	-.01570	.01660	.03460	-.00180	.01490	.34520	.03320
GRADIENT		.04816	-.01098	-.00009	.00036	.00013	.00115	-.00155

MS56 (IA1) NAR ATP BL LV (01) (T1) (S1)

(R77014) (27 NOV 72)

REFERENCE DATA

SREF = 7.4190 80. IN. XMRP = 4.8200 IN.
 LREF = 5.3120 IN. YMRP = .0000 IN.
 SREF = 5.3120 IN. ZMRP = .0000 IN.
 SCALE = .0040

PARAMETRIC DATA

BETA = .000 CONFIG = 8.000
 PHI = 80.000 ORBINC = .000
 RUDDER = .000 AILRON = .000

RUN NO. 186/ 0 RN/L = 4.06 GRADIENT INTERVAL = -5.00/ 5.00

MACH	ALPHA	CN	CLM	CY	CYN	CBL	CAF	CAB
2.990	-10.620	-.54110	.11810	.02680	-.00970	.00170	.28390	.02730
2.990	-8.570	-.43510	.09270	.02540	-.00840	.00180	.27580	.02700
2.990	-6.460	-.32730	.06850	.02580	-.00860	.00180	.27140	.02650
2.990	-4.390	-.22490	.04790	.02530	-.00730	.00160	.27190	.02590
2.990	-2.260	-.12800	.03660	.02580	-.00650	.00220	.27230	.02600
2.990	-.150	-.04070	.03000	.02520	-.00610	.00220	.27200	.02650
2.990	1.950	.04470	.02370	.02750	-.00680	.00250	.26680	.02720
2.990	4.050	.12830	.01290	.02700	-.00500	.00270	.25750	.02990
2.990	6.180	.22320	-.00240	.03030	-.00610	.00320	.25230	.02990
2.990	8.260	.31600	-.01660	.03160	-.00740	.00360	.24740	.02890
2.990	10.260	.40300	-.03040	.03390	-.00770	.00430	.24140	.02900
2.990	-1.140	-.03880	.03030	.02520	-.00630	.00220	.27150	.02680
GRADIENT		.04169	-.00393	.00024	.00020	.00012	-.00162	.00044

RUN NO. 12/ 1 RN/L = 4.85 GRADIENT INTERVAL = -5.00/ 5.00

MACH	ALPHA	CN	CLM	CY	CYN	CBL	CAF	CAB
4.959	-10.340	-.46170	.10330	.01950	-.00490	.00090	.27470	-.00160
4.959	-8.350	-.37490	.08320	.01670	-.00330	.00090	.25630	.00150
4.959	-6.310	-.28810	.06700	.02030	-.00370	.00130	.24590	.00390
4.959	-4.270	-.20450	.05410	.02060	-.00380	.00140	.23850	.00490
4.959	-2.220	-.12750	.04410	.01770	-.00320	.00080	.23500	.00640
4.959	-.140	-.05340	.03980	.02130	-.00400	.00120	.22790	.00750
4.959	1.900	.01740	.03410	.02000	-.00310	.00150	.21930	.00820
4.959	3.950	.08800	.02310	.01870	-.00270	.00170	.20720	.00820
4.959	6.020	.17160	.00870	.02230	-.00350	.00200	.20110	.00700
4.959	8.050	.24220	-.00380	.01940	-.00260	.00180	.19490	.00900
4.959	10.020	.31310	-.01180	.01970	-.00230	.00220	.18840	.01140
GRADIENT		.03550	-.00350	-.00007	.00011	.00006	-.00381	.00041

MS56 (IA1) HAR ATP BL LV (01) (T1) (S1)

(R77015) (27 NOV 72)

REFERENCE DATA

PARAMETRIC DATA

SREF = 7.4190 SQ. IN. XMRP = 4.8200 IN.
 LREF = 5.3120 IN. YMRP = .0000 IN.
 BREF = 5.3120 IN. ZMRP = .0000 IN.
 SCALE = .0040

ALPHA = .000 CONFIG = 8.000
 PHI = 80.000 ORBINC = .000
 RUDDER = .000 AILRON = .000

RUN NO. 93/ 0 RN/L = 9.95 GRADIENT INTERVAL = -5.00/ 5.00

MACH	BETA	CN	CLM	CY	CYN	CBL	CAF	CAB
.800	-10.160	.00560	-.00120	.40050	-.18860	.06480	.12530	.14900
.800	-8.220	-.00090	.00910	.33310	-.16250	.05550	.12980	.14300
.800	-6.170	-.01300	.02190	.26090	-.13040	.04500	.13330	.13970
.800	-4.120	-.02180	.03160	.18530	-.09380	.03310	.13910	.13450
.800	-2.080	-.02260	.03800	.10120	-.04950	.01950	.14560	.12850
.800	-.030	-.02970	.04550	.01820	-.00880	.00480	.15280	.12370
.800	2.040	-.02790	.04630	-.07080	.03600	-.01090	.15330	.12410
.800	4.060	-.02740	.04530	-.15330	.07870	-.02570	.15040	.12540
.800	6.160	-.01940	.03990	-.23210	.11890	-.03910	.14610	.12740
.800	8.220	-.01040	.03000	-.31230	.15620	-.05000	.14290	.13410
.800	10.130	.00720	.02060	-.38270	.18530	-.06070	.13550	.14370
.800	.000	-.02340	.04350	.01200	-.00510	.00290	.15300	.12540
GRADIENT		-.00081	.00174	-.04147	.02102	-.00723	.00148	-.00110

RUN NO. 92/ 0 RN/L = 6.28 GRADIENT INTERVAL = -5.00/ 5.00

MACH	BETA	CN	CLM	CY	CYN	CBL	CAF	CAB
.899	-10.200	-.00610	.00540	.41430	-.19820	.06770	.15930	.16350
.899	-8.240	-.01080	.01260	.34270	-.17180	.05840	.16590	.15370
.899	-6.180	-.02000	.02690	.26120	-.13510	.04610	.17280	.14480
.899	-4.100	-.02880	.04030	.17880	-.09430	.03320	.17480	.14140
.899	-2.070	-.04000	.05290	.09270	-.04960	.01850	.18360	.13590
.899	.000	-.03680	.05610	.00600	-.00630	.00390	.18440	.13330
.899	2.060	-.03000	.05370	-.08560	.03950	-.01160	.18180	.13540
.899	4.090	-.02920	.05400	-.16700	.08220	-.02720	.18410	.13880
.899	6.230	-.02350	.04760	-.25630	.12810	-.04210	.17800	.14240
.899	8.250	-.01840	.04140	-.33540	.16530	-.05420	.17230	.14820
.899	10.210	-.00970	.02970	-.40270	.19260	-.06400	.16980	.15180
.899	.000	-.03660	.05600	.00940	-.00410	.00230	.18680	.13530
GRADIENT		.00045	.00137	-.04241	.02156	-.00736	.00082	-.00028

M586 (IA1) NAR ATP BL LV (01) (T1) (S1)

(R77015) (27 NOV 72)

REFERENCE DATA

BREF = 7.4190 SQ. IN. XMRP = 4.8200 IN.
 LREF = 5.3120 IN. YMRP = .0000 IN.
 BREF = 5.3120 IN. ZMRP = .0000 IN.
 SCALE = .0040

PARAMETRIC DATA

ALPHA = .000 CONFIC = 8.000
 PHI = 80.000 ORBINC = .000
 RUDDER = .000 AILRON = .000

RUN NO. 90/ D RN/L = 6.50 GRADIENT INTERVAL = -5.00/ 5.00

MACH	BETA	CN	CLM	CY	CYN	CBL	CAF	CAB
.999	-10.230	-.02310	.04530	.45950	-.22980	.08050	.22930	.18140
.999	-8.270	-.03170	.05400	.37300	-.19140	.06780	.23410	.17480
.999	-6.200	-.04460	.06630	.28280	-.14750	.05240	.23830	.16960
.999	-4.120	-.05930	.07970	.18730	-.09800	.03530	.24390	.16450
.999	-2.070	-.07150	.09330	.09770	-.04920	.01870	.24860	.16240
.999	.000	-.07580	.09990	.00620	-.00320	.00240	.25110	.16080
.999	2.030	-.07050	.09790	-.08590	.04430	-.01450	.25110	.15990
.999	4.110	-.06520	.09200	-.17750	.09400	-.03140	.24610	.16150
.999	6.220	-.05440	.08170	-.27650	.14580	-.04860	.24840	.16210
.999	8.240	-.04230	.07350	-.36710	.19060	-.06470	.24140	.16960
.999	10.240	-.03160	.06940	-.45480	.23150	-.07930	.23750	.17480
.999	.000	-.07470	.09840	.00310	-.00140	.00090	.24660	.16130
GRADIENT		-.00052	.00142	-.04442	.02322	-.00810	.00033	-.00041

RUN NO. 91/ D RN/L = 6.69 GRADIENT INTERVAL = -5.00/ 5.00

MACH	BETA	CN	CLM	CY	CYN	CBL	CAF	CAB
1.200	-10.340	-.00300	.01620	.42340	-.18730	.07600	.29040	.15620
1.200	-8.360	-.01000	.02850	.33910	-.15390	.06390	.29340	.15420
1.200	-6.270	-.02180	.04220	.25640	-.11720	.05050	.29830	.15050
1.200	-4.160	-.02900	.05380	.16810	-.07640	.03410	.30060	.14880
1.200	-2.100	-.03640	.06300	.08410	-.03730	.01800	.30160	.14880
1.200	-.020	-.04370	.07090	-.00050	.00250	.00150	.30440	.14770
1.200	2.070	-.04360	.07120	-.08810	.04490	-.01610	.30350	.14900
1.200	4.140	-.03500	.06550	-.17330	.08550	-.03340	.30410	.14720
1.200	6.260	-.02650	.05790	-.25860	.12540	-.04940	.29900	.14860
1.200	8.340	-.01520	.04750	-.34840	.16450	-.06470	.29750	.14970
1.200	10.340	-.00540	.03880	-.43090	.19580	-.07770	.29540	.15160
1.200	.000	-.03850	.07010	-.00340	.00370	-.00010	.30240	.14810
GRADIENT		-.00092	.00152	-.04117	.01955	-.00814	.00043	-.00014

M556 (IAS) MAR ATP BL LV (01) (T1) (31)

(R77015) (27 NOV 72)

REFERENCE DATA

BREF = 7.4190 SQ. IN. XMRP = 4.8200 IN.
 LREF = 5.3120 IN. YMRP = .0000 IN.
 SREF = 5.3120 IN. ZMRP = .0000 IN.
 SCALE = .0040

PARAMETRIC DATA

ALPHA = .000 CONFIG = 8.000
 PHI = 80.000 ORBINC = .000
 RUDDER = .000 AILRON = .000

RUN NO. 172/ 0 RN/L = 6.44 GRADIENT INTERVAL = -5.00/ 5.00

MACH	BETA	CN	CLM	CY	CYN	CBL	CAF	CAB
1.462	-10.360	.00510	-.00230	.42750	-.18810	.07240	.30980	.12550
1.462	.000	.00000	.02080	.00870	-.00540	.00320	.31890	.11940
1.462	10.370	.00530	.01390	-.42200	.18090	-.07010	.31590	.12070
1.462	-4.200	.00580	.00970	.17470	-.08340	.03300	.31330	.12370
1.462	-2.100	.00390	.01670	.09120	-.04430	.01800	.31580	.12220
1.462	-.020	.00090	.02070	.00760	-.00510	.00260	.32030	.11870
1.462	2.060	.00100	.02170	-.07960	.03610	-.01380	.32110	.12010
1.462	4.140	.00410	.02020	-.16110	.07370	-.02970	.32060	.12090
1.462	6.290	.00900	.01560	-.24920	.11280	-.04490	.31930	.12130
1.462	8.380	.00740	.01420	-.33370	.14790	-.05820	.31710	.12100
1.462	10.370	.00530	.01390	-.41970	.17960	-.07070	.31590	.12220
1.462	.000	.00090	.02090	.00650	-.00490	.00130	.31950	.11920
GRADIENT		.00008	.00011	-.04101	.01821	-.00715	.00015	-.00013

RUN NO. 156/ 0 RN/L = 6.98 GRADIENT INTERVAL = -5.00/ 5.00

MACH	BETA	CN	CLM	CY	CYN	CBL	CAF	CAB
1.966	-10.300	-.02100	.01960	.41880	-.16350	.06140	.29980	.08890
1.966	-8.480	-.01400	.01800	.32860	-.12660	.04780	.29650	.09760
1.966	-6.350	-.00730	.01400	.24140	-.09320	.03520	.29570	.08830
1.966	-4.230	-.00330	.01440	.16090	-.06350	.02390	.29860	.08910
1.966	-2.100	.00160	.01490	.08010	-.03240	.01230	.29700	.08900
1.966	.000	.00300	.01520	-.00070	.00120	.00000	.29770	.08860
1.966	2.090	.00270	.01880	-.08060	.03490	-.01240	.29900	.08870
1.966	4.180	.00290	.01940	-.15790	.06450	-.02360	.29840	.08860
1.966	6.340	.00110	.01920	-.24270	.09750	-.03560	.29710	.08730
1.966	8.490	-.00270	.02070	-.33340	.13150	-.04860	.29840	.08570
1.966	10.490	-.00630	.02250	-.42440	.16790	-.06240	.29950	.08600
1.966	.000	.00410	.01500	-.00420	.00360	-.00150	.29390	.08510
GRADIENT		.00064	.00065	-.03800	.01539	-.00570	.00008	-.00006

M556 (IA1) MAR ATP BL LV (01) (T1) (31)

(R77015) (27 NOV 72)

REFERENCE DATA

BREF = 7.4190 84. IN. XMRP = 4.8200 IN.
 LREF = 5.3120 IN. YMRP = .0000 IN.
 BRP = 5.3120 IN. ZMRP = .0000 IN.
 SCALE = .0040

PARAMETRIC DATA

ALPHA = .000 CONFIG = 8.000
 PHI = 80.000 ORBINC = .000
 RUDDER = .000 AILRON = .000

RUN NO. 185/ 0 RN/L = 4.04 GRADIENT INTERVAL = -5.00/ 5.00

MACH	BETA	CN	CLM	CY	CYN	CBL	CAF	CAB
2.990	-10.200	-.02720	.02660	.35540	-.11180	.04070	.26410	.04450
2.990	-8.230	-.02240	.02670	.28650	-.08720	.03180	.26110	.04500
2.990	-6.190	-.02370	.02720	.21460	-.06430	.02360	.25700	.04520
2.990	-4.150	-.02310	.02910	.14500	-.04280	.01650	.25340	.04460
2.990	-2.080	-.02080	.02980	.07510	-.02190	.00840	.25190	.04370
2.990	-.020	-.02020	.02980	-.00220	.00280	-.00030	.25370	.04230
2.990	2.060	-.01990	.03020	-.07790	.02560	-.00960	.25440	.04120
2.990	4.130	-.01960	.02880	-.15150	.04670	-.01760	.25490	.04300
2.990	6.210	-.01520	.02720	-.22420	.07060	-.02520	.25920	.04440
2.990	8.250	-.01840	.02650	-.29200	.09120	-.03320	.26230	.04460
2.990	10.220	-.01740	.02650	-.36300	.11720	-.04260	.26620	.04410
2.990	.000	-.02040	.02890	-.00430	.00280	-.00170	.25340	.04260
GRADIENT		.00038	-.00001	-.03604	.01094	-.00416	.00027	-.00028

RUN NO. 13/ 0 RN/L = 4.87 GRADIENT INTERVAL = -5.00/ 5.00

MACH	BETA	CN	CLM	CY	CYN	CBL	CAF	CAB
4.959	-10.040	-.04350	.03560	.30250	-.10650	.02990	.24200	.01190
4.959	-8.140	-.03710	.03290	.23960	-.07700	.02230	.23330	.01210
4.959	-6.090	-.03730	.03370	.17500	-.04880	.01540	.22560	.01230
4.959	-4.060	-.03800	.03700	.11370	-.02660	.00960	.22090	.01250
4.959	-2.030	-.03960	.03710	.05700	-.01310	.00490	.22070	.01230
4.959	.000	-.03790	.03780	.00190	-.00010	.00000	.22220	.01180
4.959	2.030	-.03960	.03870	-.05630	.01310	-.00450	.22000	.01230
4.959	4.040	-.03780	.04010	-.11140	.02690	-.00990	.21910	.01280
4.959	6.130	-.03580	.03610	-.17610	.04820	-.01620	.22140	.01330
4.959	8.120	-.03590	.03620	-.24050	.07710	-.02300	.22820	.01360
4.959	10.060	-.02950	.03580	-.30500	.10690	-.03090	.23770	.01390
GRADIENT		.00002	.00038	-.02781	.00657	-.00239	-.00021	.00003

MS56 (IA1) NAR ATP BL LV (02) (T1) (S1)

(R77016) (27 NOV 72)

REFERENCE DATA

PARAMETRIC DATA

SREF = 7.4190 SQ. IN. XMRP = 4.8200 IN.
 LREF = 5.3120 IN. YMRP = .0000 IN.
 BREF = 5.3120 IN. ZMRP = .0000 IN.
 SCALE = .0040

BETA = .000 CONFIG = 6.000
 PHI = 80.000 ORBINC = .000
 RUDDER = .000 AILRON = .000

RUN NO. 48/ 0 RN/L = 5.01 GRADIENT INTERVAL = -5.00/ 5.00

MACH	ALPHA	CN	CLM	CY	CYN	CBL	CAF	CAB
.604	-10.550	-.74700	.27860	.05970	-.02640	.00490	.13730	.12770
.604	-8.580	-.62290	.24130	.05890	-.02580	.00500	.14480	.12340
.604	-6.480	-.49710	.20290	.05600	-.02440	.00480	.14390	.12580
.604	-4.370	-.38300	.16830	.05310	-.02300	.00510	.14840	.12240
.604	-2.280	-.26750	.13450	.05150	-.02210	.00590	.15180	.11810
.604	-.190	-.15980	.10190	.05080	-.02170	.00680	.15120	.11430
.604	1.880	-.04780	.06350	.05000	-.02040	.00800	.14970	.10790
.604	3.960	.06820	.02470	.04960	-.01990	.00880	.14490	.10720
.604	6.100	.18710	-.01170	.04120	-.01490	.00850	.13820	.10660
.604	8.160	.30250	-.04960	.03930	-.01340	.00920	.13030	.10450
.604	10.130	.42010	-.08670	.04000	-.01370	.01040	.12220	.10250
.604	-.190	-.15720	.10110	.05190	-.02070	.00680	.15230	.11330
GRADIENT		.05389	-.01720	-.00041	.00038	.00046	-.00044	-.00195

RUN NO. 49/ 0 RN/L = 6.27 GRADIENT INTERVAL = -5.00/ 5.00

MACH	ALPHA	CN	CLM	CY	CYN	CBL	CAF	CAB
.900	-10.970	-.77930	.26960	.04810	-.02340	.00510	.20980	.15420
.900	-8.880	-.64620	.25490	.05140	-.02400	.00490	.21070	.15270
.900	-6.690	-.50900	.21790	.05100	-.02220	.00450	.21390	.14700
.900	-4.510	-.38020	.18260	.04890	-.02110	.00460	.21380	.14400
.900	-2.360	-.26340	.15040	.05040	-.02310	.00510	.21120	.14160
.900	-.200	-.15230	.11910	.04890	-.02270	.00580	.20050	.14180
.900	1.930	-.01890	.05550	.04280	-.01890	.00570	.19490	.13440
.900	4.070	.12150	-.02020	.03810	-.01530	.00550	.18840	.13350
.900	6.270	.25250	-.06550	.03550	-.01220	.00550	.18270	.12970
.900	8.380	.37940	-.11300	.04120	-.01370	.00670	.17570	.12640
.900	10.440	.49690	-.14660	.03560	-.00970	.00630	.17370	.12660
.900	-.180	-.14560	.11390	.04390	-.02060	.00520	.19880	.14150
GRADIENT		.05817	-.02332	-.00136	.00074	.00011	-.00313	-.00131

MS96 (IA1) NAR ATP BL LV (O2) (T1) (S1)

(R77016) (27 NOV 72)

REFERENCE DATA

SREF = 7.4190 IN. XMRP = 4.8200 IN.
 LREF = 5.3120 IN. YMRP = .0000 IN.
 SREF = 5.3120 IN. ZMRP = .0000 IN.
 SCALE = .0040

PARAMETRIC DATA

BETA = .000 CONFIC = 6.000
 PHI = 80.000 ORBINC = .000
 RUDDER = .000 AILRON = .000

RUN NO. 50/ 0 RN/L = 6.49 GRADIENT INTERVAL = -5.00/ 5.00

MACH	ALPHA	CN	CLM	CY	CYN	CBL	CAF	CAB
.999	-11.100	-.67690	.36390	.05420	-.02750	.00570	.27880	.19340
.999	-8.970	-.72630	.32050	.05490	-.02820	.00570	.28050	.18700
.999	-6.770	-.57910	.27400	.05470	-.02860	.00600	.28290	.17900
.999	-4.550	-.43410	.22660	.05690	-.02940	.00640	.27900	.17500
.999	-2.380	-.29680	.17970	.05880	-.02940	.00670	.27880	.17140
.999	-.180	-.17340	.14270	.05190	-.02580	.00620	.27060	.16740
.999	1.980	-.03040	.08340	.04170	-.02070	.00580	.25790	.16370
.999	4.160	.11440	.01460	.03940	-.01890	.00570	.25650	.15590
.999	6.310	.25960	-.05410	.03650	-.01650	.00560	.24560	.15220
.999	8.490	.40580	-.10850	.03900	-.01790	.00720	.24100	.15060
.999	10.550	.53440	-.15210	.03270	-.01250	.00730	.23400	.14490
.999	-1.170	-.16700	.14090	.05220	-.02670	.00640	.26960	.16740
GRADIENT		.06259	-.02388	-.00239	.00136	-.00011	-.00303	-.00211

RUN NO. 51/ 0 RN/L = 6.67 GRADIENT INTERVAL = -5.00/ 5.00

MACH	ALPHA	CN	CLM	CY	CYN	CBL	CAF	CAB
1.199	-11.320	-.84170	.29560	.04630	-.02430	.00560	.32520	.15580
1.199	-9.110	-.65930	.24630	.04320	-.02250	.00490	.32690	.15290
1.199	-6.840	-.51210	.21270	.04330	-.02230	.00480	.32570	.15310
1.199	-4.580	-.37840	.18280	.03840	-.01770	.00310	.32650	.15260
1.199	-2.380	-.24820	.14810	.03410	-.01360	.00280	.32710	.14900
1.199	-.160	-.12670	.10770	.03140	-.00990	.00290	.32280	.14790
1.199	2.030	.00800	.05900	.02930	-.00790	.00380	.31270	.14610
1.199	4.210	.14740	-.00110	.03100	-.00800	.00490	.30760	.14450
1.199	6.420	.28290	-.05290	.02990	-.00620	.00490	.30340	.14090
1.199	8.620	.40840	-.09130	.02660	-.00400	.00500	.29760	.13720
1.199	10.710	.52490	-.11920	.02830	-.00280	.00550	.29040	.13560
1.199	-1.150	-.12070	.10650	.03480	-.01110	.00360	.32120	.15000
GRADIENT		.05947	-.02068	-.00089	.00114	.00021	-.00237	-.00087

M556 (IA1) NAR ATP BL LV (02) (T1) (S1)

(R77017) (27 NOV 72)

REFERENCE DATA

PARAMETRIC DATA

SREF = 7.4190 SQ. IN. XMRP = 4.8200 IN.
 LREF = 5.3120 IN. YMRP = .0000 IN.
 BRP = 5.3120 IN. ZMRP = .0000 IN.
 SCALE = .0040

ALPHA = .000 CONFIG = 6.000
 PHI = 80.000 ORBINC = .000
 RUDDER = .000 AILRON = .000

RUN NO. 39/ 0 RN/L = 5.00 GRADIENT INTERVAL = -5.00/ 5.00

MACH	BETA	CN	CLM	CY	CYN	CBL	CAF	CAB
.600	-10.090	-.03330	.02460	.37060	-.16890	.05680	.12240	.13600
.600	-8.160	-.04020	.03570	.30900	-.14270	.05080	.12810	.12930
.600	-6.120	-.05810	.04970	.23400	-.10920	.04070	.13350	.12440
.600	-4.070	-.06260	.05730	.16270	-.07560	.02930	.14130	.11820
.600	-2.040	-.07120	.06730	.08840	-.03980	.01720	.14800	.11440
.600	.000	-.07790	.07430	.01310	-.00570	.00450	.15170	.11260
.600	2.040	-.07600	.07620	-.06240	.03000	-.00890	.14850	.11680
.600	4.030	-.07540	.07530	-.13720	.06580	-.02150	.14840	.11420
.600	6.150	-.07090	.07290	-.21370	.10270	-.03380	.14170	.12050
.600	8.160	-.05780	.06580	-.28180	.13430	-.04470	.13480	.12890
.600	10.080	-.04690	.05700	-.34690	.16040	-.05340	.13060	.13300
.600	.000	-.07780	.07430	.01300	-.00490	.00350	.15350	.11120
GRADIENT		-.00150	.00222	-.03701	.01739	-.00630	.00073	-.00028

RUN NO. 38/ 0 RN/L = 6.29 GRADIENT INTERVAL = -5.00/ 5.00

MACH	BETA	CN	CLM	CY	CYN	CBL	CAF	CAB
.896	-10.220	-.06160	.04520	.40950	-.19420	.06350	.17510	.16430
.896	-8.240	-.06110	.05040	.33710	-.16810	.05490	.17990	.15480
.896	-6.180	-.07040	.06330	.25780	-.13150	.04320	.18360	.15030
.896	-4.100	-.08590	.07840	.18070	-.09400	.03160	.18710	.14400
.896	-2.050	-.09190	.09140	.09120	-.04750	.01720	.19310	.14140
.896	.000	-.09000	.09740	.00330	-.00360	.00300	.19790	.13820
.896	2.060	-.08980	.09710	-.08680	.04130	-.01240	.19990	.13770
.896	4.090	-.08130	.09180	-.16720	.08190	-.02640	.19710	.14010
.896	6.190	-.07490	.08610	-.25160	.12520	-.04060	.19710	.14540
.896	8.220	-.06440	.07590	-.32370	.16040	-.05230	.19380	.15200
.896	10.230	-.05760	.06670	-.39840	.18890	-.06140	.19010	.15770
.896	.000	-.09290	.09860	.00520	-.00190	.00130	.20590	.13980
GRADIENT		.00055	.00159	-.04265	.02150	-.00711	.00131	-.00056

M556 (IA1) HAR ATP BL LV (02) (T1) (S1)

(R77017) (27 NOV 72)

REFERENCE DATA

PARAMETRIC DATA

BREF = 7.4190 SQ. IN. XMRP = 4.8200 IN.
 LREF = 5.3120 IN. YMRP = .0000 IN.
 RREF = 5.3120 IN. ZMRP = .0000 IN.
 SCALE = .0040

ALPHA = .000 CONFIG = 6.000
 PHI = 80.000 ORBINC = .000
 RUDDER = .000 AILRON = .000

RUN NO. 37/ D RN/L = 6.53 GRADIENT INTERVAL = -5.00/ 5.00

MACH	BETA	CN	CLM	CY	CYN	CBL	CAF	CAB
.999	-10.230	-.07370	.07720	.45780	-.23050	.07630	.25170	.18260
.999	-8.270	-.08080	.08540	.37160	-.19270	.06430	.25570	.17500
.999	-6.190	-.09200	.09720	.28290	-.15070	.05050	.25600	.17240
.999	-4.110	-.10670	.11160	.19070	-.10200	.03430	.25680	.16990
.999	-2.060	-.10870	.11940	.09680	-.05160	.01850	.26650	.16630
.999	.000	-.11200	.12570	.00800	-.00490	.00250	.26820	.16640
.999	2.060	-.11030	.12540	-.08860	.04580	-.01420	.26780	.16390
.999	4.080	-.09910	.11670	-.17230	.09180	-.02980	.26950	.16390
.999	6.280	-.09310	.10920	-.27020	.14460	-.04670	.26340	.16750
.999	8.280	-.07630	.09970	-.36480	.19020	-.06190	.26500	.17190
.999	10.240	-.06850	.09790	-.44810	.22700	-.07510	.26310	.17470
.999	.000	-.11030	.12480	.00720	-.00400	.00110	.26370	.16500
GRADIENT		.00066	.00080	-.04446	.02366	-.00785	.00130	-.00070

RUN NO. 36/ D RN/L = 6.74 GRADIENT INTERVAL = -5.00/ 5.00

MACH	BETA	CN	CLM	CY	CYN	CBL	CAF	CAB
1.199	-10.350	-.05350	.05480	.41390	-.17860	.07020	.30850	.15650
1.199	-8.370	-.06050	.06800	.33370	-.14680	.05880	.31250	.15490
1.199	-6.270	-.07340	.08180	.24750	-.11020	.04570	.31690	.15190
1.199	-4.170	-.08610	.09690	.16330	-.07200	.03040	.31580	.15470
1.199	-2.110	-.09460	.10890	.08280	-.03570	.01560	.31650	.15450
1.199	-.010	-.10320	.11720	.00350	.00030	.00090	.31960	.15280
1.199	2.070	-.09800	.11640	-.08280	.04020	-.01440	.31940	.15310
1.199	4.150	-.09070	.11080	-.16360	.07790	-.02970	.32110	.15050
1.199	6.270	-.07820	.10070	-.24800	.11640	-.04450	.31820	.15050
1.199	8.330	-.06590	.09070	-.33500	.15310	-.05890	.31470	.15280
1.199	10.380	-.05610	.08060	-.41990	.18520	-.07220	.31430	.15240
1.199	.000	-.09910	.11660	-.00090	.00190	-.00060	.31720	.15320
GRADIENT		-.00060	.00169	-.03936	.01805	-.00721	.00065	-.00047

M556 (IA1) MAR ATP BL LV (01) (T1) (S1)

(R77018) (27 NOV 72)

REFERENCE DATA

BREF = 7.4190 SQ. IN. XMRP = 4.8200 IN.
 LREF = 5.3120 IN. YMRP = .0000 IN.
 BREF = 5.3120 IN. ZMRP = .0000 IN.
 SCALE = .0040

PARAMETRIC DATA

BETA = .000 CONFIG = 8.000
 PHI = 80.000 ORBINC = -1.200
 RUDDER = .000 AILRON = .000

RUN NO. 119/ 0 RN/L = 4.90 GRADIENT INTERVAL = -5.00/ 5.00

MACH	ALPHA	CN	CLM	CY	CYN	CBL	CAF	CAB
.600	-10.550	-.75210	.28230	.06160	-.02710	.00720	.12570	.13370
.600	-8.580	-.62990	.24460	.06090	-.02640	.00700	.12790	.13370
.600	-6.480	-.49780	.20120	.05760	-.02520	.00650	.13220	.12910
.600	-4.370	-.38160	.16380	.05580	-.02530	.00670	.13450	.12730
.600	-2.280	-.25910	.12470	.05380	-.02420	.00710	.13660	.12210
.600	-.190	-.14990	.09360	.05350	-.02370	.00800	.13590	.11960
.600	1.880	-.03960	.05470	.05380	-.02390	.00900	.13360	.11390
.600	3.950	.08220	.01350	.05240	-.02310	.00920	.12710	.11510
.600	6.080	.20180	-.02440	.05160	-.02190	.00960	.12490	.10790
.600	8.170	.32040	-.06190	.04670	-.01930	.01050	.11110	.11000
.600	10.130	.43380	-.09890	.03810	-.01450	.01070	.10310	.10770
.600	-.200	-.15230	.09330	.05230	-.02360	.00770	.13520	.12080
GRADIENT		.05515	-.01782	-.00033	.00023	.00033	-.00085	-.00157

RUN NO. 118/ 0 RN/L = 5.86 GRADIENT INTERVAL = -5.00/ 5.00

MACH	ALPHA	CN	CLM	CY	CYN	CBL	CAF	CAB
.802	-10.850	-.77950	.28990	.06130	-.02740	.00710	.16540	.14370
.802	-8.800	-.64230	.24850	.05840	-.02650	.00610	.16610	.14200
.802	-6.640	-.50210	.20710	.05570	-.02510	.00580	.16680	.13890
.802	-4.480	-.38050	.16940	.05770	-.02620	.00680	.16250	.13990
.802	-2.360	-.25820	.13140	.05660	-.02630	.00730	.15980	.13670
.802	-.210	-.14010	.09230	.05370	-.02550	.00730	.15350	.13140
.802	1.910	-.02320	.05310	.04920	-.02240	.00810	.14870	.12740
.802	4.020	.10160	.00630	.04980	-.02210	.00870	.14740	.12280
.802	6.210	.22150	-.03610	.04590	-.01970	.00900	.14200	.11970
.802	8.320	.34750	-.07930	.04300	-.01680	.00870	.13490	.11590
.802	10.350	.47200	-.12280	.04740	-.01780	.01050	.12810	.11420
.802	-.200	-.13660	.09230	.05570	-.02580	.00740	.15140	.13520
GRADIENT		.05638	-.01902	-.00109	.00057	.00022	-.00194	-.00205

MS56 (IA1) NAR ATP BL LV (01) (T1) (81)

(R77018) (27 NOV 72)

REFERENCE DATA

SREF = 7.4190 SQ. IN. XMRP = 4.8200 IN.
 LREF = 9.3120 IN. YMRP = .0000 IN.
 BREF = 9.3120 IN. ZMRP = .0000 IN.
 SCALE = .0040

PARAMETRIC DATA

BETA = .000 CONFIG = 8.000
 PHI = 80.000 ORBINC = -1.200
 RUDDER = .000 AILRON = .000

RUN NO. 117/ 0 RN/L = 6.22 GRADIENT INTERVAL = -5.00/ 5.00

MACH	ALPHA	CN	CLM	CY	CYN	CBL	CAF	CAB
.903	-10.970	-.78530	.29410	.05310	-.02730	.00680	.19820	.16570
.903	-8.680	-.64820	.25810	.05570	-.02730	.00660	.19920	.16150
.903	-6.690	-.50790	.21930	.05800	-.02730	.00670	.20270	.15510
.903	-4.540	-.38120	.18390	.06120	-.02820	.00750	.20190	.15140
.903	-2.360	-.25860	.14490	.05620	-.02820	.00730	.19730	.14820
.903	-.180	-.14270	.10980	.05070	-.02510	.00710	.18460	.14910
.903	1.940	-.00600	.04660	.04730	-.02290	.00720	.18060	.13940
.903	4.050	.12880	-.02750	.04870	-.02200	.00800	.17080	.13730
.903	6.240	.25310	-.07160	.04630	-.01900	.00830	.16890	.13280
.903	8.370	.38480	-.11860	.04610	-.01810	.00820	.16060	.12890
.903	10.420	.50790	-.15740	.04460	-.01610	.00870	.15610	.12650
.903	-1.180	-.13220	.10390	.05530	-.02720	.00790	.17900	.14740
GRADIENT		.05923	-.02423	-.00158	.00082	.00004	-.00367	-.00172

RUN NO. 115/ 0 RN/L = 6.52 GRADIENT INTERVAL = -5.00/ 5.00

MACH	ALPHA	CN	CLM	CY	CYN	CBL	CAF	CAB
1.000	-11.070	-.88570	.37760	.05850	-.03090	.00740	.26610	.19400
1.000	-8.970	-.73660	.33210	.05890	-.03070	.00710	.26760	.18810
1.000	-6.760	-.59140	.28720	.05900	-.03070	.00770	.26580	.18300
1.000	-4.570	-.44760	.23930	.05990	-.03040	.00780	.26580	.17640
1.000	-2.380	-.30720	.19080	.05860	-.02990	.00760	.26350	.17210
1.000	-.170	-.17640	.15040	.05550	-.02750	.00750	.25400	.17100
1.000	2.000	-.03370	.08630	.04890	-.02310	.00740	.24180	.16420
1.000	4.130	.12000	.00580	.04750	-.02100	.00690	.23380	.15760
1.000	6.320	.26910	-.06530	.04630	-.01870	.00760	.22470	.15210
1.000	8.500	.41950	-.12640	.04770	-.01900	.00820	.21600	.14870
1.000	10.550	.55400	-.17140	.04580	-.01620	.00870	.20930	.14850
1.000	-1.180	-.16960	.14680	.05630	-.02730	.00740	.24960	.17090
GRADIENT		.06466	-.02621	-.00158	.00117	-.00009	-.00393	-.00209

M556 (IA1) NAR ATP BL LV (01) (T1) (S1)

(R77018) (27 NOV 72)

REFERENCE DATA

PARAMETRIC DATA

BREF = 7.4190 SQ. IN. XMRP = 4.8200 IN.
 LREF = 5.3120 IN. YMRP = .0000 IN.
 BREF = 5.3120 IN. ZMRP = .0000 IN.
 SCALE = .0040

BETA = .000 CONFIG = 8.000
 PHI = 80.000 ORBINC = -1.200
 RUDDER = .000 AILRON = .000

RUN NO. 116/ D RN/L = 6.57 GRADIENT INTERVAL = -5.00/ 5.00

MACH	ALPHA	CN	CLM	CY	CYN	CBL	CAF	CAB
1.199	-11.290	-.85280	.30990	.05080	-.02650	.00740	.30990	.16220
1.199	-9.100	-.67010	.26160	.04930	-.02540	.00680	.31240	.15710
1.199	-6.830	-.51880	.22270	.04590	-.02390	.00600	.31200	.15510
1.199	-4.590	-.38610	.19120	.04170	-.01890	.00500	.30960	.15380
1.199	-2.360	-.25120	.14940	.03840	-.01610	.00440	.30860	.15230
1.199	-.150	-.11940	.10530	.03910	-.01420	.00510	.30300	.15210
1.199	2.030	.01950	.04820	.03580	-.01220	.00570	.29650	.14740
1.199	4.210	.16130	-.01450	.03810	-.01230	.00660	.29090	.14610
1.199	6.430	.29050	-.06280	.03300	-.00870	.00530	.28640	.14120
1.199	8.640	.40940	-.09500	.03310	-.00760	.00640	.28100	.13850
1.199	10.730	.52780	-.12270	.03260	-.00570	.00670	.27370	.13720
1.199	-.150	-.11320	.10110	.03810	-.01360	.00540	.30360	.15150
GRADIENT		.06209	-.02330	-.00045	.00078	.00020	-.00225	-.00092

RUN NO. 178/ D RN/L = 6.48 GRADIENT INTERVAL = -5.00/ 5.00

MACH	ALPHA	CN	CLM	CY	CYN	CBL	CAF	CAB
1.465	-11.340	-.82490	.28330	.05750	-.03390	.00650	.44620	.00420
1.465	-9.150	-.64100	.22730	.05150	-.02980	.00640	.43490	.01020
1.465	-6.820	-.46960	.18060	.04810	-.02810	.00710	.43720	.00600
1.465	-4.600	-.33340	.14320	.04500	-.02480	.00660	.44100	.00010
1.465	-2.410	-.20760	.10680	.04200	-.02010	.00640	.42580	.01540
1.465	-.180	-.08430	.06770	.04250	-.01920	.00650	.41220	.02620
1.465	2.020	.04300	.02180	.04190	-.01780	.00670	.38650	.04530
1.465	4.190	.16220	-.01850	.04080	-.01540	.00620	.38680	.04590
1.465	6.500	.28560	-.04850	.03710	-.01220	.00580	.38640	.04500
1.465	8.680	.39680	-.07100	.03720	-.01190	.00630	.38550	.03950
1.465	10.780	.49940	-.08430	.03340	-.01120	.00630	.38140	.03510
1.465	-.150	-.07800	.06570	.04090	-.01820	.00600	.41240	.02770
GRADIENT		.05642	-.01855	-.00039	.00096	-.00002	-.00671	.00552

N556 (IA1) NAR ATP BL LV (O1) (T1) (S1)

(R77018) (27 NOV 72)

REFERENCE DATA

PARAMETRIC DATA

BREF = 7.4190 SQ. IN. XMRP = 4.8200 IN.
 LREF = 5.3120 IN. YMRP = .0000 IN.
 BRFP = 5.3120 IN. ZMRP = .0000 IN.
 SCALE = .0040

BETA = .000 CONFIG = 8.000
 PHI = 80.000 ORBINC = -1.200
 RUDDER = .000 AIRLON = .000

RUN NO. 160/ 0 RN/L = 6.98 GRADIENT INTERVAL = -5.00/ 5.00

MACH	ALPHA	CN	CLM	CY	CYN	CBL	CAF	CAB
1.965	-11.340	-.71900	.22050	.03200	-.01710	.00210	.30080	.09250
1.965	-9.180	-.56400	.16990	.03680	-.01990	.00260	.29500	.09180
1.965	-6.910	-.41360	.12670	.03560	-.01640	.00280	.29110	.09020
1.965	-4.650	-.28330	.09300	.03530	-.01410	.00320	.29250	.08940
1.965	-2.410	-.16550	.06550	.03440	-.01350	.00360	.29350	.08950
1.965	-.190	-.05690	.04050	.03290	-.01290	.00370	.29480	.08910
1.965	2.000	.04580	.01580	.03340	-.01170	.00420	.29130	.08810
1.965	4.230	.15040	-.01110	.03310	-.01020	.00490	.28740	.08870
1.965	6.510	.26250	-.03290	.03450	-.00940	.00540	.28770	.08970
1.965	8.730	.37010	-.04920	.04100	-.00870	.00620	.28370	.08720
1.965	10.860	.46520	-.05870	.04620	-.01300	.00720	.27970	.08610
1.965	-.150	-.04910	.04010	.03310	-.01260	.00370	.29130	.08570
GRADIENT		.04866	-.01163	-.00024	.00043	.00018	-.00056	-.00013

RUN NO. 24/ 0 RN/L = 4.10 GRADIENT INTERVAL = -5.00/ 5.00

MACH	ALPHA	CN	CLM	CY	CYN	CBL	CAF	CAB
2.990	-10.600	-.56090	.13530	.02490	-.01010	.00130	.27120	.04120
2.990	-8.620	-.46040	.11130	.02340	-.00880	.00120	.26290	.04060
2.990	-6.490	-.35050	.08460	.02380	-.00920	.00130	.25700	.04080
2.990	-4.360	-.24400	.06320	.02520	-.00860	.00160	.25700	.04080
2.990	-2.270	-.15090	.05170	.02380	-.00740	.00170	.25880	.04000
2.990	-.150	-.05580	.04320	.02710	-.00780	.00230	.25740	.04130
2.990	1.950	.02770	.03560	.02840	-.00840	.00280	.25300	.04130
2.990	4.020	.11150	.02350	.02690	-.00690	.00340	.24610	.04080
2.990	6.170	.20840	.00700	.03040	-.00690	.00410	.24060	.04090
2.990	8.250	.29760	-.00730	.03070	-.00730	.00410	.23360	.04180
2.990	10.280	.39450	-.02470	.02830	-.00540	.00400	.22770	.04260
GRADIENT		.04233	-.00454	.00057	.00011	.00022	-.00131	.00006

M556 (IA1) NAR ATP BL LV (O1) (T1) (S1)

(R77018) (27 NOV 72)

REFERENCE DATA

SREF = 7.4190 SQ. IN. XMRP = 4.8200 IN.
 LREF = 5.3120 IN. YMRP = .0000 IN.
 BRP = 5.3120 IN. ZMRP = .0000 IN.
 SCALE = .0040

PARAMETRIC DATA

BETA = .000 CONFIG = 8.000
 PHI = 60.000 ORBINC = -1.200
 RUDDER = .000 AILRON = .000

RUN NO. 25/ D RN/L = 4.85 GRADIENT INTERVAL = -5.00/ 5.00

MACH	ALPHA	CN	CLM	CY	CYN	CBL	CAF	CAB
4.959	-10.320	-.47450	.11520	.01950	-.00670	.00090	.26240	.00920
4.959	-8.390	-.38810	.09280	.01330	-.00560	.00030	.24740	.01000
4.959	-6.310	-.29810	.07470	.01690	-.00670	.00090	.23740	.01070
4.959	-4.260	-.21780	.06140	.01720	-.00720	.00070	.23100	.01110
4.959	-2.210	-.14390	.05240	.01590	-.00640	.00100	.22820	.01190
4.959	-.150	-.06330	.04360	.01470	-.00410	.00040	.22300	.01220
4.959	1.900	.00720	.03960	.01980	-.00760	.00170	.21580	.01180
4.959	3.920	.07500	.03110	.01860	-.00530	.00190	.20310	.01140
4.959	6.030	.15830	.01280	.01560	-.00440	.00090	.19590	.01170
4.959	8.050	.23560	-.00020	.01610	-.00340	.00240	.19080	.01270
4.959	10.030	.30630	-.00970	.01480	-.00260	.00220	.18530	.01280
	GRADIENT	.03599	-.00359	.00033	.00013	.00015	-.00333	.00002

N556 (IA1) NAR ATP BL LV (01) (T1) (S1)

(R77019) (27 NOV 72)

REFERENCE DATA

SREF = 7.4190 84 IN. XMRP = 4.8200 IN.
 LREF = 5.3120 IN. YMRP = .0000 IN.
 SREF = 9.3120 IN. ZMRP = .0000 IN.
 SCALE = .0040

PARAMETRIC DATA

ALPHA = .000 CONFIG = 8.000
 PHI = 80.000 ORBINC = -1.200
 RUDDER = .000 AILRON = .000

RUN NO. 112/ 0 RN/L = 5.00 GRADIENT INTERVAL = -5.00/ 5.00

MACH	BETA	CN	CLM	CY	CYN	CBL	CAF	CAB
.598	-10.070	-.02900	.01880	.37820	-.17340	.06110	.10810	.13620
.598	-8.160	-.04070	.03150	.31440	-.14770	.05420	.10840	.13550
.598	-6.100	-.04760	.04090	.24380	-.11610	.04470	.11640	.12930
.598	-4.070	-.05860	.05230	.17160	-.08150	.03270	.12400	.12410
.598	-2.060	-.06950	.06120	.09890	-.04720	.02040	.13160	.11720
.598	-.010	-.07380	.06760	.02340	-.01060	.00680	.13580	.11560
.598	2.020	-.07370	.07060	-.05550	.02750	-.00700	.13290	.11910
.598	4.050	-.06880	.06790	-.13540	.06660	-.02110	.12810	.12220
.598	6.100	-.06660	.06620	-.20870	.10060	-.03350	.12660	.12160
.598	8.150	-.06000	.06210	-.27700	.13260	-.04430	.11910	.12840
.598	10.070	-.04720	.05360	-.34500	.16040	-.05390	.11240	.13570
.598	-.010	-.07400	.06800	.01890	-.00740	.00470	.13390	.11890
GRADIENT		-.00121	.00200	-.03782	.01825	-.00664	.00047	-.00009

RUN NO. 111/ 0 RN/L = 5.05 GRADIENT INTERVAL = -5.00/ 5.00

MACH	BETA	CN	CLM	CY	CYN	CBL	CAF	CAB
.800	-10.190	-.03480	.02800	.40640	-.19020	.06480	.12440	.15380
.800	-8.230	-.04130	.03800	.33780	-.16430	.05560	.12880	.14770
.800	-6.170	-.05500	.05160	.26550	-.13250	.04560	.13640	.14090
.800	-4.120	-.05770	.05920	.18920	-.09560	.03390	.13900	.13670
.800	-2.080	-.06320	.06640	.10530	-.05310	.02020	.14650	.13190
.800	-.010	-.07190	.07490	.02040	-.01030	.00570	.15240	.12750
.800	2.030	-.07130	.07670	-.06670	.03370	-.00970	.15160	.12940
.800	4.080	-.06510	.07360	-.14830	.07570	-.02400	.14860	.13070
.800	6.170	-.06190	.06960	-.22940	.11640	-.03740	.14390	.13270
.800	8.200	-.04860	.05930	-.30740	.15250	-.04900	.14030	.13790
.800	10.160	-.03840	.05050	-.37900	.18110	-.05930	.13470	.14670
.800	-.010	-.06560	.07320	.01730	-.00820	.00400	.15170	.12960
GRADIENT		-.00112	.00191	-.04130	.02094	-.00710	.00119	-.00071

M556 (IA1) NAR ATP BL LV (O1) (T1) (S1)

(R77D19) (27 NOV 72)

REFERENCE DATA

BREF = 7.4190 84. IN. XMRP = 4.8200 IN.
 LREF = 5.3120 IN. YMRP = .0000 IN.
 BREF = 5.3120 IN. ZMRP = .0000 IN.
 SCALE = .0040

PARAMETRIC DATA

ALPHA = .000 CONFIG = 8.000
 PHI = 80.000 ORBINC = -1.200
 RUDDER = .000 AILRON = .000

RUN NO. 110/ D RN/L = 6.24 GRADIENT INTERVAL = -5.00/ 5.00

MACH	BETA	CN	CLM	CY	CYN	CBL	CAF	CAB
.902	-10.200	-.04850	.03410	.42000	-.20040	.06740	.15670	.16470
.902	-8.250	-.05120	.04350	.34730	-.17420	.05870	.16670	.15710
.902	-6.180	-.05940	.05640	.25520	-.13690	.04650	.17410	.14710
.902	-4.120	-.06720	.06850	.18390	-.09820	.03420	.17360	.14610
.902	-2.050	-.07560	.08100	.09580	-.05260	.01960	.18080	.14300
.902	.000	-.07770	.08580	.00800	-.00750	.00430	.18540	.13910
.902	2.060	-.07850	.08680	-.08240	.03780	-.01100	.18650	.13820
.902	4.140	-.07280	.08270	-.17120	.08550	-.02660	.18200	.14310
.902	6.210	-.06560	.07980	-.25210	.12530	-.04140	.18710	.14550
.902	8.260	-.05620	.06960	-.32910	.16220	-.05400	.17680	.15000
.902	10.210	-.05060	.05880	-.39770	.18820	-.06290	.16900	.15680
.902	.000	-.07930	.08790	.01250	-.00630	.00270	.18750	.14180
GRADIENT		-.00068	.00166	-.04306	.02200	-.00738	.00109	-.00052

RUN NO. 114/ D RN/L = 6.59 GRADIENT INTERVAL = -5.00/ 5.00

MACH	BETA	CN	CLM	CY	CYN	CBL	CAF	CAB
.999	-10.250	-.07300	.07980	.46540	-.23110	.08120	.23240	.18070
.999	-8.280	-.08150	.08990	.37910	-.19320	.06850	.23800	.17650
.999	-6.210	-.09540	.10130	.28700	-.14900	.05330	.24330	.17050
.999	-4.130	-.10770	.11390	.19390	-.10110	.03650	.24960	.16530
.999	-2.060	-.11630	.12620	.10220	-.05310	.02010	.24940	.16640
.999	.000	-.12320	.13410	.01350	-.00700	.00380	.25070	.16600
.999	2.050	-.12190	.13280	-.07970	.04080	-.01290	.25480	.16250
.999	4.110	-.11110	.12480	-.17210	.08990	-.02960	.24830	.16400
.999	6.210	-.10340	.11660	-.26780	.14070	-.04740	.24730	.16620
.999	8.280	-.09060	.10720	-.36190	.18680	-.06330	.24150	.17070
.999	10.240	-.08230	.10250	-.44960	.22710	-.07760	.23530	.17650
.999	.000	-.11970	.13280	.01160	-.00640	.00270	.24910	.16530
GRADIENT		-.00060	.00138	-.04439	.02311	-.00802	.00014	-.00032

MS96(IA1) MAR ATP BL LV (01) (T1) (81)

(R77D19) (27 NOV 72)

REFERENCE DATA

BREF = 7.4190 84. IN. XMRP = 4.0200 IN.
 LREF = 5.3120 IN. YMRP = .0000 IN.
 BREF = 5.3120 IN. ZMRP = .0000 IN.
 SCALE = .0040

PARAMETRIC DATA

ALPHA = .000 CONFIG = 8.000
 PHI = 80.000 ORBINC = -1.200
 RUDDER = .000 AILRON = .000

RUN NO. 113/ D RN/L = 6.75 GRADIENT INTERVAL = -5.00/ 5.00

MACH	BETA	CN	CLM	CY	CYN	CBL	CAF	CAB
1.199	-10.350	-.05160	.05280	.42820	-.18780	.07730	.26790	.15830
1.199	-8.370	-.06160	.06660	.34470	-.15400	.06560	.29370	.15480
1.199	-6.270	-.07160	.08030	.25950	-.11790	.05160	.29710	.15340
1.199	-4.170	-.08220	.09340	.17300	-.07800	.03550	.29980	.15240
1.199	-2.110	-.08840	.10400	.08640	-.03760	.01860	.30320	.15050
1.199	.000	-.09690	.11160	.00140	.00100	.00210	.30420	.14990
1.199	2.070	-.09370	.11100	-.08400	.04130	-.01460	.30390	.14890
1.199	4.150	-.08650	.10520	-.17060	.08250	-.03200	.30250	.14970
1.199	6.270	-.07780	.09620	-.25840	.12300	-.04880	.30300	.14770
1.199	8.370	-.06660	.08560	-.34530	.15960	-.06440	.29730	.15060
1.199	10.340	-.05700	.07560	-.42930	.19140	-.07710	.29370	.15250
1.199	.000	-.09480	.11120	-.00130	.00240	.00040	.30310	.14920
GRADIENT		-.00067	.00147	-.04119	.01921	-.00808	.00029	-.00034

RUN NO. 179/ D RN/L = 6.42 GRADIENT INTERVAL = -5.00/ 5.00

MACH	BETA	CN	CLM	CY	CYN	CBL	CAF	CAB
1.461	-10.370	-.03660	.03060	.42880	-.18640	.07300	.30680	.12660
1.461	-8.380	-.03530	.03210	.33980	-.15160	.06100	.30820	.12550
1.461	-6.260	-.03260	.03520	.25320	-.11540	.04760	.30870	.12600
1.461	-4.160	-.03490	.04120	.16920	-.07890	.03340	.31040	.12450
1.461	-2.100	-.03890	.04908	.08810	-.04100	.01760	.31480	.12220
1.461	.000	-.04410	.05420	.00540	-.00360	.00210	.31790	.12060
1.461	2.060	-.04200	.05430	-.07810	.03490	-.01360	.31850	.12150
1.461	4.170	-.03910	.05350	-.16010	.07170	-.02960	.31530	.12490
1.461	6.300	-.03420	.04960	-.24890	.11050	-.04520	.31560	.12320
1.461	8.390	-.03590	.04810	-.33420	.14540	-.05890	.31580	.12240
1.461	10.390	-.03900	.04760	-.42480	.17950	-.07130	.31330	.12430
1.461	.000	-.04310	.05390	.00430	-.00340	.00090	.31830	.12050
GRADIENT		-.00055	.00143	-.03962	.01811	-.00755	.00065	.00001

MS56 (IA1) MAR ATP BL LV (01) (T1) (S1)

(R77019) (27 NOV 72)

REFERENCE DATA

PARAMETRIC DATA

BREF = 7.4190 84. IN. XMRP = 4.8200 IN.
 LREF = 5.3120 IN. YMRP = .0000 IN.
 BREF = 5.3120 IN. ZMRP = .0000 IN.
 SCALE = .0040

ALPHA = .000 CONFIC = 8.000
 PHI = 80.000 CRBINC = -1.200
 RUDDER = .000 AILRON = .000

RUN NO. 159/ 0 RN/L = 6.97 GRADIENT INTERVAL = -5.00/ 5.00

MACH	BETA	CN	CLM	CY	CYN	CBL	CAF	CAB
1.966	-10.500	-.04270	.03720	.42090	-.16290	.06160	.29670	.08930
1.966	-8.490	-.03960	.03860	.33190	-.12630	.04890	.29350	.08950
1.966	-6.360	-.03570	.03690	.24240	-.09140	.03570	.29270	.09030
1.966	-4.200	-.03250	.03680	.16060	-.06150	.02380	.29360	.09290
1.966	-2.130	-.03050	.03950	.08130	-.03210	.01210	.29480	.09120
1.966	-.020	-.03020	.03910	.00160	-.00020	.00000	.29700	.08910
1.966	2.100	-.03200	.04220	-.07980	.03310	-.01230	.29490	.08850
1.966	4.200	-.03240	.04400	-.15600	.06250	-.02380	.29300	.09190
1.966	6.350	-.03440	.04370	-.24570	.09600	-.03640	.29530	.08970
1.966	8.460	-.03800	.04510	-.33150	.12900	-.04880	.29530	.08910
1.966	10.500	-.03770	.04400	-.42270	.16620	-.06270	.29480	.08890
1.966	.000	-.03060	.03950	-.00180	.00180	-.00110	.29020	.08680
GRADIENT	-.00006	.00081	-.03777	.01489	-.00569	-.00005	-.00022	

RUN NO. 23/ 0 RN/L = 4.13 GRADIENT INTERVAL = -5.00/ 5.00

MACH	BETA	CN	CLM	CY	CYN	CBL	CAF	CAB
2.990	-10.200	-.04820	.03790	.36440	-.11780	.04130	.26430	.04540
2.990	-8.270	-.04520	.03910	.29260	-.09110	.03250	.26060	.04610
2.990	-6.190	-.04060	.03970	.22180	-.06700	.02420	.25700	.04590
2.990	-4.130	-.04200	.04070	.14790	-.04440	.01630	.25360	.04530
2.990	-2.060	-.03970	.04190	.07800	-.02390	.00860	.25360	.04400
2.990	.000	-.03920	.04190	.00320	-.00130	-.00040	.25200	.04480
2.990	2.060	-.03690	.04220	-.07520	.02320	-.00940	.25180	.04530
2.990	4.120	-.03650	.04030	-.14720	.04540	-.01740	.25320	.04550
2.990	6.230	-.03410	.04020	-.22090	.06820	-.02550	.25710	.04600
2.990	8.250	-.03550	.03890	-.29280	.09020	-.03350	.26030	.04570
2.990	10.200	-.03630	.03900	-.36270	.11620	-.04270	.26340	.04550
GRADIENT	.00067	-.00002	-.03605	.01099	-.00414	-.00013	.00008	

M556 (IA1) NAR ATP BL LV (O1) (T1) (S1)

(R77019) (27 NOV 72)

REFERENCE DATA

SREF = 7.4190 SQ. IN. XMRP = 4.6200 IN.
 LREF = 9.3120 IN. YMRP = .0000 IN.
 BREF = 9.3120 IN. ZMRP = .0000 IN.
 SCALE = .0040

PARAMETRIC DATA

ALPHA = .000 CONFIG = 0.000
 PHI = 80.000 ORBINC = -1.200
 RUDDER = .000 AILRON = .000

RUN NO. 22/ 0 RN/L = 4.83 GRADIENT INTERVAL = -5.00/ 5.00

MACH	BETA	CN	CLM	CY	CYN	CBL	CAF	CAB
4.959	-10.050	-.04990	.04230	.30230	-.10690	.02810	.23940	.01250
4.959	-8.130	-.04340	.04030	.23940	-.07730	.02060	.23030	.01280
4.959	-6.090	-.04690	.04150	.17340	-.04900	.01440	.22360	.01270
4.959	-4.060	-.04460	.04060	.10880	-.02610	.00820	.21960	.01180
4.959	-2.030	-.04290	.03970	.05360	-.01280	.00320	.21990	.01230
4.959	.000	-.04110	.04030	.00020	.00040	-.00120	.21880	.01270
4.959	2.050	-.03630	.04000	-.05640	.01390	-.00540	.21800	.01310
4.959	4.080	-.04100	.04270	-.11630	.02920	-.01050	.21680	.01370
4.959	6.130	-.03870	.04180	-.17610	.04940	-.01620	.22030	.01380
4.959	8.120	-.03920	.04110	-.24390	.07710	-.02320	.22710	.01390
4.959	10.080	-.03910	.04200	-.30990	.10880	-.03140	.23520	.01400
	GRADIENT	.00068	.00022	-.02751	.00674	-.00226	-.00037	.00023

M556 (IA1) MAR ATP BL LV (02) (T1) (S1)

0R77020 (27 NOV 72)

REFERENCE DATA

BREF = 7.4190 SQ. IN. XMRP = 4.8200 IN.
 LREF = 5.3120 IN. YMRP = .0000 IN.
 BREF = 5.3120 IN. ZMRP = .0000 IN.
 SCALE = .0040

PARAMETRIC DATA

BETA = .000 CONFIG = 6.000
 PHI = 80.000 ORBINC = -1.200
 RUDDER = .000 AILRON = .000

RUN NO. 30/ 0 RN/L = 4.94 GRADIENT INTERVAL = -5.00/ 5.00

MACH	ALPHA	CN	CLM	CY	CYN	CBL	CAF	CAB
.596	-10.570	-.79460	.31770	.05880	-.02580	.00670	.14610	.13090
.596	-8.580	-.66890	.27810	.05900	-.02650	.00680	.14650	.13020
.596	-6.460	-.54070	.23720	.05710	-.02580	.00630	.14720	.13070
.596	-4.370	-.42070	.19860	.05540	-.02560	.00710	.14980	.12780
.596	-2.290	-.30900	.16320	.05710	-.02620	.00800	.15560	.12110
.596	-1.200	-.19640	.12790	.04940	-.02140	.00750	.15220	.11790
.596	1.860	-.09210	.09230	.04770	-.01990	.00800	.14630	.11840
.596	3.930	.02620	.05270	.04680	-.01970	.00890	.14450	.11190
.596	6.110	.15430	.01520	.04310	-.01680	.00940	.13790	.11040
.596	8.150	.26640	-.02180	.04010	-.01570	.00990	.12840	.10990
.596	10.160	.38420	-.05900	.03850	-.01390	.01140	.11770	.10750
.596	-2.200	-.18970	.12520	.04590	-.02010	.00680	.14810	.12180
GRADIENT		.05353	-.01748	-.00128	.00087	.00017	-.00096	-.00166

RUN NO. 29/ 0 RN/L = 5.90 GRADIENT INTERVAL = -5.00/ 5.00

MACH	ALPHA	CN	CLM	CY	CYN	CBL	CAF	CAB
.798	-10.860	-.82530	.32640	.05370	-.02320	.00610	.18530	.14220
.798	-8.810	-.68830	.28550	.05010	-.02250	.00550	.18230	.14360
.798	-6.660	-.55920	.24760	.04730	-.02060	.00480	.18350	.13880
.798	-4.500	-.43690	.21040	.05030	-.02250	.00570	.18100	.13790
.798	-2.360	-.31590	.17290	.05160	-.02350	.00630	.17410	.13730
.798	-1.230	-.20030	.13600	.04980	-.02200	.00660	.16330	.13750
.798	1.890	-.08520	.09900	.05040	-.02300	.00820	.16290	.13070
.798	4.020	.04240	.05140	.04560	-.01960	.00820	.16280	.12460
.798	6.190	.16540	.00810	.04340	-.01710	.00880	.15610	.12340
.798	8.280	.29190	-.03680	.04330	-.01720	.00970	.14760	.11890
.798	10.350	.41080	-.07670	.04360	-.01560	.01000	.14230	.11610
.798	-2.220	-.19090	.13170	.04740	-.02170	.00640	.16480	.13860
GRADIENT		.05586	-.01841	-.00050	.00030	.00032	-.00224	-.00156

MS56 (IA1) NAR ATP BL LV (02) (T1) (S1)

(R77020) (27 NOV 72)

REFERENCE DATA

BREF = 7.4190 80. IN. XMRP = 4.8200 IN.
 LREF = 9.3120 IN. YMRP = .0000 IN.
 SREF = 9.3120 IN. ZMRP = .0000 IN.
 SCALE = .0040

PARAMETRIC DATA

BETA = .000 CONFIG = 6.000
 PHI = 80.000 ORBINC = -1.200
 RUDDER = .000 AILRON = .000

RUN NO. 26/ 0 RN/L = 6.20 GRADIENT INTERVAL = -5.00/ 5.00

MACH	ALPHA	CN	CLM	CY	CYN	CBL	CAF	CAB
.899	-10.960	-.82070	.32170	.04830	-.02510	.00560	.21580	.16310
.899	-8.890	-.68870	.28760	.05050	-.02520	.00550	.21670	.16010
.899	-6.710	-.55730	.25310	.04750	-.02280	.00500	.21800	.15540
.899	-4.510	-.42890	.21860	.05080	-.02370	.00590	.21780	.15270
.899	-2.380	-.30790	.18270	.04840	-.02300	.00590	.21260	.14890
.899	-.200	-.19140	.14690	.04810	-.02350	.00640	.20540	.14600
.899	1.920	-.06220	.08750	.04250	-.02050	.00620	.19780	.13980
.899	4.030	.07170	.01570	.04570	-.01990	.00720	.18750	.13910
.899	6.220	.19820	-.02930	.04600	-.01860	.00800	.18150	.13460
.899	8.360	.32920	-.07360	.04610	-.01750	.00840	.17500	.12960
.899	10.450	.45770	-.11390	.04300	-.01470	.00830	.16760	.13150
.899	-.200	-.18460	.14330	.04940	-.02410	.00690	.19820	.14770
	GRADIENT	.05831	-.02341	-.00075	.00047	.00014	-.00352	-.00170

RUN NO. 27/ 0 RN/L = 6.39 GRADIENT INTERVAL = -5.00/ 5.00

MACH	ALPHA	CN	CLM	CY	CYN	CBL	CAF	CAB
.998	-11.080	-.91590	.39960	.04990	-.02680	.00650	.26980	.19750
.998	-8.990	-.77120	.35860	.05420	-.02850	.00670	.29120	.19220
.998	-6.770	-.62160	.31190	.05690	-.03030	.00680	.29020	.18590
.998	-4.560	-.48180	.26600	.05720	-.02980	.00720	.28420	.18070
.998	-2.350	-.34340	.21880	.05960	-.03100	.00760	.28390	.17550
.998	-.190	-.21360	.17740	.05760	-.02930	.00740	.27270	.17480
.998	1.960	-.07130	.11260	.04910	-.02430	.00720	.25910	.16840
.998	4.100	.07440	.03860	.04740	-.02170	.00680	.25490	.16130
.998	6.300	.22260	-.03130	.04830	-.01960	.00760	.24310	.15640
.998	8.450	.35820	-.07740	.05030	-.02010	.00860	.23820	.15190
.998	10.540	.49280	-.12560	.04500	-.01610	.00900	.22740	.14980
.998	-.190	-.21060	.17380	.05220	-.02670	.00660	.27070	.17420
	GRADIENT	.06400	-.02592	-.00139	.00106	-.00006	-.00385	-.00212

M556(IA1) NAR ATP BL LV (OE) (T1) (S1)

(R77020) (29 NOV 72)

REFERENCE DATA

BREF = 7.4190 SQ. IN. XMRP = 4.8200 IN.
 LREF = 5.3120 IN. YMRP = .0000 IN.
 BREF = 5.3120 IN. ZMRP = .0000 IN.
 SCALE = .0040

PARAMETRIC DATA

BETA = .000 CONFIG = 6.000
 PHI = 80.000 ORSINC = -1.200
 RUDDER = .000 AILRON = .000

RUN NO. 26/ 1 RN/L = 6.55 GRADIENT INTERVAL = -5.00/ 5.00

MACH	ALPHA	CN	CLM	CY	CYN	CBL	CAF	CAB
1.197	-11.340	-.87930	.32500	.04480	-.02310	.00620	.33360	.16020
1.197	-9.120	-.69840	.27680	.04270	-.02230	.00590	.33570	.15640
1.197	-6.860	-.54890	.24190	.04150	-.02200	.00520	.33390	.15580
1.197	-4.590	-.42140	.21800	.04110	-.02020	.00460	.33030	.15530
1.197	-2.350	-.29180	.18150	.03890	-.01690	.00390	.32790	.15430
1.197	-.180	-.17060	.14250	.03350	-.01210	.00380	.32360	.15290
1.197	2.030	-.03450	.09370	.03410	-.01110	.00470	.31280	.15000
1.197	4.190	.10270	.03470	.03420	-.01080	.00600	.30800	.14510
1.197	6.420	.23460	-.01590	.03310	-.00890	.00620	.30240	.14110
1.197	8.590	.36870	-.05800	.03320	-.00770	.00660	.29400	.13950
1.197	10.740	.48830	-.08770	.03420	-.00670	.00690	.28500	.13800
1.197	-1.160	-.16220	.14070	.03470	-.01220	.00380	.32440	.15280
	GRADIENT	.05950	-.02070	-.00085	.00112	.00016	-.00272	-.00112

MS56 (IA1) NAR ATP BL LV (02) (T1) (S1)

(R77021) (27 NOV 72)

REFERENCE DATA

PARAMETRIC DATA

BREF = 7.4190 SQ. IN. XMRP = 4.8200 IN.
 LREF = 5.3120 IN. YMRP = .0000 IN.
 BREF = 5.3120 IN. ZMRP = .0000 IN.
 SCALE = .0040

ALPHA = .000 CONFIG = 6.000
 PHI = 80.000 ORBINC = -1.200
 RUDDER = .000 AILRON = .000

RUN NO. 31/ 0 RN/L = 4.95 GRADIENT INTERVAL = -5.00/ 5.00

MACH	BETA	CN	CLM	CY	CYN	CBL	CAF	CAB
.598	-10.090	-.08720	.05910	.37270	-.16920	.05620	.12700	.13580
.598	-8.160	-.09640	.07090	.31000	-.14320	.04970	.13610	.12620
.598	-6.130	-.10780	.08400	.24190	-.11230	.04070	.13940	.12460
.598	-4.070	-.11180	.09010	.16800	-.07870	.03030	.14580	.11790
.598	-2.040	-.12370	.10110	.09690	-.04440	.01800	.15090	.11700
.598	-.010	-.12810	.10860	.02110	-.00860	.00550	.15120	.11900
.598	2.020	-.12540	.10930	-.05440	.02690	-.00700	.15210	.11790
.598	4.050	-.12340	.10890	-.12820	.06190	-.02000	.14690	.12280
.598	6.120	-.11620	.10420	-.20560	.09830	-.03250	.14590	.12070
.598	8.140	-.11190	.10070	-.27430	.12870	-.04290	.14160	.12520
.598	10.070	-.09220	.09000	-.33800	.15520	-.05200	.13450	.13160
.598	-.010	-.12360	.10710	.02220	-.00930	.00480	.15270	.11670
GRADIENT		-.00123	.00226	-.03664	.01736	-.00619	.00017	.00053

RUN NO. 32/ 0 RN/L = 6.04 GRADIENT INTERVAL = -5.00/ 5.00

MACH	BETA	CN	CLM	CY	CYN	CBL	CAF	CAB
.799	-10.170	-.09160	.07270	.39470	-.18160	.05980	.14630	.15100
.799	-8.230	-.09650	.08210	.32850	-.15700	.05170	.14900	.14750
.799	-6.170	-.10730	.09330	.25350	-.12520	.04160	.15450	.14120
.799	-4.100	-.11320	.10280	.18190	-.09070	.03070	.15720	.13820
.799	-2.060	-.11870	.11020	.09990	-.04940	.01760	.16400	.13360
.799	-.010	-.12640	.11760	.01650	-.00780	.00390	.16440	.13540
.799	2.030	-.11950	.11830	-.06540	.03340	-.00980	.16860	.13160
.799	4.080	-.11990	.11750	-.14980	.07530	-.02360	.16490	.13430
.799	6.140	-.11350	.11200	-.22470	.11360	-.03590	.16030	.13640
.799	8.180	-.09740	.10000	-.30140	.14800	-.04680	.15680	.14030
.799	10.160	-.09000	.09340	-.37080	.17460	-.05660	.15160	.14910
.799	-.010	-.12640	.11780	.01400	-.00620	.00260	.16800	.13380
GRADIENT		-.00069	.00183	-.04052	.02028	-.00665	.00098	-.00048

M556 (IA1) NAR ATP BL LV (02) (T1) (S1)

(R77021) (27 NOV 72)

REFERENCE DATA

BREF = 7.4190 SQ. IN. XMRP = 4.8200 IN.
 LREI = 5.3120 IN. YMRP = .0000 IN.
 BREF = 5.3120 IN. ZMRP = .0000 IN.
 SCALE = .0040

PARAMETRIC DATA

ALPHA = .000 CONFIG = 6.000
 PHI = 80.000 ORBINC = -1.200
 RUDDER = .000 AILRON = .000

RUN NO. 33/ 0 RN/L = 6.38 GRADIENT INTERVAL = -5.00/ 5.00

MACH	BETA	CN	CLM	CY	CYN	CBL	CAF	CAB
.897	-10.210	-.11560	.08180	.41940	-.19690	.06380	.17910	.16500
.897	-8.260	-.11320	.08670	.35060	-.17290	.05580	.18440	.15740
.897	-6.190	-.11770	.09710	.26830	-.13660	.04390	.18640	.15390
.897	-4.110	-.12530	.10780	.18750	-.09810	.03260	.18980	.14850
.897	-2.070	-.13540	.12250	.09620	-.05100	.01820	.19680	.14470
.897	.000	-.14440	.13150	.00850	-.00660	.00380	.20230	.14200
.897	2.060	-.13750	.13080	-.08050	.03730	-.01060	.20170	.14440
.897	4.110	-.13180	.12690	-.16240	.07900	-.02500	.19970	.14630
.897	6.190	-.12290	.12090	-.24850	.12170	-.03930	.19750	.14950
.897	8.230	-.11790	.11080	-.32660	.15920	-.05150	.19550	.15230
.897	10.210	-.10190	.09660	-.39220	.18320	-.05980	.19050	.15940
.897	.000	-.13880	.12990	.01310	-.00640	.00240	.20320	.14520
GRADIENT		-.00073	.00226	-.04261	.02151	-.00700	.00120	-.00023

RUN NO. 34/ 0 RN/L = 6.64 GRADIENT INTERVAL = -5.00/ 5.00

MACH	BETA	CN	CLM	CY	CYN	CBL	CAF	CAB
.996	-10.240	-.11430	.11070	.46520	-.23260	.07770	.25640	.18450
.996	-8.270	-.12580	.12190	.38100	-.19720	.06590	.25720	.18270
.996	-6.200	-.14080	.13490	.29070	-.15350	.05140	.26140	.17760
.996	-4.120	-.15210	.14620	.19790	-.10520	.03540	.26490	.17810
.996	-2.080	-.15960	.15690	.10570	-.05580	.01950	.27040	.17430
.996	.000	-.16290	.16250	.01480	-.00870	.00360	.27240	.17360
.996	2.050	-.15740	.16070	-.08020	.04060	-.01290	.27220	.17200
.996	4.090	-.14860	.15260	-.17050	.09000	-.02920	.27560	.16870
.996	6.280	-.14040	.14410	-.26730	.14180	-.04610	.26590	.17410
.996	8.260	-.12720	.13560	-.35710	.18400	-.06120	.26650	.17710
.996	10.240	-.11820	.13060	-.44610	.22380	-.07530	.26350	.18120
.996	.000	-.15960	.16200	.01580	-.00920	.00270	.26920	.17370
GRADIENT		.00045	.00081	-.04490	.02369	-.00786	.00113	-.00083

M556 (IA1) NAR ATP BL LV (02) (T1) (S1)

(R77021) (27 NOV 72)

REFERENCE DATA

SREF = 7.4190 SQ. IN. XMRP = 4.8200 IN.
 LREF = 5.5120 IN. YMRP = .0000 IN.
 BREF = 5.3120 IN. ZMRP = .0000 IN.
 SCALE = .0040

PARAMETRIC DATA

ALPHA = .000 CONFIG = 6.000
 PHI = 80.000 ORBINC = -1.200
 RUDDER = .000 AILRON = .000

RUN NO. 35/ 0 RN/L = 6.76 GRADIENT INTERVAL = -5.00/ 5.00

MACH	BETA	CN	CLM	CY	CYN	CBL	CAF	CAB
1.199	-10.360	-.10010	.09110	.41890	-.17890	.07110	.31090	.15810
1.199	-8.380	-.11120	.10530	.33650	-.14650	.05940	.31520	.15550
1.199	-6.280	-.12000	.11940	.25260	-.11140	.04640	.31930	.15430
1.199	-4.170	-.13060	.13290	.16760	-.07360	.03130	.32000	.15520
1.199	-2.110	-.14210	.14430	.08270	-.03500	.01590	.32220	.15500
1.199	.000	-.14560	.15250	.00450	-.00070	.00170	.32360	.15490
1.199	2.090	-.14370	.15220	-.08070	.03790	-.01320	.32190	.15670
1.199	4.150	-.13650	.14590	-.16200	.07530	-.02850	.32100	.15520
1.199	6.260	-.12870	.13840	-.24770	.11320	-.04370	.31880	.15540
1.199	8.380	-.11530	.12740	-.33440	.14960	-.05830	.31370	.15780
1.199	10.390	-.10440	.11600	-.42050	.18240	-.07170	.31150	.15770
1.199	.000	-.14600	.15330	.00390	-.00110	.00060	.32180	.15480
	GRADIENT	-.00064	.00163	-.03947	.01779	-.00713	.00008	.00008

NB56 (IA1) MAR ATP BL LV (02) (T1) (S1)

(R77022) (27 NOV 72)

REFERENCE DATA

SREF = 7.4190 80.IN. XMRP = 4.8200 IN.
 LREF = 9.3120 IN. YMRP = .0000 IN.
 BREF = 5.3120 IN. ZMRP = .0000 IN.
 SCALE = .0040

PARAMETRIC DATA

BETA = .000 CONFIG = 6.000
 PHI = 80.000 ORBINC = 1.500
 RUDDER = .000 AILRON = .000

RUN NO. 123/ 0 RN/L = 4.89 GRADIENT INTERVAL = -5.00/ 5.00

MACH	ALPHA	CN	CLM	CY	CYN	CBL	CAF	CAB
.599	-10.550	-.68990	.23630	.05230	-.02520	.00370	.13990	.11670
.599	-8.580	-.56450	.20080	.05390	-.02580	.00430	.14270	.11780
.599	-6.450	-.43920	.16710	.05000	-.02470	.00440	.14900	.11550
.599	-4.370	-.33370	.13350	.04340	-.02210	.00370	.15720	.10950
.599	-2.260	-.21620	.10230	.04400	-.02150	.00530	.15310	.11290
.599	-.170	-.10800	.07030	.04690	-.02280	.00700	.15230	.10830
.599	1.900	.00480	.03010	.04280	-.02080	.00750	.15240	.10300
.599	3.960	.12470	-.01120	.04220	-.02050	.00840	.14930	.09980
.599	6.140	.25150	-.05200	.04050	-.01870	.00910	.14030	.10120
.599	8.210	.37050	-.09120	.04010	-.01760	.01030	.13760	.09660
.599	10.170	.47690	-.12330	.03820	-.01550	.01060	.13000	.09620
.599	-.170	-.10320	.06810	.04340	-.02110	.00650	.15490	.10590
	GRADIENT	.05465	-.01736	-.00017	.00019	.00056	-.00079	-.00140

MS56 (IA1) MAR ATP BL LV (01) (T1) (S1)

(R77023) (27 NOV 72)

REFERENCE DATA

PARAMETRIC DATA

SREF = 7.4190 SQ. IN. XMRP = 4.8200 IN.
 LREF = 5.3120 IN. YMRP = .0000 IN.
 BREF = 5.3120 IN. ZMRP = .0000 IN.
 SCALE = .0040

BETA = .000 CONFIG = 8.000
 PHI = 80.000 ORBINC = 1.500
 RUDDER = .000 AILRON = .000

RUN NO. 120/ D RN/L = 6.17 GRADIENT INTERVAL = -5.00/ 5.00

MACH	ALPHA	CN	CLM	CY	CYN	CBL	CAF	CAB
.901	-10.940	-.68590	.21810	.04780	-.02690	.00390	.18740	.14930
.901	-8.840	-.54530	.18080	.05040	-.02770	.00420	.19140	.14770
.901	-6.640	-.39970	.14100	.04880	-.02640	.00420	.19290	.14430
.901	-4.470	-.27550	.10710	.05070	-.02650	.00490	.19970	.13690
.901	-2.300	-.15880	.07880	.04720	-.02560	.00560	.19450	.13630
.901	-.130	-.04500	.04280	.04650	-.02470	.00660	.18400	.13750
.901	1.990	.09100	-.01940	.04230	-.02180	.00670	.18290	.12550
.901	4.070	.22740	-.09820	.04270	-.02030	.00640	.17360	.12670
.901	6.290	.36350	-.14880	.04270	-.01840	.00710	.16980	.12330
.901	8.430	.49020	-.19520	.04170	-.01590	.00700	.17160	.11990
.901	10.470	.61860	-.23320	.04120	-.01390	.00740	.17200	.12090
.901	-1.130	-.03870	.04100	.04750	-.02520	.00670	.18650	.13320
GRADIENT		.05873	-.02376	-.00098	.00076	.00019	-.00299	-.00146

RUN NO. 122/ D RN/L = 6.37 GRADIENT INTERVAL = -5.00/ 5.00

MACH	ALPHA	CN	CLM	CY	CYN	CBL	CAF	CAB
.999	-11.050	-.79130	.29860	.04820	-.02720	.00500	.25050	.18490
.999	-8.950	-.64000	.25290	.04930	-.02840	.00510	.25550	.17750
.999	-6.700	-.48380	.20500	.05270	-.02940	.00560	.25800	.17080
.999	-4.500	-.33810	.15650	.05270	-.02840	.00590	.26080	.16560
.999	-2.310	-.20450	.11630	.05140	-.02670	.00630	.26200	.16050
.999	-.130	-.08110	.07980	.04590	-.02390	.00610	.25440	.15910
.999	2.010	.07490	.00770	.04060	-.01970	.00630	.24270	.15510
.999	4.170	.24150	-.08740	.04250	-.02000	.00680	.23420	.15050
.999	6.490	.40000	-.16090	.04570	-.01940	.00700	.23780	.14390
.999	8.590	.53390	-.21340	.04590	-.01940	.00780	.23340	.14150
.999	10.610	.66480	-.25740	.04420	-.01530	.00810	.22530	.14170
.999	-1.110	-.07340	.07760	.04710	-.02350	.00620	.24870	.16190
GRADIENT		.06640	-.02751	-.00144	.00110	.00008	-.00334	-.00164

M556 (IA1) NAR ATP BL LV (01) (T1) (S1)

(R77023) (27 NOV 72)

REFERENCE DATA

SREF = 7.4190 30.IN. XMRP = 4.8200 IN.
 LREF = 9.3120 IN. YMRP = .0000 IN.
 SREF = 9.3120 IN. ZMRP = .0000 IN.
 SCALE = .0040

PARAMETRIC DATA

BETA = .000 CONFIG = 8.000
 PHI = 80.000 ORBINC = 1.500
 RUDDER = .000 AILRON = .000

RUN NO. 121/ 0 RN/L = 6.58 GRADIENT INTERVAL = -5.00/ 5.00

MACH	ALPHA	CN	CLM	CY	CYN	CBL	CAF	CAB
1.200	-11.280	-.75710	.23190	.04470	-.02440	.00500	.30020	.15100
1.200	-9.070	-.57210	.18260	.04210	-.02290	.00450	.30250	.14720
1.200	-6.790	-.41660	.14390	.04050	-.02060	.00350	.30420	.14750
1.200	-4.500	-.27360	.10610	.03580	-.01710	.00360	.30660	.14660
1.200	-2.320	-.14620	.06640	.03320	-.01420	.00380	.31000	.14400
1.200	-.110	-.00930	.01960	.03380	-.01340	.00430	.31040	.14180
1.200	2.090	.13400	-.03490	.03220	-.01210	.00510	.30230	.14170
1.200	4.240	.26320	-.08930	.03280	-.01120	.00550	.29770	.14000
1.200	6.530	.39030	-.13340	.02790	-.00700	.00560	.29700	.13710
1.200	8.690	.50390	-.16350	.02740	-.00510	.00620	.29380	.13450
1.200	10.760	.61730	-.18800	.02740	-.00370	.00630	.28940	.13270
1.200	-.100	-.00170	.01670	.03720	-.01450	.00480	.30870	.14370
	GRADIENT	.06185	-.02248	-.00032	.00064	.00023	-.00116	-.00071

MS56 (IA1) NAR ATP BL LV (O1) (T1) (S1)

(R77024) (27 NOV 72)

REFERENCE DATA

SREF = 7.4190 SQ. IN. XMRP = 4.8200 IN.
 LREF = 5.3120 IN. YMRP = .0000 IN.
 BREF = 9.3120 IN. ZMRP = .0000 IN.
 SCALE = .0040

PARAMETRIC DATA

BETA = .000 CONFIG = 8.000
 PHI = 80.000 ORBINC = .000
 RUDDER = .000 AILRON = 10.000

RUN NO. 74/ 0 RN/L = 5.94 GRADIENT INTERVAL = -5.00/ 5.00

MACH	ALPHA	CN	CLM	CY	CYN	CBL	CAF	CAB
.798	-10.630	-.73530	.25980	.04110	-.01100	.02690	.17440	.13850
.798	-8.770	-.59700	.22220	.03850	-.01080	.02720	.17520	.13800
.798	-6.620	-.47540	.18990	.03810	-.01260	.02860	.17390	.13650
.798	-4.470	-.34770	.15240	.04010	-.01440	.02920	.17460	.13390
.798	-2.320	-.23280	.11640	.03820	-.01480	.02890	.17410	.13100
.798	-.190	-.11990	.08110	.03710	-.01280	.02990	.16760	.12870
.798	1.930	.00570	.03820	.03170	-.01030	.03080	.16130	.12740
.798	4.080	.13200	-.01010	.02850	-.00720	.03080	.16110	.12030
.798	6.230	.25430	-.05430	.02830	-.00690	.03250	.15900	.11470
.798	8.320	.38270	-.10100	.03030	-.01010	.03400	.15550	.11100
.798	10.350	.49010	-.13130	.03420	-.01220	.03150	.15100	.11130
.798	-1.180	-.11230	.07790	.03410	-.01090	.02950	.16700	.13040
GRADIENT		.05611	-.01889	-.00139	.00088	.00024	-.00186	-.00144

RUN NO. 75/ 0 RN/L = 6.28 GRADIENT INTERVAL = -5.00/ 5.00

MACH	ALPHA	CN	CLM	CY	CYN	CBL	CAF	CAB
.903	-10.960	-.76780	.28690	.03540	-.01250	.02480	.20510	.16280
.903	-8.860	-.62940	.25000	.03860	-.01440	.02590	.21070	.15700
.903	-6.670	-.49050	.21160	.04230	-.01660	.02660	.21320	.15410
.903	-4.470	-.35570	.17300	.04490	-.01830	.02720	.21620	.14790
.903	-2.310	-.23680	.13710	.04450	-.02020	.02740	.21090	.14370
.903	-.160	-.11980	.10050	.04070	-.01890	.02820	.19890	.14420
.903	1.970	.01020	.04410	.03750	-.01600	.02890	.19290	.13780
.903	4.090	.15250	-.03760	.03890	-.01590	.02920	.18910	.13570
.903	6.270	.27930	-.08500	.03780	-.01560	.03050	.18490	.13300
.903	8.430	.41290	-.13060	.04060	-.01720	.03120	.18060	.12750
.903	10.450	.52690	-.16230	.04270	-.01890	.03050	.17390	.12830
.903	-1.150	-.11450	.09760	.03940	-.01810	.02820	.19890	.14280
GRADIENT		.05903	-.02401	-.00089	.00042	.00026	-.00338	-.00142

MS96 (IA1) MAR ATP BL LV (01) (T1) (81)

(R77024) (27 NOV 72)

REFERENCE DATA

PARAMETRIC DATA

SREF = 7.4190 SQ. IN. XMRP = 4.8200 IN.
 LREF = 5.3120 IN. YMRP = .0000 IN.
 BREF = 5.3120 IN. ZMRP = .0000 IN.
 SCALE = .0040

BETA = .000 CONFIG = 8.000
 PHI = 80.000 CRBINC = .000
 RUDDER = .000 AILRON = 10.000

RUN NO. 76/ 0 RN/L = 6.48 GRADIENT INTERVAL = -5.00/ 5.00

MACH	ALPHA	CN	CLM	CY	CYN	CBL	CAF	CAB
1.002	-11.080	-.86420	.36240	.04100	-.01650	.02910	.27530	.19700
1.002	-8.960	-.71560	.31810	.04310	-.01950	.02890	.27640	.19070
1.002	-6.740	-.56730	.27390	.04570	-.02190	.02930	.27570	.18600
1.002	-4.520	-.41840	.22420	.04670	-.02300	.02910	.27660	.18010
1.002	-2.350	-.28380	.18060	.04660	-.02160	.02850	.27830	.17530
1.002	-.170	-.15610	.13910	.03920	-.01730	.02810	.26960	.17380
1.002	2.000	-.01070	.07450	.03670	-.01580	.02810	.25550	.16910
1.002	4.150	.14070	-.00320	.03810	-.01710	.02890	.25310	.15920
1.002	6.340	.29510	-.08100	.04370	-.02100	.03110	.24280	.15570
1.002	8.530	.43350	-.12870	.04700	-.02460	.03200	.24230	.14840
1.002	10.570	.55920	-.16840	.04920	-.02520	.03200	.23630	.14550
GRADIENT		.06414	-.02585	-.00125	.00081	-.00004	-.00322	-.00221

RUN NO. 77/ 0 RN/L = 6.67 GRADIENT INTERVAL = -5.00/ 5.00

MACH	ALPHA	CN	CLM	CY	CYN	CBL	CAF	CAB
1.200	-11.300	-.82130	.28700	.03550	-.01300	.02430	.31590	.16380
1.200	-9.080	-.63900	.23930	.03180	-.01190	.02350	.32010	.15820
1.200	-6.810	-.48400	.19970	.03310	-.01280	.02410	.32080	.15630
1.200	-4.540	-.33910	.15990	.03260	-.01320	.02520	.32360	.15350
1.200	-2.330	-.20430	.11630	.03150	-.01300	.02590	.32390	.15230
1.200	-.140	-.06960	.06940	.03150	-.01250	.02650	.31960	.15060
1.200	2.040	.06690	.01730	.03210	-.01350	.02730	.31220	.14700
1.200	4.260	.20540	-.04240	.03470	-.01540	.02710	.30580	.14570
1.200	6.450	.33310	-.08850	.03650	-.01730	.02590	.30540	.13850
1.200	8.630	.45200	-.12060	.03860	-.01920	.02600	.30070	.13640
1.200	10.740	.56040	-.14210	.04050	-.01970	.02590	.29450	.13420
1.200	-1.110	-.06440	.06900	.03170	-.01190	.02660	.31980	.15150
GRADIENT		.06191	-.02292	.00022	-.00022	.00024	-.00215	-.00113

M556 (IA1) MAR ATP BL LV (01) (T1) (S1)

(RT7024) (27 NOV 72)

REFERENCE DATA

SREF = 7.4190 84 IN. XMRP = 4.8200 IN.
 LREF = 5.3120 IN. YMRP = .0000 IN.
 BREF = 5.3120 IN. ZMRP = .0000 IN.
 SCALE = .0040

PARAMETRIC DATA

BETA = .000 CONFIG = 8.000
 PHI = 80.000 ORBINC = .000
 RUDDER = .000 AILRON = 10.000

RUN NO. 169/ 0 RN/L = 6.45 GRADIENT INTERVAL = -5.00/ 5.00

MACH	ALPHA	CN	CLM	CY	CYN	CBL	CAF	CAB
1.464	-11.310	-.78890	.25880	.05140	-.02750	.02150	.32520	.13400
1.464	-9.130	-.60400	.20050	.05060	-.02900	.02240	.32560	.12850
1.464	-6.810	-.43250	.15150	.04710	-.02830	.02310	.32610	.12680
1.464	-4.580	-.29370	.11520	.04610	-.02780	.02340	.32700	.12720
1.464	-2.370	-.16830	.07850	.04560	-.02660	.02310	.32840	.12590
1.464	-.160	-.03990	.03650	.04820	-.02840	.02400	.32770	.12500
1.464	2.050	.08640	-.00640	.05120	-.02930	.02410	.32290	.12500
1.464	4.270	.20650	-.04600	.05050	-.02880	.02320	.32490	.12280
1.464	6.520	.32870	-.07490	.04880	-.02740	.02240	.32710	.12010
1.464	8.710	.43740	-.09670	.04760	-.02700	.02190	.32580	.11610
1.464	10.800	.54010	-.11300	.04330	-.02590	.02120	.31640	.11520
1.464	-1.120	-.03040	.03430	.04870	-.02790	.02380	.32890	.12510
GRADIENT		.05674	-.01841	.00065	-.00021	.00003	-.00044	-.00044

RUN NO. 166/ 0 RN/L = 6.98 GRADIENT INTERVAL = -5.00/ 5.00

MACH	ALPHA	CN	CLM	CY	CYN	CBL	CAF	CAB
1.963	-11.340	-.69420	.20280	.03080	-.01450	.01340	.31290	.08740
1.963	-9.170	-.53900	.15130	.03470	-.01720	.01310	.30880	.08680
1.963	-6.890	-.38910	.10940	.03340	-.01450	.01290	.30520	.08710
1.963	-4.610	-.25470	.07280	.03340	-.01450	.01310	.30670	.08690
1.963	-2.370	-.13600	.04650	.03430	-.01530	.01280	.30630	.08740
1.963	-.170	-.02780	.02200	.03660	-.01820	.01340	.31200	.08580
1.963	2.050	.07580	-.00340	.03710	-.01760	.01370	.30750	.08480
1.963	4.250	.17730	-.02740	.03770	-.01710	.01410	.30450	.08460
1.963	6.530	.28890	-.04840	.04190	-.01800	.01470	.30360	.08660
1.963	8.780	.39870	-.06670	.04730	-.01840	.01540	.29690	.08740
1.963	10.890	.49650	-.07710	.05540	-.02380	.01660	.29100	.08820
1.963	-1.130	-.02340	.02200	.03530	-.01700	.01310	.30580	.08350
GRADIENT		.04859	-.01131	.00051	-.00034	.00013	-.00014	-.00032

M556 (IA1) MAR ATP BL LV (O1) (T1) (S1)

(R77024) (27 NOV 72)

REFERENCE DATA

BREF = 7.4190 SQ. IN. XMRP = 4.8200 IN.
 LREF = 5.3120 IN. YMRP = .0000 IN.
 BREF = 5.3120 IN. ZMRP = .0000 IN.
 SCALE = .0040

PARAMETRIC DATA

BETA = .000 CONFIG = 8.000
 PHI = 80.000 ORBINC = .000
 RUDDER = .000 AILRON = 10.000

RUN NO. 16/ D RN/L = 4.12 GRADIENT INTERVAL = -5.00/ 5.00

MACH	ALPHA	CN	CLM	CY	CYN	CBL	CAF	CAB
2.990	-10.600	-.54190	.12340	.02850	-.01040	.00880	.28740	.03070
2.990	-8.620	-.44160	.09800	.02500	-.00940	.00810	.27920	.03120
2.990	-6.480	-.33370	.07280	.02630	-.01060	.00740	.27480	.03090
2.990	-4.370	-.22930	.05160	.02580	-.01000	.00720	.27490	.03100
2.990	-2.260	-.13420	.04040	.02620	-.00920	.00720	.27650	.03040
2.990	-.140	-.04290	.03360	.02670	-.00910	.00760	.27620	.03060
2.990	1.950	.04060	.02690	.02990	-.01100	.00840	.27240	.03110
2.990	4.050	.12630	.01550	.02950	-.00900	.00910	.26470	.03080
2.990	6.190	.21760	.00130	.03180	-.00930	.00920	.26000	.03010
2.990	8.260	.30860	-.01180	.03500	-.01210	.00970	.25370	.03040
2.990	10.280	.40120	-.02930	.03430	-.01220	.00970	.24610	.03180
	GRADIENT	.04209	-.00407	.00053	.00001	.00024	-.00116	.00001

RUN NO. 17/ D RN/L = 4.87 GRADIENT INTERVAL = -5.00/ 5.00

MACH	ALPHA	CN	CLM	CY	CYN	CBL	CAF	CAB
4.959	-10.320	-.46780	.10850	.02480	-.00790	.00570	.26730	.01250
4.959	-8.390	-.38460	.08800	.01700	-.00470	.00520	.25200	.01290
4.959	-6.310	-.29160	.06970	.02370	-.00850	.00510	.24140	.01300
4.959	-4.260	-.21130	.05700	.02560	-.00870	.00450	.23610	.01330
4.959	-2.200	-.12770	.04570	.02600	-.00880	.00450	.23340	.01370
4.959	-.140	-.05370	.03900	.02470	-.00800	.00430	.22790	.01370
4.959	1.920	.01690	.03420	.02340	-.00830	.00520	.22040	.01380
4.959	3.950	.08460	.02650	.02380	-.00690	.00500	.20780	.01320
4.959	6.030	.16160	.01030	.02080	-.00600	.00500	.20310	.01270
4.959	8.050	.23850	-.00120	.02270	-.00810	.00550	.19730	.01230
4.959	10.030	.30930	-.01230	.02470	-.00910	.00570	.19150	.01190
	GRADIENT	.03585	-.00353	-.00030	.00020	.00008	-.00339	-.00000

M556(1A1) NAR ATP BL LV (01) (T1) (S1)

(R77025) (27 NOV 72)

REFERENCE DATA

BREF = 7.4190 SQ. IN. XMRP = 4.8200 IN.
 LREF = 5.3120 IN. YMRP = .0000 IN.
 BRFP = 5.3120 IN. ZMRP = .0000 IN.
 SCALE = .0040

PARAMETRIC DATA

ALPHA = .000 CONFIG = 8.000
 PHI = 80.000 ORBINC = .000
 RUDDER = .000 AILRON = 10.000

RUN NO. 81/ 0 RN/L = 5.94 GRADIENT INTERVAL = -5.00/ 5.00

MACH	BETA	CN	CLM	CY	CYN	CBL	CAF	CAB
.801	-10.190	.00620	.00290	.38590	-.17700	.08910	.13950	.15000
.801	-8.230	-.01240	.01790	.32270	-.15370	.08080	.14750	.14220
.801	-6.150	-.02120	.03110	.24450	-.11790	.06960	.15240	.13740
.801	-4.110	-.03590	.04410	.16900	-.08020	.05730	.15500	.13650
.801	-2.060	-.04290	.05350	.08960	-.04000	.04330	.16440	.12890
.801	-.010	-.04720	.06040	.00340	.00320	.02850	.16760	.12780
.801	2.030	-.04830	.06190	-.08090	.04470	.01280	.16540	.12990
.801	4.100	-.04790	.06160	-.16460	.08750	-.00270	.16600	.12790
.801	6.160	-.04470	.05800	-.24520	.12860	-.01550	.15970	.13380
.801	8.190	-.03580	.05190	-.31500	.16010	-.02580	.15610	.13950
.801	10.130	-.02710	.04550	-.38790	.19000	-.03660	.15030	.14870
.801	GRADIENT	-.00143	.00211	-.04084	.02048	-.00734	.00112	-.00079

RUN NO. 80/ 0 RN/L = 6.26 GRADIENT INTERVAL = -5.00/ 5.00

MACH	BETA	CN	CLM	CY	CYN	CBL	CAF	CAB
.898	-10.210	-.00870	.01130	.40830	-.19530	.09210	.17480	.16100
.898	-8.240	-.01320	.02230	.33830	-.16880	.08260	.18100	.15280
.898	-6.170	-.03310	.04110	.25470	-.13140	.06950	.18730	.14690
.898	-4.120	-.04710	.05850	.17030	-.08840	.05600	.19040	.14420
.898	-2.060	-.05970	.07310	.08510	-.04500	.04070	.20080	.13580
.898	-.010	-.06190	.08150	.00420	-.00380	.02580	.20170	.13740
.898	2.060	-.06530	.08490	-.08800	.04240	.00910	.20160	.13800
.898	4.110	-.06870	.08680	-.17530	.08870	-.00720	.20230	.13960
.898	6.210	-.06820	.08620	-.25950	.13070	-.02110	.20180	.14390
.898	8.260	-.06300	.07720	-.33710	.16720	-.03280	.19580	.15040
.898	10.190	-.06320	.07460	-.40600	.19460	-.04240	.18890	.15610
.898	GRADIENT	-.00237	.00332	-.04200	.02146	-.00768	.00120	-.00034

M556 (IA1) HAR ATP BL LV (01) (T1) (S1)

OR77025) (27 NOV 72)

REFERENCE DATA

BREF = 7.4190 SQ. IN. XMRP = 4.8200 IN.
 LREF = 5.3120 IN. YMRP = .0000 IN.
 BREF = 5.3120 IN. ZMRP = .0000 IN.
 SCALE = .0040

PARAMETRIC DATA

ALPHA = .000 CONFIG = 8.000
 PHI = 80.000 ORBINC = .000
 RUDDER = .000 AILRON = 10.000

RUN NO. 79/ 0 RN/L = 6.48 GRADIENT INTERVAL = -5.00/ 5.00

MACH	BETA	CN	CLM	CY	CYN	CBL	CAF	CAB
.998	-10.260	-.02860	.05400	.45290	-.22320	.10350	.24870	.18030
.998	-8.290	-.04640	.06960	.36710	-.18330	.08960	.25430	.17650
.998	-6.210	-.06170	.08370	.27230	-.15820	.07370	.25950	.17260
.998	-4.130	-.07530	.09940	.18330	-.09230	.05750	.26350	.17010
.998	-2.060	-.09390	.11530	.09080	-.04470	.04100	.26750	.16890
.998	.000	-.10100	.12400	.00120	.00020	.02470	.26860	.16910
.998	2.030	-.10070	.12460	-.08950	.04660	.00780	.26810	.16630
.998	4.110	-.09820	.11970	-.17910	.09470	-.00890	.26870	.16550
.998	6.210	-.09320	.11640	-.27430	.14650	-.02580	.26210	.16910
.998	8.280	-.08740	.11240	-.36670	.19050	-.04200	.26350	.17220
.998	10.220	-.08650	.11290	-.45480	.23060	-.05610	.25970	.17690
.998	.000	-.10230	.12430	.00300	-.00020	.02390	.26440	.16900
GRADIENT		-.00256	.00243	-.04400	.02262	-.00807	.00054	-.00057

RUN NO. 78/ 0 RN/L = 6.67 GRADIENT INTERVAL = -5.00/ 5.00

MACH	BETA	CN	CLM	CY	CYN	CBL	CAF	CAB
1.198	-10.350	.00620	.01250	.42530	-.19020	.09660	.30520	.15700
1.198	-8.350	-.00170	.02480	.34260	-.15790	.08520	.31090	.15240
1.198	-6.260	-.01680	.04050	.25620	-.12050	.07160	.31480	.15000
1.198	-4.160	-.02830	.05690	.17070	-.08000	.05580	.31590	.15150
1.198	-2.060	-.03980	.06970	.08290	-.03840	.03880	.31660	.15220
1.198	-.020	-.04610	.07840	-.00220	.00180	.02320	.31860	.15170
1.198	2.070	-.04790	.08080	-.09100	.04540	.00550	.31840	.15230
1.198	4.150	-.04880	.07980	-.18000	.08860	-.01230	.31760	.15070
1.198	6.250	-.04340	.07450	-.26730	.13000	-.02930	.31460	.15250
1.198	8.340	-.03630	.06890	-.35240	.16700	-.04510	.31190	.15440
1.198	10.330	-.03930	.06680	-.43610	.19910	-.05910	.30890	.15600
1.198	.000	-.04600	.07790	-.00610	.00370	.02160	.31760	.15270
GRADIENT		-.00237	.00274	-.04218	.02029	-.00817	.00025	-.00007

MS56 (IA1) NAR ATP BL LV (01) (T1) (S1)

(R77025) (27 NOV 72)

REFERENCE DATA

PARAMETRIC DATA

BREF = 7.4100 SQ. IN. XMRP = 4.8200 IN.
 LREF = 9.3120 IN. YMRP = .0000 IN.
 BREF = 9.3120 IN. ZMRP = .0000 IN.
 SCALE = .0040

ALPHA = .000 CONFIG = 0.000
 PHI = 80.000 ORBINC = .000
 RUDDER = .000 AILRON = 10.000

RUN NO. 166/ 0 RN/L = 6.43 GRADIENT INTERVAL = -5.00/ 5.00

MACH	BETA	CN	CLM	CY	CYN	CBL	CAF	CAB
1.462	-10.350	.01970	-.01170	.43590	-.19830	.08970	.32730	.12310
1.462	-9.360	.01930	-.00610	.35180	-.16420	.07850	.32770	.12280
1.462	-6.240	.01680	.00080	.26710	-.12920	.06500	.32700	.12370
1.462	-4.170	.01030	.00960	.18300	-.09280	.05060	.32700	.12460
1.462	-2.090	.00540	.01850	.10040	-.05360	.03480	.32860	.12400
1.462	.000	.00250	.02330	.01480	-.01310	.01920	.33160	.12150
1.462	2.070	.00360	.02300	-.07500	.02930	.00290	.33360	.12040
1.462	4.170	.00660	.02050	-.15750	.06750	-.01230	.33360	.12080
1.462	6.290	.00950	.01680	-.24470	.10620	-.02700	.33170	.12190
1.462	8.370	.00770	.01620	-.32720	.13920	-.04020	.33120	.12160
1.462	10.390	.00260	.01910	-.41550	.17230	-.05300	.32710	.12450
1.462	.010	.00240	.02360	.01040	-.01190	.01730	.33090	.12150
GRADIENT		-.00044	.00126	-.04109	.01936	-.00757	.00087	-.00054

RUN NO. 167/ 0 RN/L = 6.97 GRADIENT INTERVAL = -5.00/ 5.00

MACH	BETA	CN	CLM	CY	CYN	CBL	CAF	CAB
1.965	-10.490	-.01380	.01660	.42220	-.16850	.07170	.31070	.09180
1.965	-8.480	-.01060	.01830	.33080	-.13130	.05760	.30800	.08920
1.965	-6.340	-.00470	.01650	.24470	-.09830	.04500	.30610	.09060
1.965	-4.230	-.00270	.01720	.16370	-.06780	.03400	.30710	.09280
1.965	-2.130	.00020	.02090	.08360	-.03790	.02200	.30910	.09010
1.965	-.010	.00070	.02070	.00390	-.00460	.00940	.31200	.08740
1.965	2.100	-.00030	.02520	-.07800	.03110	-.00300	.30620	.08820
1.965	4.190	-.00120	.02540	-.15700	.06120	-.01410	.30840	.09020
1.965	6.480	-.00580	.02670	-.24820	.09740	-.02670	.30680	.08850
1.965	8.480	-.01330	.03040	-.33290	.12970	-.03840	.30340	.08640
1.965	10.480	-.01500	.03220	-.42090	.16450	-.05140	.30310	.08700
1.965	.010	.00280	.01990	-.00250	-.00070	.00750	.30490	.08480
GRADIENT		.00012	.00098	-.03811	.01552	-.00575	-.00001	-.00034

M556 (IA1) NAR ATP BL LV (01) (TI) (S1)

(R77025) (27 NOV 72)

REFERENCE DATA

SREF = 7.4190 80. IN. XMRP = 4.8200 IN.
 LREF = 5.3120 IN. YMRP = .0000 IN.
 BREF = 5.3120 IN. ZMRP = .0000 IN.
 SCALE = .0040

PARAMETRIC DATA

ALPHA = .000 CONFIG = 8.000
 PHI = 80.000 ORBINC = .000
 RUDDER = .000 AILRON = 10.000

RUN NO. 15/ 0 RN/L = 4.13 GRADIENT INTERVAL = -5.00/ 5.00

MACH	BETA	CN	CLM	CY	CYN	CBL	CAF	CAB
2.990	-10.200	-.02590	.02380	.35830	-.11690	.04650	.27460	.04500
2.990	-8.270	-.02470	.02560	.29120	-.09190	.03760	.27100	.04590
2.990	-6.180	-.02030	.02620	.21920	-.06900	.02930	.26810	.04510
2.990	-4.120	-.02340	.03060	.14760	-.04620	.02170	.26470	.04420
2.990	-2.060	-.02500	.03170	.07470	-.02480	.01360	.26310	.04280
2.990	.000	-.02630	.03410	-.00180	-.00040	.00500	.26240	.04330
2.990	2.060	-.02570	.03630	-.07570	.02300	-.00360	.25980	.04390
2.990	4.110	-.02710	.03650	-.14760	.04500	-.01200	.26020	.04470
2.990	6.250	-.02470	.03490	-.22320	.06910	-.01990	.26420	.04490
2.990	8.250	-.02790	.03750	-.28940	.08900	-.02750	.26750	.04510
2.990	10.240	-.03070	.03910	-.36000	.11390	-.03640	.26990	.04450
GRADIENT		-.00039	.00080	-.03600	.01119	-.00411	-.00060	.00010

RUN NO. 14/ 0 RN/L = 4.87 GRADIENT INTERVAL = -5.00/ 5.00

MACH	BETA	CN	CLM	CY	CYN	CBL	CAF	CAB
4.959	-10.040	-.02760	.02740	.30600	-.10840	.03350	.24720	.01180
4.959	-8.140	-.03080	.02850	.24310	-.07960	.02600	.23690	.01240
4.959	-6.090	-.03090	.03180	.17710	-.05010	.01900	.22930	.01230
4.959	-4.060	-.03820	.03470	.11400	-.02810	.01250	.22400	.01270
4.959	-2.030	-.03650	.03460	.05890	-.01430	.00800	.22350	.01200
4.959	.000	-.04120	.03880	.00370	-.00210	.00300	.22370	.01190
4.959	2.030	-.03620	.04080	-.05440	.01340	-.00180	.22200	.01230
4.959	4.040	-.04090	.04510	-.10960	.02640	-.00680	.22100	.01290
4.959	6.110	-.03890	.04260	-.17420	.04740	-.01260	.22380	.01290
4.959	8.120	-.04230	.04530	-.24020	.07610	-.01930	.23040	.01350
4.959	10.080	-.04220	.04620	-.30790	.10800	-.02680	.24020	.01310
GRADIENT		-.00025	.00133	-.02767	.00675	-.00239	-.00037	.00003

M556 (IA1) NAR ATP BL LV (02) (T1) (S1)

(R77026) (27 NOV 72)

REFERENCE DATA

SREF = 7.4190 SQ. IN. XMRP = 4.8200 IN.
 LREF = 5.3120 IN. YMRP = .0000 IN.
 BRP = 5.3120 IN. ZMRP = .0000 IN.
 SCALE = .0040

PARAMETRIC DATA

BETA = .000 CONFIG = 6.000
 PHI = 80.000 ORBINC = .000
 RUDDER = .000 AILRON = 10.000

RUN NO. 84/ 0 RN/L = 4.98 GRADIENT INTERVAL = -5.00/ 5.00

MACH	ALPHA	CN	CLM	CY	CYN	CBL	CAF	CAB
.600	-10.540	-.74610	.28890	.05680	-.02580	.02980	.14650	.13120
.600	-8.570	-.63320	.25850	.06060	-.02770	.03060	.14680	.13400
.600	-6.470	-.50980	.22140	.05990	-.02990	.03100	.15020	.13240
.600	-4.360	-.39290	.18590	.06150	-.03130	.03120	.15760	.12610
.600	-2.290	-.27310	.14760	.05950	-.03050	.03110	.16030	.12230
.600	-.180	-.16330	.11470	.05790	-.02830	.03140	.15590	.12290
.600	1.890	-.04630	.07390	.05400	-.02560	.03200	.15140	.11970
.600	3.960	.06880	.03690	.05350	-.02420	.03270	.15260	.11230
.600	6.090	.19060	-.00170	.04950	-.02220	.03450	.14580	.11100
.600	8.190	.29670	-.03800	.05120	-.02550	.03680	.13860	.10990
.600	10.160	.41150	-.07400	.05060	-.02510	.03810	.13080	.10750
.600	-.180	-.16370	.11500	.05690	-.02800	.03150	.15590	.12420
GRADIENT		.05524	-.01785	-.00103	.00092	.00019	-.00091	-.00145

RUN NO. 85/ 0 RN/L = 5.94 GRADIENT INTERVAL = -5.00/ 5.00

MACH	ALPHA	CN	CLM	CY	CYN	CBL	CAF	CAB
.802	-10.830	-.78700	.29730	.05120	-.02190	.02650	.18540	.14520
.802	-8.790	-.64770	.25970	.05050	-.02260	.02620	.18760	.14070
.802	-6.640	-.52540	.22910	.05330	-.02540	.02820	.18840	.13900
.802	-4.470	-.40240	.19300	.05760	-.02990	.02910	.18550	.14000
.802	-2.340	-.28810	.15950	.05730	-.03070	.02910	.18350	.13740
.802	-.220	-.17260	.12390	.05760	-.03050	.02970	.17440	.13830
.802	1.920	-.05790	.08730	.05580	-.02920	.03060	.17090	.13440
.802	4.020	.06520	.03870	.04940	-.02590	.03060	.17050	.12740
.802	6.210	.18970	-.00390	.04790	-.02460	.03130	.16800	.12100
.802	8.320	.31500	-.04990	.04950	-.02630	.03330	.16110	.11690
.802	10.340	.43180	-.08960	.05230	-.02800	.03420	.15410	.11540
.802	-.200	-.17110	.12240	.05380	-.02820	.02910	.17510	.13630
GRADIENT		.05487	-.01793	-.00084	.00045	.00021	-.00201	-.00133

MS56 (IA1) NAR ATP BL LV (02) (T1) (S1)

(R77027) (27 NOV 72)

REFERENCE DATA

BREF = 7.4190 SQ. IN. XMRP = 4.8200 IN.
 LREF = 5.3120 IN. YMRP = .0000 IN.
 BREF = 5.3120 IN. ZMRP = .0000 IN.
 SCALE = .0040

PARAMETRIC DATA

ALPHA = .000 CONFIG = 6.000
 PHI = 80.000 ORBINC = .000
 RUDDER = .000 AILRON = 10.000

RUN NO. 83/ 0 RN/L = 4.98 GRADIENT INTERVAL = -5.00/ 5.00

MACH	BETA	CN	CLM	CY	CYN	CBL	CAF	CAB
.600	-10.090	-.04020	.03490	.37650	-.17440	.08250	.13060	.13870
.600	-8.150	-.05410	.04810	.31640	-.15070	.07570	.13760	.13200
.600	-6.120	-.06480	.06120	.24520	-.11820	.06650	.14830	.12000
.600	-4.070	-.07410	.07180	.17180	-.08340	.05470	.15280	.12030
.600	-2.080	-.08960	.08450	.09860	-.04850	.04250	.16190	.11300
.600	.000	-.09380	.09070	.02430	-.01440	.02940	.16240	.11370
.600	2.020	-.09140	.09320	-.05080	.02090	.01620	.16030	.11550
.600	4.060	-.09360	.09400	-.12360	.05500	.00370	.15600	.11880
.600	6.130	-.09590	.09560	-.20160	.09320	-.00950	.15230	.12210
.600	8.160	-.08280	.08880	-.26730	.12240	-.01930	.14590	.12910
.600	10.060	-.07650	.08340	-.33140	.14900	-.02760	.14190	.13550
.600	.000	-.09160	.09060	.02310	-.01270	.02810	.15960	.11680
GRADIENT		-.00200	.00261	-.03635	.01700	-.00630	.00023	-.00002

RUN NO. 82/ 0 RN/L = 5.94 GRADIENT INTERVAL = -5.00/ 5.00

MACH	BETA	CN	CLM	CY	CYN	CBL	CAF	CAB
.799	-10.180	-.04960	.04770	.40300	-.18970	.08570	.15200	.15490
.799	-8.220	-.06240	.06010	.33890	-.16690	.07790	.16120	.14440
.799	-6.150	-.07150	.07250	.26430	-.13280	.06780	.16430	.13820
.799	-4.100	-.08490	.08490	.18690	-.09420	.05570	.16570	.13810
.799	-2.080	-.09800	.09770	.10840	-.05550	.04240	.17450	.13170
.799	-.030	-.10110	.10380	.02950	-.01750	.02900	.17930	.12900
.799	2.010	-.10210	.10790	-.05270	.02320	.01450	.17960	.13070
.799	4.080	-.10490	.10770	-.13260	.06230	-.00010	.17940	.12790
.799	6.170	-.09730	.10140	-.21330	.10440	-.01250	.17360	.13410
.799	8.220	-.08960	.09560	-.29130	.14020	-.02310	.16590	.14670
.799	10.140	-.07820	.08670	-.36440	.17030	-.03350	.16530	.15010
.799	.000	-.10150	.10550	.02610	-.01520	.02710	.18010	.13120
GRADIENT		-.00215	.00272	-.03912	.01915	-.00682	.00159	-.00104

M556 (IA1) NAR ATP BL LV (01) (T1) (S1)

(R77028) (27 NOV 72)

REFERENCE DATA

SREF = 7.4190 SQ. IN. XMRP = 4.8200 IN.
 LREF = 5.3120 IN. YMRP = .0000 IN.
 BREF = 5.3120 IN. ZMRP = .0000 IN.
 SCALE = .0040

PARAMETRIC DATA

BETA = .000 CONFIG = 0.000
 PHI = 80.000 ORBINC = .000
 RUDDER = 15.000 AILRON = .000

RUN NO. 66/ 0 RN/L = 5.96 GRADIENT INTERVAL = -5.00/ 5.00

MACH	ALPHA	CN	CLM	CY	CYN	CBL	CAF	CAB
.803	-10.810	-.74630	.27180	.10480	-.07820	.02800	.17230	.14180
.803	-8.780	-.60960	.22930	.10230	-.07640	.02660	.17800	.13680
.803	-6.620	-.47200	.18980	.09920	-.07450	.02640	.17380	.13690
.803	-4.450	-.34690	.15170	.09960	-.07470	.02660	.17310	.13510
.803	-2.330	-.22830	.11640	.10020	-.07450	.02710	.16920	.13490
.803	-.190	-.11880	.08230	.09710	-.07270	.02720	.16030	.13310
.803	1.940	.00630	.03910	.09680	-.07180	.02840	.15770	.12680
.803	4.070	.13580	-.00960	.09410	-.06870	.02800	.15490	.12220
.803	6.240	.25920	-.05460	.09060	-.06530	.02840	.15300	.11600
.803	8.340	.38200	-.10120	.09100	-.06580	.02950	.15010	.11060
.803	10.370	.50080	-.13910	.08710	-.06190	.02840	.14350	.10900
.803	-1.180	-.11220	.08000	.09900	-.07300	.02740	.16040	.13300
GRADIENT		.05631	-.01877	-.00068	.00069	.00019	-.00225	-.00159

RUN NO. 67/ 0 RN/L = 6.31 GRADIENT INTERVAL = -5.00/ 5.00

MACH	ALPHA	CN	CLM	CY	CYN	CBL	CAF	CAB
.902	-10.950	-.75730	.28010	.09980	-.07850	.02840	.20090	.16250
.902	-8.860	-.61880	.24240	.09870	-.07710	.02760	.20830	.15620
.902	-6.690	-.47700	.20270	.10020	-.07600	.02720	.20750	.15310
.902	-4.480	-.34400	.16530	.09820	-.07400	.02700	.21140	.14790
.902	-2.350	-.22780	.12970	.09780	-.07350	.02700	.20430	.14370
.902	-.150	-.10980	.09500	.09300	-.07080	.02680	.19210	.14520
.902	1.970	.02250	.03220	.08840	-.06690	.02640	.18970	.13360
.902	4.080	.16140	-.04300	.08990	-.06540	.02630	.18230	.13390
.902	6.260	.29490	-.09070	.08630	-.06130	.02610	.17790	.12740
.902	8.420	.43030	-.14250	.08510	-.05870	.02560	.17650	.12470
.902	10.450	.54230	-.17360	.08460	-.05690	.02530	.16940	.12240
.902	-1.150	-.10560	.09360	.09490	-.07110	.02700	.19530	.14260
GRADIENT		.05880	-.02395	-.00122	.00111	-.00009	-.00340	-.00177

M556 (IA1) HAR ATP BL LV (01) (T1) (S1)

(R77028) (27 NOV 72)

REFERENCE DATA

BREF = 7.4190 SQ. IN. XMRP = 4.8200 IN.
 LREF = 5.3120 IN. YMRP = .0000 IN.
 BREF = 5.3120 IN. ZMRP = .0000 IN.
 SCALE = .0040

PARAMETRIC DATA

BETA = .000 CONFIG = 8.000
 PHI = 80.000 ORBINC = .000
 RUDDER = 15.000 AILRON = .000

RUN NO. 68/ D RN/L = 6.50 GRADIENT INTERVAL = -5.00/ 5.00

MACH	ALPHA	CN	CLM	CY	CYN	CBL	CAF	CAB
.998	-11.070	-.85740	.36350	.10460	-.08180	.03020	.27270	.19080
.998	-8.940	-.70800	.31800	.10140	-.08040	.03010	.27120	.18750
.998	-6.730	-.55790	.26920	.10270	-.07970	.02940	.27270	.17950
.998	-4.510	-.40990	.22090	.10060	-.07810	.02880	.27290	.17260
.998	-2.320	-.26870	.17260	.09980	-.07590	.02840	.27270	.16690
.998	-.160	-.14780	.13710	.09390	-.07260	.02810	.26230	.16680
.998	2.010	.00380	.07200	.08860	-.06850	.02800	.25070	.16130
.998	4.200	.15510	-.00450	.08390	-.06550	.02690	.24660	.15570
.998	6.380	.31650	-.08460	.07870	-.06320	.02670	.23720	.15070
.998	8.540	.46190	-.14070	.07990	-.06280	.02710	.23690	.14840
.998	10.590	.59280	-.18780	.07830	-.05810	.02650	.22740	.14690
.998	-1.130	-.13690	.13250	.09330	-.07230	.02780	.25840	.16640
GRADIENT		.06449	-.02536	-.00205	.00150	-.00019	-.00343	-.00181

RUN NO. 69/ D RN/L = 6.70 GRADIENT INTERVAL = -5.00/ 5.00

MACH	ALPHA	CN	CLM	CY	CYN	CBL	CAF	CAB
1.197	-11.260	-.82050	.29240	.08680	-.06800	.02590	.31410	.15750
1.197	-9.070	-.63840	.24300	.08260	-.06440	.02440	.31710	.15310
1.197	-6.800	-.48510	.20520	.08090	-.06270	.02330	.31720	.15180
1.197	-4.530	-.34560	.16900	.07620	-.05810	.02210	.31710	.15140
1.197	-2.320	-.21050	.12510	.07360	-.05510	.02230	.31660	.14940
1.197	-.110	-.07340	.07800	.07170	-.05190	.02260	.31330	.14890
1.197	2.070	.06620	.02360	.07180	-.05070	.02300	.30480	.14650
1.197	4.270	.20090	-.03560	.06930	-.04780	.02170	.30450	.14220
1.197	6.470	.32690	-.08030	.06720	-.04520	.02190	.29940	.13780
1.197	8.660	.44560	-.11190	.06600	-.04290	.02190	.29580	.13590
1.197	10.750	.56010	-.13830	.06390	-.03990	.02210	.28840	.13580
1.197	-1.100	-.07000	.07810	.07540	-.05320	.02270	.31370	.14800
GRADIENT		.06229	-.02322	-.00071	.00114	-.00000	-.00168	-.00097

MS56 (IA1) NAR ATP BL LV (O1) (T1) (S1)

(R77026) (27 NOV 72)

REFERENCE DATA

BREF = 7.4190 SQ. IN. XMRP = 4.8200 IN.
 LREF = 5.3120 IN. YMRP = .0000 IN.
 BREF = 5.3120 IN. ZMRP = .0000 IN.
 SCALE = .0040

PARAMETRIC DATA

BETA = .000 CONFIG = 8.000
 PHI = 80.000 ORBINC = .000
 RUDDER = 15.000 AILRON = .000

RUN NO. 170/ 0 RN/L = 6.43 GRADIENT INTERVAL = -5.00/ 5.00

MACH	ALPHA	CN	CLM	CY	CYN	CBL	CAF	CAB
1.464	-11.310	-.80080	.27040	.09230	-.07130	.02310	.32430	.12960
1.464	-9.120	-.81380	.21150	.08790	-.06790	.02270	.32460	.12440
1.464	-6.800	-.43990	.16130	.08030	-.06290	.02210	.32240	.12500
1.464	-4.580	-.30160	.12330	.07680	-.05810	.02110	.32310	.12570
1.464	-2.360	-.17400	.08650	.07210	-.05300	.02040	.32230	.12600
1.464	-.130	-.04940	.04680	.07150	-.05040	.01970	.32130	.12460
1.464	2.040	.07700	.00300	.07050	-.04820	.01970	.31850	.12280
1.464	4.250	.19940	-.03660	.06680	-.04420	.01870	.32050	.12080
1.464	6.490	.31660	-.06480	.06200	-.03970	.01770	.32250	.11910
1.464	8.690	.42790	-.08560	.06050	-.03770	.01760	.32030	.11710
1.464	10.810	.52980	-.10030	.05410	-.03520	.01670	.31230	.11600
1.464	-.120	-.04000	.04430	.07210	-.05010	.01970	.32240	.12450
GRADIENT		.05680	-.01828	-.00098	.00148	-.00025	-.00041	-.00059

RUN NO. 165/ 0 RN/L = 6.98 GRADIENT INTERVAL = -5.00/ 5.00

MACH	ALPHA	CN	CLM	CY	CYN	CBL	CAF	CAB
1.964	-11.330	-.69340	.20570	.05620	-.04390	.01460	.30970	.08610
1.964	-9.170	-.54090	.15530	.06030	-.04480	.01410	.30600	.08760
1.964	-6.910	-.39160	.11190	.05520	-.03940	.01330	.30460	.08640
1.964	-4.630	-.25560	.07530	.05390	-.03660	.01300	.30060	.08680
1.964	-2.380	-.13680	.04860	.05310	-.03530	.01280	.30310	.08600
1.964	-.170	-.03180	.02570	.05300	-.03490	.01270	.30910	.08360
1.964	2.030	.07290	.00080	.05100	-.03220	.01270	.30530	.08370
1.964	4.260	.17270	-.02180	.05220	-.03050	.01260	.30070	.08490
1.964	6.710	.28750	-.04280	.05250	-.02880	.01250	.30040	.08650
1.964	8.760	.38920	-.05700	.05750	-.02690	.01310	.29640	.08600
1.964	10.890	.48590	-.06730	.06440	-.03180	.01410	.29030	.08710
1.964	-.130	-.02530	.02550	.05330	-.03390	.01260	.30180	.08230
GRADIENT		.04806	-.01091	-.00025	.00069	-.00004	.00011	-.00027

M556 (IA1) NAR ATP BL LV (01) (T1) (S1)

(R77028) (27 NOV 72)

REFERENCE DATA

BREF = 7.4190 84. IN. XMRP = 4.8200 IN.
 LREF = 5.3120 IN. YMRP = .0000 IN.
 BRIF = 5.3120 IN. ZMRP = .0000 IN.
 SCALE = .0040

PARAMETRIC DATA

BETA = .000 CONFIG = 8.000
 PHI = 80.000 ORBINC = .000
 RUDDER = 15.000 AILRON = .000

RUN NO. 19/ 0 RN/L = 4.13 GRADIENT INTERVAL = -5.00/ 5.00

MACH	ALPHA	CN	CLM	CY	CYN	CBL	CAF	CAB
2.990	-10.590	-.54320	.12570	.04410	-.02860	.00910	.27020	.04680
2.990	-8.610	-.44230	.10060	.03880	-.02510	.00870	.26180	.04670
2.990	-6.480	-.33460	.07550	.03830	-.02440	.00830	.25740	.04670
2.990	-4.370	-.22830	.05330	.03780	-.02310	.00780	.25680	.04690
2.990	-2.260	-.13500	.04120	.03630	-.02130	.00750	.25750	.04670
2.990	-.140	-.04360	.03440	.03770	-.02060	.00770	.25630	.04660
2.990	1.950	.04000	.02820	.03720	-.02010	.00780	.25370	.04660
2.990	4.050	.12380	.01420	.03760	-.01780	.00820	.24710	.04600
2.990	6.200	.21700	.00260	.04000	-.01780	.00870	.24160	.04550
2.990	8.260	.30430	-.01060	.04040	-.01890	.00890	.23720	.04470
2.990	10.280	.39930	-.02690	.03890	-.01730	.00900	.23170	.04400
GRADIENT		.04177	-.00433	.00002	.00056	.00005	-.00110	-.00009

RUN NO. 18/ 0 RN/L = 4.84 GRADIENT INTERVAL = -5.00/ 5.00

MACH	ALPHA	CN	CLM	CY	CYN	CBL	CAF	CAB
4.959	-10.320	-.46260	.10720	.03240	-.01990	.00590	.26370	.01260
4.959	-8.390	-.37900	.08740	.02470	-.01600	.00550	.24850	.01310
4.959	-6.310	-.28910	.06940	.02020	-.01680	.00490	.23810	.01320
4.959	-4.260	-.21200	.05860	.02050	-.01690	.00450	.23250	.01370
4.959	-2.200	-.12820	.04720	.03050	-.01560	.00430	.23020	.01370
4.959	-.150	-.06060	.04190	.02600	-.01300	.00350	.22440	.01370
4.959	1.920	.01320	.03600	.02790	-.01440	.00330	.21590	.01370
4.959	3.920	.08110	.02750	.02670	-.01130	.00380	.20450	.01320
4.959	6.060	.16450	.01000	.02380	-.00970	.00320	.19770	.01280
4.959	8.090	.23530	.00130	.02580	-.00950	.00410	.19320	.01260
4.959	10.040	.30930	-.00920	.02610	-.00930	.00410	.18760	.01270
GRADIENT		.03553	-.00358	-.00030	.00060	-.00012	-.00343	-.00005

N556(IA1) NAR ATP BL LV (O1) (T1) (S1)

(R77029) (27 NOV 72)

REFERENCE DATA

SREF = 7.4190 84 IN. XMRP = 4.8200 IN.
 LREF = 5.3120 IN. YMRP = .0000 IN.
 SREF = 5.3120 IN. ZMRP = .0000 IN.
 SCALE = .0040

PARAMETRIC DATA

ALPHA = .000 CONFIC = 8.000
 PHI = 80.000 ORBINC = .000
 RUDDER = 15.000 AILRON = .000

RUN NO. 73/ 0 RN/L = 5.93 GRADIENT INTERVAL = -5.00/ 5.00

MACH	BETA	CN	CLM	CY	CYN	CBL	CAF	CAB
.800	-10.160	-.00960	.01830	.43120	-.21830	.07690	.13580	.15380
.800	-8.200	-.01790	.02690	.36270	-.19380	.06840	.14220	.14500
.800	-6.140	-.02900	.03930	.29960	-.17000	.06120	.14670	.14010
.800	-4.060	-.03830	.04680	.22980	-.13990	.05360	.15130	.13420
.800	-2.040	-.03900	.05300	.14660	-.09670	.03940	.15770	.12890
.800	.000	-.04040	.05890	.06760	-.05780	.02580	.16340	.12730
.800	2.070	-.03710	.05860	-.01900	-.01610	.01100	.16310	.12690
.800	4.120	-.03670	.05790	-.09770	.02320	-.00240	.15950	.12930
.800	6.180	-.02870	.04960	-.18300	.06900	-.01750	.15130	.13190
.800	8.230	-.01330	.03590	-.25970	.10760	-.03040	.14360	.13800
.800	10.160	-.00760	.02720	-.33730	.14170	-.04260	.13900	.14410
.800	.020	-.03870	.05790	.06360	-.05550	.02450	.16050	.12850
GRADIENT		.00025	.00135	-.04009	.01987	-.00686	.00096	-.00057

RUN NO. 72/ 0 RN/L = 6.28 GRADIENT INTERVAL = -5.00/ 5.00

MACH	BETA	CN	CLM	CY	CYN	CBL	CAF	CAB
.904	-10.200	-.02350	.02700	.44170	-.22600	.07880	.17310	.16460
.904	-8.220	-.02960	.03480	.37020	-.20090	.06990	.18060	.15490
.904	-6.140	-.02910	.04250	.30360	-.17790	.06370	.18600	.14640
.904	-4.080	-.04340	.05730	.22220	-.13930	.05240	.19060	.14130
.904	-2.020	-.04810	.06820	.13570	-.09490	.03800	.19510	.13850
.904	.040	-.05420	.07540	.05180	-.05280	.02390	.19880	.13630
.904	2.080	-.04980	.07380	-.03500	-.01040	.00950	.19760	.13880
.904	4.160	-.04580	.06940	-.12420	.03450	-.00630	.19220	.14410
.904	6.250	-.03210	.05700	-.20940	.07870	-.02140	.18520	.14540
.904	8.310	-.02480	.04670	-.29070	.12100	-.03610	.18090	.14880
.904	10.250	-.01620	.03400	-.36760	.15480	-.04810	.17350	.15140
.904	.030	-.05890	.07610	.05690	-.05200	.02290	.19750	.13920
GRADIENT		-.00031	.00144	-.04188	.02096	-.00708	.00027	.00029

M556(IA1) NAR ATP BL LV (01) (T1) (S1)

(R77029) (27 NOV 72)

REFERENCE DATA

SREF = 7.4190 SQ. IN. XMRP = 4.8200 IN.
 LREF = 5.3120 IN. YMRP = .0000 IN.
 BREF = 5.3120 IN. ZMRP = .0000 IN.
 SCALE = .0040

PARAMETRIC DATA

ALPHA = .000 CONFIG = 8.000
 PHI = 80.000 ORBINC = .000
 RUDDER = 15.000 AILRON = .000

RUN NO. 71/ 0 RN/L = 6.47 GRADIENT INTERVAL = -5.00/ 5.00

MACH	BETA	CN	CLM	CY	CYN	CBL	CAF	CAB
.999	-10.200	-.03850	.06940	.49600	-.26520	.09510	.24140	.18530
.999	-8.240	-.04840	.07730	.41090	-.22970	.08400	.24670	.17690
.999	-6.160	-.06040	.08910	.32450	-.19110	.07120	.25190	.17090
.999	-4.070	-.07300	.10100	.23340	-.14470	.05550	.25770	.16630
.999	-2.020	-.08060	.11170	.14340	-.09730	.04010	.26170	.16300
.999	.020	-.08530	.11870	.05740	-.05480	.02490	.26240	.16330
.999	2.110	-.08240	.11620	-.03670	-.00770	.00870	.26320	.16240
.999	4.190	-.07400	.10740	-.13010	.04240	-.00860	.26240	.16260
.999	6.260	-.06420	.09520	-.22400	.09340	-.02560	.25210	.16810
.999	8.320	-.04900	.08340	-.32090	.14080	-.04300	.25280	.16860
.999	10.270	-.04070	.07510	-.40860	.18190	-.05830	.24650	.17310
.999	.040	-.08710	.11760	.05080	-.05150	.02290	.26320	.15970
GRADIENT		-.00018	.00083	-.04393	.02246	-.00773	.00053	-.00039

RUN NO. 70/ 0 RN/L = 6.67 GRADIENT INTERVAL = -5.00/ 5.00

MACH	BETA	CN	CLM	CY	CYN	CBL	CAF	CAB
1.198	-10.300	-.01240	.03360	.45240	-.21860	.08980	.30330	.15300
1.198	-8.320	-.02160	.04630	.37290	-.18850	.07890	.30650	.15090
1.198	-6.240	-.03260	.05910	.28970	-.15340	.06600	.31110	.14830
1.198	-4.120	-.03990	.07010	.20430	-.11400	.05060	.31220	.14870
1.198	-2.060	-.04850	.08030	.12040	-.07560	.03500	.31250	.14880
1.198	.040	-.05270	.08650	.03650	-.03720	.01860	.31360	.14740
1.198	2.120	-.05070	.08610	-.04960	.00320	.00190	.31190	.14920
1.198	4.170	-.04620	.07970	-.13570	.04530	-.01570	.31250	.14710
1.198	6.310	-.03230	.06720	-.22260	.08670	-.03250	.30840	.14830
1.198	8.380	-.02080	.05350	-.31420	.12840	-.04880	.30190	.15170
1.198	10.410	-.00890	.04030	-.40050	.16210	-.06260	.29840	.15150
1.198	.030	-.05380	.08690	.03640	-.03670	.01700	.31270	.14890
GRADIENT		-.00071	.00121	-.04094	.01914	-.00798	.00000	-.00013

MS56(IA1) NAR ATP BL LV (01) (T1) (S1)

(R77029) (27 NOV 72)

REFERENCE DATA

SREF = 7.4190 SQ. IN. XMRP = 4.8200 IN.
 LREF = 9.3120 IN. YMRP = .0000 IN.
 BREF = 9.3120 IN. ZMRP = .0000 IN.
 SCALE = .0040

PARAMETRIC DATA

ALPHA = .000 CONFIG = 8.000
 PHI = 80.000 ORBINC = .000
 RUDDER = 15.000 AILRON = .000

RUN NO. 171/ 0 RN/L = 6.43 GRADIENT INTERVAL = -5.00/ 5.00

MACH	BETA	CN	CLM	CY	CYN	CBL	CAF	CAB
1.460	-10.330	-.00350	.01240	.45090	-.21310	.08340	.32020	.12600
1.460	-8.340	.00070	.01330	.36750	-.18150	.07240	.32170	.12330
1.460	-6.220	.00220	.01630	.28530	-.14840	.06020	.32270	.12260
1.460	-4.140	-.00210	.02220	.20240	-.11270	.04670	.32480	.12130
1.460	-2.060	-.00190	.02790	.11970	-.07400	.03110	.32700	.11990
1.460	.010	-.00500	.03200	.03670	-.03520	.01560	.32720	.11980
1.460	2.120	-.00500	.03250	-.05150	.00570	-.00110	.32750	.12130
1.460	4.220	-.00190	.02920	-.13500	.04430	-.01710	.32410	.12360
1.460	6.330	.00410	.02170	-.22280	.08500	-.03280	.32190	.12230
1.460	8.390	.00560	.01610	-.30950	.12180	-.04710	.32170	.11960
1.460	10.400	.00360	.01480	-.39760	.15570	-.06030	.31670	.12290
1.460	.040	-.00710	.03240	.03290	-.03410	.01380	.32730	.12030
GRADIENT		-.00013	.00089	-.04048	.01884	-.00765	-.00004	.00029

RUN NO. 163/ 0 RN/L = 6.97 GRADIENT INTERVAL = -5.00/ 5.00

MACH	BETA	CN	CLM	CY	CYN	CBL	CAF	CAB
1.963	-10.470	-.02680	.03140	.43640	-.18180	.06910	.30630	.09110
1.963	-8.450	-.01900	.02890	.34570	-.14520	.05570	.30340	.08880
1.963	-6.330	-.01320	.02550	.25960	-.11250	.04350	.30270	.08970
1.963	-4.190	-.00640	.02480	.18080	-.08340	.03280	.30350	.09290
1.963	-2.090	-.00340	.02590	.10120	-.05400	.02100	.30300	.09160
1.963	.000	-.00020	.02240	.02010	-.02040	.00840	.30580	.08920
1.963	2.120	.00140	.02400	-.06310	.01600	-.00450	.30320	.09030
1.963	4.210	.00050	.02200	-.14280	.04620	-.01620	.30420	.09010
1.963	6.400	.00170	.02010	-.23570	.08320	-.02960	.30220	.08810
1.963	8.490	-.00280	.02170	-.31990	.11630	-.04190	.29690	.08690
1.963	10.500	-.00440	.02180	-.41240	.15410	-.05620	.29670	.08680
1.963	.020	.00090	.02270	.01550	-.01700	.00650	.29780	.08660
GRADIENT		.00089	-.00036	-.03862	.01567	-.00588	.00008	-.00033

N556 (IA1) NAR ATP BL LV (01) (T1) (S1)

(R77029) (27 NOV 72)

REFERENCE DATA

BREF = 7.4190 84. IN. XMRP = 4.8200 IN.
 LREF = 5.3120 IN. YMRP = .0000 IN.
 BREF = 5.3120 IN. ZMRP = .0000 IN.
 SCALE = .0040

PARAMETRIC DATA

ALPHA = .000 CONFIG = 8.000
 PHI = 80.000 ORBINC = .000
 RUDDER = 15.000 AILRON = .000

RUN NO. 20/ 0 RN/L = 4.12 GRADIENT INTERVAL = -5.00/ 5.00

MACH	BETA	CN	CLM	CY	CYN	CBL	CAF	CAB
2.990	-10.190	-.03590	.03600	.37220	-.12940	.04670	.27380	.04490
2.990	-8.260	-.03290	.03580	.30330	-.10390	.03800	.26920	.04580
2.990	-6.180	-.03030	.03470	.23050	-.07960	.02930	.26560	.04520
2.990	-4.120	-.02760	.03550	.15770	-.05670	.02190	.25970	.04500
2.990	-2.050	-.02930	.03600	.08770	-.03570	.01360	.25740	.04470
2.990	.000	-.02500	.03390	.01190	-.01170	.00430	.25620	.04530
2.990	2.070	-.02070	.03220	-.06660	.01320	-.00470	.25500	.04490
2.990	4.110	-.02210	.03140	-.13750	.03530	-.01330	.25640	.04470
2.990	6.240	-.01970	.02850	-.21410	.06000	-.02170	.26080	.04520
2.990	8.280	-.02120	.02770	-.28410	.08090	-.02950	.26350	.04490
2.990	10.230	-.02210	.02870	-.35220	.10500	-.03850	.26570	.04480
GRADIENT		.00097	-.00058	-.03619	.01132	-.00431	-.00044	-.00002

RUN NO. 21/ 0 RN/L = 4.85 GRADIENT INTERVAL = -5.00/ 5.00

MACH	BETA	CN	CLM	CY	CYN	CBL	CAF	CAB
4.959	-10.030	-.04410	.04180	.31380	-.11770	.03430	.24630	.01220
4.959	-8.130	-.04100	.03860	.25090	-.08890	.02670	.23670	.01250
4.959	-6.090	-.04430	.03820	.18160	-.05730	.01880	.22800	.01270
4.959	-4.060	-.04180	.04040	.12020	-.03500	.01240	.22270	.01290
4.959	-2.030	-.04010	.03870	.06340	-.02040	.00700	.22210	.01270
4.959	.000	-.04160	.03960	.00520	-.00600	.00260	.22220	.01330
4.959	2.030	-.04010	.03790	-.05320	.00750	-.00310	.22100	.01260
4.959	4.070	-.03830	.03940	-.10830	.02130	-.00780	.21980	.01300
4.959	6.160	-.03300	.03590	-.16970	.04160	-.01410	.22190	.01310
4.959	8.160	-.03660	.03470	-.23900	.07100	-.02080	.22940	.01330
4.959	10.080	-.03340	.03380	-.30340	.10100	-.02870	.23760	.01360
GRADIENT		.00034	-.00014	-.02823	.00691	-.00249	-.00034	.00000

MS56 (IA1) NAR ATP BL LV (02) (T1) (S1)

(R77030) (27 NOV 72)

REFERENCE DATA

PARAMETRIC DATA

SRFP = 7.4190 84. IN. XMRP = 4.8200 IN.
 LREF = 9.3120 IN. YMRP = .0000 IN.
 BRFP = 9.3120 IN. ZMRP = .0000 IN.
 SCALE = .0040

BETA = .000 CONFIG = 6.000
 PHI = 80.000 ORBINC = .000
 RUDDER = 15.000 AILRON = .000

RUN NO. 64/ 0 RN/L = 4.97 GRADIENT INTERVAL = -5.00/ 5.00

MACH	ALPHA	CN	CLM	CY	CYN	CBL	CAF	CAB
.597	-10.560	-.75220	.28930	.11370	-.06310	.02960	.14850	.12580
.597	-8.560	-.63330	.25630	.11740	-.08430	.02970	.14680	.12940
.597	-6.460	-.50160	.21620	.11450	-.08320	.02980	.15220	.12580
.597	-4.350	-.38800	.18160	.10870	-.08010	.02900	.15380	.12710
.597	-2.300	-.26170	.14720	.10070	-.07470	.02830	.15970	.11900
.597	-.190	-.17210	.11450	.10090	-.07420	.02890	.15960	.11440
.597	1.890	-.05390	.07530	.10240	-.07230	.02960	.15310	.11250
.597	3.970	.05900	.03580	.09630	-.06980	.02940	.15030	.11060
.597	6.080	.18240	-.00300	.09160	-.06670	.03040	.14330	.11060
.597	8.160	.29800	-.04090	.09190	-.06570	.03060	.13760	.10660
.597	10.130	.41350	-.07560	.09040	-.06360	.03040	.12930	.10470
.597	-.190	-.16550	.11300	.10450	-.07540	.02910	.15820	.11650
GRADIENT		.05386	-.01745	-.00111	.00110	.00010	-.00065	-.00190

RUN NO. 65/ 0 RN/L = 5.96 GRADIENT INTERVAL = -5.00/ 5.00

MACH	ALPHA	CN	CLM	CY	CYN	CBL	CAF	CAB
.801	-10.830	-.79850	.30990	.09990	-.07550	.02760	.18800	.14030
.801	-8.790	-.65760	.26900	.10050	-.07500	.02670	.18960	.13720
.801	-6.640	-.52870	.23120	.10050	-.07410	.02640	.18700	.13960
.801	-4.470	-.40270	.19400	.10050	-.07380	.02680	.18630	.13690
.801	-2.360	-.28730	.15880	.09660	-.07190	.02650	.18500	.13320
.801	-.230	-.17440	.12470	.09420	-.07040	.02650	.17710	.13160
.801	1.920	-.05160	.08390	.08920	-.06680	.02720	.17320	.12790
.801	4.060	.07050	.03590	.08760	-.06500	.02720	.17140	.12250
.801	6.190	.19830	-.01010	.08770	-.06370	.02790	.16700	.11860
.801	8.320	.32390	-.05660	.08780	-.06350	.02880	.15860	.11650
.801	10.330	.44160	-.09530	.08820	-.06180	.02910	.15250	.11530
.801	-.200	-.17110	.12400	.09800	-.07120	.02690	.17670	.13320
GRADIENT		.05540	-.01833	-.00156	.00106	.00007	-.00195	-.00160

MS56 (IA1) NAR ATP BL LV (C2) (T1) (S1)

(R77031) (27 NOV 72)

REFERENCE DATA

PARAMETRIC DATA

SREF = 7.4190 SQ. IN. XMRP = 4.8200 IN.
 LREF = 5.3120 IN. YMRP = .0000 IN.
 BREF = 5.3120 IN. ZMRP = .0000 IN.
 SCALE = .0040

ALPHA = .000 CONFIG = 6.000
 PHI = 80.000 ORBINC = .000
 RUDDER = 15.000 AILRON = .000

RUN NO. 63/ 0 RN/L = 5.00 GRADIENT INTERVAL = -5.00/ 5.00

MACH	BETA	CN	CLM	CY	CYN	CBL	CAF	CAB
.602	-10.050	-.03700	.03490	.39560	-.19700	.06860	.13440	.13490
.602	-8.140	-.04870	.04700	.33720	-.17400	.06330	.13840	.13040
.602	-6.100	-.06270	.06130	.27650	-.15140	.05820	.14310	.12500
.602	-4.040	-.07210	.06730	.21220	-.12720	.05130	.14990	.11750
.602	-2.010	-.08360	.08030	.13990	-.09260	.03900	.15210	.12060
.602	.020	-.08530	.08480	.06640	-.05930	.02660	.15830	.11480
.602	2.050	-.08770	.08770	-.00940	-.02530	.01430	.15670	.11770
.602	4.100	-.08770	.08860	-.08440	.01080	.00140	.14920	.12400
.602	6.160	-.08070	.08320	-.16280	.05040	-.01260	.14400	.12630
.602	8.180	-.06520	.07210	-.23820	.08760	-.02620	.13880	.13050
.602	10.100	-.05400	.06340	-.30470	.11790	-.03550	.12910	.13930
.602	.020	-.08970	.08730	.06290	-.05720	.02560	.15620	.11750
GRADIENT		-.00173	.00246	-.03650	.01688	-.00612	.00016	.00050

RUN NO. 62/ 0 RN/L = 5.95 GRADIENT INTERVAL = -5.00/ 5.00

MACH	BETA	CN	CLM	CY	CYN	CBL	CAF	CAB
.800	-10.140	-.05300	.05600	.42550	-.21380	.07290	.14990	.16020
.800	-8.200	-.05660	.06230	.35920	-.19080	.06570	.15580	.15070
.800	-6.130	-.06670	.07250	.30180	-.17480	.06230	.16120	.14260
.800	-4.060	-.07240	.08080	.22210	-.13560	.05160	.16590	.13720
.800	-2.020	-.08250	.09150	.14400	-.09480	.03840	.16820	.13730
.800	.020	-.08520	.09640	.06500	-.05660	.02500	.17570	.13130
.800	2.080	-.08840	.09910	-.01680	-.01900	.01160	.17560	.13150
.800	4.100	-.08400	.09600	-.09620	.02110	-.00170	.17410	.13190
.800	6.200	-.07570	.08700	-.18170	.06680	-.01610	.16820	.13370
.800	8.210	-.06050	.07150	-.26370	.10750	-.02930	.16080	.14080
.800	10.170	-.04570	.06120	-.33590	.13860	-.04090	.15360	.14750
.800	.020	-.08370	.09670	.06190	-.05520	.02390	.17330	.13490
GRADIENT		-.00143	.00186	-.03905	.01906	-.00653	.00117	-.00080

M556 (IA1) NAR ATP BL LV (T2)

(R77032) (27 NOV 72)

REFERENCE DATA

PARAMETRIC DATA

BREF = 7.4190 SQ. IN. XMRP = 4.8200 IN.
 LREF = 5.3120 IN. YMRP = .0000 IN.
 SREF = 5.3120 IN. ZMRP = .0000 IN.
 SCALE = .0040

BETA = .000 CONFIG = 10.000

RUN NO. 144/ 0 RN/L = 6.18 GRADIENT INTERVAL = -5.00/ 5.00

MACH	ALPHA	CN	CLM	CY	CYN	CBL	CAF	CAB
.900	-10.230	-.09130	-.01020	.01030	-.00160	-.00010	.05650	.01750
.900	-8.310	-.06890	-.00800	.00970	-.00070	-.00010	.05270	.01590
.900	-6.250	-.04750	-.01000	.01120	.00030	.00000	.06070	.01230
.900	-4.210	-.03160	-.00620	.01000	.00060	.00010	.06130	.00770
.900	-2.170	-.01670	-.00280	.00940	.00110	.00000	.06140	.00510
.900	-.150	.00200	-.00030	.01020	.00100	.00000	.05890	.00390
.900	1.870	.02070	-.00030	.00830	.00210	-.00010	.05920	.00680
.900	3.910	.03580	.00260	.00710	.00340	-.00030	.04830	.01830
.900	6.030	.05810	.00220	.01210	.00550	.00000	.03600	.03130
.900	8.050	.07270	.00570	.00990	.00390	.00010	.02780	.03920
.900	9.970	.09230	.00870	.01220	.00360	.00000	.02720	.04150
.900	-1.130	.00080	.00210	.01160	.00120	.00000	.05670	.00480
GRADIENT		.00849	.00099	-.00034	.00033	-.00004	-.00139	.00113

RUN NO. 145/ 0 RN/L = 6.58 GRADIENT INTERVAL = -5.00/ 5.00

MACH	ALPHA	CN	CLM	CY	CYN	CBL	CAF	CAB
1.196	-10.290	-.08020	-.02520	.01370	-.00230	-.00030	.09620	.03660
1.196	-8.360	-.06170	-.02120	.01220	-.00170	-.00030	.09830	.03400
1.196	-6.330	-.04520	-.01620	.01180	-.00090	-.00030	.10130	.02880
1.196	-4.230	-.02870	-.01120	.01190	-.00030	-.00040	.10490	.02490
1.196	-2.180	-.01250	-.00680	.00980	.00050	-.00040	.10600	.02360
1.196	-.130	.00380	-.00270	.01000	.00100	-.00040	.10500	.02380
1.196	1.910	.01910	.00230	.01010	.00150	-.00030	.10360	.02560
1.196	3.960	.03450	.00730	.01020	.00230	-.00040	.10180	.02810
1.196	6.110	.05070	.01250	.01030	.00230	-.00040	.10150	.02820
1.196	8.100	.06710	.01770	.01100	.00300	-.00030	.09890	.03170
1.196	10.020	.08780	.02150	.01050	.00350	-.00060	.09690	.03460
1.196	-1.130	.00380	-.00160	.01050	.00080	-.00050	.10430	.02520
GRADIENT		.00752	.00225	-.00015	.00030	.00000	-.00042	.00041

M556 (IA1) NAR ATP BL LV (T1)

(R77033) (27 NO/ 72)

REFERENCE DATA

PARAMETRIC DATA

SREF = 7.4190 SQ.IN. XMRP = 4.0200 IN.
 LREF = 5.3120 IN. YMRP = .0000 IN.
 BREF = 5.3120 IN. ZMRP = .0000 IN.
 SCALE = .0040

BETA = .000 CONFIG = 9.000

RUN NO. 147/ 0 RN/L = 6.19 GRADIENT INTERVAL = -5.00/ 5.00

MACH	ALPHA	CN	CLM	CY	CYN	CBL	CAF	CAB
.900	-10.240	-.09410	-.01200	.01080	-.00180	.00000	.04360	.01980
.900	-8.320	-.07290	-.00930	.01170	-.00090	.00000	.04660	.01550
.900	-6.290	-.04750	-.01070	.01120	.00030	.00000	.04820	.01220
.900	-4.230	-.03310	-.00740	.00940	.00090	.00000	.04720	.00820
.900	-2.190	-.01530	-.00360	.01070	.00080	.00000	.04720	.00660
.900	-.150	.00340	-.00220	.01090	.00160	.00000	.04860	.00560
.900	1.870	.02080	-.00070	.00900	.00250	.00000	.04660	.00710
.900	3.910	.03720	.00310	.00920	.00330	.00010	.03770	.01640
.900	6.040	.05880	.00370	.00800	.00410	.00000	.02350	.03220
.900	8.060	.07630	.00710	.00870	.00420	.00000	.01970	.03850
.900	9.990	.09750	.00960	.00950	.00460	.00000	.01620	.04340
.900	-1.130	.00480	-.00100	.01180	.00150	.00000	.04760	.00450
GRADIENT		.00869	.00118	-.00010	.00032	.00001	-.00096	.00082

RUN NO. 146/ 0 RN/L = 6.59 GRADIENT INTERVAL = -5.00/ 5.00

MACH	ALPHA	CN	CLM	CY	CYN	CBL	CAF	CAB
1.196	-10.320	-.08020	-.02650	.01320	-.00250	-.00020	.09440	.03660
1.196	-8.360	-.06180	-.02250	.01230	-.00160	-.00030	.09510	.03550
1.196	-6.300	-.04310	-.01690	.01240	-.00080	-.00020	.09790	.02970
1.196	-4.230	-.02780	-.01240	.01090	.00020	-.00020	.10040	.02630
1.196	-2.200	-.01250	-.00660	.01100	.00020	-.00020	.10020	.02560
1.196	-.130	.00380	-.00270	.01000	.00110	-.00020	.10040	.02550
1.196	1.910	.01910	.00250	.01010	.00160	-.00020	.09880	.02760
1.196	3.960	.03440	.00760	.00920	.00250	-.00020	.09930	.02700
1.196	6.110	.05080	.01280	.00930	.00300	-.00030	.09930	.02820
1.196	8.110	.06810	.01810	.00940	.00360	-.00030	.09610	.03280
1.196	10.050	.08870	.02240	.01000	.00360	-.00010	.09450	.03530
1.196	-1.130	.00500	-.00150	.01110	.00130	-.00020	.09910	.02660
GRADIENT		.00761	.00240	-.00021	.00029	-.00000	-.00018	.00017

M556 (IA1) NAR ATP BL LV (01) (T1) (S1)

(R77034) (27 NOV 72)

REFERENCE DATA

PARAMETRIC DATA

BREF = 7.4190 SQ. IN. XMRP = 4.8200 IN.
 LREF = 5.3120 IN. YMRP = .0000 IN.
 SREF = 5.3120 IN. ZMRP = .0000 IN.
 SCALE = .0040

BETA = .000 CONFIG = 8.000
 PHI = 80.000 ORBINC = -1.200
 RUDDER = .000 AILRON = 10.000

RUN NO. 161/ 0 RN/L = 6.97 GRADIENT INTERVAL = -5.00/ 5.00

MACH	ALPHA	CN	CLM	CY	CYN	CBL	CAF	CAB
1.964	-11.350	-.72210	.22650	.02890	-.01320	.01310	.31040	.09240
1.964	-9.180	-.56730	.17580	.03650	-.01700	.01330	.30560	.09260
1.964	-6.900	-.42000	.13310	.03390	-.01450	.01320	.30230	.09060
1.964	-4.640	-.28560	.09860	.03430	-.01400	.01340	.30160	.09150
1.964	-2.400	-.16880	.07150	.03310	-.01360	.01360	.30290	.09120
1.964	-.180	-.06080	.04650	.03520	-.01570	.01390	.30380	.09230
1.964	2.020	.04560	.02010	.03620	-.01540	.01470	.30050	.09120
1.964	4.230	.14640	-.00590	.03690	-.01500	.01500	.29470	.08960
1.964	6.490	.26030	-.02860	.03970	-.01630	.01560	.29430	.09030
1.964	8.740	.37260	-.04950	.04550	-.01640	.01640	.29130	.08950
1.964	10.870	.46980	-.05940	.05340	-.02200	.01740	.28810	.08830
1.964	- .140	-.05210	.04540	.03490	-.01500	.01370	.30030	.08920
	GRADIENT	.04867	-.01175	.00037	-.00017	.00019	-.00073	-.00017

M556 (IA1) NAR ATP BL LV (01) (T1) (S1)

(R77035) (27 NOV 72)

REFERENCE DATA

PARAMETRIC DATA

BREF = 7.4190 SQ. IN. XMRP = 4.8200 IN.
 LREF = 5.3120 IN. YMRP = .0000 IN.
 SREF = 5.3120 IN. ZMRP = .0000 IN.
 SCALE = .0040

ALPHA = .000 CONFIG = 8.000
 PHI = 80.000 ORBINC = -1.200
 RUDDER = .000 AILRON = 10.000

RUN NO. 162/ 0 RN/L = 6.98 GRADIENT INTERVAL = -5.00/ 5.00

MACH	BETA	CN	CLM	CY	CYN	CBL	CAF	CAB
1.965	-10.500	-.04090	.03690	.42480	-.16670	.07250	.30740	.09270
1.965	-8.480	-.03970	.04010	.33270	-.12860	.05910	.30530	.09060
1.965	-6.350	-.03580	.03990	.24350	-.09420	.04590	.30480	.09070
1.965	-4.210	-.03470	.04060	.16070	-.06360	.03440	.30300	.09220
1.965	-2.100	-.03450	.04490	.08210	-.03440	.02220	.30240	.09270
1.965	-.010	-.03220	.04500	.00390	-.00290	.01030	.30410	.09130
1.965	2.100	-.03480	.04850	-.07760	.03060	-.00200	.29910	.09130
1.965	4.230	-.03630	.05010	-.15700	.06170	-.01370	.30030	.09330
1.965	6.350	-.04110	.05170	-.24330	.09460	-.02560	.30210	.09060
1.965	8.500	-.04480	.05330	-.33470	.12950	-.03860	.30370	.08900
1.965	10.510	-.04730	.05400	-.42650	.16690	-.05210	.30240	.08880
1.965	.000	-.03360	.04570	-.00090	.00000	.00860	.29940	.08860
	GRADIENT	-.00017	.00107	-.03772	.01497	-.00571	-.00041	.00004

M556 (IA1) NAR ATP BL LV (O1) (T1) (S1)

(R77036) (27 NOV 72)

REFERENCE DATA

PARAMETRIC DATA

SREF = 7.4190 IN. XMRP = 4.8200 IN.
 LREF = 5.3120 IN. YMRP = .0000 IN.
 BREF = 5.3120 IN. ZMRP = .0000 IN.
 SCALE = .0040

BETA = .000 CONFIG = 8.000
 PHI = 80.000 ORBINC = -1.200
 RUDDER = 15.000 AILRON = .000

RUN NO. 164/ 0 RN/L = 6.98 GRADIENT INTERVAL = -5.00/ 5.00

MACH	ALPHA	CN	CLM	CY	CYN	CBL	CAF	CAB
1.964	-11.340	-.72450	.23180	.05160	-.04260	.01390	.31150	.08950
1.964	-9.170	-.57100	.18110	.05830	-.04440	.01380	.30550	.08980
1.964	-6.900	-.42310	.13810	.05420	-.03960	.01340	.30290	.08760
1.964	-4.610	-.28680	.10260	.05390	-.03660	.01310	.30060	.08840
1.964	-2.400	-.17020	.07460	.05220	-.03460	.01300	.30180	.08800
1.964	-.180	-.06310	.05030	.05050	-.03370	.01290	.30390	.08800
1.964	2.040	.04150	.02400	.05000	-.03170	.01300	.29840	.08770
1.964	4.210	.14150	-.00100	.05080	-.02970	.01320	.29480	.08800
1.964	6.520	.26000	-.02460	.05260	-.02880	.01380	.29240	.09100
1.964	8.740	.36360	-.04050	.05830	-.02750	.01430	.29020	.08930
1.964	10.860	.45610	-.04980	.06410	-.03130	.01530	.28300	.08800
1.964	-1.150	-.05820	.04990	.05040	-.03320	.01280	.29910	.08530
	GRADIENT	.04839	-.01168	-.00038	.00076	.00001	-.00068	-.00005