



## Vision, applications and future challenges of Internet of Things: A bibliometric study of the recent literature

Journal:	<i>Industrial Management &amp; Data Systems</i>
Manuscript ID	IMDS-11-2015-0478.R1
Manuscript Type:	Research Paper
Keywords:	Internet of Things, Vision, Applications, Bibliometrics, Network analytics

SCHOLARONE™  
Manuscripts

Review

Ref. No.: IMDS-11-2015-0478

**Title: Vision, applications and future challenges of Internet of Things: A bibliometric study of the recent literature**

*We would like to thank the reviewers for their comments that have contributed significantly in the improvement of our manuscript. We have rewritten and restructured the manuscript significantly and we hope that the reviewers like the updated version.*

**Reviewer: 1**

**Recommendation: Major Revision**

Date: 17 December 2015

Manuscript number: IMDS-11-2015-0478

Manuscript title: Vision, applications and future challenges of Internet of Things: A bibliometric study of the recent literature

**1. Originality:**

The linkage between the manuscript's objective and why the research was necessary was not well established e.g, Why do you want to review the literature using citation/co-citation analysis? Author also needs to justify the importance of understanding the vision of IoT. The motivation of study thus needs to be re-written to show stronger linkage. It would be nice to see a stronger connection between your findings and the theme of the journal. How does this understanding help organizations and the industry to make better decisions? The managerial and theoretical implication is missing at the moment. Thus the reviewer cannot conclude if the manuscript has contributed fully to the existing body of knowledge.

*We would like to thank the reviewer for this comment. We have re-written the motivation of the study in a paragraph in section 1 (introduction), in page 3: "In recent years, scholars (Borgia, 2014; Whitmore et al., 2014; Madabam et al., 2015; Russo et al., 2015)... for considering IoT's vision and applications in our study". We have also added the managerial and theoretical implications as requested by the reviewer (please see section 4 now named discussion and subsections 4.1 and 4.2). In the start of section 2 (now research methodology) we have included the three sources that we base our study on (Tranfield et al., 2003; Saunders et al., 2009; Fabimnia et al., 2015).*

**2. Relationship to literature:**

The literature section mainly is on the history and definition of IoT from different authors. In addition there was also some brief explanation on the applications of IoT. Apart from the definition and some brief explanation of where IoT is applicable, the reviewer is not able to see the contribution of your literature section. The reviewer is in the opinion that some of the points here lack of critical arguments. The lack of critical arguments, did not reflect well on the research objectives thus making the manuscript less convincing.

*We would like to thank the reviewer for this comment. We have rewritten and restructured the literature review section (please see section 3).*

1  
2  
3 3. Methodology:

4 The methodology is reasonable with the objectives of the manuscript.

5 *We would like to thank the reviewer for this comment.*

6  
7 4. Results:

8 Author at the moment only provides a brief explanation on some of the findings e.g "For instance, a thick  
9 arc is connecting Miorandi et al. (2012) and Gubbi et al. (2013),  
10 thereby reflecting the common thoughts the articles share. A similar pattern can be noticed  
11 between Ashton (2009) and Atzori et al. (2010). However, the thin line between Miorandi et  
12 al. (2012) and Weber and Weber (2010) reveal that their common ideas are limited compared to the ones  
13 by Miorandi et al. (2012) and Gubbi et al. (2013)". Without much elaboration, the write up does not add  
14 much value for readers. The discussion should include further discussion on the previous findings in  
15 relation to the existing ones. E.g, the differences and your contributions.

16  
17 *We would like to thank the reviewer for this comment. We have re-written the discussion section and added theoretical and  
18 managerial implications of our research (Please see sections 4.1 and 4.2 respectively).*

19  
20  
21  
22 5. Implications

23 In terms of contributions, the paper was presented in a limited manner. The reviewer cannot see how the  
24 research gaps were being addressed in the paper as the managerial and practical implication is missing at  
25 the moment. Without this information, it will be difficult to assess if the paper has bridge the gap  
26 between theory and practice.

27  
28 *We would like to thank the reviewer for this comment. We have added theoretical and managerial implications at the  
29 discussion section (Please see sections 4.1 and 4.2 respectively).*

30  
31 6. Quality of communication:

32 The paper is reasonably written in terms of language usage and structurally well presented. However,  
33 there are still some typo and grammatically errors. Please do thorough grammatical checking to the  
34 manuscript to improve the readability of this study.

35  
36  
37 *We would like to thank the reviewer for this comment. We have proofread the paper to improve the readability.*

38  
39  
40  
41 Additional Questions:

42 **1. Originality:** Does the paper contain new and significant information adequate to justify publication?:

43 The linkage between the manuscript's objective and why the research was necessary was not well  
44 established e.g, Why do you want to review the literature using citation/co-citation analysis? Author also  
45 needs to justify the importance of understanding the vision of IoT. The motivation of study thus needs to  
46 be re-written to show stronger linkage. It would be nice to see a stronger connection between your  
47 findings and the theme of the journal. How does this understanding help organizations and the industry  
48 to make better decisions? The managerial and theoretical implication is missing at the moment. Thus the  
49 reviewer cannot conclude if the manuscript has contributed fully to the existing body of knowledge.

50  
51  
52 *We would like to thank the reviewer for this comment. We have added theoretical and managerial implications in the  
53 discussion section (Please see sections 4.1 and 4.2 respectively).*

54  
55 **2. Relationship to Literature:** Does the paper demonstrate an adequate understanding of the relevant  
56 literature in the field and cite an appropriate range of literature sources? Is any significant work ignored?:  
57 The literature section mainly is on the history and definition of IoT from different authors. In addition  
58  
59  
60

1  
2  
3 there was also some brief explanation on the applications of IoT. Apart from the definition and some  
4 brief explanation of where IoT is applicable, the reviewer is not able to see the contribution of your  
5 literature section. The reviewer is in the opinion that some of the points here lack of critical arguments.  
6 The lack of critical arguments, did not reflect well on the research objectives thus making the manuscript  
7 less convincing.  
8

9 *We would like to thank the reviewer for this comment. We have rewritten parts of the paper to make it flow better and have*  
10 *increased the critical arguments/ objectives.*  
11

12 **3. Methodology:** Is the paper's argument built on an appropriate base of theory, concepts, or other  
13 ideas? Has the research or equivalent intellectual work on which the paper is based been well designed?  
14 Are the methods employed appropriate?: The methodology is reasonable with the objectives of the  
15 manuscript.  
16

17 *Thank you for this comment.*  
18

19 **4. Results:** Are results presented clearly and analysed appropriately? Do the conclusions adequately tie  
20 together the other elements of the paper?: Author at the moment only provides a brief explanation on  
21 some of the findings e,g "For instance, a thick arc is connecting Miorandi et al. (2012) and Gubbi et al.  
22 (2013),  
23

24 thereby reflecting the common thoughts the articles share. A similar pattern can be noticed  
25 between Ashton (2009) and Atzori et al. (2010). However, the thin line between Miorandi et  
26 al. (2012) and Weber and Weber (2010) reveal that their common ideas are limited compared to the ones  
27 by Miorandi et al. (2012) and Gubbi et al. (2013)". Without much elaboration, the write up does not add  
28 much value for readers. The discussion should include further discussion on the previous findings in  
29 relation to the existing ones. E.g, the differences and your contributions.  
30

31 *We would like to thank the reviewer for this comment. We have rewritten and restructured the paper significantly. Please see*  
32 *section 4 (now discussion section).*  
33

34 **5. Implications for research, practice and/or society** Does the paper identify clearly between any  
35 implications for research, practice and/or society? Does the paper bridge the gap between theory and  
36 practice? How can the research be used in practice (economic and commercial impact), in teaching, to  
37 influence public policy, in research (contributing to the body of knowledge)? What is the impact upon  
38 society (influencing public attitudes, affecting quality of life)? Are these implications consistent with the  
39 findings and conclusions of the paper?: In terms of contributions, the paper was presented in a limited  
40 manner. The reviewer cannot see how the research gaps were being addressed in the paper as the  
41 managerial and practical implication is missing at the moment. Without this information, it will be  
42 difficult to assess if the paper has bridge the gap between theory and practice.  
43

44 *We would like to thank the reviewer for this comment. We have added the managerial implications in the discussion section*  
45 *of the paper (Please see section 4.2).*  
46

47 **6. Quality of Communication:** Does the paper clearly express its case, measured against the technical  
48 language of the field and the expected knowledge of the journal's readership? Has attention been paid to  
49 the clarity of expression and readability, such as sentence structure, jargon use, acronyms, etc.: The paper  
50 is reasonably written in terms of language usage and structurally well presented. However, there are still  
51 some typo and grammatically errors. Please do thorough grammatical checking to the manuscript to  
52 improve the readability of this study.  
53

54 *We would to thank the reviewer for this comment. We have proofread the paper.*  
55  
56  
57  
58  
59  
60

1  
2  
3 **Reviewer: 2**

4  
5 **Recommendation: Reject**

6  
7 Comments:

8 A sample of bibliometric review paper could be referred to here in this paper: Big names in innovation  
9 research: a bibliometric overview by Cancino, Merigo and Coronado, 2015.

10  
11 Additional Questions:

12 **1. Originality:** Does the paper contain new and significant information adequate to justify publication?:  
13 The Internet of Thing is a relatively new area of research since the world only adopting into internet  
14 working and lifestyle actively in the last 15 years or so.

15  
16  
17 The idea of bibliometric study may or may not come at the appropriate time; as it is fairly new and not  
18 stable area of study, needs further refinement. Bibliometric study will inject further refinement to the  
19 topic of study, however the authors have missed this important argument completely.

20  
21 *We would like to thank the reviewer for this observation. However, we have provided evidence and conducted a bibliometric  
22 study for reasons, inter alia, that the reviewer refers to. We believe our study contributes to the further refinement of the topic  
23 of study, and we have revised our manuscript to fit with this contribution. We have added a paragraph in section 1  
24 (introduction), page 3: "In recent years, scholars (Borgia, 2014; Whitmore et al., 2014; Madabam et al., 2015; Russo et  
25 al., 2015)... for considering IoT's vision and applications in our study".*

26  
27 **2. Relationship to Literature:** Does the paper demonstrate an adequate understanding of the relevant  
28 literature in the field and cite an appropriate range of literature sources? Is any significant work ignored?:  
29 The authors have search results of 1777 papers, and filtered with relevancy to 146 papers. However, the  
30 reviewer does not see the relationship between literature review and the 146 papers analysed. Instead the  
31 authors were more focus on the analysis of commonality within the selected papers and authors.

32  
33 *We would like to thank the reviewer for this comment. We have rewritten parts of the literature review to address the  
34 comment of the reviewer.*

35  
36 **3. Methodology:** Is the paper's argument built on an appropriate base of theory, concepts, or other  
37 ideas? Has the research or equivalent intellectual work on which the paper is based been well designed?  
38 Are the methods employed appropriate?: The reviewer opined that paper needs improvement in flow and  
39 argument to support on the method of analysis preferred.

40  
41 *We would like to thank the reviewer for this comment. We have rewritten and restructured the paper so that it flows better.*

42  
43  
44 In Sec 2.2, pg 6, the authors abruptly divided IoT applications into four category with no substantiations  
45 and without relevance to the literature review in earlier sections.

46  
47 *We would like to thank the reviewer for this comment. We have revised the section (now section 3).*

48  
49 The authors do take care of the bias tendency of self-citation when performing the analysis. The authors  
50 also took into consideration of co-author status.

51  
52 *We would like to thank the reviewer for this comment.*

53  
54 **4. Results:** Are results presented clearly and analysed appropriately? Do the conclusions adequately tie  
55 together the other elements of the paper?: The results presented were adequate in terms of showing the  
56 more popular authors, so what do all the nodes show in the relationship diagram? The authors could have  
57 elaborated further.

58  
59 Let's just be clear, are the authors analysing popularity and influence journals or authors, or topics?  
60

1  
2  
3  
4  
5  
6  
7  
8  
9  
10  
11  
12  
13  
14  
15  
16  
17  
18  
19  
20  
21  
22  
23  
24  
25  
26  
27  
28  
29  
30  
31  
32  
33  
34  
35  
36  
37  
38  
39  
40  
41  
42  
43  
44  
45  
46  
47  
48  
49  
50  
51  
52  
53  
54  
55  
56  
57  
58  
59  
60

*We would like to thank the reviewer for this comment. We are looking into analysing influence of researchers, but more importantly the popularity of particular articles and subsequently topics of research. We follow Fabimnia et al. (2015) and their review of green supply chain management literature. Our aim was rewritten in the abstract, introduction, and across the paper to ensure consistency.*

**5. Implications for research, practice and/or society** Does the paper identify clearly between any implications for research, practice and/or society? Does the paper bridge the gap between theory and practice? How can the research be used in practice (economic and commercial impact), in teaching, to influence public policy, in research (contributing to the body of knowledge)? What is the impact upon society (influencing public attitudes, affecting quality of life)? Are these implications consistent with the findings and conclusions of the paper? The Sec. 5 on the future trends has no bearing of whatsoever link to the result of the analysis. The reviewer can't see the need this section or else, the authors would have to show this section of elaborating future trends are of the results from the bibliometric analysis.

Instead, it is suggested that the authors should delved more on the key papers identified, what are the contents and why they are popular and widely cited? What are the common topics instead of just common authors.

The conclusion could be shorten and more crisp in essence.

*We would like to thank the reviewer for this comment. We have rewritten parts of the paper to address the comments by the reviewer. We incorporated the literature requested and found through our literature review.*

**6. Quality of Communication:** Does the paper clearly express its case, measured against the technical language of the field and the expected knowledge of the journal's readership? Has attention been paid to the clarity of expression and readability, such as sentence structure, jargon use, acronyms, etc.: The paper needs to be thoroughly proof read again.

For examples:

- 1) Pg. 4, line 28, "The past decade has.... and published reports on various ...."
- 2) Pg. 4, line 37-39. "The phrase 'Internet of Thing' originated.....held at Proctor & Gamble (Ashton, 2009)" is too mouthful.
- 3) page 6, line 26 - 28, "For simplicity reasons"

And many more which the reviewer could not list them all.

*We would like to thank the reviewer for this comment. We have proofread our manuscript.*

1  
2  
3 **Reviewer: 3**  
4

5 **Recommendation: Major Revision**  
6

7 **Overview:**

8 The purpose of this study is to review the current literature on Internet of Thing (IoT), provide a  
9 throughout literature landscape on the domain, and offer insights into future research. Citation and Co-  
10 citation analyses on 146 identified IoT articles, published between 2000 and 2015, were conducted. The  
11 results indicate that although the number of journals exploring IoT is increasing, highly-cited papers are  
12 majority conceptual yet limited.  
13

14 **Overall Comments:**

15 The paper has several strengths. First, the authors investigated an important topic- Internet of Thing  
16 (IoT). The topic is interesting and timely. Second, the paper is well-written and easy to follow. Third, the  
17 conceptualization of IoT is clear. Part 2 is nicely done. While the paper attempts to address a gap in  
18 academic and provide insight for researchers and practitioners, the quality of the paper could be  
19 improved. At present, the manuscript has the potential; however, in my humble view the paper still has  
20 several weaknesses that have to be overcome before a clear path to publication becomes evident. I listed  
21 my specific concerns as follows.  
22  
23

24 **Research Motivations:**

25 The research motivations of this study could be better articulated. It is not clear to me why we need a  
26 bibliometric study of the recent IoT research, despite the fact that scholars have already attempted to  
27 review the literature not long ago (Borgia, 2014; Madakam et al 2015; Whihtmores et al., 2014). The  
28 arguments derived from citing “no study has systemically reviewed the literature using citation/co-citation  
29 analysis” is not sufficient. Weber and Watson (2002) commented that a good literature review should  
30 identify critical knowledge gap. More importantly, a good piece of literature review also identifies  
31 systematic theoretical or methodological biases in a field and suggests fundamental reorientation for  
32 understanding the problem (Alvesson and Sandberg 2011). In that sense, the authors could illustrate in  
33 detail how the current investigation could help to add knowledge/value to the domain.

34 *We would like to thank the reviewer for this comment. We have made our contributions both in terms of knowledge gap and  
35 methodological considerations in the subsection of theoretical contribution in the discussion section as well as in the conclusion  
36 section (please see throughout the paper –we have restructured and rewritten parts of the paper significantly). We have also  
37 made more explicit our impetus for this study in the introduction section (please see section 1).*  
38

39 **Methodology:**

40 One of my major concerns is the robustness of the paper search and identification processes. It is  
41 important for the authors to provide details on the process as it is difficult to evaluate the validity of the  
42 results without having known how the articles were identified in the first place. The authors are suggested  
43 to provide in greater details: (1) all indexed databases used and why they were chosen, (2) inclusion and  
44 exclusion criteria, (3) backward search used?

45 *We would like to thank the reviewer for this comment. We have restructured significantly our manuscript and methodology,  
46 (now section 2) and included the necessary details as requested.*  
47

48 **Analysis:**

49 The argument on whether citation analysis should include self-citation has been going on since the early  
50 days of citation analysis. Early citation studies tended to exclude self-citation, but today's Journal Impact  
51 Factor includes them. Thus, I would suggest that the authors could take into consideration the effect of  
52 self-citations and see if current pattern changes by excluding or discounting the self-citation effects.

53 *We would like to thank the reviewer for this comment. We have inserted a comment on the citation and co-citation in our  
54 limitations (please see conclusions section of the manuscript).*  
55  
56  
57  
58  
59  
60



**Results and Implications:**

The results part is rather descriptive. As mentioned earlier, a good piece of literature review identifies systematic theoretical or methodological biases in a field and suggests fundamental reorientation for understanding the problem (Alvesson and Sandberg 2011). Indeed, the authors have pointed out that there are limited number of IoT articles that attempt to discuss IoT using alternative theories and methodologies. Thus, I believe that the authors could go beyond the descriptive analysis and propose alternative theories or methods that could be used in the future.

*We would like to thank the reviewer for this comment. Our paper provides particular research gaps with regards to the research that needs to be done, and research questions to help researchers acknowledge the diverse facets of IoT implementation and adoption. We highlight that more needs to be done towards alternative theories and case studies or mixed methods, but we are not suggesting any, because our findings do not suggest/propose such theories. We could have proposed alternative theories based on our experience, but we do not have evidence from our findings to suggest this. Furthermore, our aim is not to suggest alternative theories but to identify (i) top contributing authors (ii) key research topics related to the field (iii) the most influential works based on citations and PageRank and (iv) established and emerging research clusters. Our study is inspired by Fabimnia et al. (2015) and their review of the green supply chain management literature.*

**Contributions:**

I have some reservation on the theoretical contribution of this study. The authors are advised to illustrate the novelty of the study and better justify the theoretical contributions of this paper.

*We would like to thank the reviewer for this comment. We have rewritten parts of the paper in order to flesh out the contribution more explicitly. Please see throughout the paper and discussion section (now section 4), as well as subsections 4.1 and 4.2 that refer to theoretical contributions and managerial implications.*

**Minor Issues:**

Some minor problem with spacing and typos (e.g. “pubishedd” or “Thag”)

*We thank the reviewer for this comment. We have proofread the updated version and dealt with typos.*



1  
2  
3 **Vision, applications and future challenges of Internet of Things: A bibliometric study**  
4 **of the recent literature**  
5  
6  
7  
8

9 **Abstract**

10  
11 **Purpose:** The emergent field of Internet of Things (IoT) has been evolving rapidly with a  
12 geometric growth in the number of academic publications in this field. The purpose of this study  
13 is to review the literature of IoT in past 16 years using rigorous bibliometric and network analysis  
14 tools, offering at the same time future directions for the IoT research community and  
15 implications for managers and decision makers.  
16  
17

18  
19  
20 **Design/methodology/approach:** We adopted the techniques of bibliometric and network  
21 analysis. The paper reviewed the articles published on IoT from 2000 to 2015.  
22  
23

24 **Findings:** This study identifies (i) top contributing authors (ii) key research topics related to the  
25 field (iii) the most influential works based on citations and PageRank and (iv) established and  
26 emerging research clusters. Scholars are encouraged to further explore this topic.  
27  
28

29  
30 **Research limitations/implications:** This study focuses only on vision and applications of IoT.  
31 Scholars may explore various other aspects of this area of research.  
32

33  
34 **Originality/value:** To the best of authors' knowledge, this is the first study to review the  
35 literature on IoT by using bibliometric and network analysis techniques. The study is unique as it  
36 spans a long time period of 16 years (2000-2015). Our study proposes a five-cluster classification  
37 of research themes that may inform current and future research in IoT.  
38  
39

40 **Keywords:** Internet of Things, Vision, Applications, Bibliometrics, Network analysis.  
41  
42

43 **Paper type:** Literature review  
44  
45  
46

47 **1. Introduction**  
48

49  
50 Recent years have witnessed the growing use of Internet as billions of people browse the web to  
51 access multimedia content and services, send and receive electronic mails, play games, and  
52 perform various tasks. This use creates a global platform for machines and smart objects to  
53 communicate, dialogue, compute, and coordinate (Miorandi et al., 2012), which in turn builds up  
54 a strong connection among the users of smart devices worldwide. Apart from connecting the  
55 users to the Internet, these devices play a crucial role in linking-up the physical world with the  
56  
57  
58  
59  
60

1  
2  
3 cyber world (Conti et al., 2012). This has given birth to the next generation of embedded ICT  
4 systems, commonly known as Cyber-Physical Systems (CPS) (Poovendran, 2010; Park et al.,  
5 2012), which integrate computational devices with the physical environment. CPS is composed  
6 of four technologies: automation of knowledge work, Internet of Things, advanced robotics, and  
7 autonomous/near-autonomous vehicles. Looking at the economic value generated by these  
8 technologies, it can be clearly observed that IoT, with an estimated value of 36 trillion of dollars,  
9 creates the highest economic impact (McKinsey Global Institute, 2013).

10  
11  
12  
13  
14  
15 The term “Internet of Things” (IoT) came into existence when Kevin Ashton used it for the first  
16 time in 1999 to represent the globally emerging Internet-based information service architecture  
17 (Ashton, 2009). Weber (2009) defined IoT as *“an emerging global, Internet-based information service*  
18 *architecture facilitating the exchange of goods in global supply chain networks ... on the technical basis of the*  
19 *present Domain Name System; drivers are private actors”*. IoT facilitates a safe and trustworthy way of  
20 exchanging information related to goods and services in a global supply chain. It acts as a pillar  
21 for ubiquitous computing that opens the door for smart environments to spot and track items,  
22 and collect information from the Internet for their proper functioning. In doing so, members of  
23 MIT Auto-ID Center developed Electronic Product Code (EPC) that serves as a universal  
24 identifier for any specific item (Gama et al., 2012; EPC Global Inc., 2011). The main objective  
25 behind this development was to spread awareness about the use of Radio-Frequency  
26 Identification (RFID) globally. But, these days, the idea of “Thing” is not only restricted to  
27 RFID. It has expanded to include any real or physical object (e.g., RFID, sensor, actuator, smart  
28 item), “spime” data object as well as any virtual or digital system, which is capable of moving in  
29 time and space. These entities can be identified uniquely through the identification details  
30 (numbers, names and/or location addresses) assigned to them. Thus, the “Thing” can be read,  
31 recognized, located, addressed and controlled effortlessly by using Internet (Borgia, 2014).

32  
33  
34  
35  
36  
37  
38  
39  
40  
41  
42  
43 Internet of Things has simplified our day-to-day lives by creating smart objects, applications and  
44 services, which ensure safety and security during the information exchange process. Indeed, IoT  
45 has the ability to influence economic activity across industries and affect their strategic decisions,  
46 investments and productivity (Borgia, 2014). Mandel (2014) visualized that US GDP will  
47 approximately increase by 2 to 5% by the end of 2025. At present, digital industries contribute  
48 about 20% of the GDP while the rest 80% comes mainly from physical industries, i.e.,  
49 agriculture, construction, manufacturing, energy, transportation, and healthcare. Therefore, IoT  
50 aims to transform the way in which physical industries do business by connecting them to the  
51 computerized world.  
52  
53  
54  
55  
56  
57  
58  
59  
60

1  
2  
3 In recent years, scholars (Borgia, 2014; Whitmore et al., 2014; Madaham et al., 2015; Russo et al.,  
4 2015) have attempted to review the literature on IoT by focusing on its vision, concepts,  
5 applications and features. Although these studies have provided insight into the field of IoT, they  
6 have not conducted additional analysis via rigorous bibliometric and network analytics tools.  
7 Such an analysis can help in refining the established and emerging areas of research, and in  
8 researchers acknowledging the different schools of thought and relevant applications of IoT.  
9 Moreover, the meaning of the term 'IoT' itself is continuously evolving since the technologies  
10 and ideas which drive it are also changing. These challenges signify the reason for considering  
11 IoT's vision and applications in our study.

12  
13 To address this gap, this study reviews the literature from 2000-2015 on IoT using bibliometric  
14 and network analytics tools. We review, refine, and analyse a set of 1777 articles to obtain the  
15 most influential works, research themes, and researchers. We propose a five-cluster classification  
16 of research themes that provides additional insights on the current field and potential future  
17 research directions have been obtained.

18  
19 In the next section, we present our methodological considerations and initial results of our  
20 review. Then we review the literature on vision and applications of IoT which is followed by a  
21 detailed analysis using the technique of bibliometric and network analysis. The paper ends with  
22 conclusion, limitations and future research directions.

## 2. Research methodology

23  
24 Literature review maps and assesses the relevant literature in order to find out the possible  
25 research gaps which would be beneficial in further strengthening of the knowledge (Tranfield et  
26 al., 2003). In this paper we followed (i) Saunders et al. (2009) and their conceptualisation of  
27 literature review as an adaptive cycle which involves the process of defining relevant keywords,  
28 conducting literature search and finally, performing analysis, (ii) the approach proposed by  
29 Rowley and Slack (2004): scanning documents, making notes, structuring the literature review,  
30 writing the literature review, and building the bibliography, and (iii) Fahimnia et al. (2015) and  
31 their review of green supply chain literature using bibliometric and network (citation and co-  
32 citation) analysis.

### 2.1 Keyword search and data collection

The articles were collected using Scopus database only. The reason is that Scopus is the largest abstract and citation database covering more than 20,000 peer-reviewed journals in the fields of science, technology, medicine, social sciences, and arts and humanities, which belong to, inter alia, the publishing houses of Elsevier, Emerald, Informs, Taylor and Francis, Springer and Inderscience (Fahimnia et al., 2015). According to Yong-Hak (2013), Scopus database is more comprehensive than Web-of-Science (WoS) database because WoS includes only ISI indexed journals which is further limited to only 12,000 titles. In fact, Chicksand et al. (2012) noted that Scopus is a good source of supply chain peer reviewed articles.

Keeping in mind the objective of this paper, we chose the keywords which fully cover IoT vision and applications. Hence, we used the following keywords for the process of data collection: ‘Internet of Things’, ‘Vision of Internet of Things’, and ‘Applications of Internet of Things’. Through these keywords, three different combinations were made: (1) Internet of Things, (2) Vision AND IoT and (3) Applications AND IoT. We searched for the aforementioned keywords in “title, abstract, keywords” of articles belonging to Scopus database. The initial search resulted in 1777 articles. The number of articles obtained for each combination of keywords is shown in Table 1. The results containing the necessary information such as title of the paper, authors' names and affiliations, abstract, keywords and references, were then saved in RIS format.

**Table 1: Initial results**

Search keywords	Search results (no. of papers)
Internet of Things	986
Vision AND <u>IoT</u>	426
Applications AND <u>IoT</u>	365
Total	1777

While refining the search results, we removed the duplicates as there is a possibility that few articles may belong to more than one combination of keywords. On eliminating such duplications, we were left with 1556 papers. Since Rodriguez et al. (2004) categorised articles and reviews as “certified knowledge”, we restricted ourselves to only scientific publications (articles and reviews) that appeared in peer reviewed journals. Unpublished articles, working papers and magazine articles were excluded during data purification process. This search resulted in 923 relevant documents, published during 16-year period i.e., 2000-2015. Table 2 shows the breakdown of refined search results for each of the three combination of keywords. For carrying

out these refinements in the RIS file, Endnote bibliography software was used. Then, the final RIS data file was stored for future analysis.

**Table 2: Refined search results**

Search keywords	Search results (no. of papers)
Internet of Things	458
Vision AND <u>IoT</u>	270
Applications AND <u>IoT</u>	195
Total	923

In the next step, we excluded those articles that were not included in the well-known journals i. It was found that these journals have published 146 articles. The number of articles published per journal is shown in Table 3.

**Table 3: Journal wise publication breakdown table**

Journals	Number of articles
Personal and Ubiquitous Computing	25
International Journal of Production Economics	11
International Journal of Production Research	5
Computers and Security	6
IEEE Security and Privacy	5
IEEE Internet of Things Journal	42
Network Security	7
Computer Law and Security Review	9
Electronic Design	13
Journal of Information and Computational Science	9
Logistics Journal	6
Computer Networks	6
Future Generation Computer Systems	2
Total	146

Figure 1 demonstrates the changing pattern of publications in each year, starting from 2009 to 2015. It can be clearly seen from the figure that the number of publications on IoT before 2013 increased slowly, but in the last 3 years, it has been increasing dramatically.

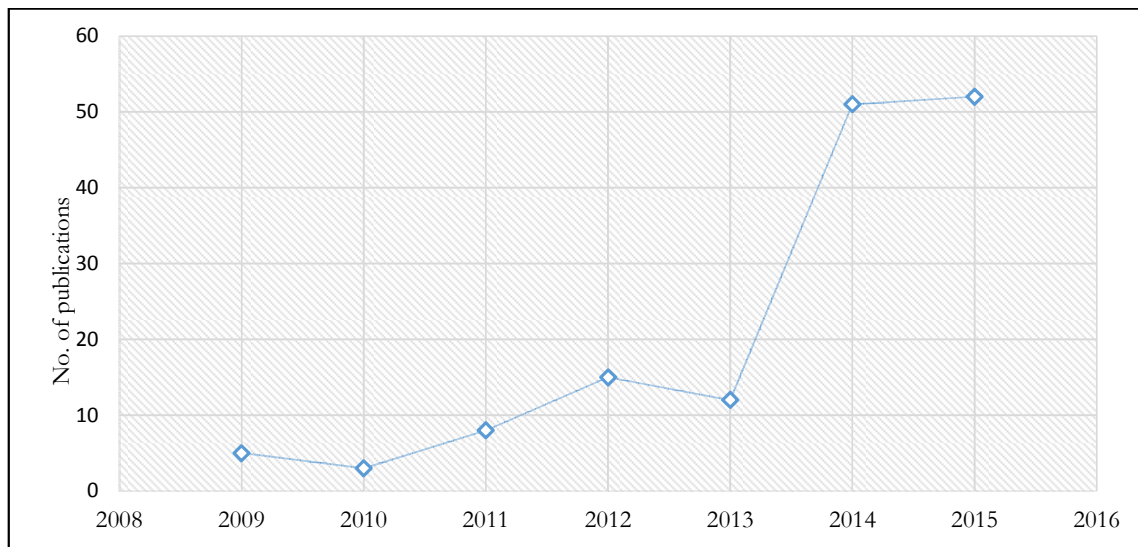


Figure 1: Distribution of articles published (from 2008 to 2015)

#### 2.4 Data analysis

The output of our data analysis was used to conduct our analysis with bibliometric and network analytics tools. To conduct bibliometric analysis, different software packages are available with own capabilities and limitations. The most commonly used software for this purpose are 'Publish or Perish', 'HistCite', and 'BibExcel'. There were two main reasons for selecting BibExcel software in this study. First, it is highly flexible in altering the data imported from databases such as Scopus and WoS, and second, it is able to offer an extensive data analysis which can be further used by network analysis tools. Other tools, such as HistCite can only work with data imported from WoS while Publish or Perish works with Google Scholar and Microsoft Academic Search. It is worth mentioning here that apart from BibExcel, the other tools do not generate data for future network analysis.

The analysis of data for the bibliometric analysis was conducted in two stages. In the first stage, bibliometric analysis was performed using BibExcel software which provides data statistics containing author, affiliation and keyword statistics. We opted for BibExcel software because it is flexible enough to handle huge amount of data and is also compatible with other applications such as, Excel, Pajek and Gephi (Persson et al., 2009). The data entered in BibExcel is in RIS format and contains all the necessary bibliographic information related to the papers. In our analysis, we mainly concentrated on information regarding authors, title, journal, publication year, keywords, affiliations, and references. During these analyses, the RIS file is converted into

1  
2  
3 different formats and, as a result, various file types are produced. To get a thorough knowledge  
4 about the processes and applications of BibExcel, readers may refer to Paloviita (2009) and  
5 Persson et al. (2009).  
6  
7

8  
9 In the second stage, network analysis was done which makes use of the data prepared in  
10 BibExcel software. To conduct this analysis, Gephi was chosen. Besides Gephi, the most widely  
11 used tools for conducting any network analysis are Pajek (Batagelj and Mrvar, 2011), VOSviewer  
12 (van Eck and Waltman, 2013), and HistCite Graph Maker. For carrying out this study, we  
13 preferred Gephi because it provides flexible visual aids, powerful filtering techniques, inherent  
14 toolkit for network analysis and capability to handle different data formats. In addition, the other  
15 network analysis software lack one or the other property of Gephi. For instance, HistCite graph  
16 maker accepts WoS data files, Pajek can only handle .Net files and VOSviewer has limited tools  
17 for performing network analysis. Gephi is an important open source software package which  
18 makes use of a 3D render engine to make large networks in real time (Gephi, 2013). Owing to its  
19 flexible and multi-task architecture, it can easily handle complicated datasets and generate  
20 insightful visualization. Bastian et al. (2009) noted that Gephi provides “easy and broad access to  
21 network data and assist in specializing, filtering, navigating, manipulating and clustering of data”.  
22 Before going for visualization and mapping in Gephi, a dataset containing published papers,  
23 which is denoted by nodes, and their citations, represented by the arcs or edges between the  
24 nodes, must be prepared. Thus, the bibliographic data which is downloaded from Scopus and  
25 saved in RIS format cannot be used directly, and in this situation, BibExcel software acts as a  
26 mediator which reformats the original data file to graph dataset or .NET file. This file is saved  
27 for future network analysis in Gephi.  
28  
29  
30  
31  
32  
33  
34  
35  
36  
37  
38  
39  
40  
41  
42

### 43 **3. Review of the literature on Internet of Things**

44 This section is broadly divided into two major areas of literature, that is, vision of IoT, and  
45 applications of IoT.  
46  
47  
48  
49

#### 50 **3.1 Internet of Things: Vision**

51  
52 The phrase “Internet of Things” originated at MIT Auto-ID Center and Kevin Ashton was the  
53 first to introduce it in 1999 during a presentation held at Procter & Gamble (Ashton, 2009).  
54 Ashton visualized that the physical world can be connected to the Internet via sensors and  
55 actuators which are capable of providing real time information and hence benefit our lives in  
56  
57  
58  
59  
60



1  
2  
3 several ways. This concept came into public eye when International Telecommunications Union  
4 (ITU) published its first report on this subject in 2005. By adopting an integrated and  
5 comprehensive approach, ITU suggested that *“Internet of Things will connect the world's objects in both  
6 a sensory and intelligent manner through combining technological developments in item identification (“tagging  
7 things”), sensors and wireless sensor networks (“feeling things”), embedded systems (“thinking things”) and  
8 nanotechnology (“shrinking things”).* In 2009, the Cluster of European Research projects (CERP)  
9 gave its vision on IoT by combining different ideas and technical components of Pervasive  
10 Computing, Ubiquitous Computing and Ambient Intelligence. They defined IoT as *“a dynamic  
11 global network infrastructure with self-capabilities based on standard and interoperable communication protocols  
12 where physical and virtual “things” have identities, physical attributes, virtual personalities and use intelligent  
13 interfaces, and are seamlessly integrated into the information network”* (Jain et al., 2009).

14  
15  
16  
17  
18  
19  
20  
21  
22 The RFID group views IoT as *“the worldwide network of interconnected objects uniquely addressable based  
23 on standard communication protocols”*. In their work on IoT, the CERP expected “Things” to *“become  
24 active participants in business, information and social processes where they are enabled to interact and communicate  
25 among them-selves and with the environment by exchanging data and information “sensed” about the environment,  
26 while reacting autonomously to the “real/physical world” events and influencing it by running processes that trigger  
27 actions and create services with or without direct human intervention”*. CERP’s vision of IoT has been  
28 extended by Uckelmann et al. (2011) to form a blend of two different concepts: Web 2.0 and  
29 self-sustainability. Specifically, Web 2.0 technology uses simple and instinctive interfaces that  
30 enables users to make their web contributions, irrespective of their technical capabilities. This  
31 interaction between Things and users is of central importance because it will be one of the key  
32 issues in the future Web of Things. Uckelmann et al. (2011) combined these concepts and gave  
33 their own vision of IoT: *“the future Internet of Things links uniquely identifiable things to their virtual  
34 representations in the Internet containing or linking to additional information on their identity, status, location or  
35 any other business, social or privately relevant information at a financial or non-financial pay-off that exceeds the  
36 efforts of information provisioning and offers information access to non-predefined participants. The provided  
37 accurate and appropriate information may be accessed in the right quantity and condition, at the right time and  
38 place at the right price. The Internet of Things is not synonymous with ubiquitous/pervasive computing, the  
39 Internet Protocol (IP), communication technology, embedded devices, its applications, the Internet of People or the  
40 Intranet/Extranet of Things, yet it combines aspects and technologies of all of these approaches”*.

41  
42  
43  
44  
45  
46  
47  
48  
49  
50  
51  
52  
53 Atzori et al. (2010) pin-pointed three viewpoints for defining IoT: Things-oriented (sensors),  
54 Internet-oriented (middleware) and Semantic-oriented (knowledge). From a Things-oriented  
55 perspective, IoT is not merely the identification of objects but provides a much broader vision.  
56  
57  
58  
59  
60 The internet-oriented perspective emphasizes that efficient links should be established between

1  
2  
3 devices by taking advantage of the IP protocol and focusing on the networking paradigm. The  
4 semantic-oriented perspective aims at using semantic technologies for handling the large amount  
5 of data which is being generated from various IoT objects (Borgia, 2014). With reference to  
6 Atzori's vision of IoT, Gubbi et al. (2013) noted that benefits of IoT can be realised only when  
7 these three paradigms coincide. In the context of smart environments, Gubbi et al. (2013)  
8 defined IoT as the *“Interconnection of sensing and actuating devices providing the ability to share information  
9 across platforms through a unified framework, developing a common operating picture for enabling innovative  
10 applications. This is achieved by seamless ubiquitous sensing, data analytics and information representation with  
11 Cloud computing as the unifying framework”*. Recently, Borgia (2014) suggested that a complete vision  
12 of IoT can be observed via 6As, that is, “Anytime-Anywhere”, “Anyone-Anything” and “Any  
13 path/network-Any service”.

### 24 **3.2 Internet of Things: Applications**

25  
26 Following our review, we have categorized IoT applications into four major domains, that is,  
27 ‘Industry domain’, ‘Healthcare domain’, ‘Smart environments domain’, and ‘Personal and Social  
28 domain’.

#### 34 *3.2.1 Industry domain*

35  
36 The real time information provided by RFID and Near Field Communication (NFC) technology  
37 helps in keeping track of every activity in a supply chain, starting from product design to  
38 distribution and then final delivery of products to the end users. In doing so, organizations can  
39 obtain accurate and timely information related to the products that can help organizations  
40 respond to the market changes in shortest possible time. As an outcome, smart/advanced  
41 organizations (e.g. Wal-Mart and Metro) can meet changing customer requests promptly and  
42 with zero safety, stock whereas traditional organizations take approximately 120 days to meet  
43 this demand (Yuan et al., 2007). According to Karpischek (2009), shop assistants can provide up-  
44 to-date product information to the customers by having real time access to the ERP system. The  
45 real time information provided by RFID-based objects and smart shelves helps smart systems in  
46 reducing the level of material wastage, thereby saving cost and increasing profit margin. IoT  
47 applications can also be seen in the automobile industry. For instance, sensors installed in the  
48 vehicles can monitor its each and every detail (such as, tire pressure, motor data, fuel  
49  
50  
51  
52  
53  
54  
55  
56  
57  
58  
59  
60

1  
2  
3 consumption, location, speed, distance from other vehicles) and then transfer the gathered data  
4 to the central system (Hank et al., 2013).  
5  
6  
7

### 8 9 *3.2.2 Healthcare domain*

10  
11 Internet of Things has several potential benefits in medical and healthcare sectors. Smart  
12 tracking devices help in detecting a moving person or item. IoT involves real time location  
13 tracking as well as movement tracking at choke points, where the former may be used to identify  
14 and track the location of a patient in a hospital, and the latter may help in monitoring the  
15 movement of patients through entry and exit points of a ward. In addition, these devices help in  
16 continuously managing the inventory status and monitoring the movement of materials within a  
17 hospital (Atzori et al., 2010). Other relevant applications aim at identifying patients and infants  
18 and at avoiding incidents such as infant mismatching, wrong dosage of medicines, and incorrect  
19 procedures. These incidents can be minimized by maintaining an electronic medical record  
20 system that contains information of all in- and out-patients. In fact, patients' conditions can be  
21 analysed by using sensor devices that help in obtaining real time information related to patients'  
22 health. The data generated through these devices can be then transferred to medical staff for  
23 further diagnosis by using communication technologies (such as, Bluetooth, Zig Bee, Wireless  
24 HART, and ISA100).  
25  
26  
27  
28  
29  
30  
31  
32  
33  
34  
35  
36

### 37 *3.2.3 Smart environments domain*

38  
39 Internet of Things may enhance the quality of people's life in several ways. Nowadays, vehicles  
40 with mobile sensors get detailed information related to traffic density or surface conditions of  
41 the road as compared to the fixed sensors which were used earlier (Ganti et al., 2011). Moreover,  
42 the data gathered from these sensors can be then transmitted to control centers via vehicle-to-  
43 vehicle (V2V) and vehicle-to-infrastructure (V2I) communication systems. Additionally,  
44 Polycarpou et al. (2013) identified the application of IoT in parking systems. Its application may  
45 help drivers in finding a parking lot as per their convenience and preference, thereby saving time  
46 and fuel, while bringing down the level of carbon footprint. Sensors located at parking lots ease  
47 the work of municipalities by detecting the illegally parked vehicles which can be then towed  
48 away. The payment systems at toll booths and parking lots can be made easy and smooth. The  
49 drivers may adopt NFC technology in their mobile phones for payments at parking and use  
50 RFID-based electronic system for toll collection (Qadeer et al., 2009). In addition, IoT may find  
51  
52  
53  
54  
55  
56  
57  
58  
59  
60

1  
2  
3 its applications in transforming the traditional gym to smart gym. The gym trainer can feed the  
4 exercise description in the training machine for each trainee. The RFID tag in the machine can  
5 then automatically identify the trainee and monitor the health parameters throughout the training  
6 session (Atzori et al., 2010). Further applications can be observed in entertainment and tourism  
7 sectors. In this regard, Amato et al. (2012) mentioned that smart phone users can obtain  
8 information related to monuments and tourist places.  
9  
10  
11  
12

### 13 14 15 16 *3.3.4 Personal and social domain*

17  
18 Many benefits are provided by IoT to the personal and social domain. A broad range of  
19 applications can be generated by combining sensors and smart devices (e.g., broadband gateways,  
20 mobile phones, laptops, PCs, TV, speakers, appliances, plugs, surveillance cameras and lights).  
21 Computerized home systems enable residents to control every activity remotely via web  
22 applications. Chen et al. (2013) suggested that users can live a comfortable life if their smart  
23 phones act as a remote control for managing all the household appliances and their habits are  
24 continuously monitored by tracking their mobile phones. As an example, by analysing the  
25 information flow, a system can learn a person's schedule, and thus perform automatic functions  
26 such as unlocking the door and switching on the lights. In the context of loss and theft, a web-  
27 based RFID application acts as a search engine for Things. It assists users in finding the lost  
28 objects by following their previous location records. Additionally, it alerts the user if any specific  
29 object is displaced from its original position. For instance, the user may receive an SMS via  
30 application if the stolen objects are taken out of any restricted area. Moreover, social domain  
31 applications allow easy communication among people so that they can build and maintain strong  
32 social relationships. Social networking enables an automatic update of our social activities on  
33 social networking sites such as Twitter and Facebook.  
34  
35  
36  
37  
38  
39  
40  
41  
42  
43  
44  
45  
46

### 47 **3.2 Internet of Things: influence of researchers**

48  
49 To analyse the influence of particular researchers, the author field was first extracted from the  
50 RIS data file and then the frequency of occurrence of each of these authors was noted. Table 4  
51 shows the top ten contributing authors along-with their number of publications. It can be clearly  
52 observed that Weber and Wang with 6 publications dominate the list, and is followed by Jara  
53 with 4 publications.  
54  
55  
56  
57  
58  
59  
60

Table 4: Top 10 contributing authors

Author	Number of published articles
Weber, R.H.	6
Wang, H.	6
Jara, A.J.	4
Guo, L.	3
Yang, J.	3
Ten Hompel, M.	3
Tao, F.	2
Li, J.	2
Ferrari, G.	2
Huang, G.Q.	2

### 3.3 Keyword statistics

A similar analysis was performed in order to identify the most commonly used words in the paper titles and the list of keywords. Table 5 and Table 6, show the top 20 keywords used in the paper titles and most popular keywords from the list of keywords, respectively. By comparing these two tables, it can be observed that there is a uniformity in the use of keywords in the title and the list of keywords. For instance, in both tables the top keywords include a combination of Internet of Things, vision and its applications. It is to be noted here that the most popular keywords which occur in Table 5 are actually the search keywords which we chose for this study.

Table 5: Top 20 keywords search results

Word	Frequency	Word	Frequency
Internet of things	114	Cloud computing	12
Internet	89	Ubiquitous computing	11
IoT	87	Supply chains	11
Internet of thing (IOT)	26	Supply chain management	10
Radio frequency identification (RFID)	23	IOT	10
Wireless sensor networks	23	Network security	10
Security	19	Mobile security	9
RFID	14	Information services	9
Vision	12	Semantic Web	8
Authentication	12	Algorithms	8

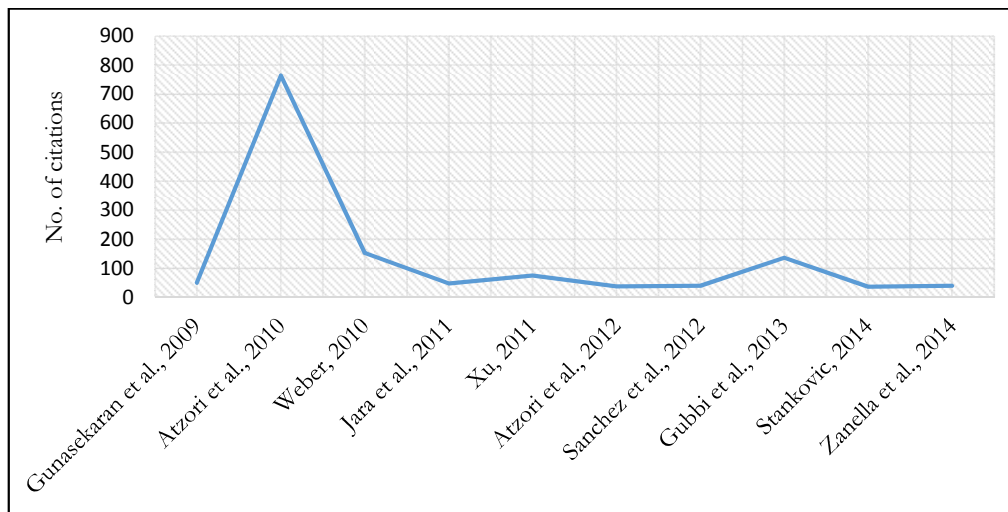
Table 6: Top 20 commonly used words in titles

Word	Frequency	Word	Frequency
Things	60	Systems	8
Internet	58	New	8
IoT	10	Information	8
RFID	10	Data	8
Supply	10	Management	8
Approach	10	Networks	7
Applications	10	Chain	7
Service	9	Security	7
Vision	8	Architecture	7
Privacy	8	Design	7

### 3.4 Network Analysis

#### 3.4.1 Citation analysis

The aim of citation analysis is to examine the citation frequency of a particular document. Garfield (1972) mentioned that the total number of citations on a scientific journal is an indication of its significance in that area of research. It has also been emphasized that the impact of heavily cited articles on scientific research is greater than that of less cited articles (Sharplin and Marby, 1985; Culnan, 1986). Through citation analysis, researchers can determine the time period during which the major articles in a field were published and how their popularity has evolved over time, and hence if an article is still useful for current research (Pilkington and Meredith, 2009). Although citation analysis has received a lot of criticism, it is regarded as one of the most commonly used techniques for analysing literature and identifying the most influential author, journal, or work in that particular area of research (Mac Roberts and Mac Roberts 1989, 2010; Vokurka 1996).



**Figure 2: Frequency distribution of top 10 cited articles**

Figure 2 demonstrates the top ten influential works published between 2000 and 2015. The most influential article during this period, having received 764 citations, is the work published by Atzori et al., (2010). These authors introduced and compared different visions of the IoT paradigm, that is, ‘Internet oriented’, ‘Things oriented’, and ‘Semantic oriented’. In addition, they discussed the enabling technologies and the potential applications of IoT. Another important contribution was by Weber (2010) who devoted to the study of privacy and security challenges related to IoT. This work received 153 citations which reflects the significance of the article in this field. Gubbi et al. (2013) provided a Cloud centric vision for IoT. They presented a case study of data analytics based on the ‘Aneka’ cloud platform which is based on interaction of private and public Clouds. The article received 136 citations and became the third most influential work of this period. Furthermore, the article by Xu (2011) which has been cited 75 times, increased the awareness of readers in terms of product quality and gave suggestions to explore the roles of service-oriented architecture, RFID, agents, work flow management, and IoT as enablers so that customer value can be improved in new product development. The impact of the work can be identified from the fact that until now 75 scientific articles have been published based on their work. A piece of work by Gunasekaran et al. (2009) that received 50 citations becomes the fifth most important article of this time period. The main motive behind their work was to understand the concept of e-procurement in SMEs. They developed a framework for the successful adoption of e-procurement. Table 7 shows the numbers of citations received by the influential articles.

**Table 7: Top ten articles based on citations**



Author (year)	Citations
Atzori et al. (2010)	764
Weber (2010)	153
Gubbi et al. (2013)	136
Xu (2011)	75
Gunasekaran et al. (2009)	50
Jara et al. (2011)	48
Zanella et al. (2014)	40
Sanchez et al. (2012)	40
Atzori et al. (2012)	38
Stankovic (2014)	37

### 3.4.2 PageRank analysis

To measure the importance of any article, several methods are available; one is Citation analysis which has been discussed above (Cronin and Ding, 2011). Ding et al. (2009) emphasized that significance of an article cannot be determined only by measuring the number of citations. Besides popularity, prestige which reflects that how many times an article has been cited by highly cited papers, is an important criteria. Although these measures may be positively correlated in some cases, it is not mandatory that a highly cited paper is also a prestigious paper. Brin and Page (1998) introduced PageRank as a measure for both popularity and prestige, and as an excellent way to prioritize the results of web keyword searches.

Suppose that article A has been cited by papers  $T_1, \dots, T_n$ . Define a parameter  $d$  as the damping factor, which represents the fraction of random walks that continue to propagate along the citations, and whose value is fixed between 0 and 1. Now, define  $C(T_i)$  as the number of times paper  $T_i$  has cited other papers. The PageRank of paper A, denoted by  $PR(A)$ , in a network of  $N$  papers is calculated as follows:

$$PR(A) = \frac{(1-d)}{N} + d \left( \frac{PR(T_1)}{C(T_1)} + \dots + \frac{PR(T_n)}{C(T_n)} \right)$$

It is important to note that if  $C(T_i) = 0$ , then  $PR(T_i)$  will be divided to the number of papers instead of  $C(T_i)$ . The value of parameter  $d$  has always been a point of debate. Brin and Page (1998) argued that in the original Google PageRank algorithm, the value of parameter  $d$  was

fixed at 0.85, while Chen et al. (2007) claimed that  $d=0.5$  is a more appropriate choice for carrying out PageRank analysis in citation networks.

Table 8 extrapolates the top 10 papers using PageRank analysis. When comparing Table 7 and Table 8, it is observed that the topmost paper based on citations is Atzori et al. (2010). It has still remained on the first position in the list of top ten high-PageRank papers. The second highly cited paper (that is, Weber (2010)) is not present in the list whereas, the third highly cited paper (Gubbi et al. (2013)) came down to the fourth position in Table 8. Atzori et al. (2012), ranked ninth in Table 7, is second in Table 8.

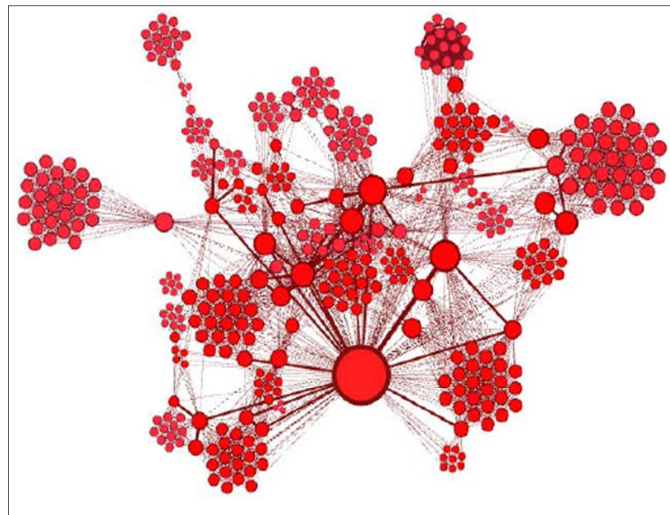
**Table 8: Top 10 articles based on PageRank**

Author (year)	Page Rank	Citations
Atzori et al., 2010	0.02149	764
Atzori et al., 2012	0.01093	38
Chui et al., 2010	0.00891	67
Gubbi et al., 2013	0.00885	136
Yu et al., 2010	0.00843	45
Gomez and Paradells, 2010	0.00809	119
Kranz et al., 2010	0.00806	89
Katasonov et al., 2008	0.00783	45
Miorandi et al., 2012	0.00768	343
Guinard et al., 2010	0.00763	256

### 3.4.3 Co-citation analysis

Co-citation analysis is a way to investigate the relationships between authors, topics, journals or keywords, thus explaining how these groups are related with each other (Small, 1973; Pilkington and Liston Heyes, 1999). It can be conducted either on the basis of authors, which helps in manifesting the social structure, or on the basis of publications, which reveals the intellectual structure of research field (Chen et al., 2010). Through co-citation analysis, the major research

clusters within a particular field and how they evolve and vary across different journals over time can be determined. According to Leydesdorff and Vaughan (2006: in Pilkington and Meredith, 2009), the data received through co-citation “can be considered as such linkage data among texts, while cited references are variables attributed to texts...one should realize that network data are different from attributes as data. From a network perspective, for example, one may wish to focus on how the network develops structurally over time.”



**Figure 3: Force Atlas layout of 172 nodes (articles)**

To perform co-citation analysis, a .NET file obtained for 146 articles in BibExcel is opened in Gephi. When the .NET file is opened for the first time, Gephi generates a random map which has no visible pattern. However, different layouts can be created by using various algorithms of Gephi. In this study, we used Force Atlas layout which is highly recommended by developers as it is easy to understand. In these networks, edges attract and nodes repulse each other. It is worth mentioning here that the values of repulsion strength, gravity, speed, node size and other characteristics can be altered manually (Bastian et al., 2009).

On performing co-citation mapping for the first time in Gephi, it was found that 186 articles out of a total of 492 have been co-cited by other papers within this sample. When the .NET file is initially opened, Gephi generates a random map which has no visible pattern. However, different layouts can be created by using various algorithms of Gephi. In this study, we used Force Atlas, a force driven algorithm which is highly recommended by developers as it is easy to understand (Fahimnia et al., 2015). In these networks, edges attract and nodes repulse each other. It is worth mentioning here that the values of repulsion strength, gravity, speed, node size and other

characteristics can be altered manually (Bastian et al., 2009). By using this algorithm, the nodes which are strongly connected move to the center of the network whereas, the less connected nodes move out to the boundaries.

The Force Atlas layout of 172 node co-citation map is shown in Fig. 3. The co-cited articles are connected with each other while, the poorly connected nodes shift away from the center. Moreover, the nodes which are isolated from rest of the network, also termed as ‘outliers’, are excluded for the purpose of data clustering, done in the next section. On excluding these outliers we are left with a network having 172 nodes and 862 edges.

#### 3.4.4 Data clustering: identifying research themes in the literature of Internet of Things

Data clustering is a technique to group a similar set of articles together (Radicchi et al., 2004). This can be done by grouping the nodes into clusters such that the edges between the nodes of the same cluster are denser as compared to those of different clusters (Clauset et al., 2004; Leydesdorff, 2011; Radicchi et al., 2004). Blondel et al. (2008) argued that the density of links inside communities versus the links between communities can be measured by Modularity. The default modularity tool in Gephi is based on Louvain algorithm, and the value of modularity index varies between -1 and +1. Blondel et al. (2008) gave the formula for calculating modularity index as follows:

$$Q = \frac{1}{2m} \sum_{ij} \left[ A_{ij} - \frac{k_i k_j}{2m} \right] \delta(c_i, c_j),$$

where  $A_{ij}$  represents the weight of the edge between nodes  $i$  and  $j$ ,  $k_i$  is the sum of the weights of the edges attached to node  $i$  ( $k_i = \sum_j A_{ij}$ ),  $c_i$  is the community to which vertex  $i$  is assigned,  $\delta(u, v)$  is equal to 1 if  $u = v$  and 0 otherwise, and finally  $m = (1/2) \sum_{ij} A_{ij}$ .

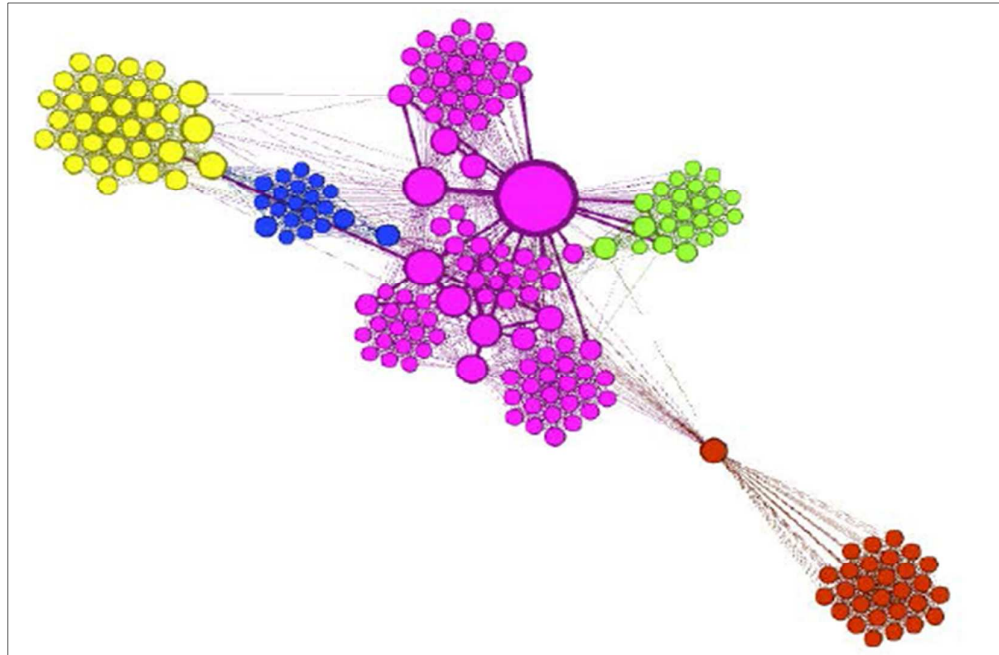


Figure 4: Structure of five clusters

On applying this algorithm to 172-node network, five major clusters were created. The positioning of and interaction among these clusters is depicted in Figure 4. It can be observed that the thickness of the arcs between the nodes vary from each other, where the thickness reflects the degree frequency for co-occurrence of any two papers in the reference list of other papers. The modularity index for this network was found to be 0.19. This indicates strong inter-relationship between the nodes of each cluster, as well as, between the nodes of different clusters. In view of Hjørland (2013), when two or more papers are often cited together, they probably share similar area of interest. Hence, a detailed analysis of papers belonging to one cluster can help in identifying the research area of that cluster. Since the number of papers in each cluster is high, we considered only the top publications of each cluster, on the basis of their co-citation PageRank. Table 9 shows the top publications of each cluster.

**Table 9: Top 10 papers of each cluster: co-citation PageRank measure**

Cluster 1	Cluster 2	Cluster 3
Atzori et al., 2010	Yu et al., 2010	Krantz et al., 2010
Atzori et al., 2012	Perera et al., 2014	Luo et al., 2007
Ashton, 2009	Kleinberg, 2000	Mousavi et al., 2005
Chui et al., 2010	Vlacheas, 2013	Nissen, 2001
Gubbi et al., 2013	Jin et al., 2014	Lyons et al., 2005
Gomez and Paradells, 2010	Huang et al., 2014	Mangina and Vlachos, 2005
Miorandi et al., 2012	Zhou et al., 2007	Oppong et al., 2005
Guinard et al., 2010	Mathur, 2010	Popova and Sharpanskykh, 2008
Bandyopadhyay and Sen, 2011	Newsome et al., 2004	Prisecaru, 2008
Kortuem et al., 2010	Pantelopoulou and Bourbakis, 2010	Papazoglou and Georgakopoulos, 2003
Cluster 4	Cluster 5	
Katsanov et al., 2008	Zorzi et al., 2010	
Meyer et al., 2009	Watts and Strogatz, 1998	
Smith, 1980	Stojmenovic and Wen, 2014	
Sarac et al., 2010	Weber, 2010	
Lim et al., 2013	Mohar, 1991	
Melski, 2008	Newman et al., 2001	
Zouaghi et al., 2010	Newman, 2003	
Riva, 2005	Mukherjee et al., 1994	
Reaidy et al., 2003	Molloy and Reed, 1995	
Reaidy et al., 2006	Ning et al., 2013	

In order to find out the area of research focus of each cluster, we carefully examined the contents and research areas of the leading papers. We found that research belonging to 1<sup>st</sup> cluster is mostly theoretical and conceptual. Researchers in this cluster review the literature and outline current and future challenges (e.g., Atzori et al., 2010; 2012). The aim of the 2nd cluster is to move ahead with well-established concepts and theories and implement them in different fields, including, for instance, IoT in smart cities and hospitals (e.g., Yu et al., 2010). Authors in 3rd cluster are mainly interested in studying the applications of IoT in logistics and supply chain (Luo et al., 2007; Krantz et al., 2010). Researchers belonging to 4<sup>th</sup> cluster concentrate at designing and planning of IoT whereas, the 5<sup>th</sup> cluster is devoted to study the security and privacy aspects of IoT (e.g., Katsanov et al., 2008; Zorzi et al., 2010). It can be observed that the first cluster is the most popular one, while there is a scope of future work in cluster 4<sup>th</sup> and 5<sup>th</sup>. Therefore, so far literature has mainly focused on reviewing the literature on IoT and suggesting potential applications in different contexts. Scholars are yet to conduct and report findings on case studies focusing on the adoption of IoT in these contexts, as well as the challenges that may come to the foreground during IoT adoption. Such studies would be important, since it is of crucial importance that information systems (IS) research and practice associates technology innovation with the context within which it is embedded (Avgerou, 2001). Furthermore, there are so far no studies focusing on providing particular frameworks or models on how IoT could be adopted, as well as whether/how IoT is different than other adoption processes of Information Systems, given that the number and type of IoT technology (and devices) is increasing exponentially every year (Guinard and Vlad, 2009). Finally, since IoT adoption would need to consider the wider socio-organizational context in which it will be embedded, there are yet studies to examine IoT



1  
2  
3 considering the local organizational, but also the national and international context, as well as  
4 both the technical/rational decisions and actions involved in the adoption process and the  
5 cultural, social and cognitive forces of such a process.  
6  
7  
8  
9

#### 10 11 **4. Discussion**

12  
13 In this paper we conducted a bibliometric and network analytics study of the literature related to  
14 IoT. This study was triggered because of two facts: firstly, the IoT literature is growing  
15 exponentially, but however the literature surrounding IoT is still underdeveloped; and secondly,  
16 IoT has attracted significant attentions from both academics and industry. However the majority  
17 of the literature stems from technology perspective. Research related to the adoption and  
18 applications of IoT in business –for instance in particular smart cities, hospitals and supply  
19 chains– are still underdeveloped. In the subsections that follow, we outline our theoretical  
20 contribution and the managerial implications of our work.  
21  
22  
23  
24  
25  
26  
27

##### 28 **4.1 Theoretical contributions**

29  
30 The current study provides a bibliometric and network analytics review of the literature on IoT,  
31 inspired by Fahimnia et al. (2015) and their review of the green supply chain management  
32 literature. No matter if we conducted our study in a time span of 16 years, the majority of articles  
33 have been published over the last 5 years. It is also worth mentioning that the top influential  
34 studies (as our findings suggest) come from few researchers. Our contribution lies in (i)  
35 identifying top contributing authors in the field as well as the key research topics and influential  
36 works based on citation analysis and PageRank; and (ii) proposing a five-cluster classification of  
37 the IoT research themes based on data clustering. Such a clustering is important, we believe,  
38 since it enables researchers not only to acknowledge the diversity of research in the field, but also  
39 because it provides those areas where more research would need to be conducted. Our study,  
40 hence, is differs from reviews such as Atzori et al. (2010) or Atzori et al. (2012) in that we are not  
41 only reporting different visions of IoT and enabling technologies or appropriate policies for the  
42 establishment and the management of social relationships through IoT. Research should not  
43 only focus on identifying the current and emerging technology solutions for IoT (Katasonov et  
44 al., 2008; Gomez and Paradells, 2010), but scholars should attend to the diverse socio-  
45 organizational, both local and international, context in which IoT is to be embedded (Avgerou,  
46 2001). The study of Krantz et al. (2010) that investigates human-computer interaction as enabled  
47 by IoT and related technologies we believe is to the right direction since it shifts the interest  
48  
49  
50  
51  
52  
53  
54  
55  
56  
57  
58  
59  
60



1  
2  
3 from the technology per se to how IoT is embedded within human interactions. Yet, there are  
4 studies to be conducted on the adoption process and the enablers, drivers, barriers, and models  
5 of IoT adoption by organizations and supply chains from both a technological and socio-  
6 organizational point of view. Furthermore, there are limited, if any, studies that look into the  
7 relationship between IoT adoption and increase of organizational and supply chain performance.  
8 Such studies are a necessity, given the recent focus on efficiency and sustainability within the  
9 supply chain, and the aim to use technological solutions that enable transparency and visibility at  
10 the lowest cost, energy consumption, and environmental footprint (e.g. Malhorta et al., 2013;  
11 Dubey et al., 2016). Finally, paraphrasing the endorsement of scholars (e.g. Holmstrom et al.,  
12 2009; Taylor and Taylor, 2009; Ketokivi and Choi, 2014) who suggest the use of alternative  
13 lenses to the study of operations management related phenomena, we would like to stress the  
14 importance of using alternative theories and mechanisms that look into the wider implications of  
15 IoT implementation and adoption. Therefore, based on the findings of this research we identify  
16 and propose the following questions:  
17

- 18 1. What are the drivers and barriers of IoT implementation and adoption?
  - 19 2. How can we explain IoT implementation and adoption using alternative organizational  
20 theories?
  - 21 3. How can we measure the impacts of IoT on organizational and supply chain performance?
  - 22 4. Can we propose a holistic model that explains the acceptance of IoT applications?
- 23  
24  
25  
26  
27  
28  
29  
30  
31  
32  
33  
34  
35  
36  
37  
38

#### 39 **4.2 Managerial implications**

40 Our study has the following managerial implications: firstly, it enables practitioners to  
41 acknowledge the vision and different applications of IoT, as well as the different focus of  
42 research clusters; secondly, suggests that managerial attention should be not only on the selection  
43 of technologies, but also on the wider socio-organizational implications of the IoT adoption for  
44 organizations and supply chains; and thirdly, it enables managers and decision makers to gain a  
45 holistic understanding of the implications of IoT so that they make better decisions with regards  
46 to its adoption and the necessary resources that need to be in place to facilitate the transition to  
47 the IoT era and the implications of IoT for achieving superior performance.  
48  
49  
50  
51  
52  
53  
54  
55  
56

#### 57 **5. Conclusions, limitations, and future research**

58  
59  
60

1  
2  
3 The study has reviewed and examined articles published over a period of 16 years (2000-2015) by  
4 using bibliometric and network analyses. The main objective of this study was to identify highly  
5 cited and co-cited works related to IoT offering future research directions to the IoT research  
6 community and implications for managers and decision makers. We have also proposed a five-  
7 cluster overview of research themes across IoT. Our results and five-cluster classification of IoT  
8 research illustrate the increasing importance of IoT, but on the other hand the studies that  
9 acknowledge the applications of IoT for organizations and supply chains and the wider socio-  
10 organizational context that needs to be considered; such studies are missing from the literature.  
11 Hence, the majority of the highly cited and co-cited works in the field are dominated by  
12 conceptualisations and there are few applications of IoT that include case studies, which would  
13 provide a more in-depth understanding of how IoT emerges, how it is adopted, and what the  
14 advantages and challenges from its use are. Furthermore, our findings highlight the need for  
15 alternative theories and lenses to be used in order to study IoT related phenomena. The findings  
16 of this study may help scholars in understanding (i) the concept of IoT; (ii) the changing research  
17 trends in the field of IoT, and those articles that have been influential in shaping research in  
18 these years; and (iii) intellectual structure of the field.

19  
20  
21  
22  
23  
24  
25  
26  
27  
28  
29  
30 The paper has the following limitations:

- 31  
32 1. The findings of the review are based on 15 peer reviewed journals with a focus on last 17  
33 years (2000-2016) publications. Certainly, this study may have missed articles published in  
34 other peer reviewed journals.
- 35  
36 2. The study adopted bibliometric technique of citation and co-citation analysis for reviewing  
37 the literature (Pilkington and Meredith, 2009). There may be other methods to be used for  
38 citation and co-citation analysis.
- 39  
40 3. We have used the method of citation analysis but did not focus on the impacts of self-  
41 citation. We acknowledge that citation studies tend to exclude self-citation, but today's  
42 Journal Impact Factor includes them. It may be that other studies could consider the effect  
43 of self-citations and see if current pattern changes by excluding or discounting the self-  
44 citation effects.
- 45  
46 4. We have used particular keywords ('Internet of Things') in our searches for abstract, title,  
47 and full text. However, the use of other keywords may generate different search results.
- 48  
49 5. We have classified IoT application into four categories. This classification is by no means  
50 exhaustive, and other scholars could use in their studies different classifications.
- 51  
52 6. The study has not taken into consideration the technologies and architectural elements of  
53 IoT (Gubbi et al, 2013; Borgia, 2014).

1  
2  
3  
4  
5  
6  
7  
8  
9  
10  
11  
12  
13  
14  
15  
16  
17  
18  
19  
20  
21  
22  
23  
24  
25  
26  
27  
28  
29  
30  
31  
32  
33  
34  
35  
36  
37  
38  
39  
40  
41  
42  
43  
44  
45  
46  
47  
48  
49  
50  
51  
52  
53  
54  
55  
56  
57  
58  
59  
60

Despite the aforementioned limitations, we believe that our current attempt will offer motivation to undertake research to advance IoT and theories to explain IoT related phenomena. We believe that the existing IoT literature can be further enriched through research that examines IoT using behavioural and organizational theories. Furthermore, research on IoT is in nascent stage, and hence we believe that use of research methods such as case studies, ethnography, grounded theory and action research can provide alternative angles to explain the complexity surrounding IoT. Furthermore, studies that shift the focus from purely technological to the socio-organizational implications of IoT adoption, and that suggest holistic models of IoT adoption and implementation would benefit both researchers and managers who would like to further explore IoT. Finally, studies (both case studies and surveys) that explore the drivers and barriers of IoT implementation and adoption as well as its impact on the environment and performance would be strongly needed.

## References

- Amato, G., Falchi, F., Rabitti, F. (2012), "Landmark recognition in VISITO Tuscany", in: C. Grana, R. Cucchiara (Eds.), *Multimedia for Cultural Heritage, Communications in Computer and Information Science*, Vol. 247, Springer, Berlin Heidelberg, pp. 1–13.
- Ashton, K. (2009), "That "Internet of Things" thing", *RFID Journal*.
- Atzori, L., Iera, A., Morabito, G. (2010), "The Internet of Things: A survey", *Computer Networks*, Vol. 54, No. 15, pp. 2787–2805.
- Atzori, L., Iera, A., Morabito, G., Nitti, M. (2012), "The Social Internet of Things (SIoT) - When social networks meet the Internet of Things: Concept, architecture and network characterization", *Computer Networks*, Vol. 56, No.16, pp. 594-3608.
- Avgerou, C. (2001), "The significance of context in information systems and organizational change", *Information systems journal*, Vol. 11, No.1, pp. 43-63.
- Bandyopadhyay, D., Sen, J. (2011), "Internet of things: Applications and challenges in technology and standardization", *Wireless Personal Communications*, Vol. 58, No. 1, pp. 49-69.
- Bastian, M., Heymann, S., Jacomy, M. (2009), "Gephi: an open source software for exploring and manipulating networks". In: *Proceedings of the Third International AAAI Conference on Weblogs and Social Media*, AAAI Publications, <http://www.aaai.org/ocs/index.php/ICWSM/09/paper/view/154/>.
- Batagelj, V., Mrvar, A. (2011), "Pajek: Program for Analysis and Visualization of Large Networks – Reference Manual", University of Ljubljana, Slovenia.
- Blondel, V. D., Guillaume, J. L., Lambiotte, R., Lefebvre, E. (2008), "Fast unfolding of communities in large networks", *Journal of Statistical Mechanics: Theory and Experiment*, P10008.

- 1  
2  
3 Borgia, E. (2014), "The Internet of Things vision: Key features, applications and open issues,"  
4 Computer Communications, Vol. 54, pp. 1–31.  
5  
6 Brin, S., Page, L. (1998), "The anatomy of a large-scale hypertextual Web search engine",  
7 Computer Networks and ISDN Systems, Vol. 30, No. 1-7, pp. 107–117.  
8  
9 Chen, T. S., Tsai, H. W., Chang, Y. H., Chen, T. C. (2013), "Geographic converge cast using  
10 mobile sink in wireless sensor networks", Computer Communication, Vol. 36, No. 4, pp.  
11 445–458.  
12  
13 Chicksand, D., Watson, G., Walker, H., Radnor, Z., Johnston, R. (2012), "Theoretical  
14 perspectives in purchasing and supply chain management: an analysis of the literature",  
15 Supply Chain Management, Vol. 17, No. 4, pp. 454–472.  
16  
17 Chui, M., Löffler, M., Roberts, R. (2010), "The Internet of Things", McKinsey Quarterly, March,  
18 pp. 1–9.  
19  
20 Clauset, A., Newman, M.E.J., Moore, C. (2004), "Finding community structure in very large  
21 networks", Physical Review E, Vol. 70, No. 6, pp. 1-6.  
22  
23 Conti, M., Das, S.K., Bisdikian, C., Kumar, M., Ni, L.M., Passarella, A., Roussos, G., Tröster,  
24 G., Tsudik, G., Zambonelli, F. (2012), "Looking ahead in pervasive computing: challenges  
25 and opportunities in the era of cyber-physical convergence", Pervasive and Mobile  
26 Computing, Vol. 8, No. 1, pp. 2–21.  
27  
28 Culnan, M. (1986), "The intellectual development of management information systems",  
29 Management Science, Vol. 32, No. 2, pp. 156-172.  
30  
31 Ding, Y., Cronin, B. (2011), "Popular and/or prestigious? Measures of scholarly esteem",  
32 Information Processing Management, Vol. 47, No. 1, pp. 80–96.  
33  
34 Ding, Y., Yan, E., Frazho, A., Caverlee, J. (2009), "PageRank for ranking authors in co-citation  
35 networks", Journal of the American Society for Information Science and Technology, Vol.  
36 60, No. 11, pp. 2229–2243.  
37  
38 Dubey, R., Gunasekaran, A., Childe, S., Papadopoulos, T., and Fosso-Wamba, S. (2016), "World  
39 Class Sustainable Supply Chain Management: critical review and further research  
40 directions". International Journal of Logistics Management. DOI: 10.1108/IJLM-07-2015-  
41 0112.  
42  
43 EPC Global Inc., GS1 EPC Tag Data Standard 1.6, (2011)  
44 <<http://www.gs1.org/gsm/kc/epcglobal/tds/tds16-RatifiedStd-20110922.pdf>>.  
45  
46 Fahimnia, B., Sarkis, J., Davarzani, H. (2015), "Green supply chain management: A review and  
47 bibliometric analysis", International Journal of Production Economics, Vol. 162, No. , pp.  
48 101–114.  
49  
50 Gama, K., Touseau, L., Donsez, D. (2012), "Combining heterogeneous service technologies for  
51 building an internet of things middleware", Computer Communications, Vol. 35, No. 4, pp.  
52 405–417.  
53  
54 Ganti, R., Ye, F., Lei, H. (2011), "Mobile crowd sensing: current state and future challenges,  
55 IEEE Communication Magazine, Vol.49, No. 11, pp. 32–39.  
56  
57 Garfield, E. (1972), "Citation Analysis as a Tool in Journal Evaluation", Science, Vol. 178, pp.  
58 471-479.  
59  
60

- 1  
2  
3 Gephi (2013), “Gephi – Makes Graphs Handy”.
- 4  
5 Gomez, C., Paradells, J. (2010), “Wireless home automation networks: A survey of  
6 architectures and technologies”, IEEE Communications Magazine, Vol. 48, No. 6, pp.  
7 92–101.
- 8  
9 Gubbi, J., Buyya, R., Marusic, S., Palaniswami, M. (2013), “Internet of Things (IoT): a vision,  
10 architectural elements, and future directions”, Future Generation Computer Systems, Vol.  
11 29, No.7, pp. 1645–1660.
- 12  
13 Guinard, D., Trifa, V., Karnouskos, S., Spiess, P., Savio, D. (2010), "Interacting with the soa-  
14 based internet of things: Discovery, query, selection, and on-demand provisioning of web  
15 services", IEEE Transactions on Service Computing, Vol. 3, No. 3, pp. 223-235.
- 16  
17 Guinard, D., Vlad, T. (April, 2009), “Towards the web of things: web mashups for embedded  
18 devices”, in: Proceedings of the International World Wide Web Conference 2009 (WWW  
19 2009), Madrid, Spain.
- 20  
21 Gunasekaran, A., McGaughey, R.E., Ngai, E.W.T., Rai, B.K. (2009), “E-Procurement adoption  
22 in the Southcoast SMEs”, International Journal of Production Economics, Vol.122, No. 1,  
23 pp.161-175.
- 24  
25 Hank, P., Müller, S., Vermesan, O., Keybus, J. V. D. (2013), “Automotive ethernet: invehicle  
26 networking and smart mobility”, Proceedings of the Conference on Design, Automation  
27 and Test in Europe (DATE'13), pp. 1735–1739.
- 28  
29 Hjørland, B. (2013), “Citation analysis: a social and dynamic approach to knowledge  
30 organization”, Information Processing Management, Vol. 49, No. 6, pp. 1313–1325.
- 31  
32 Holmstrom, J., Ketokivi, M., & Hameri, A.-P. (2009), “Bridging practice and theory: A design  
33 science approach”, Decision Sciences, Vol.40, No.1, pp.65-87.
- 34  
35 Huang, H., Zhu, J., Zhang, L. (2014), “An SDN\_based management framework for IoT  
36 devices”, In: 25th IET Irish Signals and Systems Conference and China-Ireland  
37 International Conference on Information and Communications Technologies (ISSC  
38 2014/CICT 2014), pp. 175–179.
- 39  
40 ITU Internet Reports (Nov., 2005), “The Internet of Things”.
- 41  
42 Jain, A. K., Hong, L., Pankanti, S. (Sep., 2009), “Internet of Things - Strategic Research  
43 Roadmap”, Tech. rep., Cluster of European Research projects on the Internet of Things,  
44 [http://www.internet-of-things-research.eu/pdf/  
45 IoTClusterStrategicResearchAgenda2009.pdf](http://www.internet-of-things-research.eu/pdf/IoTClusterStrategicResearchAgenda2009.pdf).
- 46  
47 Jara, A.J., Zamora, M.A., Skarmeta, A.F.G. (2011), “An Internet of things-based personal device  
48 for diabetes therapy management in ambient assisted living (AAL)”, Personal and  
49 Ubiquitous Computing, Vol. 15, No. 4, pp. 431-440.
- 50  
51 Jin, J., Gubbi, J., Marusic, S., Palaniswami, M. (2014), “An Information framework for creating a  
52 smart city through internet of things”, Internet of Things Journal, Vol. 1, No. 2, pp. 112–  
53 121.
- 54  
55 Karpischek, S., Michahelles, F., Resatsch, F., Fleisch, E. (2009), “Mobile sales assistant – an  
56 NFC-based product information system for retailers”, Proceedings of the First International  
57 Workshop on Near Field Communications, Hagenberg, Austria.
- 58  
59  
60

- 1  
2  
3 Katasonov, A., Kaykova, O., Khriyenko, O., Nikitin, S., Terziyan, V. (2008), "Smart semantic  
4 middleware for the Internet of Things", in: Proceedings of the Fifth International  
5 Conference on Informatics in Control, Automation and Robotics, Funchal, Madeira,  
6 Portugal.  
7
- 8 Ketokivi, M., & Choi, T. (2014), "Renaissance of case research as a scientific method", Journal of  
9 Operations Management, Vol.32, No.5, pp. 232-240.  
10
- 11 Kleinberg, J.M. (2000), "Navigation in a small world", Nature, Vol. 406, No. 845.  
12
- 13 Kortuem, G., Kawsar, F., Fitton, D., Sundramoorthy, V. (2010), "Smart objects as building  
14 blocks for the internet of things", IEEE Internet Computing, Vol. 14, No. 1, pp. 44-51.  
15
- 16 Kranz, M., Holleis, P., Schmidt, A. (2010), "Embedded Interaction. Interacting with the Internet  
17 of Things", IEEE Internet Computing, IEEE Computer Society.  
18
- 19 Leydesdorff, L. (2011), "Bibliometrics/citation networks", In: Barnett, G.A. (Ed.), Encyclopedia  
20 of Social Networks, SAGE Publications, Inc, Thousand Oaks, CA.  
21
- 22 Lim, M.K., Bahr, W., Leung, S.C.H. (2013), "RFID in the warehouse: a literature analysis (1995–  
23 2010) of its applications, benefits, challenges and future trends", International Journal of  
24 Production Economics, Vol. 145, No. 1, pp. 409–430.  
25
- 26 Luo, J., Xu, L., Jamont, J.-P., Zeng, L., Shi., Z. (2007), "A flood decision support system on agent  
27 grid: method and implementation", Enterprise Information Systems, Vol. 1, No. 1, pp. 49–  
28 68.  
29
- 30 Lyons, A., Mondragon, A.E.C., Bremang, A., Kehoe, D.F., Coleman, J. (2005), "Prototyping an  
31 information system's requirements architecture for customer driven supply-chain  
32 operations", International Journal of Production Research, Vol. 43, No. 20, pp. 4289–4319.  
33
- 34 MacRoberts, M.H., MacRoberts, B.R. (1989), "Problems of citation analysis: A critical review",  
35 Journal of the American Society for Information Science, Vol. 40, No. 5, pp. 342–349.  
36
- 37 MacRoberts, M.H., MacRoberts, B.R. (2010), "Problems of citation analysis: A study of uncited  
38 and seldom-cited influences", Journal of the American Society for Information Science and  
39 Technology, Vol. 61, No. 1, pp. 1-12.  
40
- 41 Madakam, S., Ramaswamy, R., Tripathi, S. (2015), "Internet of Things (IoT): A Literature  
42 Review", Journal of Computer and Communications, Vol. 3, No. 5, pp. 164-173. doi:  
43 10.4236/jcc.2015.35021.  
44
- 45 Malhotra, A., Melville, N.P., and Watson, R.T. (2013), "Spurring Impactful Research on  
46 Information Systems for Environmental Sustainability", Management Information System  
47 Quarterly, Vol. 37, No.4, pp. 1265-1274.  
48
- 49 Mandel, M. (July, 2014), "Can the internet of everything bring back the high-growth economy?"  
50 In: Internet of Everything Summit, Rome.  
51
- 52 Mangina, E., Vlachos, I. (2005), "The changing role of information technology in food and  
53 beverage logistics management", Journal of Food Engineering, Vol. 70, No. 3, pp. 403–420.  
54
- 55 Mathur, S., Jin, T., Kasturirangan, N., Chandrasekaran, J., Xue, W., Gruteser, M., Trappe, W.  
56 (2010), "ParkNet: Drive-by Sensing of Road-Side Parking Statistics", In Proceedings of the  
57 8th International Conference on Mobile Systems, Applications, and Services (MobiSys).  
58 ACM, San Francisco, California, USA, pp. 123–136.  
59  
60



- 1  
2  
3 McKinsey Global Institute (May, 2013), “Disruptive technologies: advances that will transform  
4 life, business, and the global economy”, Executive Summary.  
5  
6 Melski, A. , Müller, J., Zeier, A., Schumann, M. (2008), “Improving supply chain visibility  
7 through RFID data”, in Proceedings of the 1st IEEE International Workshop on RFID  
8 Data Management (RFDM). Cancun, Mexico, pp. 102–108.  
9  
10 Meyer, G.G., Främling, K., Holmström, J. (2009), “Intelligent products: A survey”,  
11 Computers in Industry, Vol. 60, No. 3, pp. 137-148  
12  
13 Miorandi, D., Sicari, S., Pellegrini, F.D., Chlamtac, I. (2012), “Internet of things: Vision,  
14 applications and research challenges” Ad Hoc Networks, Vol.10, pp.1497–1516.  
15  
16 Mohar, B. (1988), “The Laplacian spectrum of graphs”, In: Graph Theory, Combinatorics, and  
17 Applications, Kalamazoo, MI, Vol. 2, pp. 871-898, Wiley, New York (1991).  
18  
19 Molloy, M., Reed, B. (1995), “A critical point for random graphs with a given degree sequence”,  
20 Random Structures and Algorithms, Vol. 6, No. 2/3, pp. 161-179.  
21  
22 Mousavi, A., Sarhadi, M., Fawcett, S., Bowles, S., York, M. (2005), “Tracking and traceability  
23 solution using a novel material handling system”, Innovative Food Science and Emerging  
24 Technologies”, Vol. 6, No. 1, pp. 91–105.  
25  
26 Mukherjee, B., Heberlein, L., Levitt, K. (1994), “Network intrusion detection”, IEEE Networks,  
27 Vol. 8, No. 3, pp. 26-41.  
28  
29 Newman, M.E.J. The structure and function of complex networks. SIAM Rev. 2003; 45(2):167–  
30 256. doi: 10.1137/S003614450342480  
31  
32 Newman, M., Strogatz, S., Watts, D. (2001), “Random graphs with arbitrary degree distributions  
33 and their applications”, Physical Review E, Vol. 64, 6118.  
34  
35 Newsome, J., Shi, E., Song, D., Perrig, A. (2004), “The Sybil Attack in Sensor Networks:  
36 Analysis & Defenses”, In Proceedings of the 3rd international symposium on Information  
37 processing in sensor networks (2004) April, pp. 259-268.  
38  
39 Ning, H., Liu, H., Yang, L. (2013), “Cyberentity Security in the Internet of Things”, Computer,  
40 Vol. 46, No. 4, pp.46-53.  
41  
42 Nissen, M. (2001), “Agent-based supply chain integration”, Information Technology and  
43 Management, Vol. 2, No. 3, pp. 289–312  
44  
45 Oppong, S., Yen, D.C., Merhout, J.W. (2005), “A new strategy for harnessing knowledge  
46 management in e-commerce”, Technology in Society, Vol. 27, No. 3, pp. 413–435.  
47  
48 Paloviita, A. (2009), “Stakeholder perceptions of alternative food entrepreneurs”, World Review  
49 of Entrepreneurship, Management and Sustainable Development, Vol. 5, No. 4, pp. 395–  
50 406.  
51  
52 Pantelopoulos, A., Bourbakis, N. G. (2010), “A survey on wearable sensor-based systems for  
53 health monitoring and prognosis”, IEEE Transactions on Systems, Man and Cybernetics,  
54 Part C (Applications and Reviews), Vol. 40, No. 1, pp. 1–12.  
55  
56 Papazoglou, M. P., Georgakopoulos, D. (2003), “Service-oriented computing”, Communications  
57 of the ACM, Vol. 46, No. 10, pp. 24-28.  
58  
59 Park, K. J., Zheng, R., Liu, X. (2012), “Cyber-physical systems: milestones and research  
60 challenges”, Computer Communications, Vol. 36, No. 1, pp.1–7.



- 1  
2  
3 Perera, C., Zaslavsky, A., Christen, P., Georgakopoulos, D. (2014), "Context aware computing  
4 for the internet of things: A survey", IEEE Communications Surveys and Tutorials, Vol. 16,  
5 No. 1, pp. 414-454.  
6
- 7 Persson, O., Danell, R., Schneider, J.W. (2009), "How to use Bibexcel for various types of  
8 bibliometric analysis", In: Åstrom, F., Danell, R., Larsen, B., Schneider, J.W. (Eds.),  
9 Celebrating Scholarly Communication Studies.  
10
- 11 Pilkington, A., Liston-Heyes, C. (1999), "Is production and operations management a discipline?  
12 A citation/co- citation study", International Journal of Operations and Production  
13 Management, Vol. 19, No. 1, pp. 7-20.  
14
- 15 Pilkington, A., Meredith, J. (2009), "The evolution of the intellectual structure of operations  
16 management—1980–2006: a citation/co-citation analysis", Journal of Operations  
17 Management, Vol. 27, No. 3, pp. 185–202.  
18
- 19 Polycarpou, E., Lambrinos, L., Protopapadakis, E. (2013), "Smart parking solutions for urban  
20 areas", Proceedings of IEEE 14th International Symposium and Workshops on a World of  
21 Wireless, Mobile and Multimedia Networks (WoWMoM'13), pp. 1–6.  
22
- 23 Poovendran, R. (2010), "Cyber-physical systems: close encounters between two parallel worlds  
24 [point of view]", Proceedings of the IEEE, Vol. 98, No. 8, pp. 1363–1366.  
25
- 26 Popova, V., Sharpanskykh, A. (2008), "Process-oriented organization modeling and analysis",  
27 Enterprise Information Systems, Vol. 2, No. 2, pp. 161–193.  
28
- 29 Prisecaru, O. (2008), "Resource workflow nets: an approach to workflow modeling and  
30 analysis", Enterprise Information Systems, Vol. 2, No. 2, pp. 101–124.  
31
- 32 Qadeer, M., Akhtar, N., Govil, S., Varshney, A. (2009), "A novel scheme for mobile payment  
33 using RFID-enabled smart SIMcard", Proceedings of International Conference on Future  
34 Computer and Communication (ICFCC 2009), pp.339–343.  
35
- 36 Radicchi, F, Castellano, C, Ceconi, F, Loreto, V, Parisi, D (2004), "Defining and identifying  
37 communities in networks", Proceedings of the National Academy of Sciences of the United  
38 States of America, Vol. 101, No. 9, pp. 2658–2663.  
39
- 40 Ramos-Rodríguez, A.R., Ruiz-Navarro, J. (2004), "Changes in the intellectual structure of  
41 strategic management research: A bibliometric study of the Strategic Management Journal,  
42 1980-2000", Strategic Management Journal, Vol. 25, No. 10, pp. 981-1004.  
43
- 44 Reaidy, J., Massotte, P., Diep, D. (2006), "Comparison of negotiation protocols in dynamic  
45 agent-based manufacturing systems", International Journal of Production Economics, Vol.  
46 99, No. 1–2, pp. 117–130.  
47
- 48 Reaidy, P.J., Massotte, P., Liu, Y.J., Diep, D. (2003), "Intelligent agents for production systems",  
49 In: d'Amours, S., Guinet, A. (Eds.), Intelligent Agent-based Operations Management.  
50 Hermes Penton Science, London, pp. 147–164.  
51
- 52 Riva, G. (2005), "Virtual reality in psychotherapy: review", CyberPsychology and Behaviour, Vol.  
53 8, No. 3, pp. 220–230.  
54
- 55 Rowley, J., Slack, F. (2004), "Conducting a literature review", Management Research News, Vol.  
56 27, pp. 31–39.  
57  
58  
59  
60

- 1  
2  
3 Russo, G., Marsigalia, B., Evangelista, F., Palmaccio, M., Maggioni, M. (2015), “Exploring  
4 regulations and scope of the Internet of Things in contemporary companies: a first literature  
5 analysis”, *Journal of Innovation and Entrepreneurship*, Vol. 4, No. 11, pp. 2-13.  
6
- 7 Sanchez Lopez, T., Ranasinghe, D.C., Harrison, M., McFarlane, D. (2012), “Adding sense to the  
8 Internet of Things: An architecture framework for Smart Object systems”, *Personal and  
9 Ubiquitous Computing*, Vol. 16, No. 3, pp.291-308.  
10
- 11 Sarac, A., Absi, N., Dauzère-Pérès, S. (2010), “A literature review on the impact of RFID  
12 technologies on supply chain management”, *International Journal of Production  
13 Economics*, Vol. 128, No. 1, pp. 77–95.  
14
- 15 Saunders, M, Lewis, P, Thornhill, A. (2009), “Research Methods for Business Students”,  
16 Pearson, Harlow.  
17
- 18 Sharplin, A, Mabry, R. (1985), “The relative importance of journals used in management  
19 research: an alternative ranking”, *Human Relations*, Vol. 38, No. 2, pp.139-149.  
20
- 21 Small, H. (1973), “Co-citation in the scientific literature: A new measure of the relationship  
22 between two documents”, *Journal of the American Society for Information Science*, Vol. 24.  
23
- 24 Smith, R.G. (1980), “The Contract Net Protocol: High-Level Communication and Control in a  
25 Distributed Problem Solver”, *Computers, IEEE Transactions on Computers*, Vol. C-29,  
26 No. 12, pp. 1104-1113.  
27
- 28 Stankovic, J.A. (2014), “Research directions for the internet of things”, *IEEE Internet of Things  
29 Journal*, Vol.1, No.1, pp.3-9.  
30
- 31 Stojmenovic, I., Wen, S. (2014), “The Fog Computing Paradigm: Scenarios and Security Issues,”  
32 in *Proceedings of FedCSIS*.
- 33 Sundmaeker, H., Guillemin, P. Friess, P., Woelfflé, S. (2010), “Vision and challenges for realising  
34 the Internet of Things”, *Cluster of European Research Projects on the Internet of Things—  
35 CERP IoT*.  
36
- 37 Taylor, A. and Taylor, M. (2009), “Operations management research: contemporary themes,  
38 trends and potential future directions”, *International Journal of Operations & Production  
39 Management*, Vol. 29 No. 12, pp. 1316-1340.  
40
- 41 Tranfield, D., Denyer, D., Smart, P. (2003), “Towards a methodology for developing evidence-  
42 informed management knowledge by means of systematic review”, *British Journal of  
43 Management*, Vol. 14, pp. 207–222.  
44
- 45 Uckelmann, D., Harrison, M., Michahelles, F. (Eds.) (2011), “Architecting the Internet of  
46 Things”, Vol. 1, Springer Verlag, Berlin Heidelberg.  
47
- 48 Van Eck, N.J., Waltman, L. (2013), “Manual for VOSviewer Version 1.5.4”, *Universiteit Leiden  
49 and Erasmus Universiteit Rotterdam*.  
50
- 51 Vlacheas, P. , Giaffreda, R. , Stavroulaki, V. ,Kelaidonis, D., Somov, A., Foteinos, V., Poullos,  
52 G., Biswas, A. R., Demestichas, P. (2013), “Enabling smart cities through a cognitive  
53 management framework for the internet of things,” *IEEE Communications Magazine*, Vol.  
54 51, pp. 102–111.  
55  
56  
57  
58  
59  
60

- 1  
2  
3 Vokurka, R.J. (1996), "The relative importance of journals used in Operations Management  
4 Research: A citation analysis", *Journal of Operations Management*, Vol. 14, No. 4, pp. 345–  
5 355.  
6
- 7 Watts, D. J., Strogatz S. H. (1998), "Collective dynamics of 'small-world' networks", *Nature*, Vol.  
8 393, pp. 440–442.  
9
- 10 Weber, R.H. (2009), "Internet of things - Need for a new legal environment?" *Computer Law  
11 and Security Review*, Vol. 25, No. 6, pp.522-527.  
12
- 13 Weber, R.H. (2010), "Internet of things new security and privacy challenges", *Computer Law &  
14 Security Review*, Vol. 26, No. 1, pp. 23–30.  
15
- 16 Whitmore, A., Agarwal, A., Da Xu, L. (2014), "The Internet of Things—A survey of topics and  
17 trends", *Information Systems Frontiers*, pp. 1–14.  
18
- 19 Xu, L.D. (2011), "Information architecture for supply chain quality management", *International  
20 Journal of Production Research*, Vol. 49, No. 1, pp. 183-198.  
21
- 22 Yong-Hak, J. (2013), "Web of Science". Thomson Reuters. /[http://wokinfo.com/media/pdf/  
23 WoSFS\\_08\\_7050.pdf](http://wokinfo.com/media/pdf/WoSFS_08_7050.pdf) 2013.  
24
- 25 Yu, L., Xuemei, L., Jian, Z., Yuning, X. (2010), "Research on the Innovation of Strategic  
26 Business Model in Green Agricultural Products Based on Internet of Things (IOT)", In  
27 Proceedings of the international Conference one-Business and Information System Security,  
28 pp. 1-3.  
29
- 30 Yuan, R., Shumin, L., Baogang, Y. (2007), "Value Chain Oriented RFID System Framework and  
31 Enterprise Application", Science Press, Beijing.  
32
- 33 Zanella, A., Bui, N., Castellani, A., Vangelista, L., Zorzi, M. (2014), "Internet of things for smart  
34 cities", *IEEE Internet of Things Journal*, Vol.1, No.1, pp.22-32.  
35
- 36 Zhou, T. , Choudhury, R.R. , Ning, P. , Chakrabarty, K. (2011), "P2DAP - Sybil Attacks  
37 Detection in Vehicular Ad Hoc Networks", *IEEE Journal on Selected Areas in  
38 Communications*, Vol. 29, No. 3, pp. 582-594.  
39
- 40 Zorzi, M., Gluhak, A., Lange, S., Bassi, A. (2010), "From today's Intranet of Things to a future  
41 Internet of Things: a wireless- and mobility-related view", *IEEE Wireless Communications*,  
42 Vol. 17, No. 6, pp. 43–51.  
43
- 44 Zouaghi, I., Saikouk, T., Spalanzani, A. (2010), "Interdependencies and Supply Chain Bipolar  
45 Strategies: Between Co-Opetition and Cooperation", *Pioneering Solutions in Supply Chain  
46 Management: A Comprehensive Insight into Current Management Approaches*, Vol. 14, pp.  
47 156-169.  
48  
49  
50  
51  
52  
53  
54  
55  
56  
57  
58  
59  
60