

# Fluid and gyrokinetic modelling of particle transport in plasmas with hollow density profiles

D. Tegnered, M. Oberparleiter, H. Nordman, P. Strand

Department of Earth and Space Sciences, Chalmers University of Technology



CHALMERS  
UNIVERSITY OF TECHNOLOGY

## Introduction

- Characteristics of particle transport in regions of hollow density profiles is an important issue for fusion plasmas.
  - Reactor grade plasmas will likely be fuelled by pellet injection that will transiently perturb the density and temperature profiles, making the density profile hollow.
  - Similar effect on the density profile may occur in connection with the L-mode to H-mode transition<sup>1</sup>.
- A positive density gradient could stabilize the turbulence or change the relation between convective and diffusive fluxes, thereby reducing the turbulent transport of particles towards the center, making the pellet fuelling scheme inefficient<sup>2,3</sup>.
- Here, the particle transport driven by ITG/TE mode turbulence in regions of hollow density profiles is studied by fluid as well as gyrokinetic simulations.
  - For the gyrokinetic simulations the GENE<sup>4</sup> code is used.
  - For the fluid simulations, an extended version of the Weiland transport model<sup>5</sup>, Extended Drift Wave Model (EDWM)<sup>6</sup> is used.

## Simulation details

- Both linear and nonlinear simulations of ITG/TE mode turbulence performed using the gyrokinetic  $\delta f$  code GENE in a flux tube domain.

Parameter	Value
Collisions	No (unless noted)
$\beta$	No (unless noted)
$q_0$	1.4
$\hat{s}$	0.8
$B_0$	3.1 T
$r/R$	0.18
$R$	1.65 m
$T_e = T_i$	2.85 keV
$n_e = n_i$	$3.5 \times 10^{19} \text{ m}^{-3}$
$R/L_T = R/L_{T_i} = R/L_{T_e}$	6.96

Table 1: Typical CBC parameters

- The base cases are without finite  $\beta$  effects and collisions, but scans has been performed in both. Fast particles and rotation are not included.
- For nonlinear GENE simulations, a simulation domain in the perpendicular plane of  $[L_x, L_y] = [126, 126]$  is used, with a resolution of  $[n_x, n_y] = [96, 48]$ . In the parallel direction 32 grid points are used, and in the parallel velocity direction 64 grid points, and 16 magnetic moments. The simulations are typically run to  $t = 300R/c_s$ .
- EDWM incorporates an arbitrary number of ion species in a multi-fluid description, and an extended wavelength spectrum. Here, a single wavelength is used with  $k_y \rho_s = 0.2$  or  $k_y \rho_s = 0.3$ .
- Parameter scans were done around those of Cyclone Base Case<sup>7</sup> (Table 1).
  - In the linear analysis, three main cases are studied, the original CBC with  $R/L_{T_e} = R/L_{T_i} = 6.96$  which is mixed ITG/TE, an ITG case with  $R/L_{T_e} = 6.96$  and  $R/L_{T_i} = 0$  and a TE case with  $R/L_{T_i} = 0$  and  $R/L_{T_e} = 6.96$ .

## $R/L_n$ and $k_y \rho_s$ scaling, $R/L_{T_e} = R/L_{T_i} = 6.96$ case

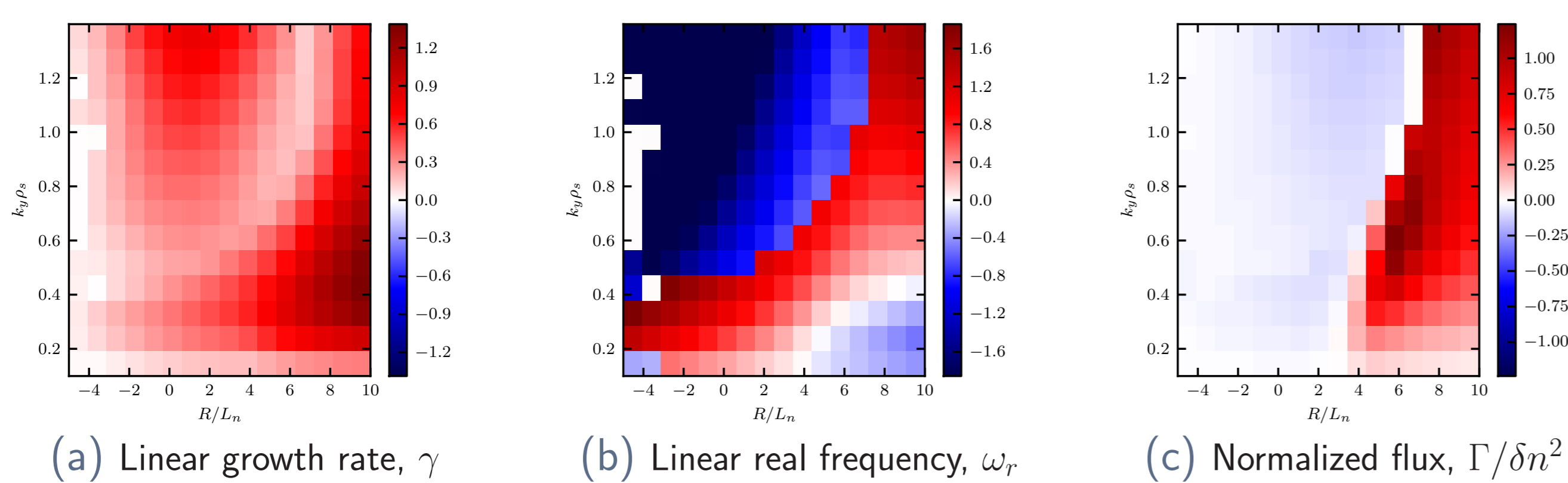


Figure 1: GENE eigenvalues as a function of  $k_y \rho_s$  and  $R/L_n$  for the mixed case where  $R/L_{T_e} = R/L_{T_i} = 6.96$ .

- ITG is dominating roughly in the area  $k_y \rho_s < 0.5$  and  $R/L_n < 4$  and the area  $k_y \rho_s > 0.5$  and  $R/L_n > 6$  as indicated by the positive  $\omega_r$ .
- The TE-mode is dominant elsewhere, as indicated by the negative  $\omega_r$ .
- The gradient of zero particle flux, indicating the background peaking factor, increases with wave number from  $PF \approx 3$  at  $k_y \rho_s = 0.2$  to 6 at  $k_y \rho_s = 1.2$ .

## Fluid and gyrokinetic $\beta$ and $R/L_n$ scaling

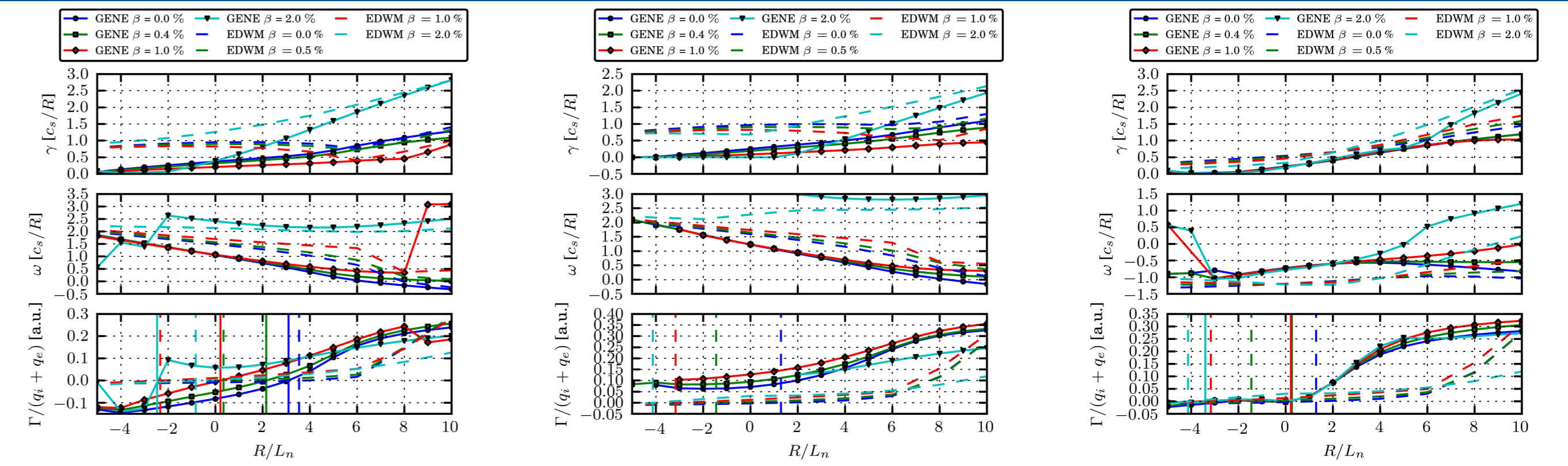


Figure 2: Linear gyrokinetic and fluid eigenvalues at  $k_y \rho_s = 0.3$  in scan over  $R/L_n$  and  $\beta$ .

- $\beta$  effects included as as magnetic field fluctuations parallel and perpendicular to the background field.
- Stabilizing effect in negative  $R/L_n$  region for ITG dominated cases.
- MHD ballooning limit higher in negative  $R/L_n$  region<sup>8</sup>, ITG mode will stay dominant at higher  $\beta$ .
- Reduced background peaking factors with higher  $\beta$  in mixed ITG/TE case.

## Scaling in $R/L_n$ and $R/L_{T_i} = R/L_{T_e}$

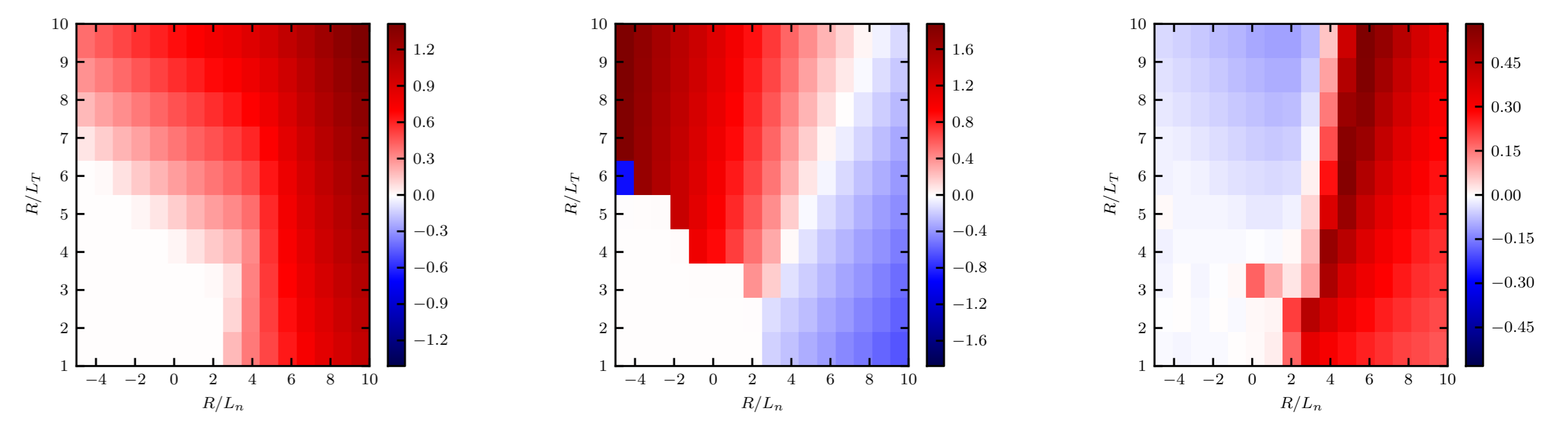


Figure 3: GENE eigenvalues as a function of  $R/L_n$  and  $R/L_{T_i} = R/L_{T_e}$  at  $k_y \rho_s = 0.3$ .

- Pellet fuelling often leads in  $R/L_T$  as well as  $R/L_n$ .
- In the negative  $R/L_n$  region the ITG-mode turbulence will eventually be stabilized with decreasing  $R/L_T$  while for higher  $R/L_n$  the TE-mode turbulence will instead be excited.
- This leads to a lower background peaking factor with the decrease in  $R/L_T$ .

## Nonlinear results, $R/L_{T_e} = R/L_{T_i} = 6.96$ case

- The fluid and gyrokinetic particle fluxes agree reasonable well at  $\beta = 0\%$  and  $\beta = 0.5\%$ .
- For  $\beta = 0\%$  the particle flux is negative around  $R/L_n = 0$ , so particles in a pellet ablation peak would travel inwards.
- At higher  $\beta$  the inward flux decreases in the negative  $R/L_n$  region while it changes sign to outward in the positive region.
- In this parameter regime, the pellet fuelling scheme would be less efficient.

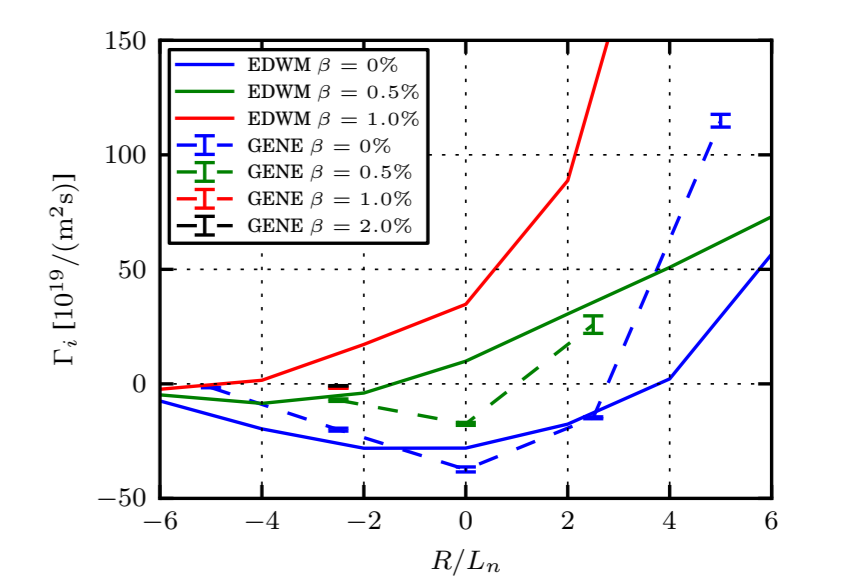


Figure 4: Nonlinear GENE and EDWM ( $k_y \rho_s = 0.2$ ) scan in  $R/L_n$  and plasma  $\beta$ .

## Conclusions

- In the linear gyrokinetic analysis it was found that the ITG mode is dominant in the negative  $R/L_n$  region for  $k_y \rho_s < 0.5$  and that the TE mode was dominant otherwise in the  $R/L_{T_e} = R/L_{T_i} = 6.96$  case.
- $\beta$  was found to have a stabilizing effect in the ITG dominated cases in the negative  $R/L_n$  region in both GENE and EDWM. Increasing magnetic shear also had a stabilizing effect while adding collisions had a negligible effect.
- For the particle fluxes, a qualitative agreement between NL GENE simulations and EDWM was found, inwards around  $R/L_n = 0.0$ .
- Adding  $\beta$  effects, the inward particle flux in the negative  $R/L_n$  region decreases in both models while it changes sign to outwards in the positive gradient region. This may have serious consequences for the efficiency of the pellet fuelling scheme in high  $\beta$  plasmas.

## Acknowledgements and references

The simulations were performed on resources provided by the Swedish National Infrastructure for Computing (SNIC) at the PDC Centre for High Performance Computing (PDC-HPC) and on the HELIOS supercomputer system at the Computational Simulation Centre of International Fusion Energy Research Centre (IFERC-CSC), Aomori, Japan, under the Broader for Broader Collaboration between Euratom and Japan, implemented by Fusion for Energy and JAEA. This work was funded by a grant from The Swedish Research Council (C0338001).

[1] B Baiocchi, C Bourdelle, et al. *Nuclear Fusion*, 55(12):123001, 2015.

[2] L Garzotti, J Figueiredo, et al. *Plasma Physics and Controlled Fusion*, 56(3):035004, 2014.

[3] D Tegnered, H Nordman, et al. In *43rd European Physical Society Conference on Plasma Physics, Leuven, Belgium*, 2016.

[4] <http://genecode.org/>.

[5] Jan Weiland. *Collective Modes in Inhomogeneous Plasmas: Kinetic and Advanced Fluid Theory*. CRC Press, 1999.

[6] PI Strand, G Bateman, et al. In *31th EPS Conference, London 2004, European Physical Society*, volume 28, 2004.

[7] AM Dimits, G Bateman, et al. *Physics of Plasmas (1994-present)*, 7(3):969-983, 2000.

[8] Moritz J Pueschel, M Kammerer, and F Jenko. *Physics of Plasmas*, 15:102310, 2008.