

Original citation:

Barlow, Tammie R., Brendel, Johannes C. and Perrier, Sébastien. (2016) Poly(bromoethyl acrylate) : a reactive precursor for the synthesis of functional RAFT materials. *Macromolecules*, 49 (17). pp. 6203-6212.

Permanent WRAP URL:

<http://wrap.warwick.ac.uk/83842>

Copyright and reuse:

The Warwick Research Archive Portal (WRAP) makes this work by researchers of the University of Warwick available open access under the following conditions. Copyright © and all moral rights to the version of the paper presented here belong to the individual author(s) and/or other copyright owners. To the extent reasonable and practicable the material made available in WRAP has been checked for eligibility before being made available.

Copies of full items can be used for personal research or study, educational, or not-for profit purposes without prior permission or charge. Provided that the authors, title and full bibliographic details are credited, a hyperlink and/or URL is given for the original metadata page and the content is not changed in any way.

Publisher's statement:

This document is the Accepted Manuscript version of a Published Work that appeared in final form in *Macromolecules*, copyright © American Chemical Society after peer review and technical editing by the publisher.

To access the final edited and published work see

<http://dx.doi.org/10.1021/acs.macromol.6b00721>

A note on versions:

The version presented here may differ from the published version or, version of record, if you wish to cite this item you are advised to consult the publisher's version. Please see the 'permanent WRAP url' above for details on accessing the published version and note that access may require a subscription.

For more information, please contact the WRAP Team at: wrap@warwick.ac.uk

Poly(bromoethyl acrylate): A reactive precursor for the synthesis of functional RAFT materials

Tammie R. Barlow,[†] Johannes C. Brendel^{†,‡} and Sébastien Perrier^{,†,‡}*

[†]Department of Chemistry, University of Warwick, Gibbet Hill Road, Coventry, CV4 7AL, United Kingdom

[‡]Faculty of Pharmacy and Pharmaceutical Sciences, Monash University, 381 Royal Parade, Parkville, Victoria 3052, Australia.

Correspondence to: S. Perrier (E-mail: s.perrier@warwick.ac.uk)

ABSTRACT

Post-polymerization modification has become a powerful tool to create a diversity of functional materials. However, simple nucleophilic substitution reactions on halogenated monomers remains relatively unexplored. Here we report the synthesis of poly(bromoethyl acrylate) (pBEA) by reversible addition fragmentation chain transfer (RAFT) polymerization to generate a highly reactive polymer precursor for post-polymerization nucleophilic substitution. RAFT polymerization of BEA generated well-defined homopolymers and block copolymers over a range of molecular weights. The alkyl bromine containing homo- and block copolymer precursors were readily substituted by a range of nucleophiles in good to excellent conversion under mild and efficient reaction conditions without the need of additional catalysts. The broad range of nucleophilic species that are compatible with this post modification strategy enable facile synthesis of complex functionalities, from permanently charged polyanions to hydrophobic polythioethers to glycopolymers.

INTRODUCTION

Synthesis of complex polymers with desirable functionalities, well-defined and controlled architectures is a core target of modern polymer science. The development of several “living” or controlled polymerization methods, and in particular reversible deactivation radical polymerization (RDRP), has paved the way for precise control of molecular weights, polymer architecture and end-group functionality.¹⁻⁵ However, inclusion of desirable material properties, in addition to well-controlled polymerization is limited by the range of chemical functionalities accessible to these polymerization techniques.⁶⁻⁸ In light of this, post-modification of a reactive polymer precursor provides an attractive approach to overcoming this limitation, enabling synthesis of diversely functional materials, without subjecting them to detrimental polymerization conditions.⁹⁻¹³

A variety of post-polymerization methods have previously been explored,⁶⁻⁹ including copper-catalysed azide/alkyne click (CuAAC),¹⁴⁻¹⁶ Diels-Alder cycloadditions¹⁷⁻²⁰ and active ester couplings.^{10,21-23} These methods enable the introduction of complex functional groups targeting applications ranging from drug delivery to organic electronics.^{19,24,25} In addition to these more established post-modification methods, is a simple yet relatively un-explored reaction – nucleophilic substitution of alkyl halides. Thus far it is primarily metal catalyzed polymerizations that have exploited this versatile handle to introduce functionality.^{13,26-28} One reason for the limited use of this method in RDRPs may be the susceptibility of alkyl halides to abstraction by radicals, an attribute that is exploited in iodine transfer polymerizations.^{29,30} Controlled radical polymerizations have thus far primarily made use of the monomer vinylbenzyl chloride, however control of this styrene type monomer requires extensive optimization for successful polymerization, often at the cost of very low conversions and yields.^{31,32}

As an alternative to overcome this limitation, Monnereau *et al.* used a two-step method by substituting a poly(hydroxyethyl acrylate) generated by ATRP with trimethylsilyl bromide to give the desired polybrominated product.¹² However, the issues described above leave the direct polymerization of simple alkyl halide monomers relatively unexplored, despite convenient monomer synthesis, and a wide range of nucleophiles available for substitution of the precursor. The few examples reported using

alkyl bromide monomers by RDRP methods, have primarily targeted the synthesis of ammonium based polycations³³⁻³⁵ or azide modifications in degradable copolymers.^{36, 37} While these bromo containing RDRP polymers were employed effectively to introduce complex functionality, it is fascinating to note that these substitutions focused solely on nitrogen based nucleophiles, which represent but a fraction of the diverse range of potential substitutions achievable with alkyl halide monomers.

In this contribution, we demonstrate the efficiency of polymerizing bromoethyl acrylate (BEA) using the reversible addition-fragmentation chain transfer (RAFT) process. We show the versatility of the resulting BEA polymer in subsequent nucleophilic substitution reactions to generate a library of polymers of diverse and complex functionalities. RAFT polymerization provides a robust system that is both facile and convenient, yet remains tolerant to a broad range of functional groups and monomer varieties.¹ BEA combines the ease of acrylate polymerizations with the high electrophilicity of a carbon adjacent to the bromine group, while the reactivity towards radicals remains low. Kinetic studies of the polymerization shed light on the control and the retention of the active chain end.

The obtained reactive precursor polymer was subsequently used in a range of post-polymerization substitutions, to generate a library of functional polyacrylates. To demonstrate the versatility of the method we used a wide variety of nucleophiles that differ in size, polarity and charge. An important characteristic of these reactions is the full conversion of the bromine group under very mild reaction conditions. In addition to these modifications, we further illustrated the potential for functionalization of pBEA by formation of block-copolymers followed by substitution to create self-assembled copolymer structures from a single reactive polymer precursor.

EXPERIMENTAL

Materials

Triethylamine, dioxane and DMSO were purchased from Fisher Scientific. 4,4-Azobis(4-cyanovaleric acid) (ACVA) was purchased from MP Biomedicals. All other compounds were purchased from Sigma-Aldrich. All chemicals were used as received. All solvents were bought from

commercial sources and used as received. The syntheses of (4-cyano pentanoic acid)yl ethyl trithiocarbonate (CPAETC) is described in the Supporting Information.

Instrumentation

¹H NMR spectra were recorded on a Bruker AV-300, HD-300 or AV-400 in CDCl₃, D₂O or DMSO-d₆. Shift values (δ) are reported in ppm. The residual proton signal of the solvent was used as an internal standard (CDCl₃ δ_H 7.26, D₂O δ_H 4.79, DMSO-d₆ δ_H 2.50). Size exclusion chromatography (SEC) was carried out on a Polymer Laboratories PL-GPC 50 Plus. All anionic polymers were analysed on a Polymer Laboratories PL-GPC 50 Plus system using a PL aquagel-OH guard column (5 μm, 7.5 × 50 mm) followed by two PL aquagel-OH 30 columns (7.5 × 300 mm). Water (0.1 M NaNO₃) was used as eluent at 1.0 mL min⁻¹ at 30 °C. All other polymers were analysed on a Polymer Laboratories PL-GPC 50 Plus system using a PolarGel-M guard column (7.5 × 50 mm) followed by two PolarGel-M columns (7.5 × 300 mm). DMF (0.1% LiBr) was used as eluent at 1.0 mL min⁻¹ at 50°C. Commercial narrow linear poly(methyl methacrylate) standards in range of 2.0 × 10² g mol⁻¹ to 1.0 × 10⁶ g mol⁻¹ were used to calibrate the DMF SEC system. Analyte samples were filtered through polytetrafluoroethylene (PTFE) membrane with either 0.2 μm or 0.45 μm pore size before injection (100 μL). Centrifugal filtration was carried out using Vivaspin® 20, 3,000 MWCO centrifuge tubes. Experimental $M_{n,SEC}$ and \bar{D} values of synthesized polymers were determined using Agilent GPC software. Elemental analyses for CHN were carried out on a CE440 CHN Elemental Analyzer, and Bromine was analyzed using classical oxygen flask methods by Warwick Analytical Service.

Synthesis of 2-bromoethyl acrylate (BEA)

BEA monomer was synthesized according to a previously reported procedure.⁴⁶ In a typical reaction, 2-bromoethanol (67 g, 38 mL, 0.54 mol) was dissolved in CH₂Cl₂ (300 mL) to which triethylamine (82.2 mL, 59.7 g, 0.59 mol) was added under a nitrogen atmosphere, and the reaction cooled to 0°C. Acryloyl chloride (47.9 g, 53.4 mL, mol) in CH₂Cl₂ (30 mL) was subsequently added dropwise over an hour with stirring. The reaction was allowed to warm to room temperature overnight with continued stirring. Upon completion, the reaction mixture was filtered, the solid residue washed with CH₂Cl₂, and

the organic layer washed with water (2 x 100 mL) then brine (2 x 100 mL). The organic layer was dried over anhydrous MgSO_4 , filtered and the solvent removed *via* rotary evaporation. The product was purified by distillation under reduced pressure (~ 1 mBar, $39 - 40^\circ\text{C}$) to give 2-bromoethyl acrylate as a clear colorless liquid in 80% yield. bp $41-43^\circ\text{C}$ (0.68 mmHg). ^1H NMR (300 MHz, 293 K , CDCl_3 , δ): 6.46 (dd, $J = 17.3, 1.5$ Hz, 1 H, $\text{C}=\text{CH}_2$), 5.62 (dd, $J = 17.3, 10.4$ Hz, 1 H, $\text{CH}_2=\text{CH}-$), 5.89 (dd, $J = 10.5, 1.4$ Hz, 1 H, $\text{C}=\text{CH}_2$), 4.47 (t, $J = 6.1$ Hz, 2 H, $-\text{OCH}_2\text{CH}_2-$), 3.55 (t, $J = 6.2$ Hz, 2 H, $-\text{CH}_2\text{CH}_2\text{Br}$) ppm.

RAFT polymerization of BEA

Polymers were synthesized by the following general method. A small vial was charged with magnetic stirrer; (4-cyano pentanoic acid)yl ethyl trithiocarbonate (0.0535 g, 0.203 mmol), BEA (2.0 g, 11.17 mmol), ACVA (5.69 mg, 0.0203 μmol) and 1,3,5-trioxane (~ 5 mg) as an internal standard. The mixture was dissolved in dioxane (2 mL) and the vial sealed with a rubber septum and deoxygenated by a stream of bubbled nitrogen for 10 min. The vial was then suspended in a preheated oil bath at 70°C and allowed to stir for 3h. Upon completion the solution was cooled to rt, opened to air and precipitated in diethyl ether to give compound **1**. ^1H -NMR (400 MHz, $\text{DMSO}-d_6$, ppm): $\delta = 4.34$ (*m*, 2*nH*), 3.65 (*m*, 2*nH*), 2.39-1.54 (4*m*, 3*nH*), 1.29 (*t*, 3H); ^1H -NMR (300 MHz, CDCl_3 , ppm): $\delta = 4.41$ (*m*, 2*nH*), 3.55 (*m*, 2*nH*), 2.45 (*m*, *nH*), 2.03 (*m*, 0.5*nH*), 1.76 (*m*, *nH*), 1.59 (*m*, 0.5*nH*), 1.36 (*t*, 3H); IR (thin film) ν_{max} 2962, 2929, 1733, 1444, 1386, 1280, 1244, 1219, 1161, 1084 cm^{-1} . See Figure S1 for ^1H -NMR in CDCl_3 .

RAFT block copolymerization of p(BEA)-*b*-p(BA)

Block-copolymers were synthesized by the following general method. A small vial was charged with magnetic stirrer, pBEA₅₀ (compound S1 in Supporting Information) homopolymer macro-chain transfer agent (macro-CTA) (0.243 g, 0.026 mmol), BA (0.4 g, 3.121 mmol), ACVA (0.73 mg, 0.0026 μmol) and 1,3,5-trioxane (~ 5 mg) as an internal standard. The mixture was dissolved in dioxane (0.4 mL) and the vial sealed with a rubber septum and deoxygenated by a stream of bubbled nitrogen for 10 min. The vial was then suspended in a preheated oil bath at 70°C and allowed to stir for 2h. Upon

completion the solution was cooled to rt, opened to air and precipitated in methanol. ¹H-NMR (400 MHz, CDCl₃, ppm): δ = 4.41 (*m*, 2*n*H), 3.96 (*m*, 2*m*H), 3.55 (*m*, 2*n*H), 2.45 (*m*, *n*H), 2.27 (*m*, *m*H), 2.03 (*m*, 0.5*n*H), 1.89 (*m*, 0.5*m*H), 1.76 (*m*, *n*H), 1.60 (*br d*, [2*m*H + 0.5*n*H]), 1.36 (*br d*, [2*m*H + 3H]), 0.93 (*br t*, 3*m*H). For more details see Table 1 and Table 3 in SI, Figure S2 for ¹H-NMR in CDCl₃ and Figure S3 for ¹H-NMR in DMSO-d₆.

RAFT polymerization of BA

Polymers were synthesized by the following general method. A small vial was charged with magnetic stirrer; (4-cyano pentanoic acid)yl ethyl trithiocarbonate (0.0137 g, 0.052 mmol), BA (1.0 g, 7.802 mmol), ACVA (1.46 mg, 0.0052 μmol) and 1,3,5-trioxane (~5 mg) as an internal standard. The mixture was dissolved in dioxane (1 mL) and the vial sealed with a rubber septum and deoxygenated by a stream of bubbled nitrogen for 10 min. The vial was then suspended in a preheated oil bath at 70°C and allowed to stir for 2h. Upon completion the solution was cooled to rt, opened to air and precipitated in diethyl ether. ¹H-NMR (300 MHz, CDCl₃, ppm): δ = 4.01 (*m*, 2*m*H), 2.29 (*m*, *m*H), 1.89 (*m*, 0.5*m*H), 1.60 (*br m*, 2*m*H), 1.39 (*br m*, 2*m*H), 0.94 (*br t*, 3*m*H). For more details see Table 2 in SI. Anal. calcd. for C₂₅₉H₃₆₃Br₅₀NO₁₀₂S₃: C 33.76%, H 3.97%, N 0.15%, Br 43.36%. Found: C 34.19%, H 4.04%, N 0.14%, Br 45.14%.

RAFT block copolymerization of p(BA)-*b*-p(BEA)

Block-copolymer were synthesized by the following general method. A small vial was charged with magnetic stirrer, pBA₁₁₅ (compound S3 in Supporting Information) homopolymer macro-chain transfer agent (macro-CTA) (0.502 g, 0.037 mmol), BEA (0.4 g, 2.23 mmol), ACVA (1.04 mg, 0.0037 μmol) and 1,3,5-trioxane (~5 mg) as an internal standard. The mixture was dissolved in dioxane (0.4 mL) and the vial sealed with a rubber septum and deoxygenated by a stream of bubbled nitrogen for 10 min. The vial was then suspended in a preheated oil bath at 70°C and allowed to stir for 2h. Upon completion the solution was cooled to rt, opened to air and precipitated in methanol. ¹H-NMR (300 MHz, CDCl₃, ppm): δ = 4.38 (*m*, 2*n*H), 4.01 (*m*, 2*m*H), 3.52 (*m*, 2*n*H), 2.43 (*m*, *n*H), 2.25 (*m*, *m*H), 1.99 (*m*, 0.5*n*H),

1.87 (*m*, 0.5*m*H), 1.73 (*m*, *n*H), 1.57 (br *m*, [2*m*H + 0.5*n*H]), 1.35 (br *m*, [2*m*H + 3H]), 0.91 (br *t*, 3*m*H).

For more details see Table 4 in SI and Figure S4 for ¹H-NMR in CDCl₃.

Post-polymerization substitutions of homopolymers

Substitution with Trimethylamine

Typical reaction of trimethylamine with pBEA: pBEA₅₀ (0.10 g, 12.6 μmol) was suspended in 3 mL of DMSO in a small vial with stirrer bar, to which was added 2 equiv. of trimethylamine (4.2 M in ethanol, 300 μL, 1.26 mmol) and stirred for 24 h under a N₂ atmosphere. Upon completion, the solution was diluted with H₂O, purified by dialysis and lyophilized to give the desired poly(trimethylammonium bromide ethyl acrylate). ¹H-NMR (300 MHz, DMSO-d₆, ppm): δ = 4.53 (*m*, 2*n*H), 3.91 (*m*, 2*n*H), 3.34 (br *m*, 9*n*H), 2.41-1.61 (4*m*, 3*n*H). See Figure S6 for ¹H-NMR in DMSO-d₆.

Substitution with Trimethylphosphine

Typical reaction of trimethylphosphine with pBEA: pBEA₅₀ (0.10 g, 12.6 μmol) was suspended in 2.5 mL of DMSO in a small vial with stirrer bar, to which was added 2 equiv. of trimethylphosphine (1 M in THF, 1.30 mL, 1.30 mmol) and stirred for 24 h under a N₂ atmosphere. Upon completion, the solution was diluted with H₂O, purified by dialysis and lyophilized to give the desired poly(trimethylphosphonium bromide ethyl acrylate). ¹H-NMR (300 MHz, DMSO-d₆, ppm): δ = 4.33 (*m*, (2 x *n*)H), 2.80 (*m*, (2 x *n*)H), 2.30 (*m*, *n*H), 2.04 (br *m*, (9 x *n*)H), 1.75-1.50 (2*m*, (2 x *n*)H). See Figure S8 for ¹H-NMR in DMSO-d₆.

Substitution with Tetraethyl ammonium sulfite

Typical synthesis of tetraethyl ammonium sulfite salt: In a small vial 1 equiv. of dimethylsulfite (0.197 mL, 2.32 mmol) and 1.9 equiv. of tetraethyl ammonium hydroxide (1.5 M solution in methanol, 2.936 mL, 4.04 mmol) are combined and stirred vigorously for 5 h. The turbid solution of tetraethyl ammonium sulfite in methanol is used directly in the substitution of pBEA.

Typical reaction of tetraethyl ammonium sulfite with pBEA: pBEA₅₀ (0.10 g, 12.6 μmol) was suspended in 2 mL of DMSO in a small vial with stirrer bar, to which was added 5 equiv. of tetraethyl ammonium sulfite (0.75 M in methanol, 3.72 mL, 5.87 mmol) and stirred for 24 h under a N₂

atmosphere. Upon completion, the solution was diluted with H₂O, purified by dialysis and lyophilized to give the desired poly(ethyl acrylate tetraethyl ammonium sulfonate). ¹H-NMR (400 MHz, DMSO-d₆, ppm): δ = 3.55-3.47 (*m*, (2 x *n*)H), 3.23 (*q*, (8 x *n*)H), 2.35-1.32 (4*m*, (3 x *n*)H), 1.16 (*t*, (12 x *n*)H). See Figure S11 for SEC traces.

Substitution with Sodium azide

pBEA₅₀ (0.05 g, 6.17 μmol) was suspended in 1 mL of DMF in a small vial with stirrer bar, to which was added sodium azide (0.0426 g, 0.49 mmol) in DMF 1.5 and stirred for 24 h under a N₂ atmosphere. Upon completion, the solution was precipitated in a 1:1 brine:water mixture, the precipitate was washed with water and dried under a stream of nitrogen to give the desired poly(azido ethyl acrylate). ¹H-NMR (300 MHz, DMSO-d₆, ppm): δ = 4.17 (*m*, (2 x *n*)H), 3.54 (*m*, (2 x *n*)H), 2.36-1.54 (4*m*, (3 x *n*)H); IR (thin film) ν_{max} 2958, 2929, 2098, 1733, 1444, 1392, 1302, 1278, 1263, 1162 cm⁻¹. See Figure S12 for SEC trace.

Substitution with Thiophenol

pBEA₅₀ (0.04 g, 5.44 μmol) was suspended in 1.5 mL of DMF in a small vial with stirrer bar, to which was added 2 equiv. of thiophenol (50 μL, 0.49 mmol) and DIPEA (77.9 μL, 0.45 mmol) and stirred for 24 h under a N₂ atmosphere. Upon completion, the solution was precipitated in methanol and dried under vacuum to give the desired poly(thiophenol ethyl acrylate). ¹H-NMR (300 MHz, DMSO-d₆, ppm): δ = 7.26-7.11 (*m*, (5 x *n*)H), 4.06 (*m*, (2 x *n*)H), 3.07 (*m*, (2 x *n*)H), 2.27-1.39 (4*m*, (3 x *n*)H). See Figures S13 and S14 for ¹H-NMR spectra in CDCl₃. Anal. calcd. for C₅₅₉H₆₁₃NO₁₀₂S₅₃: C 62.88%, H 5.79%, N 0.13%. Found: C 60.13%, H 5.62%, N 0.15%.

Substitution with 1-β-D-Thioglucose

pBEA₅₀ (0.014 g, 1.7 μmol) was suspended in 1 mL of DMSO in a small vial with stirrer bar, to which was added 1.5 equiv. of β-D-thioglucose sodium salt (21.8 mg, 0.1 mmol) and stirred for 24 h under a N₂ atmosphere. Upon completion, the solution was diluted with H₂O, purified by centrifugal filtration (3000 mwco) and lyophilized to give the desired poly(β-D-thioglucose ethyl acrylate). ¹H-NMR (400 MHz, D₂O, ppm): δ = 4.57 (*d*, *n*H), 4.34(*br m*, 2*n*H), 3.89 (*d*, *n*H), 3.72 (*br d*, *n*H), 3.45 (*br m*, 3*n*H),

3.34 (*br t*, *nH*), 3.05 (*br m*, *nH*), 2.99 (*br m*, *nH*), 2.42 (*br m*, *nH*), 2.00 (*br m*, *0.5nH*), 1.79 (*br m*, *nH*), 1.64 (*br m*, *0.5nH*). See Figure S15 for ¹H-NMR in D₂O, Figure S16 for ¹H-NMR in DMSO-d₆ and Figure S17 for SEC trace.

Post-polymerization substitutions of block-copolymers

Block co-polymers of pBEA were substituted in the same manner as the homopolymers (*vide supra*).

Substitution with Trimethylamine

Block co-polymers of pBEA were substituted in the same manner as the homopolymers (*vide supra*).

¹H-NMR (400 MHz, DMSO-d₆, ppm): δ = 4.36 (*m*, *2nH*), 3.96 (*m*, [*2mH* + *2nH*]), 2.19 (*m*, *mH*), 2.05 (*m*, [*mH* + *0.5nH*]), 1.95 (*m*, *nH*), 1.77 (*m*, [*0.5mH* + *nH*]), 1.53 (*br d*, [*2mH* + *2nH*]), 1.32 (*br d*, [*2mH* + *nH*]), 0.87 (*br t*, *3mH*). See Figure S7 for ¹H-NMR in DMSO-d₆.

Substitution with Trimethylphosphine

Block co-polymers of pBEA were substituted in the same manner as the homopolymers (*vide supra*).

¹H-NMR (400 MHz, DMSO-d₆, ppm): δ = 4.36 (*m*, *2nH*), 3.97 (*m*, *2mH*), 3.70 (*m*, *2nH*), 2.80 (*m*, *nH*), 2.19 (*m*, *mH*), 2.05 (*br m*, [*9 x n*]), 1.78 (*m*, [*0.5mH* + *2nH*]), 1.53 (*br d*, [*2mH* + *2nH*]), 1.32 (*br d*, [*2mH* + *nH*]), 0.87 (*br t*, *3mH*). See Figure S9 for ¹H-NMR in DMSO-d₆.

RESULTS AND DISCUSSION

RAFT Homopolymerization

For RAFT polymerization of BEA, (4-cyano pentanoic acid)yl ethyl trithiocarbonate (CPAETC) was used as the chain transfer agent (CTA) and dioxane as the solvent. To confirm the control of radical polymerization of BEA, we followed the kinetics of the polymerization by ¹H NMR and SEC (DMF LiBr). After an induction period of approximately 30 min, the pseudo first-order rate plot (Figure 1A) is initially linear, indicative of a RDRP mechanism.³⁸⁻⁴⁰ The increase in M_n with monomer conversion is linear and dispersity of the polymer remains narrow ($D < 1.2$), thus indicating a controlled radical polymerization. At longer polymerization times (> 2 h) the plot deviates from linearity, but the SEC traces (Figure 1C) still show a narrow dispersity (Figure 1B). The downturn in the kinetic rate plot

(Figure 1A) is due to a decrease in the total radical concentration during polymerization.⁴¹ Despite 85% of the initiator ACVA remaining at 2 h, radical generation by the initiator was less than the amount of radicals undergoing termination reactions.^{5, 42} By limiting the polymerization time to the period in which the rate is linear, we can avoid unnecessary termination products that occur at longer reaction times, ensuring we reduce the number of dead chains present. It should also be noted, that molecular weights obtained by SEC (Figure 1D) consistently underestimate M_n due to calibration of the SEC using poly(methyl methacrylate) standards, however dispersity and molecular weight distribution remain representative. Furthermore, the M_n by NMR cannot be calculated for kinetic samples due to the ethyl end on the CTA Z group overlapping with the backbone polymer peaks (at ~ 1.2 ppm), and the dioxane solvent peak interfering with the peak at ~ 3.35 ppm, giving incorrect integrations and erroneous M_n NMRs.

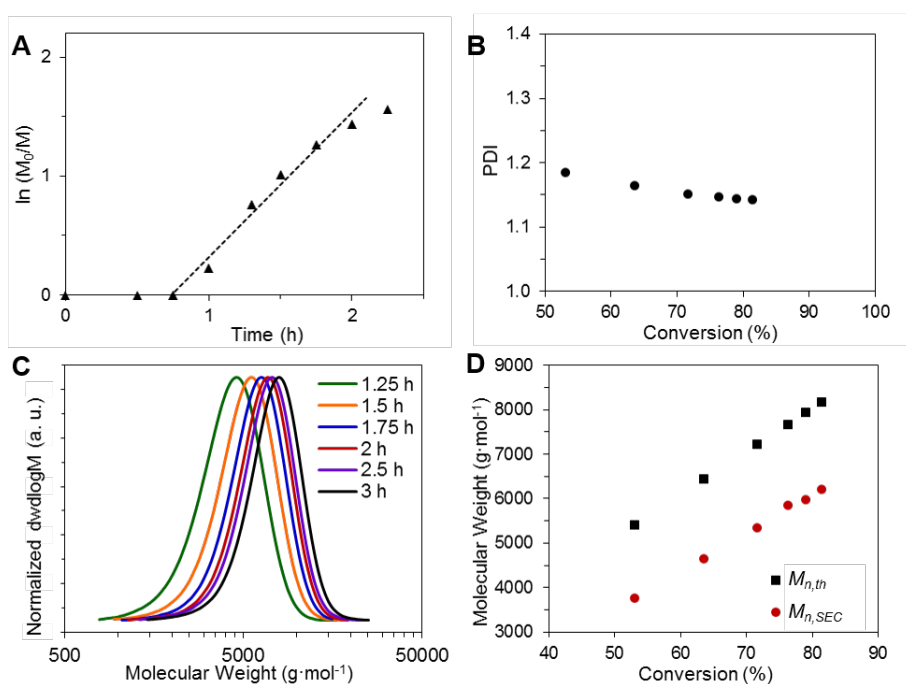


Figure 1: Kinetic data for pBEA targeting DP 50. (A) First order kinetic plot for the RAFT polymerization of pBEA as determined by ^1H NMR spectroscopy. Dashed line indicates line of best fit for the linear region. (B) Plot of polymer dispersity vs. conversion. (C) SEC traces of kinetic samples. (D) Theoretical M_n vs. M_n from SEC values.

Based on these kinetics a range of polymer DPs were targeted by varying the monomer/CTA ratio, the results of which are summarized in Table 1. The prepared polymers were purified by precipitation using either methanol or diethyl ether and were obtained in high yield. In all cases high conversions (>75%) were obtained with short polymerization times (2 h) and a low consumption of initiator (< 2 %).^{43,44} These results clearly demonstrate the ease of polymerizing the halogenated monomer BEA using RAFT.

Table 1: Summary of BEA RAFT homopolymerization

	$[M]_0/[CTA]_0$	$[CTA]_0/[I]_0$	Conv. ^a (%)	$M_{n,th}$ ^b	$M_{n,NMR}$ ^c	$M_{n,SEC}$ ^d	\bar{D}
	13	10	94	2200	2500	1800	1.12
	25	10	96	5000	4700	4200	1.10
1	50	10	94	8000	8300	6500	1.12
2	100	10	90	16500	16800	15100	1.10
3	200	10	78	26200	28000	24600	1.17

^a Determined from ¹H NMR. ^b Calculated from conversion and characteristics of the parent polymer.

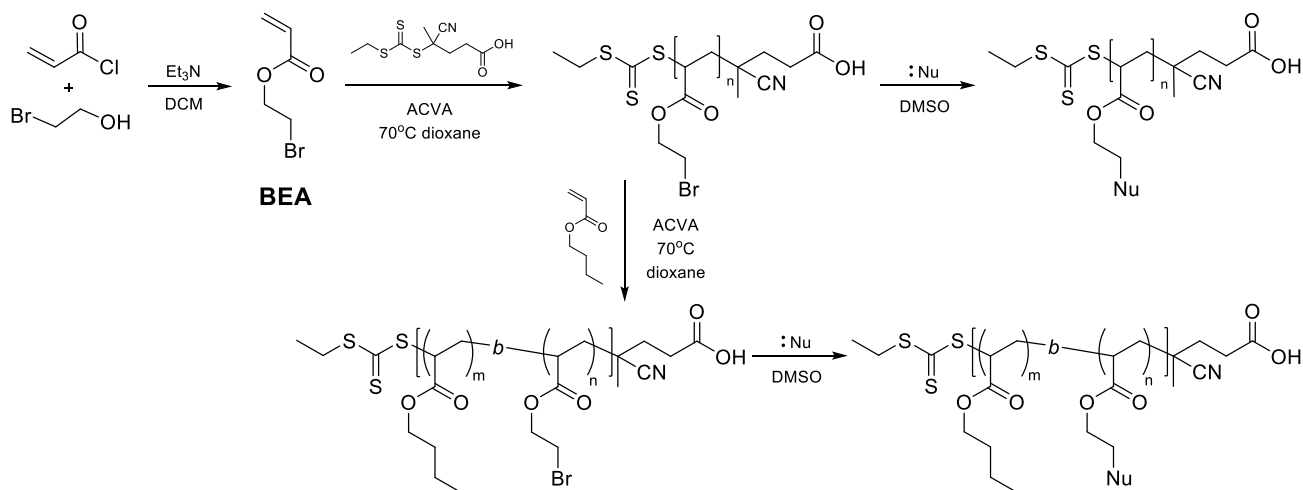
^c Calculated from ¹H NMR end group analysis. ^d From SEC analysis (DMF LiBr, pMMA-Std.).

RAFT block copolymerization

Based on the promising previous results, we further investigated the formation of block copolymers comprising BEA monomer to demonstrate that the RAFT chain ends are still present and functional. The advantage of RAFT polymerization is that it enables facile synthesis of well-defined block copolymers, by chain extending the remaining trithiocarbonate end-group moiety. To examine this “livingness” of the precipitated homopolymer, pBEA was chain extended using the hydrophobic monomer butyl acrylate (BA). The polymerization of the second pBA block was achieved in an analogous fashion to BEA homopolymerization, but instead the BEA polymer was utilized as a macro-CTA (Scheme 1). The shift in the SEC trace to high molecular weights clearly demonstrates the successful chain extension of the pBEA with pBA, however a low molecular weight shoulder can be observed, which corresponds to the macro-CTA (Figure 2A). Calculating the initiator decomposition under our reaction conditions, we would expect a number of dead chains in the system to be below 2%.^{43,44} Considering the highly reactive nature of the monomer due to the bromine group, additional

loss of the CTA end-group cannot be fully excluded. Nevertheless, more than 90% of the chains reinitiate and the SEC traces of the second block were in good agreement with theoretically expected values for the block copolymer (Figure 2A).

To eliminate the possibility of the shoulder being formed by side-reactions at high conversion in the polymerization of the pBEA macro-CTA, we limited the conversion of the macro-CTA polymerization to 75%, before repeating the chain extension with pBA. The low molecular weight shoulder remained (See Figure S5), despite limiting conversion of the first block, suggesting that poor re-initiation of the macro-CTA is the cause of the shoulder. Formation of well-defined block copolymers requires that the first block have an R-group with a similar or greater leaving ability, than that of the second polymer radical.^{45,46} In this case, despite both blocks being formed of acrylates, the polymer side chain appears to have influenced the stability of the macro-radical.⁴³ The pBEA likely forms a macro-radical of lower stability than that formed by pBA, resulting in an adduct radical that partitions in favor of the starting materials, which causes the broadening of the molecular weight distribution indicative of the remaining macro-CTA seen in Figure 2A.



Scheme 1: Scheme of entire synthesis, beginning with monomer synthesis, RAFT homo and block copolymerization of BEA and nucleophilic substitution of pBEA precursors.

In addition to the previous polymer sequence, we examined the chain extension of a pBA macro-CTA with BEA monomer. Using similar conditions, we observed a well-defined block copolymer, with a

symmetrical, monomodal SEC trace (Figure 2B). These results support our hypothesis that pBA forms a more stable macro-radical, resulting in a better defined block-copolymer due to complete re-initiation of the macro-CTA. Thus we have demonstrated that BEA is suitable for the formation of pure block copolymers without any apparent side reactions with the bromine group, however synthesis does require planning of the block order and consideration of the second block macro-radical stability.

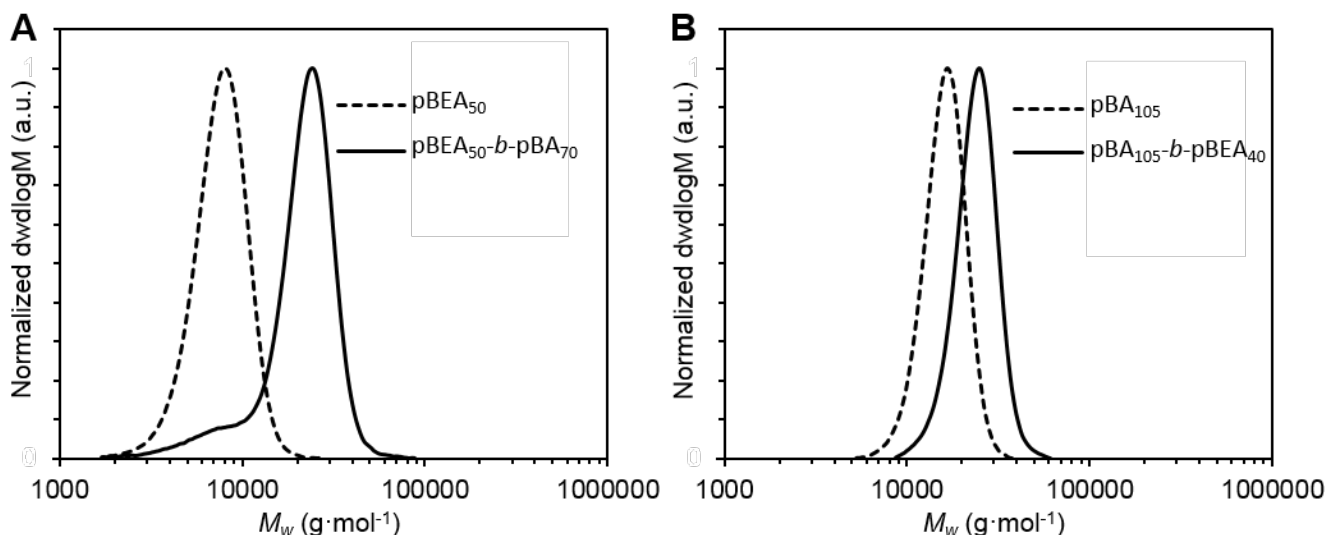
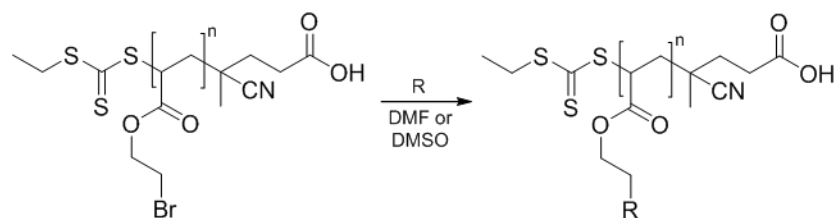


Figure 2: (A) Chain extension of $pBEA_{50}$ macro-CTA with pBA_{70} . (B) Chain extension of pBA_{105} macro-CTA with $pBEA_{40}$.

Post-polymerization Modification

After demonstrating the successful polymerization of BEA, we investigated the reactivity of this precursor in nucleophilic substitutions testing a range of nucleophiles. Since pBEA consists of primary alkyl halides, we envisioned it would readily undergo an S_N2 reaction with various nucleophilic species. We were interested in testing if very high conversions (>95%) could be reached in the absence of side reactions, both of which are crucial for an effective post-polymerization modification.

To investigate the versatility of our method, we selected 5 different types of nucleophiles: amines, phosphines, azides, sulfites and thiols (Scheme 2). The substitutions of pBEA were conveniently followed by 1H NMR, by observing the shifts on the ethyl acrylate pendant arms both before and after substitution.



R =	Nucleophile	R =	Nucleophile
	Trimethyl amine		Tetraethyl ammonium sulfite
	Trimethyl phosphine		Sodium azide
	β -D-Thioglucose		Thiophenol

Scheme 2: Summary of the substitutions.

As a first example, we examined the substitution of the bromine by thiophenol (Figure 3). Thio-bromo substitutions have previously been reported to be rapid and efficient reactions to introduce end-group functionality.⁴⁷⁻⁵² However, thio-bromo substitutions have not been thoroughly explored for main chain functionalization of polymers by controlled radical polymerization.

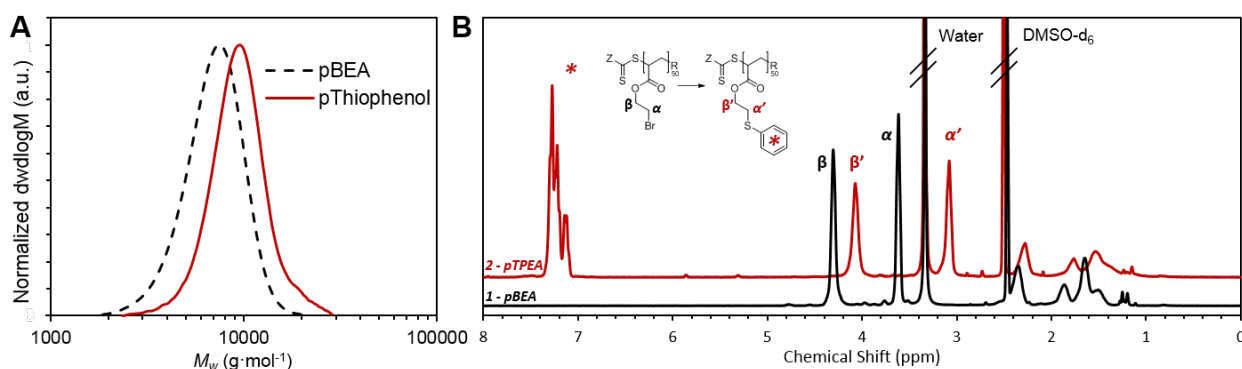


Figure 3: (A) SEC trace of precursor $pBEA_{50}$ (**1**), and post-substitution $pTPEA_{50}$, showing the similarity in distribution (B) 1H NMR in $DMSO-d_6$ indicating the shifts of the pendant ethyl acrylate chain for protons α and β of $pBEA_{50}$ (**1**) and protons α' and β' of $pTPEA_{50}$.

Thiophenol was selected to representatively probe substitution efficacy, since the appearance of aromatic protons in the ^1H NMR (~ 7.1 ppm) are well separated from any peaks in the pBEA precursor simplifying the comparison. Initially the substitution was attempted using only 2 equiv. of thiophenol. To our surprise less than 5% conversion was observed after 3 h as indicated by the ^1H NMR spectra (S13). In a subsequent reaction we added 2 equiv. of the sterically hindered base *N,N*-Diisopropylethylamine (DIPEA) to deprotonate the thiol, thereby increasing its nucleophilicity. This change resulted in a quantitative conversion to the desired polythiophenol product, as determined by the shift of proton signals from 4.34 and 3.65 ppm, to 4.08 and 3.09 ppm respectively, the appearance of aromatic signals at ~ 7.1 ppm in ^1H NMR (Figure 3B and S13), and the SEC trace also shifts to higher M_w (Figure 3A). Purification was conveniently achieved by precipitation in methanol. Comparison of the elemental analysis of the precursor pBEA with the polythiophenol product further demonstrates that the final product is pure and free from unreacted bromine sites. Remarkably, the ability to limit or promote reactivity by a change of pH offers the unique potential to combine this reaction with other thiol targeting conjugations such as the radical thiol-ene “click” and Micheal addition to an acceptor.

Another highly desirable functionality to introduce is the azide group, which provides a potent platform for further post-modification reactions.^{6,53,54} The direct synthesis of polyazides requires polymerization of azido monomers at low temperatures,^{55, 56} and numerous steps involve handling the toxic and potentially explosive azido derivatives. In our case, 2 equiv. of sodium azide were used and the reaction proceeded smoothly at room temperature, yielding full conversion after 16 h, with the excess sodium azide conveniently removed by precipitation in a brine/water mixture. Conversion was readily observed by the shift in the ^1H NMR (Figure 4B), 4.34 and 3.65 ppm, to 4.17 and 3.54 ppm in $\text{DMSO-}d_6$, and the appearance of a strong signal at 2200 cm^{-1} in the IR spectrum (Figure 4A) that corresponds to the $-\text{N}_3$ stretch frequency. This post-modification strategy for the synthesis of polyazides circumvents the use of highly reactive azido monomers, yet still readily provides the desired polymer.

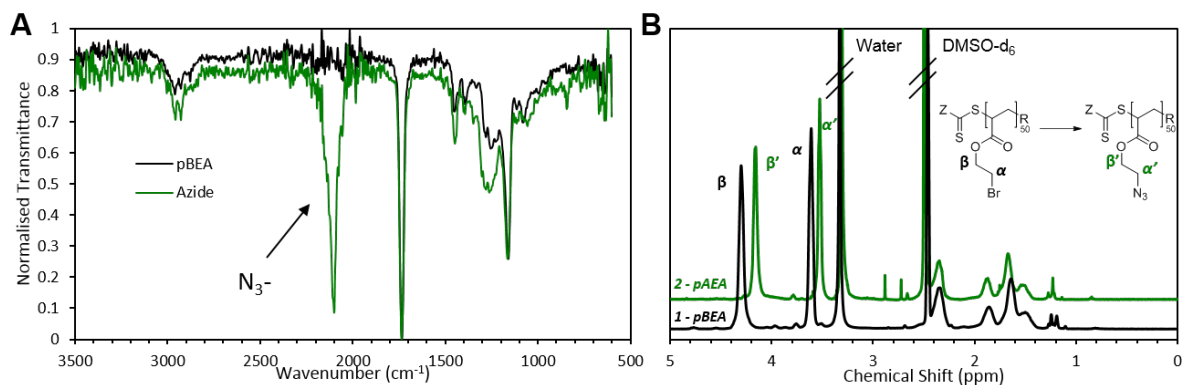


Figure 4: (A) IR overlay showing the absorbance of the pBEA₅₀ (**1**) vs. pAEA₅₀ (B) ¹H NMR in DMSO-d₆ indicating the shifts of the pendant ethyl acrylate chain for protons α and β of pBEA₅₀ (**1**) and protons α' and β' of pAEA₅₀.

Another example where direct synthesis by controlled radical polymerization is very demanding includes preparation of polyelectrolytes.⁵⁷ The usual method of synthesis requires either protection of the ionic group or use of water as the polymerization medium rendering it incompatible with hydrophobic co-monomers. The use of BEA as a precursor enables the synthesis of random and block copolymers in a hydrophobic environment before subsequent modification to give the polyelectrolyte.^{58,59} Cationic polyelectrolytes were prepared *via* quaternization with trimethyl amine or trimethyl phosphine. Tertiary amines are known to be strong nucleophiles, however, sterically demanding groups encumber reaction on the amine as in the case of the sterically hindered DIPEA. Strong nucleophiles are also able to cleave trithiocarbonates, resulting in a free thiol at the terminus of polymer chains, as in the case of aminolysis.⁶⁰ However, generally this requires a substantial excess of nucleophile to cleave all chain ends, and the nucleophile is likely to react preferentially with the alkyl halide than with the trithiocarbonate. For the less hindered trimethyl amine, the reaction proceeded rapidly to yield quantitative conversion of the bromine group (S6) and a highly charged polyelectrolyte is obtained. We then proceeded to synthesize the structurally and nucleophilically similar reaction of trimethyl phosphine with the bromine precursor. This reaction was carried out under identical conditions to that of trimethyl amine and provided a particularly hygroscopic, polycationic polymer species (S8).

As previously mentioned this post modification route facilitates preparation of well-defined ionic copolymers starting from hydrophobic monomers. To demonstrate the versatility of this method, we tested the substitution reaction on the previously described block copolymers pBA-*b*-pBEA using trimethyl amine. Similar to the corresponding homopolymers the reaction proceeds smoothly. The obtained pTMABEA-*b*-pBA block copolymer enables the formation of micellar structures, due to the opposing polarity of polyelectrolyte and pBA blocks. Dispersing the copolymer in water gives a highly turbid solution, which was analysed using DLS and zetapotential. The results confirm the formation of uniform micelles with a positive surface charge (see Table 5 in SI and S10 for details).

In contrast to cationic polymers, strong anionic polyelectrolytes such as poly sulfonates are so far only accessible *via* the direct polymerization of the respective sulfonate monomers, which require either stringent reaction conditions or protecting group strategies. Surveying the literature on preparation of sulfonates, we discovered that sulphite salts are known to be excellent nucleophiles (the Strecker reaction), that have thus far been neglected for decades likely due to the limited solubility of these salts in organic solvent.^{61,62} Based on a recent report,²⁶ we synthesized the tetraethyl ammonium salt starting from dimethyl sulphite, a salt that displays superior solubility in polar organic solvents such as methanol or DMSO. With this material in hand, we tested the substitution efficiency of the sulphite on our bromine polymer. Astonishingly, this reaction rapidly generates the desired sulfonate polymer in quantitative yield without any need for further optimization (Figure 5). The success of this reaction highlights the strong nucleophilic character of sulphites and the preparation of alkyl ammonium salts drastically improves their solubility in organic media, which is crucial for such polymer analogous reactions.

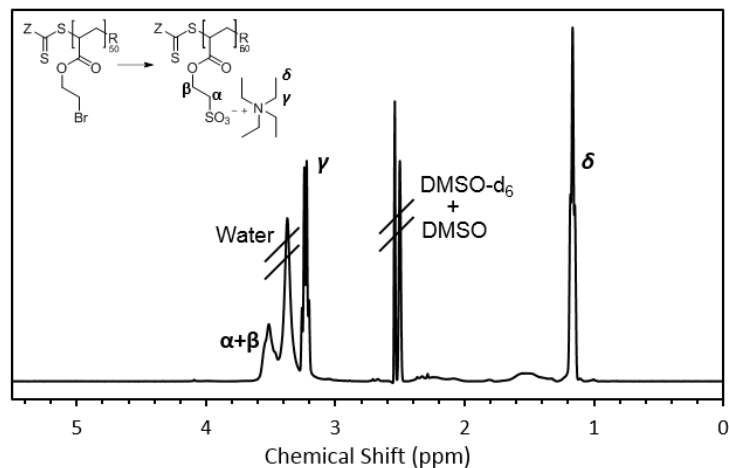


Figure 5: ^1H NMR in $\text{DMSO-}d_6$ of tetraethylammonium sulfonate polymer from $p\text{BEA}_{50}(\mathbf{I})$.

Finally, we focused on more biological relevant polymers. Glycopolymers have recently attracted considerable attention due to their exclusive binding properties to surface proteins.⁶³ The direct polymerization of the respective glycomonomers still remains a challenge, and thus far the most common routes are *via* polymerization of protected sugar monomers⁶⁴ or post modification such as using CuAAC or activate ester strategies.^{14, 22, 65, 66} Nevertheless, these attachments create additional linker groups such as triazoles that may impact on binding affinity.^{67, 68} The presented substitution of BEA does not create such expansive linkers. Given the success of the thio-bromo substitution using thiophenol, we used the commercially available thiolated sugar, β -thioglucose sodium salt. Anticipating that the thiolate anion would be sufficiently nucleophilic for the substitution, the reaction was conducted in the absence of any additional base. As confirmed by ^1H NMR (S15 and S16), substitution was quantitative after 48 h, using only 1.5 molar excess of the sugar, at room temperature. The SEC trace (S17) indicates there was some end group removal of the RAFT agent that caused minor disulfide formation resulting in a shoulder at high molecular weight. Any additional sugar starting material was then easily and rapidly separated from the obtained glycopolymer, by centrifugal filtration. Considering the convenient synthesis of the precursor polymer by RAFT, the availability of various thiosaccharides, and the efficiency of the substitution, this synthesis represents a cost effective and scalable route towards accessible and well-defined glycopolymers. Furthermore, by proceeding

without catalysts nor protecting groups, and under very mild conditions, this is a protocol that could be widely applicable due to the ease of characterization of the precursor, which with limited synthetic effort could rapidly generate a library of glycopolymers.

Table 2: Summary of pBEA substitutions and structural characteristics of polymers and derivatives.

Nucleophile	Conv. ^a	DP	pBEA	$M_{n,th}^b$ pBEA	$M_{n,SEC}^c$ pBEA	$M_{n,th}^b$ Substituted	$M_{n,SEC}^c$ Substituted	M_w/M_n^c
Trimethyl amine	>99%	50	1	8000	6500	10600	-	-
Trimethyl amine	>99%	100	2	16500	15100	24200	-	-
Trimethyl phosphine	88%	50	1	8000	6500	11300	-	-
TEA sulfite	>99%	50	1	8000	6500	13600	6500	1.21
TEA sulfite	>99%	150	3	26200	24600	45100	18200	1.34
Sodium azide	>99%	50	1	8000	6500	7200	6800	1.16
β -D-Thioglucose	>99%	50	1	8000	6500	15100	21400	1.16
Thiophenol	>99%	50	1	8000	6500	10800	9500	1.18
Trimethyl amine (block)	>99%	50- <i>b</i> -70	-	22800	24600	21200	-	-
Trimethyl phosphine (block)	>99%	50- <i>b</i> -70	-	22800	24600	22100	-	-

^a Determined from ¹H NMR. ^b Calculated from the conversion and characteristics of the parent polymer. ^c From SEC analysis (DMF LiBr, pMMA-Std.).

CONCLUSION

Our work demonstrates that nucleophilic substitutions of a halogen side group polymer, a reaction that has been widely disregarded in polymer science to date, enables access to highly reactive and yet well-defined homopolymers. These polymers can be synthesized without the need of stringent polymerization conditions nor at the cost of polymer yield. We have demonstrated a convenient and versatile synthesis of the alkylbromo polymer, pBEA that can be readily synthesized under RAFT conditions. A series of pBEA polymers were synthesized with varied molecular weights (2.0 – 26.2 kg mol⁻¹) and narrow dispersities (PDI = 1.10 – 1.17). Chain extension of these macro-CTAs proved that

the majority of the chain ends remain active and no significant side reactions were observed despite the high reactivity of the bromine groups. We have shown the versatility of pBEA in nucleophilic substitutions for efficient production of a diverse library of functional polymers. Therefore a variety of nucleophiles were examined including well known nitrogen based substituents such as azides or tertiary amines, but also the unreported sulphites and sugars were tested. Across all these nucleophilic species the substitution of pBEA proceeded with almost quantitative conversion (> 88%). A major advantage of this simple substitution are the mild conditions employed, *i.e.* room temperature and no need for additional catalysts.

In combination with the good control provided by RAFT, this strategy enables us to synthesize well-defined, highly charged polycations, permanently charged polyanions, stable polythiol ethers, a highly reactive polyazide and even synthetically demanding glycopolymers with minimal synthetic effort. In particular, the substitution using thiols is not limited to the demonstrated materials, but can certainly be extended to encompass other available thiolates. Considering the potential to create libraries of various materials with minimal effort and originating from a single precursor polymer, the presented synthesis route represents a unique and versatile tool for material science.

ACKNOWLEDGEMENTS

The Royal Society Wolfson Merit Award (WM130055; SP) and the Monash-Warwick Alliance (TRB; JB; SP) are acknowledged for financial support. Further, JB thanks the German Science Foundation (DFG) for granting a full postdoctoral fellowship (BR 4905/1-1).

SUPPORTING INFORMATION

Experimental information; ¹H-NMR spectra and GPC traces of polymers not depicted in the manuscript. This material is available free of charge via the Internet at <http://pubs.acs.org>.

REFERENCES

1. Braunecker, W. A.; Matyjaszewski, K. Controlled/living radical polymerization: Features, developments, and perspectives. *Progress in Polymer Science* **2007**, 32, (1), 93-146.
2. Szwarc, M., Living polymers and mechanisms of anionic polymerization. In *Living Polymers and Mechanisms of Anionic Polymerization*, Springer Berlin Heidelberg: 1983; Vol. 49, pp 1-177.
3. Anastasaki, A.; Nikolaou, V.; Nurumbetov, G.; Wilson, P.; Kempe, K.; Quinn, J. F.; Davis, T. P.; Whittaker, M. R.; Haddleton, D. M. Cu(0)-Mediated Living Radical Polymerization: A Versatile Tool for Materials Synthesis. *Chemical Reviews* **2015**.
4. Patten, T. E.; Xia, J.; Abernathy, T.; Matyjaszewski, K. Polymers with Very Low Polydispersities from Atom Transfer Radical Polymerization. *Science* **1996**, 272, (5263), 866-868.
5. Gody, G.; Maschmeyer, T.; Zetterlund, P. B.; Perrier, S. Rapid and quantitative one-pot synthesis of sequence-controlled polymers by radical polymerization. *Nat Commun* **2013**, 4.
6. Günay, K. A.; Theato, P.; Klok, H.-A., History of Post-Polymerization Modification. In *Functional Polymers by Post-Polymerization Modification*, Wiley-VCH Verlag GmbH & Co. KGaA: 2012; pp 1-44.
7. Gunay, K. A.; Theato, P.; Klok, H. A. Standing on the shoulders of hermann staudinger: Post-polymerization modification from past to present. *J. Polym. Sci. Pol. Chem.* **2013**, 51, (1), 1-28.
8. Gauthier, M. A.; Gibson, M. I.; Klok, H.-A. Synthesis of Functional Polymers by Post-Polymerization Modification. *Angewandte Chemie International Edition* **2009**, 48, (1), 48-58.
9. Wong, L.; Boyer, C.; Jia, Z.; Zareie, H. M.; Davis, T. P.; Bulmus, V. Synthesis of Versatile Thiol-Reactive Polymer Scaffolds via RAFT Polymerization. *Biomacromolecules* **2008**, 9, (7), 1934-1944.
10. Nuhn, L.; Overhoff, I.; Sperner, M.; Kaltenberg, K.; Zentel, R. RAFT-polymerized poly(hexafluoroisopropyl methacrylate)s as precursors for functional water-soluble polymers. *Polym. Chem.* **2014**, 5, (7), 2484-2495.
11. Eberhardt, M.; Théato, P. RAFT Polymerization of Pentafluorophenyl Methacrylate: Preparation of Reactive Linear Diblock Copolymers. *Macromol. Rapid Commun.* **2005**, 26, (18), 1488-1493.
12. Appukuttan, V. K.; Dupont, A.; Denis-Quanquin, S.; Andraud, C.; Monnereau, C. Mild and efficient bromination of poly(hydroxyethyl acrylate) and its use towards ionic-liquid containing polymers. *Polym. Chem.* **2012**, 3, (10), 2723-2726.

13. Ashok Kothapalli, V.; Shetty, M.; de los Santos, C.; Hobbs, C. E. Thio-bromo "Click," post-polymerization strategy for functionalizing ring opening metathesis polymerization (ROMP)-derived materials. *Journal of Polymer Science Part A: Polymer Chemistry* **2016**, 54, (1), 179-185.
14. Abdelkader, O.; Moebs-Sanchez, S.; Queneau, Y.; Bernard, J.; Fleury, E. Generation of well-defined clickable glycopolymers from aqueous RAFT polymerization of isomaltulose-derived acrylamides. *Journal of Polymer Science Part A: Polymer Chemistry* **2011**, 49, (6), 1309-1318.
15. Li, G.; Wang, H.; Zheng, H.; Bai, R. Room-temperature RAFT copolymerization of 2-chloroallyl azide with methyl acrylate and versatile applications of the azide copolymers. *Journal of Polymer Science Part A: Polymer Chemistry* **2010**, 48, (6), 1348-1356.
16. Sumerlin, B. S.; Tsarevsky, N. V.; Louche, G.; Lee, R. Y.; Matyjaszewski, K. Highly Efficient "Click" Functionalization of Poly(3-azidopropyl methacrylate) Prepared by ATRP. *Macromolecules* **2005**, 38, (18), 7540-7545.
17. Bousquet, A.; Barner-Kowollik, C.; Stenzel, M. H. Synthesis of comb polymers via grafting-onto macromolecules bearing pendant diene groups via the hetero-Diels-Alder-RAFT click concept. *Journal of Polymer Science Part A: Polymer Chemistry* **2010**, 48, (8), 1773-1781.
18. Inglis, A. J.; Sinnwell, S.; Stenzel, M. H.; Barner-Kowollik, C. Ultrafast Click Conjugation of Macromolecular Building Blocks at Ambient Temperature. *Angewandte Chemie International Edition* **2009**, 48, (13), 2411-2414.
19. Kim, T.-D.; Luo, J.; Tian, Y.; Ka, J.-W.; Tucker, N. M.; Haller, M.; Kang, J.-W.; Jen, A. K. Y. Diels-Alder "Click Chemistry" for Highly Efficient Electrooptic Polymers. *Macromolecules* **2006**, 39, (5), 1676-1680.
20. Liu, P. S.; Song, J. Well-Controlled ATRP of 2-(2-(2-azidoethoxy)ethoxy)ethyl Methacrylate for High-Density Click Functionalization of Polymers and Metallic Substrates. *J. Polym. Sci. Pol. Chem.* **2016**, 54, (9), 1268-1277.
21. Gunay, K. A.; Schuwer, N.; Klok, H.-A. Synthesis and post-polymerization modification of poly(pentafluorophenyl methacrylate) brushes. *Polym. Chem.* **2012**, 3, (8), 2186-2192.
22. Gibson, M. I.; Fröhlich, E.; Klok, H.-A. Postpolymerization modification of poly(pentafluorophenyl methacrylate): Synthesis of a diverse water-soluble polymer library. *Journal of Polymer Science Part A: Polymer Chemistry* **2009**, 47, (17), 4332-4345.
23. Kakuchi, R.; Theato, P. Sequential post-polymerization modification reactions of poly(pentafluorophenyl 4-vinylbenzenesulfonate). *Polym. Chem.* **2014**, 5, (7), 2320-2325.
24. Brendel, J. C.; Liu, F.; Lang, A. S.; Russell, T. P.; Thelakkat, M. Macroscopic Vertical Alignment of Nanodomains in Thin Films of Semiconductor Amphiphilic Block Copolymers. *ACS Nano* **2013**, 7, (7), 6069-6078.

25. Mammen, M.; Dahmann, G.; Whitesides, G. M. Effective Inhibitors of Hemagglutination by Influenza Virus Synthesized from Polymers Having Active Ester Groups. Insight into Mechanism of Inhibition. *Journal of Medicinal Chemistry* **1995**, 38, (21), 4179-4190.
26. Brendel, J. C.; Schmidt, M. M.; Hagen, G.; Moos, R.; Thelakkat, M. Controlled Synthesis of Water-Soluble Conjugated Polyelectrolytes Leading to Excellent Hole Transport Mobility. *Chemistry of Materials* **2014**, 26, (6), 1992-1998.
27. Zhai, L.; Pilston, R. L.; Zaiger, K. L.; Stokes, K. K.; McCullough, R. D. A Simple Method to Generate Side-Chain Derivatives of Regioregular Polythiophene via the GRIM Metathesis and Post-polymerization Functionalization. *Macromolecules* **2003**, 36, (1), 61-64.
28. Sugiyama, K.; Azuma, H.; Watanabe, T.; Ishizone, T.; Hirao, A. Anionic polymerization of 2-haloethyl methacrylates. *Polymer* **2003**, 44, (15), 4157-4164.
29. David, G.; Boyer, C.; Tonnar, J.; Ameduri, B.; Lacroix-Desmazes, P.; Boutevin, B. Use of iodocompounds in radical polymerization. *Chemical Reviews* **2006**, 106, (9), 3936-3962.
30. Zetterlund, P. B.; Kagawa, Y.; Okubo, M. Controlled/living radical polymerization in dispersed systems. *Chemical Reviews* **2008**, 108, (9), 3747-3794.
31. Couture, G.; Améduri, B. Kinetics of RAFT homopolymerisation of vinylbenzyl chloride in the presence of xanthate or trithiocarbonate. *European Polymer Journal* **2012**, 48, (7), 1348-1356.
32. Zheng, Z.; Ling, J.; Müller, A. H. E. Revival of the R-Group Approach: A "CTA-shuttled" Grafting from Approach for Well-Defined Cylindrical Polymer Brushes via RAFT Polymerization. *Macromol. Rapid Commun.* **2014**, 35, (2), 234-241.
33. Gu, Y.; Lodge, T. P. Synthesis and Gas Separation Performance of Triblock Copolymer Ion Gels with a Polymerized Ionic Liquid Mid-Block. *Macromolecules* **2011**, 44, (7), 1732-1736.
34. Cotanda, P.; Sudre, G.; Modestino, M. A.; Chen, X. C.; Balsara, N. P. High Anion Conductivity and Low Water Uptake of Phosphonium Containing Diblock Copolymer Membranes. *Macromolecules* **2014**, 47, (21), 7540-7547.
35. Meek, K. M.; Elabd, Y. A. Alkaline Chemical Stability of Polymerized Ionic Liquids with Various Cations. *Macromolecules* **2015**, 48, (19), 7071-7084.
36. Hedir, G. G.; Bell, C. A.; O'Reilly, R. K.; Dove, A. P. Functional Degradable Polymers by Radical Ring-Opening Copolymerization of MDO and Vinyl Bromobutanoate: Synthesis, Degradability and Post-Polymerization Modification. *Biomacromolecules* **2015**, 16, (7), 2049-2058.
37. Hedir, G. G.; Pitto-Barry, A.; Dove, A. P.; O'Reilly, R. K. Amphiphilic block copolymer self-assemblies of poly(NVP)-b-poly(MDO-co-vinyl esters): Tunable dimensions and functionalities. *Journal of Polymer Science Part A: Polymer Chemistry* **2015**, 53, (23), 2699-2710.

38. Moad, G.; Barner-Kowollik, C., The Mechanism and Kinetics of the RAFT Process: Overview, Rates, Stabilities, Side Reactions, Product Spectrum and Outstanding Challenges. In *Handbook of RAFT Polymerization*, Wiley-VCH Verlag GmbH & Co. KGaA: 2008; pp 51-104.
39. Moad, G.; Rizzardo, E.; Thang, S. H. Living Radical Polymerization by the RAFT Process - A Second Update. *Aust. J. Chem.* **2009**, 62, (11), 1402-1472.
40. Moad, G.; Rizzardo, E.; Thang, S. H. Living Radical Polymerization by the RAFT Process - A Third Update. *Aust. J. Chem.* **2012**, 65, (8), 985-1076.
41. Gody, G.; Maschmeyer, T.; Zetterlund, P. B.; Perrier, S. Exploitation of the Degenerative Transfer Mechanism in RAFT Polymerization for Synthesis of Polymer of High Livingness at Full Monomer Conversion. *Macromolecules* **2014**, 47, (2), 639-649.
42. Martin, L.; Gody, G.; Perrier, S. Preparation of complex multiblock copolymers via aqueous RAFT polymerization at room temperature. *Polym. Chem.* **2015**, 6, (27), 4875-4886.
43. Stenzel, M. H., Complex Architecture Design via the RAFT Process: Scope, Strengths and Limitations. In *Handbook of RAFT Polymerization*, Wiley-VCH Verlag GmbH & Co. KGaA: 2008; pp 315-372.
44. de Lambert, B.; Charreyre, M.-T.; Chaix, C.; Pichot, C. Poly(N-tert-butyl acrylamide-b-N-acryloylmorpholine) amphiphilic block copolymers via RAFT polymerization: Synthesis, purification and characterization. *Polymer* **2007**, 48, (2), 437-447.
45. Chong, Y. K.; Le, T. P. T.; Moad, G.; Rizzardo, E.; Thang, S. H. A More Versatile Route to Block Copolymers and Other Polymers of Complex Architecture by Living Radical Polymerization: The RAFT Process. *Macromolecules* **1999**, 32, (6), 2071-2074.
46. Tang, C.; Kowalewski, T.; Matyjaszewski, K. RAFT Polymerization of Acrylonitrile and Preparation of Block Copolymers Using 2-Cyanoethyl Dithiobenzoate as the Transfer Agent. *Macromolecules* **2003**, 36, (23), 8587-8589.
47. Rosen, B. M.; Lligadas, G.; Hahn, C.; Percec, V. Synthesis of dendrimers through divergent iterative thio-bromo "Click" chemistry. *Journal of Polymer Science Part A: Polymer Chemistry* **2009**, 47, (15), 3931-3939.
48. Rosen, B. M.; Lligadas, G.; Hahn, C.; Percec, V. Synthesis of dendritic macromolecules through divergent iterative thio-bromo "Click" chemistry and SET-LRP. *Journal of Polymer Science Part A: Polymer Chemistry* **2009**, 47, (15), 3940-3948.
49. Xu, J.; Tao, L.; Boyer, C.; Lowe, A. B.; Davis, T. P. Combining Thio-Bromo "Click" Chemistry and RAFT Polymerization: A Powerful Tool for Preparing Functionalized Multiblock and Hyperbranched Polymers. *Macromolecules* **2010**, 43, (1), 20-24.

50. Chen, S.; Ströhl, D.; Binder, W. H. Orthogonal Modification of Polymers via Thio–Bromo “Click” Reaction and Supramolecular Chemistry: An Easy Method Toward Head-to-Tail Self-Assembled Supramolecular Polymers. *ACS Macro Letters* **2015**, 4, (1), 48-52.
51. Tsarevsky, N. V.; Matyjaszewski, K. Reversible Redox Cleavage/Coupling of Polystyrene with Disulfide or Thiol Groups Prepared by Atom Transfer Radical Polymerization. *Macromolecules* **2002**, 35, (24), 9009-9014.
52. Tsarevsky, N. V.; Sumerlin, B. S.; Matyjaszewski, K. Step-Growth “Click” Coupling of Telechelic Polymers Prepared by Atom Transfer Radical Polymerization. *Macromolecules* **2005**, 38, (9), 3558-3561.
53. Lutz, J.-F. 1,3-Dipolar Cycloadditions of Azides and Alkynes: A Universal Ligation Tool in Polymer and Materials Science. *Angewandte Chemie International Edition* **2007**, 46, (7), 1018-1025.
54. Goldmann, A. S.; Glassner, M.; Inglis, A. J.; Barner-Kowollik, C. Post-Functionalization of Polymers via Orthogonal Ligation Chemistry. *Macromol. Rapid Commun.* **2013**, 34, (10), 810-849.
55. Ladmiral, V.; Legge, T. M.; Zhao, Y.; Perrier, S. “Click” Chemistry and Radical Polymerization: Potential Loss of Orthogonality. *Macromolecules* **2008**, 41, (18), 6728-6732.
56. Li, Y.; Yang, J.; Benicewicz, B. C. Well-controlled polymerization of 2-azidoethyl methacrylate at near room temperature and click functionalization. *Journal of Polymer Science Part A: Polymer Chemistry* **2007**, 45, (18), 4300-4308.
57. Laschewsky, A. Recent trends in the synthesis of polyelectrolytes. *Current Opinion in Colloid & Interface Science* **2012**, 17, (2), 56-63.
58. Kolomanska, J.; Johnston, P.; Gregori, A.; Fraga Dominguez, I.; Egelhaaf, H.-J.; Perrier, S.; Rivaton, A.; Dagron-Lartigau, C.; Topham, P. D. Design, synthesis and thermal behaviour of a series of well-defined clickable and triggerable sulfonate polymers. *RSC Advances* **2015**, 5, (82), 66554-66562.
59. Sumerlin, B. S.; Lowe, A. B.; Thomas, D. B.; Convertine, A. J.; Donovan, M. S.; McCormick, C. L. Aqueous solution properties of pH-responsive AB diblock acrylamido–styrenic copolymers synthesized via aqueous reversible addition–fragmentation chain transfer. *Journal of Polymer Science Part A: Polymer Chemistry* **2004**, 42, (7), 1724-1734.
60. Willcock, H.; O'Reilly, R. K. End group removal and modification of RAFT polymers. *Polym. Chem.* **2010**, 1, (2), 149-157.
61. Strecker, A. Ueber das Lecithin. *Justus Liebigs Annalen der Chemie* **1868**, 148, (1), 77-90.
62. Reed, R. M.; Tartar, H. V. The Preparation of Sodium Alkyl Sulfonates. *Journal of the American Chemical Society* **1935**, 57, (3), 570-571.

63. Eissa, A.; Cameron, N., Glycopolymers Conjugates. In *Bio-synthetic Polymer Conjugates*, Schlaad, H., Ed. Springer Berlin Heidelberg: 2013; Vol. 253, pp 71-114.
64. von der Ehe, C.; Rinkenauer, A.; Weber, C.; Szamosvari, D.; Gottschaldt, M.; Schubert, U. S. Selective Uptake of a Fructose Glycopolymers Prepared by RAFT Polymerization into Human Breast Cancer Cells. *Macromolecular Bioscience* **2016**, 16, (4), 508-521.
65. Becer, C. R.; Babiuch, K.; Pilz, D.; Hornig, S.; Heinze, T.; Gottschaldt, M.; Schubert, U. S. Clicking Pentafluorostyrene Copolymers: Synthesis, Nanoprecipitation, and Glycosylation. *Macromolecules* **2009**, 42, (7), 2387-2394.
66. Burns, J. A.; Gibson, M. I.; Becer, C. R., Glycopolymers via Post-Polymerization Modification Techniques. In *Functional Polymers by Post-Polymerization Modification*, Wiley-VCH Verlag GmbH & Co. KGaA: 2012; pp 237-265.
67. Maheshwari, R.; Levenson, E. A.; Kiick, K. L. Manipulation of Electrostatic and Saccharide Linker Interactions in the Design of Efficient Glycopolypeptide-Based Cholera Toxin Inhibitors. *Macromolecular Bioscience* **2010**, 10, (1), 68-81.
68. Zwicker, V. E.; Liu, X.; Yuen, K. K. Y.; Jolliffe, K. A. Triazole-containing zinc(II)dipicolylamine-functionalised peptides as highly selective pyrophosphate sensors in physiological media. *Supramolecular Chemistry* **2016**, 28, (1-2), 192-200.

Table of Contents Graphic

