

MPRA

Munich Personal RePEc Archive

A Model of Vacancy Chains as a Mechanism for Resource Allocation

Fioretti, Guido
University of Bologna

07. March 2007

Online at <http://mpra.ub.uni-muenchen.de/8205/>
MPRA Paper No. 8205, posted 10. April 2008 / 14:00

A Model of Vacancy Chains as a Mechanism for Resource Allocation

Guido Fioretti *
University of Bologna

March 7, 2007

Abstract

Vacancy chains can be tracked in any context where a the availability of a desirable resource triggers a cascade of occupations through which the scarce resource flows through different owners. However, under certain conditions vacancy chains, rather than markets or other forms of competition, *determine* the allocation of the resource. This article develops a formal and computational model of vacancy chains as a mechanism for resource allocation in order to find out their properties with respect to organizational forms.

We find that hierarchies with few middle managers are particularly prone to make use of vacancy chains in order to allocate resources that originate at the top, such as employment positions. In fact, vacancy chains often disappear when information is widely available, because information is likely to attract applicants who engage in a competition. Thus, the many middle managers of a thick organization may compete for a resource that originates at the top. On the contrary, organizations that are thick at the bottom and at the top, but thin in the middle, are most likely to regulate resource allocation by means of vacancy chains.

1 Introduction

Allocation of scarce resources may be achieved by means of monetary compromises enabled by market interactions, by means of open fights, or by means of a

*Contact address: Guido Fioretti, Department of Management Science, via Capo di Lucca 34, I - 40126 Bologna. E-mail: guido.fioretti@unibo.it.

combination of incomplete information and idiosyncratic needs engendered by a particular organization. Both market interactions and open combats involve competition. However, resource allocation does not require competition if only one subject is able to fulfill certain requirements with respect to the knowledge of those who assign the resource. Eventually, considerable efforts may be made in order to be considered just a unique candidate. However, no competition, in the sense in which two merchants compete on price or two warriors compete on strength, takes place.

Consider for instance internal labor markets. Most of the times, promotion of subordinates does not take place by posting available positions and hiring the one who offers the longest working hours for the lowest wage. Most of the times, managers observe subordinates long enough to know their abilities and eventually offer a position to the one they deem is most able to do a particular job. In this particular example, substantial efforts may have been made by subordinates in order to be deemed the only candidate able to cover that position. However, the position was not allocated by means of an open competition between several candidates, but simply because only one person with the required qualities was around when the position became available.

Note also that in the above example a labor market does exist, in the sense that the managers and the selected subordinate exchange work for wage. However, this market did not govern the allocation of the scarce resource. The scarce resource — the position — was allocated by focusing on a sufficiently narrow information set — i.e. the employees of a particular section at a particular plant — and by requiring sufficiently idiosyncratic competences. We shall see examples where the same mechanism of resource allocation operates without any residual role for the market.

It is important to realize that the above view of the labor market is opposite to that of neoclassical economics. In fact, the latter assumes willful accumulation of human capital in order to obtain certain positions. On the contrary, the above view assumes that positions are available independently of the capabilities of applicants, and that a position is only assigned if it becomes vacant [12] [14] [8]. Since a vacant position is eventually occupied by someone who makes another position available, chains of vacancies are triggered whenever an incumbent dies or retires [25] [24]. Thus, the possibilities of employment for the youngest generation depend on the dynamics of previous generations, rather than on its own capabilities.

However, since real organizations are characterized by a mixture of vacancy chains and markets (or other allocative mechanisms based on competition), a va-

cancy chain may stop to operate as a mechanism for resource allocation well before its end. Consider again the case of internal labor markets. A vacancy may be triggered by a retirement, which triggers a chain of vacancies through subordinates. At the beginning only one subordinate is available to replace the retired employee, so the vacancy chain acts as a means for allocating the resource. However, by descending the hierarchy jobs may become less idiosyncratic, until two or more equally qualified persons apply for the same position. From that point onwards, the resource is allocated by the labor market. However, the vacancy chain can still be traced through employees of decreasing status, and eventually through the external labor market as well.

Thus, the fact that a vacancy chain is identified does not imply that it is the prime mover of resource allocation. Likewise, the fact that a monetary transaction takes place does not imply that a resource is allocated by the market.

This distinction has never been explicitly stated in empirical research on vacancy chains. However, all empirical investigations have focused on situations where vacancy chains, at least in their initial steps, did operate as allocation mechanisms. A closer examination of the empirical literature will shed light on this issue:

- Internal labor markets have been mentioned as the prototypical example of resource allocation by means of vacancy chains. For instance, an empirical study of a corporation operating in the forestry business highlighted that although posting available positions to all employees was the company's official policy, two thirds of actual staffing decisions were made by means of vacancy chains [11]. Indeed, theoretical considerations suggest that organizations fill their lowest positions by means of labor markets, but openings higher up in the hierarchy are assigned by means of vacancy chains [2]. The very first application of the concept of vacancy chains concerned the occupancy of parish churches of increasing size [25] [24]. With hindsight we may recognize that this field suits vacancy chains particularly well because ministers are appointed mainly depending on age, so no more than one applicant is available for each position. For similar reasons, vacancy chains apply to civil servants such as policemen [21] [20] [9] and doctors [1]. An interesting instance is provided by highly specialized professionals whose competencies may be sufficiently unique to be hired by means of vacancy chains. In cases of extreme specialization such as professional football coaches, no two of them are equal so it makes no sense for them to compete on a market [18] [19].

- A housing market does exist, but houses and apartments of good quality are very different from one another, so their value depends so much on personal taste. Thus, prospective renters or owners do not base their decisions merely on price. Rather, they generally wait until a house or apartment that satisfies their aspirations becomes available before leaving the one they are occupying. Also in this case, a scarce resource is allocated by means of vacancy chains. On the contrary, low-quality apartments are likely to be allocated by the market on the basis of price. The vacancy chain model has been successfully applied to the housing market [10] [7], though no effort has been made to ascertain at what point the vacancy chains cease to operate as allocation mechanism. However, it is interesting to remark that an economic model of chains in the housing market had to assume idiosyncratic and discontinuous preferences in order to reproduce empirical data [17]. Alternatively, one could have assumed that information was so scarce that only one prospective buyer was available for each item in the higher segment of the market; consequently, the vacancy chains would allocate the resources, rather than the preferences of buyers.
- Hermit crabs use abandoned gastropod shells as shelters, which they carry with them once they entered one. Crabs of increasing age need shells of increasing size. Thus, an empty shell released in the environment triggers a chain of vacancies of smaller shells. Experiments have been made where one shell at a time was released in a pond where the density of crabs was sufficiently low for there being only one crab in the proximity of a shell [5] [4]. Thus, in this case the vacancy chain acts as a mechanism for resource allocation. Note also that in this experiment no competition takes place, not even for the selection of the prospective occupier. However, if two or more hermit crabs are in the proximity of an empty shell which both of them like, they fight for it [4]. In this case, albeit a vacancy chain can still be traced, it does not operate as allocation mechanism. The combat does.
- Vacancy chains have been used for decentralized routing of robots [15] [16]. Since we can view robots as carriers or transporters that must be assigned to alternative routes, this is also a problem of resource allocation. Interestingly, in order for vacancy chains to work it was necessary to add a constraint that impaired too many robots from servicing the same route at a time. Similarly to employees aspiring to better jobs, families aspiring to better houses and hermit crabs aspiring to better shells, some constraint must be there to

ensure that only one candidate is ready to occupy a vacancy. If this is not the case, some form of competition is in order to resolve the question, be it market competition or physical fight. In the case of robots, impairing competition was simpler than endowing them with a criterium to establish a winner.

Both empirical experiences and theoretical considerations have suggested conditions for the existence of vacancy chains. According to Chase, vacancy chains require that *i*) The resource units are reusable, discrete, identifiable and utilized by one individual or social group at a time; *ii*) A unit must be vacant before it can be taken by a new occupant; *iii*) Individuals must need or want new and usually “bigger” or “better” units; *iv*) Vacant units must be scarce; *v*) Most individuals in a group already must have units so they can leave one behind when they move to a new one [3]. According to Sørensen, vacancy chains require that *a*) The pre-determined and well specified nature of positions; *b*) The indefinite duration of matches between people and positions; *c*) Allocations that represent the outcomes of authority decisions rather than market exchanges [13].

While not contradictory to one another, only the condition (*c*) among the eight listed above cares that vacancy chains allocate resources rather than just tracking the allocation of resources made by the market. The formulation adopted in this paper is more general, for it does not require that allocations “represent the outcomes of authority decisions” but simply that only one candidate is there for a certain role, as it happened in the experiments with hermit crabs. Furthermore, the alternatives to vacancy chains considered in this paper include *all* means of allocating scarce resources based on competition, including the market but not limiting to it.

Once it is recognized that vacancy chains may act as a means for the allocation of scarce resources if information is sufficiently restrained, one may ask which organizational structures, whose members are characterized by different information sets, are most conducive of vacancy chains. Section 2 illustrates a model of vacancy chains in organizational structures. Section 3 explores its properties and identifies one particular structure where vacancy chains are particularly likely to be used as a resource allocation mechanism. Finally, section 4 concludes.

2 Vacancy Chains in Organizational Structures

Vacancy chains are generally modeled by means of Markov chains [25] [24]. In this section, a particular model is presented in order to study the propagation of

vacancy chains in organizational structures.

Let us consider a set of positions arranged in *strata*, which may represent hierarchical levels in an organization, or degrees of quality of houses, or size of shells, or path lengths in a routing problem, or else. Strata are ordered by decreasing importance, top to bottom of a hierarchy. It is a partial ordering, i.e. two or more agents may belong to the same stratum.

Let p_{ij} denote the probability that a vacancy in stratum i moves to stratum j , with $i, j = 0, 1, 2, \dots, s$ where s is the number of strata over the zero level. In particular, since stratum 0 represents the outer world, the probability that a vacancy moves from stratum i to the outside is p_{i0} .

Let us arrange probabilities p_{ij} in a $(s+1) \times (s+1)$ matrix \mathbf{P} . Let us assume that hierarchical ladders are climbed one step at a time, which implies that vacancies can only move one stratum lower at each step. Thus, \mathbf{P} has the following form:

$$\mathbf{P} = \begin{bmatrix} 1 & 0 & \cdots & 0 \\ p_{10} & p_{11} & 0 & \cdots & 0 \\ 0 & p_{21} & p_{22} & 0 & \cdots & 0 \\ \vdots & & & & & \vdots \\ 0 & \cdots & 0 & p_{s(s-1)} & p_{ss} \end{bmatrix}$$

where the $(0,0)$ element is 1 because vacancies cannot move once they reached stratum 0.

Probabilities p_{ij} are such that $\sum_j p_{ij} = 1$. Since $\forall i$ the only non-zero elements are $p_{i(i-1)}$ and p_{ii} , and since $p_{ii} = 1 - p_{i(i-1)}$, probabilities $p_{i(i-1)}$ are sufficient to determine \mathbf{P} .

By means of this matrix we want to investigate the length of vacancy chains from their origin to the point where they cease to operate as a mechanism for resource allocation, depending on starting stratum and organizational structure. The length of our vacancy chains depends on:

- The origin of a vacancy chain. The higher the stratum where a vacancy first occurs, the longer the ensuing chain can be (though the length of vacancy chains depends on many factors). Let us denote by o , the origin of a vacancy chain, with $o \in \mathcal{N}$, $1 \leq o \leq s$.
- The size of the neighborhood where the occurrence of a vacancy is known. If two or more actors in the neighborhood qualify for the vacant position, this is assigned by means of some form of competition. On the contrary, if

only one actor in the neighborhood qualifies for the vacant position, this is assigned to the only applicant. It is in this case that we say that the vacancy chain operates as a mechanism for resource allocation. Let n denote the size of the neighborhood, with $n \in \mathcal{N}$.

- The number of strata, or hierarchical levels. Vacancy chains apply to any organization whose positions are stratified; eventually, strata may represent hierarchical levels if relations of subordination exist. Since we are only interested in vacancy chains as long as they operate as devices to allocate scarce resources, and since this can only happen if an organizational structure limits the diffusion of information (see above), we consider that vacancy chains do not propagate outside the organization. We have denoted the number of strata by s , with $s \in \mathcal{N}$. The outer world is represented by $s = 0$.
- The distribution of positions on strata. If we are considering hierarchies, the distribution of positions on strata tells the fraction of middle managers, workers and top managers. In more general terms, a non-uniform distribution of positions on strata characterizes non-homogeneous structures. Let us denote the distribution of positions by $f(k)$, with $k = 0, 1, 2, \dots, s$.

Let us first consider the case of a uniform distribution of strata. The number of ways of arranging any number of $(s + 1)$ different strata in n positions is the number of dispositions with repetition of $s + 1$ elements of class n , which is equal to $(s + 1)^n$. This will be the denominator of the fraction that yields the $p_{i(i-1)s}$.

The number of dispositions where a particular position is on a particular stratum, all others being on any different stratum, is s^{n-1} . The number of dispositions where any position is on a particular stratum, all others being on any different stratum, is ns^{n-1} . Thus, the probability of finding exactly one position on the required stratum in a neighborhood of size n is:

$$p_{i(i-1)s} = \frac{ns^{n-1}}{(s+1)^n} \quad \forall i \quad (1)$$

Let us now consider the case of a non-uniform distribution of strata $f(k)$. A non-uniform distribution of strata implies that certain strata are overrepresented, others are underrepresented. Instead of s , we should consider the integral of $f(k)$. On the numerator, this integral extends over the s strata obtained by excluding the

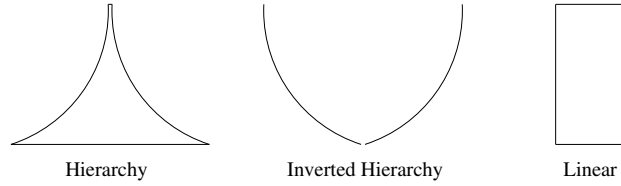


Figure 1: Left to right, the structures obtained with a hierarchical, inverted hierarchical and linear distribution of positions, respectively.

i -th one. On the denominator, this integral extends over all $s + 1$ strata. Furthermore, the n at the numerator should be corrected by $f(i - 1)$. In conclusion, we obtain:

$$p_{i(i-1)} = \frac{nf(i-1) [\sum_{k=0}^{i-1} f(k) + \sum_{k=i+1}^s f(k)]^{n-1}}{[\sum_{k=0}^s f(k)]^n} \quad \forall i \quad (2)$$

which reduces to eq. 1 if $f(k) = 1, \forall k$.

Let us consider the matrix \mathbf{P}^s . Its (i, j) -th element is the sum of the probabilities of all chains that start at stratum $o = i$ and end at stratum j in s moves.

Matrix \mathbf{P}^s can be used to derive statistics about the length of vacancy chains. For instance, $\forall i > 0$ the sum of the elements of \mathbf{P}^s for $j < i$ represents the probability that a chain starting at stratum i has a length greater than one. This is the main indicator that will be observed in § 3.

3 Experimental Results

Let us investigate the properties of vacancy chains depending on their origin, the size of the neighborhood where they are known, the number of strata, and the distribution of positions on strata. Organizational structure, specified by the distribution of positions on strata, is our main concern. Figure 1 illustrates three basic organizational structures: hierarchical, inverted hierarchical, and linear.

Several studies on vacancy chains [23] [22] focused on organizations with less middle managers than purely pyramidal organizations, as in the left side of figure 2. These structures are interesting because the perspectives of upward mobility, represented by the derivative of their contour, are as illustrated in the right side of figure 2. This shape suggests a “Venturi tube” effect, namely, that in these organizations careers are most difficult at the middle levels.

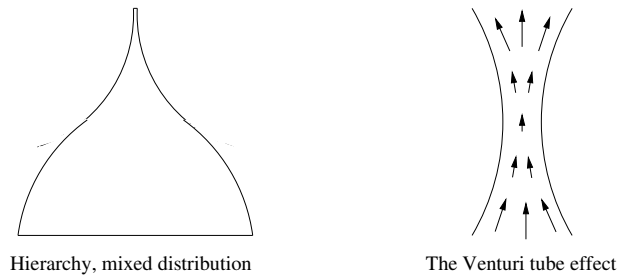


Figure 2: Left, the structures obtained with a mixed distribution of positions. Right, the corresponding ratio of the number of positions in neighboring strata and the ensuing Venturi tube effect.

Let us first explore hierarchical organizations (the leftmost part of figure 1) with different number of strata, where vacancy chains originate at different levels and are influenced by neighborhoods of different size. All results stem from the numerical model illustrated in appendix A.

Figure 3 illustrates the distribution of chain length in a hierarchical organization with 5 strata, where vacancies originate at stratum 5 (the highest stratum), for various sizes of the neighborhood. It is clear that larger neighborhoods produce longer vacancy chains, evidently because it is easier to find an agent who is occupying a position exactly one stratum lower than the one where a vacancy occurred.

Figure 4 illustrates the distribution of chain length in a hierarchical organization with 5 strata, where vacancies originate at stratum 3, for various neighborhood sizes. Here the picture is opposite to that of figure 3. In fact, larger neighborhoods produce shorter chains. Evidently, at low hierarchical levels the positions are so many that by increasing the neighborhood more than one agent able to fill the vacancy and the chain stops.

The difference between figures 3 and 4 is interesting because it suggests that for certain organizations and when vacancy chains originate at particular levels, more information (a larger neighborhood) does not create markets or other forms of competition. Rather, more information fosters resource allocation by means of vacancy chains. However, for other organizations and starting strata it is just the opposite. Thus, it is interesting to analyze which parameters originate distributions like in figure 3 as opposed to those that originate distributions like in figure 4.

Figure 5 illustrates the behavior of hierarchical organizations for all possible

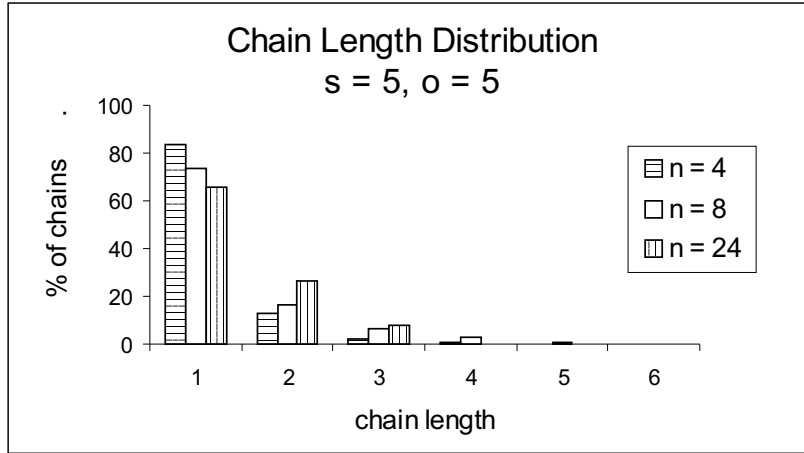


Figure 3: Chain length distributions in a hierarchical organization with $s = 5$, $o = 5$ and $n = 4, 8, 24$. All values have been averaged over 1,000 runs.

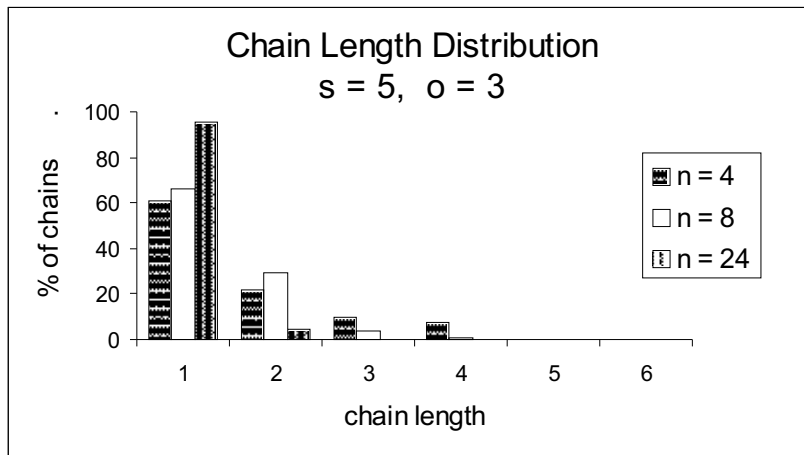


Figure 4: Chain length distributions in a hierarchical organization with $s = 5$, $o = 3$ and $n = 4, 8, 24$. All values have been averaged over 1,000 runs.

combinations of the number of strata and the origin of vacancy chains. Vacancy chains of length one are isolated vacancies. Thus, the proportion of vacancy chains of length greater than one over total vacancy chains denotes the proportion of vacancies that actually originate a chain before competitive allocation intervenes. This will be called *the proportion of vacancy chains* henceforth.

Parameter combinations such that the proportion of vacancy chains increases with neighborhood size (like in figure 3) have been denoted by an upward arrow. Parameters combinations such that the proportion of vacancy chains decreases with neighborhood size (like in figure 4) have been denoted by a downward arrow. Finally, curve arrows denote combinations of parameters where the proportion of chains increases when the size of the neighborhood passes from 4 to 8 but decreases when the size of the neighborhood passes from 8 to 24.

Figure 5 highlights that there exists a region where vacancy chains are facilitated by more information (larger neighborhood), separated from a region where vacancy chains are impaired by more information (larger neighborhood). The area between these two regions is rather thin, and almost horizontal. Thus, the effect of information on the proportion of vacancy chains does not depend on the number of strata. On the contrary, the origin of the vacancy chain is crucial. Only vacancy chains originating sufficiently high in the hierarchy are favored by more information.

Let us consider inverted hierarchies, i.e. organizations where there are far more high-ranked positions than low-ranked ones. This is the case illustrated in the center of figure 1. All else remains as above.

Figure 6 shows quite a different pattern from figure 5. Contrary to the previous case, vacancy chains are impaired by more information if they originate close to the top of the inverted hierarchy, whereas they are favored by more information if they are sufficiently far from it. Furthermore, note that the separating region is not horizontal. Thus, the effect of information on the proportion of vacancy chains depends on *both* the number of strata and the stratum where the chain originates.

Let us consider the intermediate organizational structure considered in this model, the linear organization. This is the case illustrated on the right of figure 1. All else remains as above. Figure 7 illustrates the corresponding table.

This intermediate organizational form does not exhibit intermediate properties between the hierarchy and the inverted hierarchy. Since it has the same number of positions in any stratum, the stratum where vacancies originate does not affect the outcome.

In both the hierarchy and the inverted hierarchy, larger neighborhoods have a positive impact on the proportion of vacancy chains when contiguous strata have

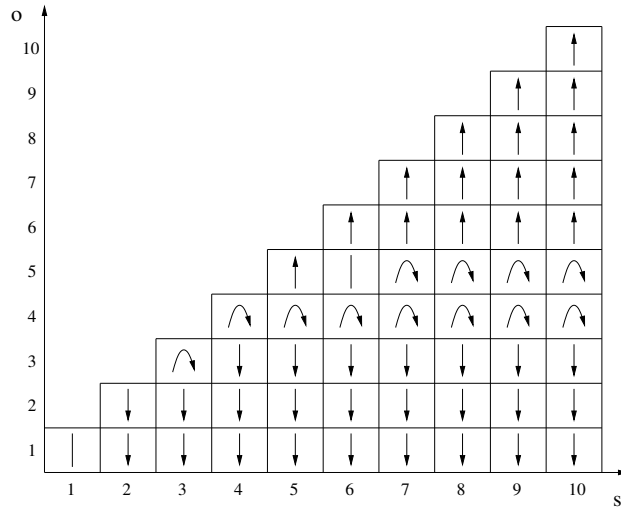


Figure 5: Hierarchy, variation of the proportion of vacancy chains with increasing neighborhood size (s : number of strata; o : stratum where vacancy chains originate). Upward arrows denote parameters combinations such that the proportion of vacancy chains increases when the size of the neighborhood passes from 4 to 8 to 24. Downward arrows denote parameters combinations such that the proportion of vacancy chains decreases when the size of the neighborhood passes from 4 to 8 to 24. Finally, curve arrows denote parameters combinations such that the proportion of vacancy chains first increases when the size of the neighborhood passes from 4 to 8, then decreases when the size of the neighborhood passes from 8 to 24. Undirected bars denote parameter sets that produced outcomes differing from one another by less than 1%. All results have been averaged over 1,000 runs.

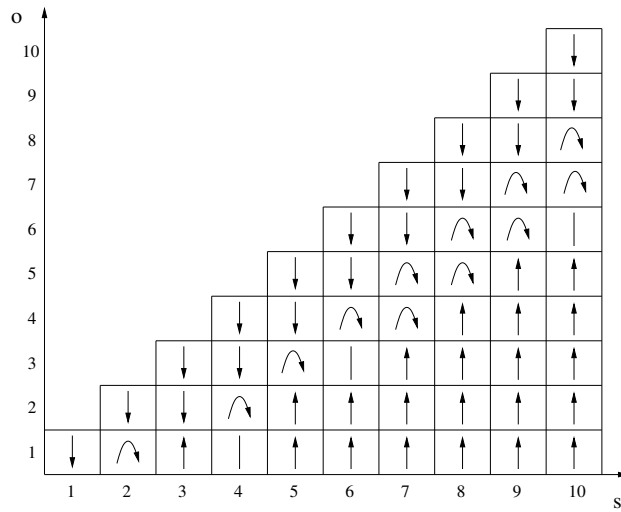


Figure 6: Inverted hierarchy, variation of the proportion of vacancy chains with increasing neighborhood size (s : number of strata; o : stratum where vacancy chains originate). All else as in figure 5.

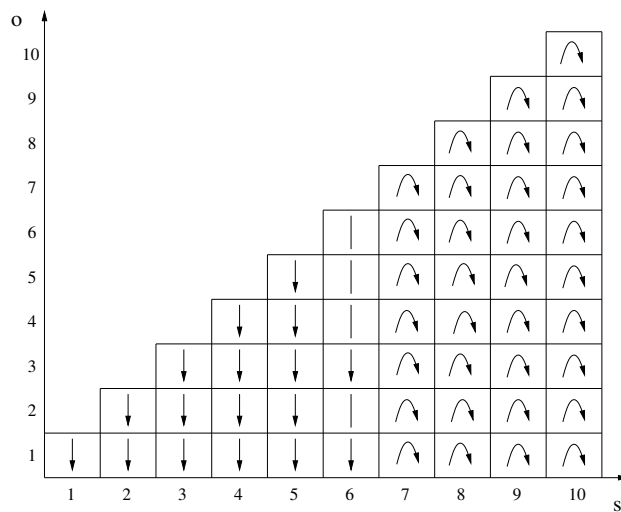


Figure 7: Linear organization, variation of the proportion of vacancy chains with increasing neighborhood size (s : number of strata; o : stratum where vacancy chains originate). All else as in figures 5 and 6.

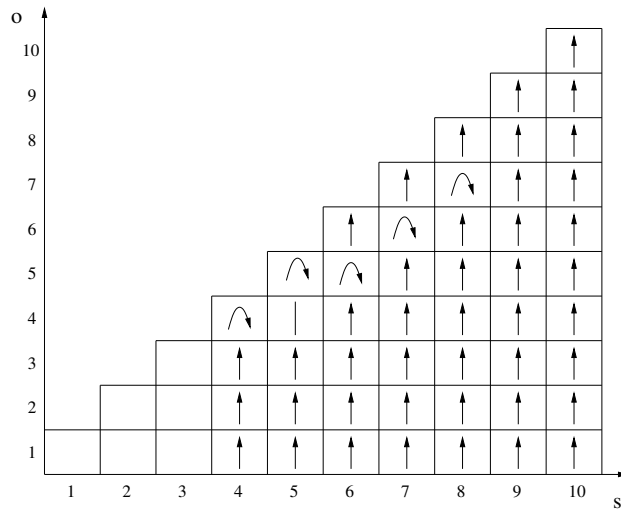


Figure 8: Organizations giving rise to a Venturi tube in upward mobility, variation of the proportion of vacancy chains with increasing neighborhood size (s : number of strata; o : stratum where vacancy chains originate). Since this organization requires at least four hierarchical levels in order to be implemented, the first three columns are blank. All else as in figures 5, 6 and 7.

a very different number of positions (at the top of a hierarchy, at the bottom of an inverted hierarchy). In the linear organization, any two strata have the same number of positions. Thus, larger neighborhoods — i.e. more information — never has a positive impact on the proportion of vacancy chains. The impact is generally negative or, if there are sufficiently many strata first positive and then negative. These are the curve arrows on the right of figure 7.

Finally, let us consider organizations with less middle managers than purely pyramidal organizations (see figure 2). Figure 8 shows that this organizational form is such that in any case a small increase of information always favors the allocation of resources by means of vacancy chains (curve arrows). Furthermore, most of the times even a large increase of information favors the allocation of resources by means of vacancy chains (upward arrows). Thus, organizations with shapes as in figure 2 are likely to make a frequent use of vacancy chains in order to allocate resources.

Note that a common feature of figures 5, 6, 7 and 8 is that all curve arrows first go up and then turn down, no one does the opposite. In other words, it never happens that by slightly increasing the size of the neighborhood the chains of va-

cancies become shorter and by increasing it further they become longer. It is so because larger neighborhoods may allow longer chains to the extent that they provide more actors able to fill a vacancy, and this effect is most prominent when the neighborhood is still small and does not include one instance of each stratum. Conversely, larger neighborhoods may force chains to be short to the extent that they include several instances in the same stratum, and this effect becomes prominent when the neighborhood becomes very large.

4 Conclusions

The numerical results of this paper highlighted that organizations have a large influence on the ability of vacancy chains to act as a device for allocating scarce resources. In particular, hierarchical organizational forms with fewer middle managers than straight pyramids are most likely to be regulated by vacancy chains. Considering that since decades most organizations tend to reduce the size of middle management, this finding makes vacancy chains a very relevant issue.

Also, compare this result with the conclusions of neoclassical economic theory and its variations. According to this theory, the more information is available, the better the markets work. Eventually, markets fail because information is asymmetric or incomplete. According to the economics of information, if information asymmetries would be removed from the labor market, from the loan market or from the “market for lemons”, then prices would suffice to allocate resources optimally.

Economic theory reaches this result because it is based on structureless markets. On the contrary, we have found that within certain organizational forms more information cause the market to be superseded by vacancy chains. Since these organizational forms are quite common, the finding that information may limit the power of markets should not be taken as a *curiosum*.

A The Computational Model

A computational model is built on the *NetLogo* platform.¹ Its purpose is to investigate the properties of the equations expounded in § 2.

¹The code is available at <<http://ccl.northwestern.edu/netlogo>> under the rubric *Community Models*.

The world is a torus, depicted as a square. On the square, a grid identifies positions. Trials have shown that the number of positions (the size of the square) does not influence the results.

Each position on the square belongs to a stratum. Strata are ordered by decreasing importance, e.g., high to low positions in a hierarchy, shells or apartments of decreasing size, or else. White positions rank highest, followed by grays of increasing darkness.

It is a partial ordering, i.e., two or more agents may belong to the same stratum. Strata may represent hierarchical levels in an organization, or degrees of quality of houses, or size of shells, or path lengths in a routing problem, or else.

The model is initialized by producing vacancies at all positions belonging to a particular stratum. Subsequently, vacancies propagate to the lower strata. Trials have shown that if vacancies produce only on a portion of the positions belonging to a particular stratum, results do not change.

At each step, an actor is eligible for a vacancy if it is close enough to it and if it belongs to a stratum that is just one grade lower. If there is only one such actor, occupation of the vacancy is made by private agreement so the vacancy chain acts as an allocation mechanism. The actor moves up, a new vacancy is produced and the chain proceeds. If, on the contrary, several actors are able to fill the vacancy, the resource must be allocated competitively. At this point, chains are truncated.

The number of strata can be selected by means of the slider *n-of-strata*, which takes values between 1 and 10. If the number of strata is 1, then vacancy chains take place in an organization that is perfectly flat. Thus, the model area will entail positions of only two colors: white positions inside the organization, and black positions outside the organization. If the number of hierarchical levels is 2, the model area will entail positions of three colors: white positions for the managers, grey positions for their subordinates, and black positions outside the organization. And so on, obviously.

The distribution of positions on strata can be assigned as follows (see § B):

1. A decreasing exponential distribution from low to high strata, if the parameter *strata-distribution* is set to 1. The functional form is $f(k) = e^{-\alpha k}$, $\alpha \in \mathcal{R}$, where $s \in \mathcal{N}$ is the number of strata and $k = 0, 1, 2 \dots s$. This distribution corresponds to the familiar experience of a hierarchy with far less managerial positions than subordinate positions. With respect to a pyramidal structure, a decreasing exponential describes a hierarchy where the ratio of the number of positions in neighboring strata is lower in lower strata than in upper strata. Thus, career advancements are most difficult at the bottom

of the hierarchy. This representation is consistent with classical accounts of the span of control [6] as well as with mathematical applications of vacancy chains to organizations [12].

2. A decreasing exponential distribution from high to low strata, if the parameter `strata-distribution` is set to 2. The functional form is $f(k) = e^{-\alpha(s-k)}$, $\alpha \in \mathcal{R}$, where $s \in \mathcal{N}$ is the number of strata and $k = 0, 1, 2 \dots s$. This distribution corresponds to an inverted hierarchy with many more managers than subordinates. It is a clearly unrealistic organizational form, that has been considered in order to evaluate the effect of an assumptions that is opposite to the usual one.
3. A uniform distribution, if the parameter `strata-distribution` is set to 3. The functional form is simply $f(k) = 1$ for $k = 0, 1, 2 \dots s$. This distribution corresponds to an organization where there are just as many managers as subordinates. The corresponding linear organization chart is not necessarily a set of independent sequences of units, for the lines of command may still cross one another. This organizational form is just as unrealistic as No. 2, but also a midpoint between No. 1 and 2. It has been included in order to evaluate the linearity of the properties of vacancy chains with respect to organizational form.
4. Half the positions assigned to strata according to a decreasing exponential distribution from low to high strata as in the above point (1), half the positions assigned to strata according to a poisson distribution from high to low strata, if the parameter `strata-distribution` is set to 4. In this second case the functional form is $f(k) = e^{-\alpha} \alpha^{(s-k)} / (s-k)!$, $\alpha \in \mathcal{R}$, where $s \in \mathcal{N}$ is the number of strata and $k = 0, 1, 2 \dots s$. This mixed distribution generates a hierarchy with proportionately less middle managers than a simple pyramid. This structure is such that upward movement is more difficult for middle managers than for both top managers and low-level employees, the so-called “Venturi tube” effect [23] [22].

Figure 1 illustrates the charts corresponding to the above distributions Nos. 1 (`strata-distribution` = 1), 2 (`strata-distribution` = 2) and 3 (`strata-distribution` = 3). Figure 2 illustrates the chart corresponding to the distribution No. 4 (`strata-distribution` = 4), as well as the ratio of the number of positions in neighboring strata. Details on the algorithms implementing these distributions are explained in the appendix.

Positions are placed in a space of acquaintances. This means that a vacancy in a certain position is known to its neighbors but not to other agents in the organization. The button “neighborhood” can be either set to 4, 8 or 24 depending on the number of neighbors each agent is supposed to be acquainted with. Vacancies propagate if in the neighborhood of a vacancy on stratum i there is one and only one position at stratum $i - 1$.

In order to run the model, the following buttons should be pressed:

1. The `Setup Positions` button assigns each position on the model area to a stratum, which is denoted by a shade of grey;
2. The `Setup Vacancies` button creates vacancies at all positions belonging to the “starting stratum”, which become green;
3. The `Go` button makes the vacancies diffuse down the hierarchy, creating yellow stripes.

B The Organizational Structures

The hierarchical organization has been modeled by means of a truncated exponential distribution decreasing from low to high strata. Note that *NetLogo* does not require to set the exponent but the mean:

```
set elevation n-of-strata + 1
while [elevation > n-of-strata]
  [set elevation round random-exponential (1 + n-of-strata)/4]
```

The inverse hierarchical organization has been modeled by means of a truncated exponential distribution decreasing from high to low strata:

```
set elevation -1
while [elevation < 0]
  [set elevation n-of-strata - round random-exponential (1
+ n-of-strata)/4]
```

The linear organization has been modeled by means of a uniform distribution of strata across positions:

```
set elevation random (1 + n-of-strata)
```

Finally, the organization with few middle strata has been obtained by combining an exponential distribution decreasing from low to high strata with a poisson distribution from high to low strata:

```
ifelse (random 2 = 0)
[
set elevation n-of-strata + 1
while [elevation > n-of-strata]
[set elevation round random-exponential (1 + n-of-strata)
/ 4]
]
[
set elevation -1
while [elevation < 0]
set elevation n-of-strata - round random-poisson (1 + n-of-strata)
/ 4]
]
```

References

- [1] Andrew Abbott. Vacancy models for historical data. In Ronald L. Breiger, editor, *Social Mobility and Social Structure*, chapter IV, pages 81–102. Cambridge University Press, Cambridge, 1990.
- [2] Yosef Blum, Alvin E. Roth, and Uriel G. Rothblum. Vacancy chains and equilibration in senior-level labor markets. *Journal of Economic Theory*, 76(2):362–411, 1997.
- [3] Ivan D. Chase. Vacancy chains. *Annual Review of Sociology*, 17:133–154, 1991.
- [4] Ivan D. Chase, Marc Weissburg, and Theodore H. DeWitt. The vacancy chain process: A new mechanism of resource distribution in animals with application to hermit crabs. *Animal Behaviour*, 36:1265–1274, 1988.

- [5] Ivan D. Chase and Theodore H. De Witt. Vacancy chains: A process of mobility to new resources in humans and other animals. *Social Science Information*, 27(1):83–98, 1988.
- [6] David D. Van Fleet and Arthur G. Bedeian. A history of the span of management. *Academy of Management Review*, 2:356–372, 1977.
- [7] Ray Forrest and Alan Murie. The dynamics of the owner-occupied housing market in southern England in the late 1980s: A study of new building and vacancy chains. *Regional Studies*, 28(3):275–289, 1994.
- [8] Peter Hedström. Organizational vacancy chains and the attainment process. *Journal of Mathematical Sociology*, 17(1):63–76, 1992.
- [9] Suresh L. Konda and Shelby Stewman. An opportunity labor demand model and Markovian labor supply models: Comparative tests in an organization. *American Sociological Review*, 45(2):276–301, 1980.
- [10] Sam Marullo. Housing opportunities and vacancy chains. *Urban Affairs Quarterly*, 20(3):364–388, 1985.
- [11] Lawrence T. Pinfield. *The Operation of Internal Labor Markets*. Plenum Press, New York, 1995.
- [12] Aage B. Sørensen. The structure of inequality and the process of attainment. *American Sociological Review*, 42(6):965–978, 1977.
- [13] Aage B. Sørensen. Processes of allocation to open and closed positions in social structure. *Zeitschrift für Soziologie*, 12(3):203–224, 1983.
- [14] Aage B. Sørensen and Nancy Brandon Tuma. Labor market structures and job mobility. In Donald J. Treiman and Robert V. Robinson, editors, *Research in Social Stratification and Mobility*, volume 1, pages 67–94. JAI Press, Greenwich (CT), 1981.
- [15] Torbjørn S. Dahl, Maja J. Matarić, and Gaurav S. Sukhatme. A machine learning method for improving task allocation in distributed multi-robot transportation. In Dan Braha, Ali Minai, and Yaneer Bar-Yam, editors, *Complex Engineering Systems*, New England Complex Systems Institute Series on Complexity, chapter I, pages 1–31. Perseus Books, Reading (MA), 2004.

- [16] Torbjørn S. Dahl, Maja J. Matarić, and Gaurav S. Sukhatme. Distributed multi-robot task allocation through vacancy chains. *Autonomous Robots*, 2005. submitted.
- [17] Leslie Rosenthal. Chain-formation in the owner-occupied housing market. *The Economic Journal*, 107(441):475–488, 1997.
- [18] D. Randall Smith. Mobility in professional occupational-internal labor markets: Stratification, segmentation and vacancy chains. *American Sociological Review*, 48(3):289–305, 1983.
- [19] D. Randall Smith and Andrew Abbott. A labor market perspective on the mobility of college football coaches. *Social Forces*, 61(4):1147–1167, 1983.
- [20] Shelby Stewman. An application of job vacancy chain model to a civil service internal labor market. *Journal of Mathematical Sociology*, 4(1):37–59, 1975.
- [21] Shelby Stewman. Two markov models of open system occupational mobility: Underlying conceptualizations and empirical tests. *American Sociological Review*, 40(3):298–321, 1975.
- [22] Shelby Stewman. Demographic models of internal labor markets. *Administrative Science Quarterly*, 31(2):212–247, 1986.
- [23] Shelby Stewman and Suresh L. Konda. Careers and organizational labor markets: Demographic models of organizational behavior. *The American Journal of Sociology*, 88(4):637–685, 1983.
- [24] Harrison C. White. *Chains of Opportunity*. Harvard University Press, Cambridge (MA), 1970.
- [25] Harrison C. White. Matching, vacancies, and mobility. *Journal of Political Economy*, 78(1):97–105, 1970.