


# CENTRE FOR DYNAMIC MACROECONOMIC ANALYSIS CONFERENCE PAPERS 2005



CDMC05/06

## Fiscal Policy as a Stabilisation Device for an Open Economy Inside or Outside EMU

Campbell Leith\*  
University of Glasgow

Simon Wren-Lewis  
University of Exeter

NOVEMBER 2005

### ABSTRACT

Extending Gali and Monacelli (2004), we build an N-country open economy model, where each economy is subject to sticky wages and prices and, potentially, has access to sales and income taxes as well as government spending as fiscal instruments. We examine an economy either as a small open economy under flexible exchange rates or as a member of a monetary union. In a small open economy when all three fiscal instruments are freely available, we show analytically that the impact of technology and mark-up shocks can be completely eliminated, whether policy acts with discretion or commitment. However, once any one of these fiscal instruments is excluded as a stabilisation tool, costs can emerge. Using simulations, we find that the useful fiscal instrument in this case (in the sense of reducing the welfare costs of the shock) is either income taxes or sales taxes. In contrast, having government spending as an instrument contributes very little. In the case of mark-up shocks tax instruments which can offset the impact of the shock directly are highly effective, while other fiscal instruments are less useful.

The results for an individual member of a monetary union facing an idiosyncratic technology shock (where monetary policy in the union does not

\*We would like to thank Andrew Hughes-Hallett, Tatiana Kirsanova, Patrick Minford, Charles Nolan, Alan Sutherland, David Vines, Mike Wickens and participants at seminars at HM Treasury, St Andrews University and the MMF for very helpful discussions in the process of drafting this paper. All errors remain our own. We are also grateful to the ESRC, Grant No.RES-156-25-003, for financial assistance. Address for correspondence: Campbell Leith, Department of Economics, University of Glasgow, Adam Smith Building, Glasgow G12 8RT. E-mail [c.b.leith@socsci.gla.ac.uk](mailto:c.b.leith@socsci.gla.ac.uk).

respond) are very different. First, even with all fiscal instruments freely available, the technology shock will incur welfare costs. Government spending is potentially useful as a stabilisation device, because it can act as a partial substitute for monetary policy. Finally, sales taxes are more effective than income taxes at reducing the costs of a technology shock under monetary union. If all three taxes are available, they can reduce the impact of the technology shock on the union member by around a half, compared to the case where fiscal policy is not used.

Finally we consider the robustness of these results to two extensions. Firstly, introducing government debt, such that policy makers take account of the debt consequences of using fiscal instruments as stabilisation devices, and, secondly, introducing implementation lags in the use of fiscal instruments. We find that the need for debt sustainability has very limited impact on the use of fiscal instruments for stabilisation purposes, while implementation lags can reduce, but not eliminate, the gains from fiscal stabilisation.

**JEL Classification:** E32, E60 and F41.

# 1 Overview

There has been a wealth of recent work deriving optimal monetary policy for both closed and open economies utilising New Classical Keynesian Synthesis models where the structural model of the economy and the description of policy makers' objectives are consistently microfounded (see for example, Woodford (2003) for a comprehensive treatment of the closed economy case, and Clarida *et al* (2001) for its extension to the open economy case.). More recently, a number of papers have extended this analysis to include various forms of active fiscal policy, although only a few in the context of open economies or a monetary union.<sup>1</sup>

Even when fiscal policy has been analysed, however, the number of active fiscal instruments considered has tended to be small (often one, sometimes two), and these instruments are assumed to be as flexible as interest rates. In this paper we consider open economies in which there are three potential fiscal instruments alongside monetary policy: government spending, income taxes and sales taxes. Unlike most papers in the literature, we allow for inertia in both price and wage setting. This is important, because with wage inertia it is no longer possible for monetary policy to replicate the efficient flexible price equilibrium in the face of technology shocks. As we shall show, this introduces an important potential role for using tax as a stabilisation instrument.

As well as the small open economy case, we also consider the case of an individual member of a monetary union, using a framework set out in Gali and Monacelli (2004) (henceforth GM). We examine optimal policies when all fiscal instruments are available and fully flexible, and then look at the impact on welfare if there are lags in using these instruments, or if only a subset of instruments are available for short term stabilisation.

Our benchmark regime is for a small open economy, when all three fiscal instruments are freely available. Here we can show analytically that the welfare impact of technology shocks (in the sense that the shock will result in variables deviating from their efficient levels due to price and wage stickiness) can be completely eliminated, whether policy acts with discretion or commitment.

---

<sup>1</sup>For example, Sutherland (2004) and Beetsma and Jensen (2004).

However, once any one of these fiscal instruments is excluded as a stabilisation tool, costs emerge. Using simulations, we find that the useful fiscal instrument in this case (in the sense of reducing the welfare costs of the shock) is either income taxes or sales taxes. In contrast, having government spending as an instrument contributes very little. This is also true of mark-up shocks where only a tax instrument which can directly offset the inflationary pressures created by the shock is effective in dealing with the shock.

The results for an individual member of a monetary union facing an idiosyncratic technology shock (where monetary policy in the union does not respond) are very different. First, even with all fiscal instruments freely available, the technology shock will incur welfare costs. Government spending is potentially useful as a stabilisation device, because it can act as a partial substitute for monetary policy. Finally, sales taxes are more effective than income taxes at reducing the costs of a technology shock under monetary union. Again, fiscal instruments have to be tailored to the specific mark-up shock to be effective.

Initially, our analysis assumes the existence of a lump sum tax whose sole purpose is to balance the budget each period. As Ricardian Equivalence holds, changes in this tax have no impact on the economy, but allow us to ignore the government's budget constraint in our analysis. Results presented elsewhere (Leith and Wren-Lewis (2005)) suggests abandoning this device would have little impact on our results. This is because it is optimal either to accommodate the impact of fiscal shocks on debt (i.e. debt has a random walk character, as in Benigno and Woodford (2005)), or that the optimal speed for correcting debt disequilibrium is slow. In this paper we confirm this, by considering the case where lump-sum taxes are not available to offset the fiscal consequences of using fiscal instruments as stabilisation devices.

We also assess the robustness of our results to significant implementation lags inherent in changing fiscal instruments over the course of a business cycle. Implementation lags associated with particular instruments are likely to vary from country to country, so we consider a range of possibilities. We find that while these lags can reduce the welfare benefits of using fiscal policy as a stabilisation device, it does not eliminate these benefits.

Our next section derives the model. Section 3 outlines the social planner's problem such that we can write our model in 'gap' form. This representation of the model can also be used to derive a quadratic approximation to welfare. In section 4 we derive the optimal pre-commitment policies for the open economy and for a continuum of economies participating in monetary union. Section 5 simulates such economies to quantify the relative contribution of alternative fiscal instruments to macroeconomic stability. In this section we also consider the importance of implementation lags in relation to fiscal variables. Section 6 adds government debt to the model and assesses the importance of the constraints imposed by the need for fiscal solvency. A conclusion summarises the main results.

## 2 The Model

This section outlines our model. As noted above this is similar in structure to GM, but we allow for the existence of sticky wages as well as prices and introduce distortionary sales and income taxes. The model is further extended by introducing government debt in section 6.

### 2.1 Households

There are a continuum of households of size one, who differ in that they provide differentiated labour services to firms in their economy. However, we shall assume full asset markets, such that, through risk sharing, they will face the same budget constraint and make the same consumption plans even if they face different wage rates due to stickiness in wage-setting. As a result the typical household will seek to maximise the following objective function,

$$E_0 \sum_{t=0}^{\infty} \beta^t U(C_t, N(k)_t, G_t) \quad (1)$$

where C,G and N are a consumption aggregate, a public goods aggregate, and labour supply respectively. Here the only notation referring to the specific household,  $k$ , indexes the labour input, as full financial markets will imply that all other variables are constant across households.

The consumption aggregate is defined as

$$C = \frac{C_H^{1-\alpha} C_F^\alpha}{(1-\alpha)(1-\alpha)\alpha^\alpha} \quad (2)$$

where, if we drop the time subscript, all variables are commensurate.  $C_H$  is a composite of domestically produced goods given by

$$C_H = \left( \int_0^1 C_H(j)^{\frac{\epsilon-1}{\epsilon}} dj \right)^{\frac{\epsilon}{\epsilon-1}} \quad (3)$$

where  $j$  denotes the good's type or variety. The aggregate  $C_F$  is an aggregate across countries  $i$

$$C_F = \left( \int_0^1 C_i^{\frac{\eta-1}{\eta}} di \right)^{\frac{\eta}{\eta-1}} \quad (4)$$

where  $C_i$  is an aggregate similar to (3). Finally the public goods aggregate is given by

$$G = \left( \int_0^1 G(j)^{\frac{\epsilon-1}{\epsilon}} dj \right)^{\frac{\epsilon}{\epsilon-1}} \quad (5)$$

which implies that public goods are all domestically produced. The elasticity of substitution between varieties  $\epsilon > 1$  is common across countries. The parameter  $\alpha$  is (inversely) related to the degree of home bias in preferences, and is a natural measure of openness.

The budget constraint at time  $t$  is given by

$$\begin{aligned} & \int_0^1 P_{H,t}(j)C_{H,t}(j)dj + \int_0^1 \int_0^1 P_{i,t}(j)C_{i,t}(j)djdi + E_t\{Q_{t,t+1}D_{t+1}\} \\ & = \Pi_t + D_t + W_tN(k)_t(1 - \tau_t) - T_t \end{aligned} \quad (6)$$

where  $P_{i,t}(j)$  is the price of variety  $j$  imported from country  $i$  expressed in home currency,  $D_{t+1}$  is the nominal payoff of the portfolio held at the end of period  $t$ ,  $\Pi$  is the representative household's share of profits in the imperfectly competitive firms,  $W$  are wages,  $\tau$  is an wage income tax rate, and  $T$  are lump sum taxes.  $Q_{t,t+1}$  is the stochastic discount factor for one period ahead payoffs.

Households must first decide how to allocate a given level of expenditure across the various goods that are available. They do so by adjusting the share of a particular good in their consumption bundle to exploit any relative price differences - this minimises the costs of consumption. Optimisation of expenditure for any individual good implies the demand functions given below,

$$C_H(j) = \left(\frac{P_H(j)}{P_H}\right)^{-\epsilon} C_H \quad (7)$$

$$C_i(j) = \left(\frac{P_i(j)}{P_i}\right)^{-\epsilon} C_i \quad (8)$$

where we have price indices given by

$$P_H = \left(\int_0^1 P_H(j)^{1-\epsilon} dj\right)^{\frac{1}{1-\epsilon}} \quad (9)$$

$$P_i = \left(\int_0^1 P_i(j)^{1-\epsilon} dj\right)^{\frac{1}{1-\epsilon}} \quad (10)$$

It follows that

$$\int_0^1 P_H(j)C_H(j)dj = P_H C_H \quad (11)$$

$$\int_0^1 P_i(j)C_i(j)dj = P_i C_i \quad (12)$$

Optimisation across imported goods by country implies

$$C_i = \left(\frac{P_i}{P_F}\right)^{-\eta} C_F \quad (13)$$

where

$$P_F = \left(\int_0^1 P_i^{1-\eta} di\right)^{\frac{1}{1-\eta}} \quad (14)$$

This implies

$$\int_0^1 P_i C_i di = P_F C_F \quad (15)$$

Optimisation between imported and domestically produced goods implies

$$P_H C_H = (1 - \alpha) PC \quad (16)$$

$$P_F C_F = \alpha PC \quad (17)$$

where

$$P = P_H^{1-\alpha} P_F^\alpha \quad (18)$$

is the consumer price index (CPI). The budget constraint can therefore be rewritten as

$$P_t C_t + E_t\{Q_{t,t+1} D_{t+1}\} = \Pi_t + D_t + W_t N(k)_t (1 - \tau_t) - T_t \quad (19)$$

### 2.1.1 Households' Intertemporal Consumption Problem

The first of the household's intertemporal problems involves allocating consumption expenditure across time. For tractability assume (following GM) that (1) takes the specific form

$$E_0 \sum_{t=0}^{\infty} \beta^t (\ln C_t + \chi \ln G_t - \frac{(N(k)_t)^{1+\varphi}}{1+\varphi}) \quad (20)$$

In addition, assume that the elasticity of substitution between the baskets of foreign goods produced in different countries is  $\eta = 1$  (this is equivalent to adopting logarithmic utility in the aggregation of such baskets).

We can then maximise utility subject to the budget constraint (19) to obtain the optimal allocation of consumption across time,

$$\beta \left( \frac{C_t}{C_{t+1}} \right) \left( \frac{P_t}{P_{t+1}} \right) = Q_{t,t+1} \quad (21)$$

Taking conditional expectations on both sides and rearranging gives

$$\beta R_t E_t \left\{ \left( \frac{C_t}{C_{t+1}} \right) \left( \frac{P_t}{P_{t+1}} \right) \right\} = 1 \quad (22)$$

where  $R_t = \frac{1}{E_t\{Q_{t,t+1}\}}$  is the gross return on a riskless one period bond paying off a unit of domestic currency in  $t + 1$ . This is the familiar consumption Euler equation which implies that consumers are attempting to smooth consumption over time such that the marginal utility of consumption is equal across periods (after allowing for tilting due to interest rates differing from the households' rate of time preference).

A log-linearised version of (22) can be written as

$$c_t = E_t\{c_{t+1}\} - (r_t - E_t\{\pi_{t+1}\} - \rho) \quad (23)$$

where lowercase denotes logs (with an important exception for  $g$  noted below),  $\rho = \frac{1}{\beta} - 1$ , and  $\pi_t = p_t - p_{t-1}$  is consumer price inflation.

### 2.1.2 Households' Wage-Setting Behaviour

We now need to consider the wage-setting behaviour of households. We assume that firms need to employ a CES aggregate of the labour of all households in the domestic production of consumer goods. This is provided by an 'aggregator' who aggregates the labour services of all households in the economy as,

$$N = \left[ \int_0^1 N(k)^{\frac{\epsilon_w - 1}{\epsilon_w}} dk \right]^{\frac{\epsilon_w}{\epsilon_w - 1}} \quad (24)$$

where  $N(k)$  is the labour provided by household  $k$  to the aggregator. Again we allow the degree of labour differentiation to vary in response to iid shocks which introduce the possibility of wage mark-up shocks. Accordingly the demand curve facing each household is given by,

$$N(k) = \left( \frac{W(k)}{W} \right)^{-\epsilon_w} N \quad (25)$$

where  $N$  is the CES aggregate of labour services in the economy which also equals the total labour services employed by firms,

$$N = \int_0^1 N(j) dj \quad (26)$$

where  $N(j)$  is the labour employed by firm  $j$ . The price of this labour is given by the wage index,

$$W = \left[ \int_0^1 W(k)^{1 - \epsilon_w} dk \right]^{\frac{1}{1 - \epsilon_w}} \quad (27)$$

The household's objective function for the setting on its nominal wage is given by,

$$E_t \left( \sum_{s=0}^{\infty} (\theta_w \beta)^s \left[ \Lambda_{t+s} \frac{W(k)_t}{P_{t+s}} (1 - \tau_{t+s}) N(k)_{t+s} - \frac{(N(k)_{t+s})^{1+\varphi}}{1+\varphi} \right] \right) \quad (28)$$

where  $\Lambda_{t+s} = C_{t+s}^{-1}$  is the marginal utility of real post-tax income and  $N(k) = \left( \frac{W(k)}{W} \right)^{-\epsilon_w} N$  is the demand curve for the household's labour. The first-order condition is therefore given by,

$$E_t \left( \sum_{s=0}^{\infty} (\theta_w \beta)^s \left[ \Lambda_{t+s} P_{t+s}^{-1} \left( \frac{W(k)_t}{W_{t+s}} \right)^{-\epsilon_w} (1 - \tau_{t+s}) N_{t+s} (1 - \epsilon_w) + \epsilon_w \left( \frac{W(k)_t}{W_{t+s}} \right)^{-\epsilon_w (1+\varphi)} N_{t+s}^{(1+\varphi)} \right] \right) = 0 \quad (29)$$

Using the condition,

$$\beta^s \left( \frac{C_t}{C_{t+s}} \right) \left( \frac{P_t}{P_{t+s}} \right) = Q_{t,t+s} \quad (30)$$



this can be rewritten as,

$$E_t \left( \sum_{s=0}^{\infty} (\theta_w)^s \left[ \begin{array}{c} Q_{t,t+s} W_{t+s}^{\epsilon_w} N_{t+s} (W(k)_t)^{-\epsilon_w} (1 - \tau_{t+s}) \\ - \mu_w C_{t+s} P_{t+s} W(k)_t^{-\epsilon_w (1+\varphi)^{-1}} N_{t+s}^{\varphi} W_{t+s}^{\varphi \epsilon_w} \end{array} \right] \right) = 0 \quad (31)$$

where  $\mu^w = \frac{\epsilon_w}{\epsilon_w - 1}$  is the mark-up for wage-setting<sup>2</sup>. Solving for the optimal wage,

$$\overline{W}_t^{-1 - \varphi \epsilon_w} = \frac{E_t \left( \sum_{s=0}^{\infty} (\theta_w)^s \left[ Q_{t,t+s} W_{t+s}^{\epsilon_w} N_{t+s} (1 - \tau_{t+s}) C_{t+s}^{-1} P_{t+s}^{-1} \right] \right)}{E_t \left( \sum_{s=0}^{\infty} (\theta_w)^s \left[ Q_{t,t+s} \mu_w W_{t+s}^{\epsilon_w (1+\varphi)} N_{t+s}^{1+\varphi} \right] \right)} \quad (32)$$

where  $\overline{W}$  denotes the wage chosen by all households that were able to renegotiate wages in period  $t$ . Note that when  $\theta_w = 0$  then wages are flexible and this condition reduces to,

$$(1 - \tau) \left( \frac{W}{P} \right) = \mu_w N^{\varphi} C \quad (33)$$

which is the conventional labour supply decision (after allowing for the fact that households have market power in setting wages). The wage index evolves according to the following law of motion,

$$W_t = \left[ (1 - \theta_w) \overline{W}_t^{(1 - \epsilon_w)} + \theta_w W_{t-1}^{1 - \epsilon_w} \right]^{\frac{1}{1 - \epsilon_w}} \quad (34)$$

where  $\overline{W}_t$  is the optimal nominal wage set by those households that were able to do so in period  $t$  according to equation (32). These can be combined into a form of New Keynesian Phillips curve for wage inflation, as shown in Appendix 1, which yields a log-linearised expression for wage-inflation dynamics,

$$\pi_t^w = \beta E_t \pi_{t+1}^w + \frac{\lambda_w}{(1 + \varphi \overline{\epsilon}_w)} (\varphi n_t - w_t + c_t + p_t - \ln(1 - \tau_t) + \ln(\mu_t^w)) \quad (35)$$

where  $\lambda_w = \frac{(1 - \theta_w \beta)(1 - \theta_w)}{\theta_w}$ . Note that the forcing variable in the NKPC is a log-linearised measure of the extent to which wages are not at the level implied by the labour supply decision that would hold under flexible wages.

## 2.2 Price and Exchange Rate Identities

The bilateral terms of trade are the price of country  $i$ 's goods relative to home goods prices,

$$S_i = \frac{P_i}{P_H} \quad (36)$$

The effective terms of trade are given by

$$S = \frac{P_F}{P_H} \quad (37)$$

$$= \exp \int_0^1 (p_i - p_H) di \quad (38)$$

---

<sup>2</sup>In order to allow a role for mark-up shocks in wage-setting we shall later subject this mark-up to iid shocks.

Recall the definition of consumer prices,

$$P = P_H^{1-\alpha} P_F^\alpha \quad (39)$$

Using the definition of the effective terms of trade this can be rewritten as,

$$P = P_H S^\alpha \quad (40)$$

or in logs as

$$p = p_H + \alpha s \quad (41)$$

where  $s = p_F - p_H$  is the logged terms of trade. By taking first-differences it follows that,

$$\pi_t = \pi_{H,t} + \alpha(s_t - s_{t-1}) \quad (42)$$

There is assumed to be free-trade in goods, such that the law of one price holds for individual goods at all times. This implies,

$$P_i(j) = \varepsilon_i P_i^i(j) \quad (43)$$

where  $\varepsilon_i$  is the bilateral nominal exchange rate and  $P_i^i(j)$  is the price of county i's good j expressed in terms of country i's currency. Aggregating across goods this implies,

$$P_i = \varepsilon_i P_i^i \quad (44)$$

where  $P_i^i = \left( \int_0^1 P_i^i(j)^{1-\epsilon} dj \right)^{\frac{1}{1-\epsilon}}$ .

From the definition of  $P_F$  we have,

$$P_F = \left( \int_0^1 P_i^{1-\eta} di \right)^{\frac{1}{1-\eta}} \quad (45)$$

$$= \left( \int_0^1 (\varepsilon_i P_i^i)^{1-\eta} di \right)^{\frac{1}{1-\eta}} \quad (46)$$

In log-linearised form,

$$p_F = \int_0^1 (e_i + p_i^i) di \quad (47)$$

$$= e + p^* \quad (48)$$

where  $e = \int_0^1 e_i di$  is the log of the nominal effective exchange rate,  $p_i^i$  is the logged domestic price index for country i, and  $p^* = \int_0^1 p_i^i di$  is the log of the world price index. For the world as a whole there is no distinction between consumer prices and the domestic (world) price level.

Combining the definition of the terms of trade and the result just obtained gives

$$s = p_F - p_H \quad (49)$$

$$= e + p^* - p_H \quad (50)$$

Now consider the link between the terms of trade and the real exchange rate. (Note that although we have free trade and the law of one price holds for individual goods, our economies do not exhibit PPP since there is a home bias in the consumption of home and foreign goods. PPP only holds if we eliminate this home bias and assume  $\alpha = 1$  since this implies that the share of home goods in consumption is the same as any other country's i.e. infinitesimally small.) The bilateral real exchange rate is defined as,

$$Q_i = \frac{\varepsilon_i P_i}{P} \quad (51)$$

where  $P_i$  and  $P$  are the two countries respective CPI price levels. In logged form we can define the real effective exchange rate as,

$$q_t = \int_0^1 (e_i + p^i - p) di \quad (52)$$

$$= e + p^* - p \quad (53)$$

$$= s + p_H - p \quad (54)$$

$$= (1 - \alpha)s \quad (55)$$

### 2.3 International risk sharing

Assume symmetric initial conditions (e.g. zero net foreign assets etc) and recall the first-order condition for consumption,

$$\beta \frac{C_{t+1}^{-1}}{P_{t+1}} = \frac{C_t^{-1}}{P_t} Q_{t,t+1} \quad (56)$$

Since financial markets are complete, a similar condition must exist in the foreign economy, say country  $i$ ,

$$\beta \left( \frac{C_{t+1}^i}{C_t^i} \right)^{-1} \left( \frac{P_t^i}{P_{t+1}^i} \right) \left( \frac{\varepsilon_{i,t}}{\varepsilon_{i,t+1}} \right) = Q_{t,t+1} \quad (57)$$

Equating the two yields,

$$\left( \frac{C_{t+1}^i}{C_t^i} \right)^{-1} \left( \frac{P_t^i}{P_{t+1}^i} \right) \left( \frac{\varepsilon_{i,t}}{\varepsilon_{i,t+1}} \right) = \left( \frac{C_{t+1}}{C_t} \right)^{-1} \left( \frac{P_t}{P_{t+1}} \right) \quad (58)$$

where  $\varepsilon_i$  is the nominal exchange rate between home and country  $i$ . Using the definition of the real exchange rate,  $Q_{i,t} = \frac{\varepsilon_{it} P_t^*}{P_t}$ , this can be written as,

$$Q_{i,t+1} \left( \frac{C_{t+1}^i}{C_{t+1}} \right) = Q_{i,t} \left( \frac{C_t^i}{C_t} \right) \quad (59)$$

This can be iterated backwards, so that,

$$Q_{i,t} \left( \frac{C_t^i}{C_t} \right) = Q_{i,t-i} \left( \frac{C_0^i}{C_0} \right) \quad (60)$$

In other words risk sharing implies that the relationship between consumption at home and country  $i$  is given by the following expression,

$$C_t = z^i C_t^i Q_{i,t} \quad (61)$$

where  $z^i$  is a constant which depends upon initial conditions. Loglinearising and integrating over all countries yields,

$$c = c^* + q \quad (62)$$

where  $c^* = \int_0^1 c^i di$ , or using the relationship between the terms of trade and the real exchange rate,

$$c = c^* + (1 - \alpha)s \quad (63)$$

## 2.4 Allocation of Government Spending

The allocation of government spending across goods is determined by minimising total costs,  $\int_0^1 P_H(j)G(j)dj$ . Given the form of the basket of public goods this implies,

$$G(j) = \left(\frac{P_H(j)}{P_H}\right)^{-\epsilon} G \quad (64)$$

## 2.5 Firms

The production function is linear, so for firm  $j$

$$Y(j) = AN(j) \quad (65)$$

where  $a = \ln(A)$  is time varying and stochastic. The demand curve they face is given by,

$$Y(j) = \left(\frac{P_H(j)}{P_H}\right)^{-\epsilon} \left[ (1 - \alpha) \left(\frac{PC}{P_H}\right) + \alpha \int_0^1 \left(\frac{\varepsilon_i P^i C^i}{P_H}\right) di + G \right] \quad (66)$$

which we rewrite as,

$$Y(j) = \left(\frac{P_H(j)}{P_H}\right)^{-\epsilon} Y \quad (67)$$

where  $Y = \left[ \int_0^1 Y(j)^{\frac{\epsilon-1}{\epsilon}} dj \right]^{\frac{\epsilon}{\epsilon-1}}$ . The objective function of the firm is given by,

$$\sum_{s=0}^{\infty} (\theta_p)^s Q_{t,t+s} \left[ (1 - \tau_{t+s}^s) \frac{P_H(j)_t}{P_{t+s}} Y(j)_{t+s} - \frac{W_{t+s}}{P_{t+s}} \frac{Y(j)_{t+s} (1 - \varkappa)}{A} \right] \quad (68)$$

where  $\varkappa$  is an employment subsidy which can be used to eliminate the steady-state distortion associated with monopolistic competition and distortionary sales and income taxes (assuming there is a lump-sum tax available to finance such a subsidy) and  $\tau^s$  is a sales tax. Using the demand curve for the firm's product,

$$\sum_{s=0}^{\infty} (\theta_p)^s Q_{t,t+s} \left[ (1 - \tau_{t+s}^s) \frac{P_H(j)_t}{P_{t+s}} \left(\frac{P_H(j)_t}{P_{H,t+s}}\right)^{-\epsilon} Y_{t+s} - \frac{W_{t+s}}{P_{t+s}} \left(\frac{P_H(j)_t}{P_{H,t+s}}\right)^{-\epsilon} \frac{Y_{t+s} (1 - \varkappa)}{A_{t+s}} \right] \quad (69)$$

The solution to this problem is given by,

$$\sum_{s=0}^{\infty} (\theta_p)^s Q_{t,t+s} \left[ (1-\epsilon)(1-\tau_{t+s}^s) P_{t+s}^{-1} \left( \frac{P_H(j)_t}{P_{H,t+s}} \right)^{-\epsilon} Y_{t+s} + \epsilon \frac{W_{t+s}}{P_{t+s}} P_H(j)_t^{-\epsilon-1} P_{H,t+s}^{\epsilon} \frac{Y_{t+s}(1-\varkappa)}{A_{t+s}} \right] \quad (70)$$

Solving for the optimal reset price, which is common across all firms able to reset prices in period  $t$ ,

$$\bar{P}_{H,t} = \frac{\sum_{s=0}^{\infty} (\theta_p)^s Q_{t,t+s} \left[ \epsilon \frac{W_{t+s}}{P_{t+s}} P_{H,t+s}^{\epsilon} \frac{Y_{t+s}}{A_{t+s}} \right]}{\sum_{s=0}^{\infty} (\theta_p)^s Q_{t,t+s} \left[ (\epsilon-1)(1-\tau_{t+s}^s) P_{t+s}^{-1} P_{H,t+s}^{\epsilon} Y_{t+s}(1-\varkappa) \right]} \quad (71)$$

Domestic prices evolve according to,

$$P_{H,t} = \left[ (1-\theta_w) P_t^{*(1-\epsilon)} + \theta_w P_{H,t-1}^{1-\epsilon} \right]^{\frac{1}{1-\epsilon}} \quad (72)$$

Appendix 2 then details the derivation of the New Keynesian Phillips curve for domestic price inflation which is given by,

$$\pi_{H,t} = \beta E_t \pi_{H,t+1} + \lambda (mc_t + \ln(\mu_t)) \quad (73)$$

where  $\lambda = \frac{(1-\theta_p\beta)(1-\theta_p)}{\theta_p}$  and  $mc = -a + w - p_H - \ln(1-\tau^s) - v$  are the real log-linearised marginal costs of production, and  $v = -\ln(1-\varkappa)$ . In the absence of sticky prices profit maximising behaviour implies,  $mc = -\ln(\mu)$  where  $\mu$  is the steady-state mark-up.

## 2.6 Equilibrium

Goods market clearing requires, for each good  $j$ ,

$$Y(j) = C_H(j) + \int_0^1 C_H^i(j) di + G(j) \quad (74)$$

Symmetrical preferences imply,

$$C_H^i(j) = \alpha \left( \frac{P_H(j)}{P_H} \right)^{-\epsilon} \left( \frac{P_H}{\varepsilon_i P^i} \right)^{-1} C^i \quad (75)$$

which allows us to write,

$$Y(j) = \left( \frac{P_H(j)}{P_H} \right)^{-\epsilon} \left[ (1-\alpha) \left( \frac{PC}{P_H} \right) + \alpha \int_0^1 \left( \frac{\varepsilon_i P^i C^i}{P_H} \right) di + G \right] \quad (76)$$

Defining aggregate output as

$$Y = \left[ \int_0^1 Y(j)^{\frac{\epsilon-1}{\epsilon}} dj \right]^{\frac{\epsilon}{\epsilon-1}} \quad (77)$$

allows us to write

$$Y = (1 - \alpha) \frac{PC}{P_H} + \alpha \int_0^1 \left( \frac{\varepsilon_i P^i C^i}{P_H} \right) di + G \quad (78)$$

$$= S^\alpha [(1 - \alpha)C + \alpha \int_0^1 \mathcal{Q}_i C_i di] + G \quad (79)$$

$$= CS^\alpha + G \quad (80)$$

Taking logs implies

$$\ln(Y - G) = c + \alpha s \quad (81)$$

$$= y + \ln\left(1 - \frac{G}{Y}\right) \quad (82)$$

$$= y - g \quad (83)$$

where we define  $g = -\ln\left(1 - \frac{G}{Y}\right)$ . As this condition holds for all countries, we can write world (log) output as

$$y^* = \int_0^1 (c^i + g^i + \alpha s^i) di \quad (84)$$

However  $\int_0^1 s^i di = 0$ , so we have

$$y^* = \int_0^1 (c^i + g^i) di = c^* + g^* \quad (85)$$

We can use these relationships to rewrite (23) as

$$\begin{aligned} y_t &= E_t\{y_{t+1}\} - (r_t - E_t\{\pi_{t+1}\} - \rho) - E_t\{g_{t+1} - g_t\} - \alpha E_t\{s_{t+1} - s_t\} \\ &= E_t\{y_{t+1}\} - (r_t - E_t\{\pi_{H,t+1}\} - \rho) - E_t\{g_{t+1} - g_t\} \end{aligned} \quad (86)$$

While wage inflation dynamics are determined by,

$$\pi_{H,t}^w = \beta E_t \pi_{H,t+1}^w + \frac{\lambda_w}{(1 + \varphi \epsilon_w)} (\varphi n_t - w_t + c_t + p_t - \ln(1 - \tau_t) + \ln(\mu_t^w)) \quad (87)$$

Here the forcing variable captures the extent to which the consumer's labour supply decision is not the same as it would be under flexible wages. Define this variable as  $mc^w = \varphi n_t - w_t + c_t + p_t - \ln(1 - \tau_t)$ . This can be manipulated as follows,

$$mc^w = \varphi n - w + p_H + c + p - p_H - \ln(1 - \tau) \quad (88)$$

$$= \varphi n - w + p_H + c + \alpha s - \ln(1 - \tau) \quad (89)$$

$$= \varphi y - (w - p_H) + c^* + s - \ln(1 - \tau) - \varphi a \quad (90)$$

From above we had

$$y = c^* + g + s \quad (91)$$

so we can also write marginal costs appropriate to wage inflation as

$$mc^w = (1 + \varphi)y - (w - p_H) - \ln(1 - \tau) - g - \varphi a \quad (92)$$

Real wages evolve according to,

$$w_t - p_{H,t} = \pi_{H,t}^w - \pi_{H,t} + w_{t-1} - p_{H,t-1} \quad (93)$$

## 2.7 Summary of Model

We are now in a position to summarise our model. On the demand side we have an Euler equation for consumption,

$$y_t = E_t\{y_{t+1}\} - (r_t - E_t\{\pi_{H,t+1}\} - \rho) - E_t\{g_{t+1} - g_t\} \quad (94)$$

On the supply side there are equations for price inflation,

$$\pi_{H,t} = \beta E_t\{\pi_{H,t+1}\} + \lambda(mc_t + \ln(\mu_t)) \quad (95)$$

where  $\lambda = [(1 - \beta\theta)(1 - \theta)]/\theta$  and  $mc = -a + w - p_H - \ln(1 - \tau^s) - v$ . There is a similar expression for wage inflation,

$$\pi_{H,t}^w = \beta E_t\pi_{H,t+1}^w + \frac{\lambda_w}{(1 + \varphi\epsilon_w)}((1 + \varphi)y_t - (w_t - p_{H,t}) - \ln(1 - \tau_t) - g_t - \varphi a_t + \ln(\mu_t^w)) \quad (96)$$

which together determine the evolution of real wages,

$$w_t - p_{H,t} = \pi_{H,t}^w - \pi_{H,t} + w_{t-1} - p_{H,t-1} \quad (97)$$

The model is then closed by the policy maker specifying the appropriate values of the fiscal and monetary policy variables. However, although this represents a fully specified model it is often recast in the form of ‘gap’ variables which are more consistent with utility-based measures of welfare.

## 2.8 Gap variables

Define the natural level of (log) output  $y^n$  as the level that would occur in the absence of nominal inertia and conditional on the optimal choice of government spending, the steady-state tax rates and the actual level of world output. Define the output gap as

$$y^g = y - y^n \quad (98)$$

With flexible prices and wages we have  $mc^n = -\mu$  and  $mc^{w,n} = -\mu^w$  (see above). Substituting into the expressions for  $mc$  and  $mc^w$  implies,

$$-\ln(\mu) = -a + w^n - p_H^n - \ln(1 - \bar{\tau}^s) - v \quad (99)$$

where the consumption tax rate has been ‘barred’ to denote its steady-state value. Solving for equilibrium real wages,

$$w^n - p_H^n = -\ln(\mu) + a + \ln(1 - \bar{\tau}^s) + v \quad (100)$$

Similarly for the ‘marginal costs’ determining wage inflation,

$$\begin{aligned} -\ln(\mu^w) &= (1 + \varphi)y^n - (w^n - p_H^n) - \ln(1 - \bar{\tau}) - g^n + \varphi a & (101) \\ -\ln(\mu^w) &= (\ln(\mu)) - \ln(1 - \bar{\tau}^s) - v + (1 + \varphi)(y^n - a) - \ln(1 - \bar{\tau}) - g^n \\ y^n &= a + g^n / (1 + \varphi) + (v + \ln(1 - \bar{\tau}) - \ln(\mu) - \ln(\mu^w)) / (1 + \varphi) \end{aligned}$$

We can rearrange this as

$$-(v + \ln(1 - \bar{\tau}) - \ln(\mu) - \ln(\mu^w)) = a(1 + \varphi) + g^n - y^n(1 + \varphi) \quad (102)$$

We can then write

$$mc^{w,g} = mc^w + \ln(\mu_t^w) \quad (103)$$

$$= (1 + \varphi)y - (w - p_H) - \ln(1 - \tau) - g - \varphi a + \ln(\mu_t^w) \quad (104)$$

$$= (1 + \varphi)y^g - g^g - (w^g - p_H^g) - \ln(1 - \tau)^g \quad (105)$$

where  $\ln(1 - \tau)^g = \ln(1 - \tau) - \ln(1 - \bar{\tau})$ . Substituting this into the Phillips curve for wage inflation gives,

$$\pi_{H,t}^w = \beta E_t \pi_{H,t+1}^w + \frac{\lambda_w}{(1 + \varphi \epsilon_w)} ((1 + \varphi)y^g - g^g - (w^g - p_H^g) - \ln(1 - \tau)^g + u_t^w) \quad (106)$$

where  $u_t^w = \ln(\mu_t^w / \bar{\mu}^w)$  is the wage mark-up shock. A similar expression for price inflation is given by,

$$\pi_{H,t} = \beta E_t \{\pi_{H,t+1}\} + \lambda [(w_t^g - p_{H,t}^g) - \ln(1 - \tau_t^s)^g + \mu_t^p] \quad (107)$$

where  $u_t^p = \ln(\mu_t^p / \bar{\mu}^p)$  is the wage mark-up shock and the ‘gapped’ real wage evolves according to,

$$w_t^g - p_{H,t}^g = \pi_{H,t}^w - \pi_{H,t} + w_{t-1}^g - p_{H,t-1}^g - \Delta a_t \quad (108)$$

We can also write (86) for natural variables as

$$y_t^n = E_t \{y_{t+1}^n\} - (r_t^n - \rho) - E_t \{g_{t+1}^n - g_t^n\} \quad (109)$$

so

$$r_t^n = \rho + E_t \{y_{t+1}^n - y_t^n\} - E_t \{g_{t+1}^n - g_t^n\} \quad (110)$$

This allows us to write (86) for gap variables as

$$y_t^g = y_t - y_t^n = E_t \{y_{t+1}^g\} - (r_t - E_t \{\pi_{H,t+1}\} - r_t^n) - E_t \{g_{t+1}^g - g_t^g\} \quad (111)$$

Note that, given (101), the real natural rate of interest depends - like natural output - only on the productivity shock, the steady-state levels of distortionary taxation and the optimal level of government spending.



### 3 Optimal policy

#### 3.1 The Social Planner's Problem in a Small Open Economy.

The social planner simply decides how to allocate consumption and production of goods within the economy, subject to the various constraints implied by operating as part of a larger group of economies e.g. IRS. Since they are concerned with real allocations, the social planner ignores nominal inertia in describing optimal policy .

The social planner will produce equal quantities of all goods, so we can write

$$Y = AN \quad (112)$$

Combining aggregate demand and international risk sharing implies

$$\begin{aligned} \ln(C) &= \ln(C^*) + (1 - \alpha) \ln(S) = \ln(C^*) + (1 - \alpha)(\ln(Y - G) - \ln(C^*)) \\ &= \alpha \ln(C^*) + (1 - \alpha) \ln(Y - G) \end{aligned} \quad (113)$$

The social planner maximises

$$\ln(C) + \chi \ln(G) - \frac{N^{1+\varphi}}{1+\varphi} \quad (115)$$

subject to these two constraints, which implies (max wrt G and Y),

$$\frac{1 - \alpha}{Y - G} - \frac{N^{1+\varphi}}{Y} = 0 \quad (116)$$

$$-\frac{1 - \alpha}{Y - G} + \frac{\chi}{G} = 0 \quad (117)$$

so that

$$N = (1 - \alpha + \chi)^{\frac{1}{1+\varphi}} \quad (118)$$

$$G = \frac{Y\chi}{1 - \alpha + \chi} \quad (119)$$

which implies the optimal value for  $g$ ,

$$g = \ln\left(1 + \frac{\chi}{1 - \alpha}\right) \quad (120)$$

#### 3.2 Flexible Price Equilibrium

Profit-maximising behaviour implies that firms will operate at the point at which marginal costs equal marginal revenues,

$$\begin{aligned} mc^{w,n} &= -\ln(\mu^w) \\ &= -\ln(1 - \tau) + a + (1 + \varphi)n^n - g^n - (w^n - p_H^n) \end{aligned} \quad (121)$$

$$\begin{aligned}
&= -\ln(\mu) + \ln(1 - \varkappa) - \ln(1 - \tau) - \ln(1 - \tau^s) \\
&\quad + (1 + \varphi)n^n + \ln\left(1 - \frac{G^n}{Y^n}\right)
\end{aligned} \tag{122}$$

$$\left(1 - \frac{1}{\epsilon}\right) \left(1 - \frac{1}{\epsilon_w}\right) = \frac{(1 - \varkappa)}{(1 - \tau^s)(1 - \tau)} (N^n)^{(1+\varphi)} \left(1 - \frac{G^n}{Y^n}\right) \tag{123}$$

Now if  $G^n$  is given by the optimal rule (120), then

$$1 - \frac{G^n}{Y^n} = \frac{1 - \alpha}{1 - \alpha + \chi} \tag{124}$$

and if the subsidy  $\varkappa$  is given by

$$(1 - \varkappa) = \left(1 - \frac{1}{\epsilon}\right) \left(1 - \frac{1}{\epsilon_w}\right) (1 - \tau^s)(1 - \tau) / (1 - \alpha) \tag{125}$$

then

$$N^n = (1 - \alpha + \chi)^{\frac{1}{1+\varphi}} \tag{126}$$

is identical to the optimal level of employment above. Here the subsidy has to overcome the distortions due to monopoly pricing in the goods and labour markets, as well as the distortionary income and sales taxes.

### 3.3 The Social Planner's Problem in a Monetary Union

Here the social planner maximises utility across all countries subject to

$$Y^i = A^i N^i \tag{127}$$

$$Y^i = C_i^i + \int_0^1 C_i^j dj + G^i \tag{128}$$

Recall that utility for country  $i$  at time  $t$  is

$$\ln C_t^i + \chi \ln G_t^i - \frac{(N_t^i)^{1+\varphi}}{1 + \varphi} \tag{129}$$

and

$$C^i = (Y^i - G^i)^{1-\alpha} \left[ \int_0^1 C_i^j dj \right]^\alpha \tag{130}$$

Optimisation implies

$$(N^i)^\varphi = A^i \frac{1-\alpha}{C_i^i} = A^i \int_0^1 \frac{\alpha}{C_i^j} dj = A^i \frac{\chi^i}{G^i} \tag{131}$$

This implies

$$N^i = (1 + \chi^i)^{\frac{1}{1+\varphi}} \tag{132}$$

$$C^i = \left(\frac{1-\alpha}{1+\chi^i}\right) Y^i \tag{133}$$

$$C_i^j = \left(\frac{\alpha}{1+\chi^i}\right) Y^i \quad j \neq i \tag{134}$$

$$G^i = \frac{\chi^i}{1+\chi^i} Y^i = \frac{\chi^i A^i}{(1+\chi^i)^{\frac{\varphi}{1+\varphi}}} \tag{135}$$

The latter implies  $g = \ln(1 + \chi^i)$  which is a different fiscal rule than in the case of the small open economy. Why? In the small open economy case governments have an incentive to increase government spending (which is devoted solely to domestically produced goods) to induce an appreciation in the terms of trade. In aggregate this cannot happen, but it leaves government spending inefficiently high. The government spending rule under monetary union eliminates this externality. This also has implications for the derivation of union and national welfare which are discussed below.

### 3.4 Social Welfare

Appendix 3 derives the quadratic approximation to utility across member states to obtain a union-wide objective function.

$$\Gamma = -\frac{(1+\chi)}{2} \sum_{t=0}^{\infty} \beta^t \int_0^1 \left[ \frac{\epsilon}{\lambda} \pi_{i,t}^2 + \frac{\epsilon_w(1+\varphi\epsilon_w)}{\lambda_w} (\pi_{i,t}^w)^2 + (y_t^{i,g})^2(1+\varphi) + \frac{1}{\chi} (g_t^{i,g})^2 \right] di + tip + o(\|a\|^3) \quad (136)$$

It contains quadratic terms in price and wage inflation reflecting the costs of price and wage dispersion induced by inflation in the presence of nominal inertia, as well as terms in the output gap and government spending gap. The weights attached to each element are a function of deep model parameters. The key to obtaining this quadratic specification is in adopting an employment subsidy which eliminates the distortions caused by imperfect competition in labour and product markets as well as the impact of distortionary sales and income taxes. It is also important to note that it is assumed that national fiscal authorities have internalised the externality caused by their desire to appreciate the terms of trade through excessive government expenditure.

In deriving national welfare for an economy outside of monetary union this externality is not corrected. It can be shown that the objective function becomes,

$$\Psi^i = -\frac{(1-\alpha+\chi)}{2} \sum_{t=0}^{\infty} \beta^t \left[ \frac{\epsilon}{\lambda} \pi_{i,t}^2 + \frac{\epsilon_w(1+\varphi\epsilon_w)}{\lambda_w} (\pi_{i,t}^w)^2 + (y_t^{i,g})^2(1+\varphi) + \frac{1}{\chi} (g_t^{i,g})^2 \right] + tip + o(\|a\|^3) \quad (137)$$

which is in the same form as the union-wide welfare function. However it differs in the first term multiplying the objective function and in the definition of the efficient steady-state around which the ‘gapped’ variables are defined, which reflects the externality which is accepted as a fact of life outside of EMU, but which is eliminated within EMU.

## 4 Precommitment Policy

In this section we shall consider precommitment policies for the various variants of our model.

### 4.1 Precommitment in the Small Open Economy

We shall initially consider policy in an economy not participating in monetary union. Aside from a direct interest in assessing the potential role for stabilising fiscal policy within a small open economy under flexible exchange rates, this is also informative as union-wide monetary policy will be of the same form as national monetary policy in the open economy. In the small open economy case, our ‘gapped’ model of country  $i$  consists of the following equations. Firstly, the Phillips curve for wage inflation,

$$\pi_{i,t}^w = \beta E_t \pi_{i,t+1}^w + \tilde{\lambda}_w ((1 + \varphi) y_t^{i,g} - g_t^{i,g} - (w_t^{i,g} - p_{i,t}^g) - \ln(1 - \tau_t^i)^g + u_t^w) \quad (138)$$

where we define real wages as  $rw_t^{i,g} = w_t^{i,g} - p_{i,t}^g$  and  $\tilde{\lambda}_w = \frac{\lambda_w}{(1 + \varphi \epsilon_w)}$  and have added  $u_t^w$  - an iid shock to the steady-state mark-up in wage setting. The similar expression for price inflation is given by,

$$\pi_{i,t} = \beta E_t \{\pi_{i,t+1}\} + \lambda [(w_t^{i,g} - p_{i,t}^g) - \ln(1 - \tau_t^{i,s})^g + u_t^p] \quad (139)$$

where  $u_t^p$  is an iid shock to the steady-state mark-up of the imperfectly competitive firms. The ‘gapped’ real wage evolves according to,

$$rw_t^{i,g} = \pi_{i,t}^w - \pi_{i,t} + rw_{t-1}^{i,g} - \Delta a_t^i \quad (140)$$

Finally there is the euler equation for consumption,

$$y_t^{i,g} = g_t^{i,g} + E_t \{y_{t+1}^i - g_{t+1}^i + \pi_{i,t+1}\} - (r_t^i - r_t^{i,n}) \quad (141)$$

The objective function for the national government is given by,

$$\sum_{t=0}^{\infty} \beta^t \left[ \frac{\epsilon}{\lambda} \pi_{i,t}^2 + \frac{\epsilon_w}{\tilde{\lambda}_w} (\pi_{i,t}^w)^2 + (y_t^{i,g})^2 (1 + \varphi) + \frac{1}{\chi} (g_t^{i,g})^2 \right] \quad (142)$$

and its instruments are interest rates, government spending and the two tax rates. Forming the Lagrangian,

$$\begin{aligned} L_t = & \sum_{t=0}^{\infty} \beta^t \left[ \frac{\epsilon}{\lambda} \pi_{i,t}^2 + \frac{\epsilon_w}{\tilde{\lambda}_w} (\pi_{i,t}^w)^2 + (y_t^{i,g})^2 (1 + \varphi) + \frac{1}{\chi} (g_t^{i,g})^2 \right. \\ & + \lambda_t^{\pi^w, i} (\pi_{i,t}^w - \beta E_t \pi_{i,t+1}^w - \tilde{\lambda}_w ((1 + \varphi) y_t^{i,g} - g_t^{i,g} - (rw_t^{i,g}) - \ln(1 - \tau_t^i)^g + u_t^w)) \\ & + \lambda_t^{\pi, i} (\pi_{i,t} - \beta E_t \{\pi_{i,t+1}\} - \lambda [rw_t^{i,g} - \ln(1 - \tau_t^{i,s})^g + u_t^p]) \\ & + \lambda_t^{y, i} (y_t^{i,g} - g_t^{i,g} - E_t \{y_{t+1}^i - g_{t+1}^i + \pi_{i,t+1}\}) + (r_t^i - r_t^{i,n}) \\ & \left. + \lambda_t^{rw, i} (rw_t^{i,g} - \pi_{i,t}^w + \pi_{i,t} - rw_{t-1}^{i,g} + \Delta a_t^i) \right] \end{aligned}$$

where dated  $\lambda$  with superscripts denote lagrange multipliers. The first-order condition (foc) for the interest rate is

$$\lambda_t^{y,i} = 0 \quad (143)$$

When there is a national monetary policy it is as if the monetary authorities have control over consumption such that the consumption Euler equation ceases to be a constraint. The foc for the sales tax gap,  $\ln(1 - \tau^{i,s})^g$ , is

$$\lambda \lambda_t^{\pi,i} = 0 \quad (144)$$

i.e. the price Phillips curve ceases to be a constraint on maximising welfare - sales tax changes can offset the impact on any other variables driving price inflation. Similarly, the condition for income taxes is given by,

$$\tilde{\lambda}_w \lambda_t^{\pi^w,i} = 0 \quad (145)$$

The remaining focs are for real wages,

$$-\lambda \lambda_t^{\pi,i} + \tilde{\lambda}_w \lambda_t^{\pi^w,i} + \lambda_t^{rw,i} - \beta E_t \lambda_{t+1}^{rw,i} = 0 \quad (146)$$

inflation,

$$\frac{2\epsilon}{\lambda} \pi_{i,t} + \lambda_t^{\pi,i} - \lambda_{t-1}^{\pi,i} - \beta^{-1} \lambda_{t-1}^{y,i} + \lambda_t^{rw,i} = 0 \quad (147)$$

wage inflation,

$$\frac{2\epsilon_w}{\tilde{\lambda}_w} \pi_{i,t}^w + \lambda_t^{\pi^w,i} - \lambda_{t-1}^{\pi^w,i} - \lambda_t^{rw,i} = 0 \quad (148)$$

the government spending gap,

$$\frac{2}{\chi} g_t^{i,g} + \tilde{\lambda}_w \lambda_t^{\pi^w,i} - \lambda_t^{y,i} + \beta^{-1} \lambda_{t-1}^{y,i} = 0 \quad (149)$$

and the output gap,

$$2(1 + \varphi) y_t^{i,g} - \tilde{\lambda}_w (1 + \varphi) \lambda_t^{\pi^w,i} + \lambda_t^{y,i} - \beta^{-1} \lambda_{t-1}^{y,i} = 0 \quad (150)$$

Combinations of these first order conditions define the target criteria for a variety of cases, such that alternative fiscal regimes are modelled by retaining or dropping the focs associated with a specific fiscal instrument. In deriving precommitment policy we consider the general solution to the system of focs after the initial time period, which gives us a set of target criteria which policy must achieve. In the initial period we have two ways of solving the system of focs. We can derive a set of initial values for lagrange multipliers dated at time  $t=-1$ , such that the target criteria are also followed in the initial period - this constitutes what is known as the policy from a ‘timeless perspective’ (see Woodford 2003). Alternatively we can allow policy makers to exploit the fact that expectations are fixed in the initial period and utilise the discretionary solution for the initial period only. This amounts to setting the time  $t=-1$  dated lagrange multipliers to zero (see Currie and Levine (1993)). Although we adopt the latter approach in simulations, we do not report the focs associated with the initial period in order to conserve space since these do not provide any additional economic intuition.

#### 4.1.1 Small Open Economy - All Fiscal Instruments

Let us consider the case where the fiscal authorities have access to government spending and both tax instruments in order to stabilise their economy, when operating alongside the national monetary authorities. Appendix 5 details the derivation of target criteria in this case which are, for government spending,

$$g_t^{i,g} = 0 \quad (151)$$

the output gap,

$$y_t^{i,g} = 0 \quad (152)$$

price inflation,

$$\pi_{i,t} = 0 \quad (153)$$

and wage inflation,

$$\pi_{i,t}^w = 0 \quad (154)$$

In other words the effects of shocks on these gap variables are completely offset and do not have any welfare implications. Since these target criteria are all static, it will also be the case that the optimal discretionary policy will be the same as this precommitment policy. In terms of policy assignments, monetary policy ensures the output gap is zero. Wage inflation is eliminated by the following rule for income taxes,

$$\ln(1 - \tau_t^i)^g = -rw_t^{i,g} + u_t^w \quad (155)$$

while a similar form of rule (but of the opposite sign) for sales taxes eliminates price inflation,

$$\ln(1 - \tau_t^{i,s})^g = rw_t^{i,g} + u_t^p \quad (156)$$

This shows that with appropriate fiscal instruments available for stabilisation purposes cost push-shocks become trivial to deal with, in contrast to the standard case where they are the shocks that imply the monetary authorities face a trade-off in stabilising output and inflation (see, Clarida et al (1999) for example).

#### 4.1.2 Small Open Economy - VAT and Government Spending

Now suppose we only have access to the sales tax and government spending as fiscal instruments (i.e. income taxes are fixed). In this case our government spending rule becomes,

$$y_t^{i,g} + \frac{1}{\chi} g_t^{i,g} = 0 \quad (157)$$

while monetary policy achieves the following trade-off between output and inflation under commitment,

$$\frac{\epsilon_w}{\lambda_w} \pi_{i,t}^w + \frac{\epsilon}{\lambda} \pi_{i,t} + \frac{1}{\lambda_w} \Delta y_t^{i,g} = 0 \quad (158)$$

This is similar to the form of target criteria that emerges when only prices are sticky and the only policy instrument is interest rates. Essentially the presence of the sales tax instrument simplifies the target criteria that emerges when both prices and wages are sticky, in the sense that the order of the dynamics of this target criterion are lower than the would otherwise be (see Woodford (2003), Chapter 7, and Section 4.1.4 below). The sales tax rule that simplifies the output-inflation trade-off facing the national monetary authorities is given by,

$$y_t^{i,g} - \epsilon r w_t^{i,g} + \epsilon \ln(1 - \tau_t^{i,s})^g - \epsilon u_t^p = 0 \quad (159)$$

#### 4.1.3 Small Open Economy - Income Tax and Government Spending

Now suppose we have the income tax instrument and government spending, but sales taxes are fixed. Appendix 5 shows that our policy assignment contains the previous government spending rule,

$$y_t^{i,g} + \frac{1}{\chi} g_t^{i,g} = 0 \quad (160)$$

which is our first target criterion.

The optimal mix of inflation and output to be achieved through the monetary policy instrument gives us our second target criterion,

$$\frac{\epsilon_w}{\lambda_w} \pi_{i,t}^w + \frac{\epsilon}{\lambda} \pi_{i,t} + \frac{1}{\lambda \lambda_w} (\Delta y_t^{i,g}) = 0 \quad (161)$$

and the income tax rule is,

$$\frac{1}{\chi} g_t^{i,g} + \epsilon_w ((1 + \varphi) y_t^{i,g} - g_t^{i,g} - r w_t^{i,g} - \ln(1 - \tau_t^i)^g - u_t^p) = 0 \quad (162)$$

#### 4.1.4 Small Open Economy - No Tax Instruments, Only Government Spending

With only a single instrument the target criteria under commitment becomes more complex, generating a target criterion for monetary policy with a mixture of backward and forward-looking elements.

$$\begin{aligned} 0 = & \frac{\epsilon}{\lambda} \pi_{i,t} + \frac{\epsilon_w}{\lambda_w} \pi_{i,t}^w + \frac{1}{\lambda_w} \Delta y_t^{i,g} \\ & + \frac{1}{\lambda} \left( \Delta y_t^{i,g} + \epsilon_w ((1 + \varphi) y_t^{i,g} - g_t^{i,g} - r w_t^{i,g} + u_t^w) + \frac{1}{\lambda_w} (\Delta^2 y_t^{i,g} - \beta \Delta^2 E_t y_{t+1}^{i,g}) \right) \end{aligned} \quad (163)$$

Government spending follows the usual rule,

$$y_t^{i,g} + \frac{1}{\chi} g_t^{i,g} = 0 \quad (164)$$

This describes pre-commitment policy for all cases in the small open economy.

## 4.2 Optimal Precommitment Under EMU:

The Lagrangian associated with the EMU case is given by,

$$\begin{aligned}
L_t = & \int_0^1 \sum_{t=0}^{\infty} \beta^t \left[ \frac{\epsilon}{\lambda} \pi_{i,t}^2 + \frac{\epsilon_w}{\tilde{\lambda}_w} (\pi_{i,t}^w)^2 + (y_t^{i,g})^2 (1 + \varphi) + \frac{1}{\lambda} (g_t^{i,g})^2 \right. \\
& + \lambda_t^{\pi^w, i} (\pi_{i,t}^w - \beta E_t \pi_{i,t+1}^w - \tilde{\lambda}_w ((1 + \varphi) y_t^{i,g} - g_t^{i,g} - (r w_t^{i,g}) - \ln(1 - \tau_t^i)^g + u_t^w) \\
& + \lambda_t^{\pi, i} (\pi_{i,t} - \beta E_t \{\pi_{i,t+1}\} - \lambda [r w_t^{i,g} - \ln(1 - \tau_t^{i,s})^g] + u_t^p) \\
& + \lambda_t^{y, i} (y_t^{i,g} - g_t^{i,g} - E_t \{y_{t+1}^{i,g} - g_{t+1}^{i,g} + \pi_{i,t+1}\}) + (r_t - r_t^{i,n}) \\
& \left. + \lambda_t^{rw, i} (r w_t^{i,g} - \pi_{i,t}^w + \pi_{i,t} - r w_{t-1}^{i,g} + \Delta a_t) \right] di
\end{aligned}$$

The key difference between this and the previous problem is that we now have a national union-wide interest rate and welfare is integrated across all member states. As a result, we no longer have an foc for the national interest rate, but the foc for the union-wide interest rate is given by,

$$\int_0^1 \lambda_t^{y, i} di = 0 \tag{165}$$

However, since all economies in our model are symmetrical in structure, we can aggregate focs across our economies which delivers, in terms of union-wide aggregates, an identical set of focs as we find in the small open economy case above. Therefore, the target criterion for the ECB will take the same form as that attributed to the national monetary authority, but re-specified in terms of union-wide aggregates.

In terms of national focs, we begin with the foc for the sales tax gap,  $\ln(1 - \tau^s)^g$ ,

$$\lambda \lambda_t^{\pi, i} = 0 \tag{166}$$

i.e. the price Phillips curve ceases to be a constraint on maximising welfare -VAT tax changes can offset the impact on any other variables driving price inflation. Similarly, the condition for income taxes is given by,

$$\tilde{\lambda}_w \lambda_t^{\pi^w, i} = 0 \tag{167}$$

implying that income taxes can control wage inflation, and for real wages,

$$-\lambda \lambda_t^{\pi, i} + \tilde{\lambda}_w \lambda_t^{\pi^w, i} + \lambda_t^{rw, i} - \beta E_t \lambda_{t+1}^{rw, i} = 0 \tag{168}$$

The remaining first-order conditions are for inflation,

$$\frac{2\epsilon}{\lambda} \pi_{i,t} + \lambda_t^{\pi, i} - \lambda_{t-1}^{\pi, i} - \beta^{-1} \lambda_{t-1}^{y, i} + \lambda_t^{rw, i} = 0 \tag{169}$$

The foc for wage inflation is given by,

$$\frac{2\epsilon_w}{\lambda_w} \pi_{i,t}^w + \lambda_t^{\pi^w, i} - \lambda_{t-1}^{\pi^w, i} - \lambda_t^{rw, i} = 0 \tag{170}$$



All that remains is the foc for the government spending gap,

$$\frac{2}{\chi}g_t^{i,g} + \tilde{\lambda}_w \lambda_t^{\pi^w,i} - \lambda_t^{y,i} + \beta^{-1} \lambda_{t-1}^{y,i} = 0 \quad (171)$$

and the output gap,

$$2(1 + \varphi)y_t^{i,g} - \tilde{\lambda}_w(1 + \varphi)\lambda_t^{\pi^w,i} + \lambda_t^{y,i} - \beta^{-1} \lambda_{t-1}^{y,i} = 0 \quad (172)$$

Combinations of these first order conditions define the national target criteria for a variety of cases. Alternative fiscal regimes are modelled by retaining or dropping the focs associated with a specific fiscal instrument. The details of these manipulations are in Appendix 6.

#### 4.2.1 EMU Case - All Fiscal Instruments

With all fiscal instruments, but the loss of the monetary policy instrument we can no-longer eliminate the welfare effects of shocks. Therefore our policy configuration is no longer trivial. It involves the following government spending rule,

$$(1 + \varphi)y_t^{i,g} + \frac{1}{\chi}g_t^{i,g} = 0 \quad (173)$$

which ensures the optimal composition of output. There is an income tax rule,

$$(1 + \varphi)y_t^{i,g} - g_t^{i,g} - r w_t^{i,g} - \ln(1 - \tau_t^i)^g + u_t^w = 0 \quad (174)$$

which replicates the labour supply decision that would emerge under flexible wages and thereby eliminates wage inflation, and a sales tax rule,

$$(1 + \varphi)y_t^{i,g} + \epsilon(\ln(1 - \tau_t^{i,s})^g - r w_t^{i,g} + u_t^p) = 0 \quad (175)$$

which achieves the appropriate balance between output and inflation while recognising that competitiveness will need to be restored once any shock has passed. Again mark-up shocks are trivially dealt with by the appropriate tax instrument.

With these fiscal rules in place in each member state, the ECB will act to ensure the average output gap within the union is zero,

$$\int_0^1 y_t^{i,g} di = y_t^g = 0 \quad (176)$$

which will imply that the average government spending gap and rates of price and wage inflation will all be zero in the union.

#### 4.2.2 EMU Case - VAT and Government Spending

Our rule for the sales tax is given by,

$$\frac{1}{\chi}g_t^{i,g} = \epsilon(\ln(1 - \tau_t^{i,s})^g - rw_t^{i,g} + u_t^p) \quad (177)$$

while the government spending rule is more dynamic, implying,

$$\begin{aligned} -\frac{2}{\varphi\chi}g_t^{i,g} &= 2\frac{(1+\varphi)}{\varphi}y_t^{i,g} + 2\epsilon_w((1+\varphi)y_t^{i,g} - g_t^{i,g} - rw_t^{i,g} + u_t^w) \\ &+ \frac{2}{\varphi\chi\tilde{\lambda}_w}(\Delta g_t^{i,g} - \beta\Delta E_t g_{t+1}^{i,g}) + 2\frac{(1+\varphi)}{\varphi\tilde{\lambda}_w}(\Delta y_t^{i,g} - \beta\Delta E_t y_{t+1}^{i,g}) \end{aligned} \quad (178)$$

With only two instruments and four constraints, the precommitment policy implies a degree of both inertial and forward-looking behaviour typical of analysis of monetary policy in such settings (see Woodford (2003), Chapter 7 ). With these national fiscal rules in place, the ECB's monetary policy will seek to achieve the following balance between inflation and output for the union as a whole,

$$\frac{\epsilon_w}{\tilde{\lambda}_w}\pi_t^w + \frac{\epsilon}{\lambda}\pi_t + \frac{1}{\tilde{\lambda}_w}\Delta y_t^g = 0 \quad (179)$$

#### 4.2.3 EMU Case - Income Tax and Government Spending

Now suppose that income taxes are the only tax instrument. We have a rule for this instrument of the form,

$$\begin{aligned} 0 &= (1+\varphi)y_t^{i,g} - \epsilon(rw_t^{i,g} + u_t^p) - \epsilon_w((1+\varphi)y_t^{i,g} - g_t^{i,g} - rw_t^{i,g} - \ln(1 - \tau_t^i)^g + u_t^w) \\ &+ \frac{\epsilon_w}{\lambda}((1+\varphi)(\beta E_t y_{t+1}^{i,g} - y_t^{i,g}) - (\beta E_t g_{t+1}^{i,g} - g_t^{i,g})) - (\beta E_t u_{t+1}^w - u_t^w) \\ &- (\beta E_t rw_{t+1}^{i,g} - rw_t^{i,g}) - (\beta E_t \ln(1 - \tau_{t+1}^i)^g - \ln(1 - \tau_t^i)^g) \end{aligned} \quad (180)$$

which is complemented by our standard government spending rule,

$$\frac{1}{\chi}g_t^{i,g} + (1+\varphi)y_t^{i,g} = 0 \quad (181)$$

Assuming the national fiscal authorities implement these rules, then the ECB will seek to achieve the following balance between output and inflation across the union as a whole,

$$\frac{\epsilon_w}{\tilde{\lambda}_w}\pi_t^w + \frac{\epsilon}{\lambda}\pi_t + \frac{1}{\lambda\tilde{\lambda}_w}(\Delta y_t^g) = 0 \quad (182)$$

#### 4.2.4 EMU Case - Government Spending the Only Instrument

Appendix 6 details the solution in this case, which is too complex to afford any real intuition. Numerical analysis of this and the other cases is considered in the next section, together with a comparison with policy under discretion.

## 5 Optimal Policy Simulations

In this section we examine the optimal policy response to a technology shock both within and outside monetary union. We consider discretionary and commitment policies and compute the welfare benefits of employing our various fiscal instruments as stabilisation devices. In this section we outline the response of the model to a series of shocks. Following GM we adopt the following parameter set,  $\varphi = 1$ ,  $\mu = 1.2$ ,  $\epsilon = 6$ ,  $\theta_p = 0.75$ ,  $\beta = 0.99$ ,  $\alpha = 0.4$ , and  $\gamma = 0.25$ . The ratio of government spending to gdp of 0.25 implies that  $\chi = \frac{\gamma}{1-\gamma} = 1/3$  in the EMU case<sup>3</sup>. Additionally, since we have sticky wages we need to adopt a measure of the steady-state mark-up in the labour market. Following evidence in Leith and Malley (2005), we choose  $\mu^w = 1.2$  (which implies  $\epsilon_w = 6$ ), and a degree of wage stickiness given by  $\theta_w = 0.75$ , which means that wage contracts last for, on average, one year. The productivity shock follows the following pattern,

$$a_t = \rho_a a_{t-1} + \xi_t \quad (183)$$

where we adopt a degree of persistence in the productivity shock of  $\rho_a = 0.6$ , although we consider the implications of alternative degrees of persistence below.

### 5.1 Small Open Economy Simulations

We begin by considering the response of a small open economy to a 1% technology shock with the degree of persistence described above, when no use is made of fiscal policy for stabilisation purposes i.e. only monetary policy is used to stabilise the economy in the face of shocks. Figure 1 details the responses of key endogenous variables to the technology shock, under both commitment and discretion<sup>4</sup>. It is important to note that, in the absence of sticky wages, monetary policy could completely offset the welfare consequences of this shock by reducing interest rates in line with the increase in productivity. This would ensure that domestic and foreign demand rises for the additional products and that the full effects of the productivity gain are captured in real wages. However, when nominal wages are also sticky it is not possible for monetary policy alone to offset the effects of the shock. As a result of the wage stickiness, real wages are slow to rise following the positive productivity shock and, as a result, marginal costs fall initially and this means that the initial jump in inflation is negative. This leads to a cut in nominal interest rates (greater than that implied by the productivity shock's affect on the natural interest rate) and a jump depreciation of the nominal exchange rate, although interest rates will be relatively lower after this initial jump as rising marginal costs increase inflation.

<sup>3</sup>In the small open economy case,  $\gamma = \frac{\chi}{1-\alpha+\chi}$  such that fixing the share of government spending requires a rescaling of  $\chi$  to take account of the incentive to excessive government spending which is assumed to be eliminated within the union. In the simulations, to facilitate comparisons, we fix  $\chi$  at the value described above in both the open economy and EMU cases.

<sup>4</sup>The numerical solution of optimal policy under commitment and discretion is based on Soderlind (2003).

The terms of trade depreciate initially, but this is far more modest than in the flexible wage case. As a result consumption rises in the home country relative to abroad, but not by as much as output since the depreciation of the terms of trade makes domestic goods attractive to foreign consumers. Implicitly IRS and the positive productivity shock imply that resources are being sent abroad to support foreign consumption, although this is not as pronounced as in the flexible wage case.

We know from our derivation of optimal policy above that when we utilise all fiscal instruments we can completely offset the impact of this shock on all welfare-relevant gap variables, implying that there is no welfare cost to the shock. Essentially, the monetary instrument eliminates the impact on the output gap of the shock by cutting interest rates. This creates demand for domestically produced goods by encouraging domestic consumption, which has a bias towards domestically produced goods, and depreciating the exchange rate leading to an increase in foreign demand. Income taxes are reduced to eliminate wage inflation, but simultaneously achieve the required increase in the post tax real wage. The sales tax is increased to eliminate the deflation that would otherwise emerge as a result of the reduction in marginal costs (due to falling income taxes and rising productivity). There is no need to adjust government spending when the government has access to the tax instruments without constraint.

We can also consider a number of intermediate cases where not all fiscal instruments are employed. The welfare benefits of various combinations of fiscal instrument are given in Table 1<sup>5</sup>. These suggest that the greatest gains to stabilisation in the open economy case come from the tax instruments, with only relatively minor benefits from varying government spending. Either tax instrument is highly effective in reducing the welfare costs of the technology shock.

Table 1 - Costs of Technology Shock in Small Open Economy with Alternative

Fiscal Instruments.	No Taxes	Income Tax	Sales Tax	Both Taxes
Commitment Policy				
Govt Spending	0.5793	0.0673	0.0863	0
No Govt Spending	0.5804	0.0708	0.0915	0
Discretionary Policy				
Govt Spending	0.5824	0.1051	0.1356	0
No Govt Spending	0.5835	0.1082	0.1412	0

The second kind of shock we consider are one-period iid mark-up shocks for price and wage-setting respectively. The impact of a 1% increase in the steady-state mark-up for one period is given by,

<sup>5</sup>The figures in Tables 1-3 capture the costs of deviating from the efficient level of variables due to sticky-wages and prices in the face of the particular shock, expressed as a percentage of one-period's steady-state consumption.

Table 2 - Costs of Price Mark-Up Shock in Small Open Economy with Alternative Fiscal Instruments.

	No Taxes	Income Tax	Sales Tax	Both Taxes
Commitment Policy				
Govt Spending	0.1539	0.1519	0	0
No Govt Spending	0.1541	0.1519	0	0
Discretionary Policy				
Govt Spending	0.1588	0.1532	0	0
No Govt Spending	0.1573	0.1532	0	0

Table 3 - Costs of Wage Mark-Up Shock in Small Open Economy with Alternative Fiscal Instruments.

	No Taxes	Income Tax	Sales Tax	Both Taxes
Commitment Policy				
Govt Spending	0.0222	0	0.0218	0
No Govt Spending	0.0228	0	0.0224	0
Discretionary Policy				
Govt Spending	0.0283	0	0.0266	0
No Govt Spending	0.0286	0	0.0270	0

Here a sales tax can perfectly offset the mark-up shock in price-setting, while the income tax can do the same for wage mark-up shocks, but each tax is relatively ineffective at dealing with the other shock. As was the case for technology shocks, government spending adds little to stabilisation in the open economy under flexible exchange rates. There is a slight curiosity in the results in that when the available instruments are government spending and the monetary policy instrument, then in the face of a wage mark-up shock it would be better not to have access to the government spending when policy is discretionary. Essentially, not having access to the government spending instrument in this case, amounts to a form of commitment. However, the size of this effect is very small.

## 5.2 EMU Simulations

We now consider the response to an idiosyncratic technology shock for a country operating under EMU (see Figure 2). We begin by considering the case where there is no fiscal response to the shock. In this case the equilibrating mechanism is the need to restore competitiveness following the shock. Relative to the small open economy case, there is now no monetary policy response to either the local productivity shock or its inflationary repercussions. As a result there is no attempt to boost consumption and output with a fall in interest rates in response to the shock (in an attempt to replicate the flex price outcome). There is an initial fall in real wages and inflation which induces a depreciation in the terms of trade, although this is far smaller than in the open economy case above. This shifts demand towards domestic goods such that prices and wages rise until

the competitiveness gain has been reversed. In the presence of nominal inertia and with no monetary policy/exchange rate instrument, it is difficult to induce the necessary movements in the terms of trade/real exchange rate to create a market for the extra goods that can be produced as a result of the productivity shock. This failure is reflected in the large negative output gap and real wage gap.

We then contrast this to the case where country *i* employs all the fiscal instruments at its disposal. We find that optimal policy attempts to reduce the impact of the technology shock on competitiveness. Therefore, following the technology shock, sales and income taxes are increased. The latter completely offsets the impact of the shock on wage inflation, while the latter allows for only a very limited reduction in prices following the productivity shock. As a result of this attempt to avoid price adjustment, there is a substantial negative output gap, although this is partially offset by a rise in government spending. This has the advantage of creating a market for the additional goods, which given complete home bias in government spending, boosts real wages and moderates the fall in inflation. There is now a smaller depreciation of the terms of trade due to the changes in taxation and since there is less need to encourage foreign consumption of the increased domestic production of goods due to the home bias in government consumption. As we note below, the welfare gain from fiscal stabilisation to this degree is an approximate halving of the costs of a technology shock when part of a monetary union.

We again consider a number of intermediate cases where not all fiscal instruments are employed. The welfare benefits of various combinations of fiscal instrument are given in Table 4. This suggests that the greatest gains to stabilisation, when part of monetary union, come from utilising government spending as a stabilisation instrument. This is due to the assumed home-bias in government spending which allows policy makers to purchase the additional goods produced as a result of the productivity shock without requiring any competitiveness changes which subsequently have to be undone once the shock has passed. It is also interesting to note that even with all fiscal instruments in place the costs of the shock under EMU are still greater than in the small open economy case with just monetary policy as the only available policy instrument.

Table 4- Costs of Technology Shock Under EMU with Alternative Fiscal Instruments<sup>6</sup>.

Commitment Policy	No Taxes	Income Tax	Sales Tax	Both Taxes
Govt Spending	1.6707	1.6050	1.2089	1.1486
No Govt Spending	2.3121	2.1495	1.9988	1.8487
Discretionary Policy	No Taxes	Income Tax	Sales Tax	Both Taxes
Govt Spending	1.6755	1.6115	1.2131	1.1486
No Govt Spending	2.3121	2.1537	2.0073	1.8487

<sup>6</sup>The figures in Tables 4-6 capture the costs of deviating from the efficient level of variables due to sticky-wages and prices in the face of the particular shock, expressed as a percentage of one-period's steady-state consumption.

We also examine the impact of mark-up shocks within EMU in the following two tables.

Table 5 - Costs of Price Mark-Up Shock in EMU with Alternative Fiscal Instruments.

	No Taxes	Income Tax	Sales Tax	Both Taxes
Commitment Policy				
Govt Spending	0.2241	0.2241	0	0
No Govt Spending	0.2242	0.2287	0	0
Discretionary Policy				
Govt Spending	0.2241	0.2257	0	0
No Govt Spending	0.2242	0.2327	0	0

Table 6 - Costs of Wage Mark-Up Shock under EMU with Alternative Fiscal Instruments.

	No Taxes	Income Tax	Sales Tax	Both Taxes
Commitment Policy				
Govt Spending	0.0395	0	0.0394	0
No Govt Spending	0.0403	0	0.0403	0
Discretionary Policy				
Govt Spending	0.0405	0	0.0411	0
No Govt Spending	0.0403	0	0.0419	0

The tax instruments are highly effective in dealing with the relevant cost push shock, but are less effective in offsetting any mark-up shock in an area where they do not affect the ‘cost’ variable. Unlike the case with technology shocks under EMU, government spending has little impact in offsetting the impact of mark-up shocks. Again, when considering wage mark-up shocks, it would be better to only utilise the monetary policy instrument rather than in combination with government spending when policy is conducted under discretion - however this is a very small effect.

Finally, in order to assess the importance of fiscal policy in such a stochastic environment we subject our economies to stochastic shocks taken from Smets and Wouters (2005). They obtain estimates for the stochastic properties of a series of shock processes hitting the Euro area and the US. In our simulations we assume that an individual economy within EMU is struck by idiosyncratic shocks with similar stochastic properties. We focus on three shocks: namely price and wage mark-up shocks which are taken to be iid shocks, and an autocorrelated productivity shock. To convert this to consumption equivalent units we follow Kirsanova and Wren-Lewis (2004) and calculate the expected welfare loss of the shocks under alternative policy regimes. Our quadratic loss function for an individual economy can be written as,

$$\Gamma = E_t \sum_{s=0}^{\infty} \beta^s Y_s Q Y_s'$$

$$= E_t tr(Q \sum_{s=0}^{\infty} \beta^s Y_s Y_s')$$

where  $Y_s'$  is a vector of variables defined in the Appendix and  $Q$  is a matrix reflecting the weights derived for the quadratic loss function above. After implementing the optimal policy, the system will follow an AR(1) process<sup>7</sup>,

$$Y_{s+1} = MY_s + \varepsilon_{s+1}$$

It follows that,

$$\sum_{s=0}^{\infty} \beta^s Y_{s+1} Y_{s+1}' = M \left( \sum_{s=0}^{\infty} \beta^s Y_s Y_s' \right) M' + \sum_{s=0}^{\infty} \beta^s \varepsilon_{s+1} \varepsilon_{s+1}' + \frac{1}{\beta} Y_0 Y_0'$$

Taking expectations, and assuming that the economy was initially in equilibrium gives,

$$E_0 V \equiv E_0 \sum_{s=0}^{\infty} \beta^s Y_{s+1} Y_{s+1}' = \beta M E_0 V M' + \frac{\beta}{1-\beta} \Sigma$$

where  $\Sigma$  is the variance-covariance matrix for the shocks. Kirsanova and Wren-Lewis (2004) show that this vector can be solved for,

$$vec(E_0 V) = (I - \beta M \otimes M)^{-1} vec\left(\frac{\beta}{1-\beta} \Sigma\right)$$

and inserted above to give the ex ante utility loss due to sticky prices and wages given the size of shocks that are expected to hit the economy. Since utility is logarithmic in consumption  $U_C C = 1$ , the second order approximation to utility is already in consumption equivalent units. It should be noted that this measure of welfare only captures the costs of deviating from the efficient level of output due to price and wage stickiness. These costs can be converted into average steady-state consumption equivalents by multiplying by  $1 - \beta$ . Using the Smets and Wouters (2005) shock processes we obtain the following numbers, detailed in Table 8.

Table 7 - Benefits of Fiscal Stabilisation<sup>8</sup>

Benefits of Fiscal Stabilisation	No Fiscal Response	Full Fiscal Response
Small Open Economy	2.37%	0%
Monetary Union	3.91%	1.90%

<sup>7</sup>Of course, the  $M$  matrix will differ according to whether or not we are considering discretionary or commitment policy.

<sup>8</sup>The figures in Table 7 capture the expected costs of deviating from the efficient level of variables due to sticky-wages and prices in the face of ongoing shocks, expressed as a percentage of steady-state consumption.



### 5.3 Implementation Lags

A frequently cited argument against employing fiscal instruments in a stabilisation role is that it often takes long periods to implement the tax changes and government spending changes suggested by optimal policy. In this subsection we assess the extent to which implementation lags affect the welfare gains from fiscal stabilisation. We assume that it takes  $n$ -periods to change policy instruments following a change in the information set. This can be modelled by conditioning policy instruments on information sets of  $n$ -periods ago, such that our structural model can be written as follows, with our NKPC for wage inflation,

$$\pi_{i,t}^w = \beta E_t \pi_{i,t+1}^w + \tilde{\lambda}_w ((1+\varphi)y_t^{i,g} - E_{t-n}g_t^{i,g} - (w_t^{i,g} - p_{i,t}^g) - E_{t-n} \ln(1 - \tau_t^i)^g + u_t^w) \quad (184)$$

the similar expression for price inflation,

$$\pi_{i,t} = \beta E_t \{\pi_{i,t+1}\} + \lambda [(w_t^{i,g} - p_{i,t}^g) - E_{t-n} \ln(1 - \tau_t^{i,s})^g + u_t^p] \quad (185)$$

and the euler equation for consumption,

$$y_t^{i,g} = E_{t-n}g_t^{i,g} + E_t \{y_{t+1}^i - E_{t-n}g_{t+1}^i + \pi_{i,t+1}\} - (r_t - r_t^{i,n}) \quad (186)$$

The equation describing the evolution of the ‘gapped’ real wage is unaffected. This implies that it will take  $n$ -periods following the shock for the fiscal authorities to be able to implement a fiscal policy plan. In assessing the impact on such implementation lags on welfare we consider four cases: (1) There are no lags in adjusting fiscal instruments; (2) there is a one period lag in adjusting tax instruments and 2 periods in adjusting government spending; (3) there is a two period lag in adjusting tax instruments and a one year lag in adjusting government spending; and (4) fiscal instruments are not changed over the course of the business cycle. It is clear that implementation lags do reduce the effectiveness of fiscal instruments as stabilisation devices. However, there are still non-trivial benefits from fiscal stabilisation even under the ‘slow response’ scenario. In particular, expectations that instruments will change in the future will impact on private sector decisions today in a forward looking model.

Table 8: Implementation Lags<sup>9</sup>

Inertia	(1) No Delay	(2) Moderate Response	(3) Slow Response	(4) No Response
$\rho_a = 0.6$	1.1485	1.8770	2.0451	2.3121
$\rho_a = 0.9$	2.6735	3.5055	4.0023	5.3955

Of course these results are highly dependent upon the amount of inertia in the economy. For example, increasing the degree of persistence in the technology shock from 0.6 to 0.9 implies that there the impacts of shocks are felt for longer, implying that even with implementation lags fiscal policy has a valuable role to play in stabilising the economy.

<sup>9</sup>These are expressed as percentages of one period’s steady-state consumption.

## 6 Introducing Debt

In this subsection we consider the impact of introducing government debt to our analysis of policy within a small open economy or within EMU<sup>10</sup>. Until now we have assumed that there was a lump-sum tax instrument which was utilised to balance the budget whenever other fiscal instruments were used in a stabilisation role. In this section we assume that any variations in government spending or our sales or income tax instruments are not automatically adjusted for in this way. Instead, any inconsistency between government tax revenues and spending will affect government debt. Policy must then ensure that any relevant government budget constraint is satisfied.

In the case of EMU, Appendix 7 derives the intertemporal budget constraint for the union as a whole,

$$\int D_t^i di = R_{t-1} B_{t-1} = - \sum_{T=t}^{\infty} E_t[Q_{t,T} (\int_0^1 (P_{i,T} G_T^i - W_T^i N_T^i (\tau_T^i - \varkappa_i) - \tau_T^{i,s} P_{i,T} Y_T^i - T_T^i) di)] \quad (187)$$

where  $B_t$  is the aggregate level of the national debt stocks. With global market clearing in asset markets the series of national budget constraints imply that the only public-sector intertemporal budget constraint in our model is a union-wide constraint. What is the intuition for this? Given complete capital markets and our assumed initial conditions (zero net foreign assets and identical *ex ante* structures in each economy) this means that initially consumers expect similar fiscal policy regimes in their respective economies. To the extent that *ex post* this is not the case, there will be state contingent payments under IRS that ensure marginal utilities are equated throughout the union (after controlling for real exchange rate differences)<sup>11</sup>. This would seem to suggest that fiscal sustainability questions within this framework are a union-wide rather than a national concern. Given that a national government's contribution to union-wide finances is negligible then this could be taken to imply that debt is not an issue in utilising fiscal instruments at the national level.

However, given the fiscal institutions which have been constructed as part of EMU, it seems unlikely that without such constraints each member state would expect to operate under *ex ante* similar fiscal regimes. Therefore it may be reasonable to assume that each member state operates a budget constraint of this form at the national level, such that there is no need for the only institution with a union-wide instrument, the ECB, to be concerned with issues of fiscal solvency. Therefore we impose, as an external constraint created within the

<sup>10</sup>In Leith and Wren-Lewis (2005), we consider the significance of adding debt to New Keynesian models of monetary policy more fully.

<sup>11</sup>For the purposes of illustration, suppose taxes were lump-sum and one economy unexpectedly cut all taxes to zero. There would be transfers from this economy to the other economies to ensure that the consumers in the other economies were not disadvantaged by the higher taxes they had to pay to ensure union-wide solvency.

institutions of EMU, a national government budget constraint of the form,

$$D_t^i = R_{t-1}B_{t-1}^i = - \sum_{T=t}^{\infty} E_t[Q_{t,T}(P_{i,T}G_T^i - W_T^i N_T^i(\tau_T^i - \varkappa_i) - \tau_T^{i,s} P_{i,T} Y_T^i - T_T^i)] \quad (188)$$

We need to transform this budget constraint into a loglinearised ‘gap’ equation to allow it to be integrated into our policy problem. Additionally, in order to support the assumption that the steady-state level of output was efficient (which was implicit in the welfare functions we developed) an obvious assumption to make is that lump-sum taxation is used to finance the steady-state subsidy (which offsets, in steady-state, the distortions caused by distortionary taxation and imperfect competition in wage and price setting). We shall then assume that lump-sum taxation cannot be used to alter this subsidy or to finance any other government activities, including the kind of spending and distortionary tax adjustments as stabilisation measures we are interested in. This implies that  $W_T^i N_T^i \varkappa_i = T_T^i$  in all our economies at all points in time, allowing us to simplify the budget constraint to,

$$R_{t-1}B_{t-1}^i = - \sum_{T=t}^{\infty} E_t[Q_{t,T}(P_{i,T}G_T^i - W_T^i N_T^i \tau_T^i - \tau_T^{i,s} P_{i,T} Y_T^i)] \quad (189)$$

i.e. distortionary taxation and spending adjustments are required to service government debt as well as stabilise the economy. This defines the basic trade-off facing policy makers in utilising these instruments. This intertemporal budget constraint implies the flow budget constraint,

$$B_t^i = R_{t-1}B_{t-1}^i + P_{i,t}G_t^i - P_{i,t}Y_t^i \tau_t^{i,s} - W_t^i N_t^i \tau_t^i \quad (190)$$

Rewriting in real terms and in a form consistent with the gapped definitions of the tax rates,

$$\frac{B_t^i}{P_{i,t}} = R_{t-1} \frac{P_{i,t-1}}{P_{i,t}} \frac{B_{t-1}^i}{P_{i,t-1}} - Y_{i,t}^i + G_t^i + Y_{i,t}^i(1 - \tau_t^{i,s}) + \frac{W_t^i}{P_{i,t}} N_t^i (1 - \tau_t^i) - \frac{W_t^i}{P_{i,t}} N_t^i \quad (191)$$

This can be log-linearised as,

$$\begin{aligned} b_t^i &= \bar{R}b_{t-1}^i + \bar{R}(r_{t-1} - \pi_{i,t}) + \frac{\bar{G}^i}{\bar{B}^i} \ln G_t^i + \frac{(1 - \bar{\tau}^{i,s})\bar{Y}^i}{\bar{B}^i} \ln(1 - \tau_t^{i,s}) \\ &\quad - \frac{\bar{\tau}^{i,s}\bar{Y}^i}{\bar{B}^i} y_t^i + \frac{(1 - \bar{\tau}^i)\bar{r}\bar{w}^i\bar{N}^i}{\bar{B}^i} \ln(1 - \tau_t^i) - \frac{\bar{\tau}r\bar{w}^i\bar{N}^i}{\bar{B}/\bar{P}^i} (rw_t^i + n_t^i) \\ &\quad - \bar{R} \ln \bar{B}^i - \bar{R}(\bar{r}) - \frac{\bar{G}^i}{\bar{B}^i} \ln \bar{G}^i - \frac{(1 - \bar{\tau}^{i,s})\bar{Y}^i}{\bar{b}^i} \ln(1 - \bar{\tau}^i) \\ &\quad - \frac{\bar{\tau}^{i,s}\bar{Y}^i}{\bar{B}^i} \bar{Y}^i + \frac{(1 - \bar{\tau}^i)\bar{r}\bar{w}^i\bar{N}^i}{\bar{B}^i} \ln(1 - \bar{\tau}^i) - \frac{\bar{\tau}^i\bar{r}\bar{w}^i\bar{N}^i}{\bar{B}^i} (\bar{r}\bar{w}^i + \bar{n}^i) \end{aligned} \quad (192)$$

where  $b_t^i = \ln(\frac{B_t^i}{P_{i,t}})$  and  $\bar{B}^i = (\bar{B}^i/P_i)$ . Re-writing in gap form,

$$\begin{aligned} b_t^g &= \bar{R}b_{t-1}^g + \bar{R}(r_{t-1}^g - \pi_{i,t}) + \frac{\bar{G}^i}{\bar{B}^i} \ln G_t^{i,g} + \frac{(1 - \bar{\tau}^{i,s})\bar{Y}^i}{\bar{B}^i} \ln(1 - \tau_t^{i,s}) \\ &\quad - \frac{\bar{\tau}^{i,s}\bar{Y}^i}{\bar{B}^i} y_t^{i,g} + \frac{(1 - \bar{\tau}^i)\bar{r}\bar{w}^i\bar{N}^i}{\bar{B}^i} \ln(1 - \tau_t^i) - \frac{\bar{\tau}r\bar{w}^i\bar{N}^i}{\bar{B}^i} (rw_t^{i,g} + n_t^{i,g}) \end{aligned} \quad (193)$$

From the production function to the first order,  $y_t^{i,g} = n_t^{i,g}$ , so this can be rewritten as,

$$\begin{aligned} b_t^{i,g} &= \bar{R}b_{t-1}^{i,g} + \bar{R}(r_{t-1}^g - \pi_{i,t}) + \frac{\bar{G}^i}{\bar{b}} \ln G_t^{i,g} + \frac{(1 - \bar{\tau}^{i,s})\bar{y}}{\bar{b}} \ln(1 - \tau_t^{i,s}) \\ &\quad - \left(\frac{\bar{\tau}^{i,s}\bar{Y}^i}{\bar{B}^i} + \frac{\bar{\tau}r\bar{w}^i\bar{N}^i}{\bar{B}^i}\right) y_t^{i,g} + \frac{(1 - \bar{\tau}^i)\bar{r}\bar{w}^i\bar{N}^i}{\bar{B}^i} \ln(1 - \tau_t^i) - \frac{\bar{\tau}r\bar{w}^i\bar{N}^i}{\bar{B}^i} (rw_t^{i,g}) \end{aligned} \quad (194)$$

Note, however, that  $g_t$  in the model is defined as,  $\ln(1 - \frac{G}{Y})$ . This implies, to a first order, that,

$$\ln G^i = \ln\left(\frac{G^i}{Y^i}\right) + \ln(Y^i) \quad (195)$$

$$= \ln(1 - \exp(-g^i)) + y^i \quad (196)$$

$$= \frac{1 - \gamma^{i,n}}{\gamma^{i,n}} g^i + y^i \quad (197)$$

where  $\gamma^{i,n} = G^i/Y^i$ . In gap form this becomes,

$$\ln G^{i,g} = \frac{1 - \gamma^{i,n}}{\gamma^{i,n}} g^{i,g} + y^{i,g} \quad (198)$$

Introducing this to the budget constraint,

$$\begin{aligned} b_t^{i,g} &= \bar{R}b_{t-1}^{i,g} + \bar{R}(r_{t-1}^g - \pi_{i,t}) + \frac{\bar{G}^i}{\bar{B}^i} \frac{1 - \gamma^{i,n}}{\gamma^{i,n}} g_t^{i,g} + \frac{(1 - \bar{\tau}^{i,s})\bar{Y}^i}{\bar{B}^i} \ln(1 - \tau_t^{i,s}) \\ &\quad - (\bar{R} - 1)y_t^{i,g} + \frac{(1 - \bar{\tau}^i)\bar{r}\bar{w}^i\bar{N}^i}{\bar{B}^i} \ln(1 - \tau_t^i) - \frac{\bar{\tau}r\bar{w}^i\bar{N}^i}{\bar{B}^i} (rw_t^{i,g}) \end{aligned} \quad (199)$$

This is our national government budget constraint, which must remain stationary as an additional constraint on policy makers.

## 6.1 Optimal Precommitment Policy with Government Debt

### 6.1.1 Open Economy Case

The Lagrangian associated with the open economy case in the presence of a national government budget constraint is given by,

$$\begin{aligned}
L_t = & \sum_{t=0}^{\infty} \beta^t \left[ \frac{\epsilon}{\lambda} \pi_{i,t}^2 + \frac{\epsilon_w}{\lambda_w} (\pi_{i,t}^w)^2 + (y_t^{i,g})^2 (1 + \varphi) + \frac{1}{\chi} (g_t^{i,g})^2 \right. \\
& + \lambda_t^{\pi^w, i} (\pi_{i,t}^w - \beta E_t \pi_{i,t+1}^w - \tilde{\lambda}_w ((1 + \varphi) y_t^{i,g} - g_t^{i,g} - (r w_t^{i,g}) - \ln(1 - \tau_t^i)^g)) \\
& + \lambda_t^{\pi, i} (\pi_{i,t} - \beta E_t \{\pi_{i,t+1}\} - \lambda [r w_t^{i,g} - \ln(1 - \tau_t^{i,s})^g]) \\
& + \lambda_t^{y, i} (y_t^{i,g} - g_t^{i,g} - E_t \{y_{t+1}^{i,g} - g_{t+1}^{i,g} + \pi_{i,t+1}\} + (r_t^i - r_t^{i,n})) \\
& + \lambda_t^{r w, i} (r w_t^{i,g} - \pi_{i,t}^w + \pi_{i,t} - r w_{t-1}^{i,g} + \Delta a_t) \\
& + \lambda_t^{b, i} (b_t^{i,g} - \bar{R} b_{t-1}^{i,g} - \bar{R} (r_{t-1}^{i,g} - \pi_{i,t}) - b_g g_t^{i,g} - b_{\tau^s} \ln(1 - \tau_t^{i,s})^g \\
& \left. + b_y y_t^{i,g} - b_{\tau} \ln(1 - \tau_t^i)^g + b_{r w} r w_t^{i,g}) \right]
\end{aligned}$$

where  $b_g = \frac{\bar{G}^i}{\bar{B}^i} \frac{1 - \gamma^{i,n}}{\gamma^{i,n}}$ ,  $b_{\tau^s} = \frac{(1 - \tau^{i,s}) \bar{Y}^i}{\bar{B}^i}$ ,  $b_y = \bar{R} - 1$ ,  $b_{\tau} = \frac{(1 - \tau^i) \bar{r w}^i \bar{N}^i}{\bar{B}^i}$ , and  $b_{r w} = \frac{\bar{r r w}^i \bar{N}^i}{\bar{B}^i}$ . The foc for the national interest rate is given by,

$$\lambda_t^{y, i} - E_t \lambda_{t+1}^{b, i} = 0 \quad (200)$$

Here monetary policy must now take account of its impact on the government's finances.

In terms of national focs, we begin with the foc for the sales tax gap,  $\ln(1 - \tau^{i,s})^g$ ,

$$\lambda \lambda_t^{\pi, i} - b_{\tau^s} \lambda_t^{b, i} = 0 \quad (201)$$

Similarly, the condition for income taxes is given by,

$$\tilde{\lambda}_w \lambda_t^{\pi^w, i} - b_{\tau} \lambda_t^{b, i} = 0 \quad (202)$$

and for real wages,

$$-\lambda \lambda_t^{\pi, i} + \tilde{\lambda}_w \lambda_t^{\pi^w, i} + \lambda_t^{r w, i} - \beta \lambda_{t+1}^{r w, i} + b_{r w} \lambda_t^{b, i} = 0 \quad (203)$$

The remaining first-order conditions are for debt,

$$\lambda_t^{b, i} - \beta \bar{R} \lambda_{t+1}^{b, i} = 0 \quad (204)$$

which implies that,  $E_0 \lambda_t^{b, i} = \lambda^{b, i} \forall t$ . In other words policy must ensure that the 'cost' of the government's budget constraint is constant following a shock which is the basis of the random walk result of Schmitt-Grohe and Uribe (2004). This also implies that the lagrange multipliers for the wage and price phillips curves are constant over time too. The remaining focs are for inflation,

$$\frac{2\epsilon}{\lambda} \pi_{i,t} + \lambda_t^{\pi, i} - \lambda_{t-1}^{\pi, i} - \beta^{-1} \lambda_{t-1}^{y, i} + \lambda_t^{r w, i} + \bar{R} \lambda_t^{b, i} = 0 \quad (205)$$

wage inflation,

$$\frac{2\epsilon_w}{\lambda_w} \pi_{i,t}^w + \lambda_t^{\pi^w, i} - \lambda_{t-1}^{\pi^w, i} - \lambda_t^{r w, i} = 0 \quad (206)$$

the government spending gap,

$$\frac{2}{\chi}g_t^{i,g} + \tilde{\lambda}_w\lambda_t^{\pi^w,i} - \lambda_t^{y,i} + \beta^{-1}\lambda_{t-1}^{y,i} - b_g\lambda_t^{b,i} = 0 \quad (207)$$

and the output gap,

$$2(1+\varphi)y_t^{i,g} - \tilde{\lambda}_w(1+\varphi)\lambda_t^{\pi^w,i} + \lambda_t^{y,i} - \beta^{-1}\lambda_{t-1}^{y,i} + b_y\lambda_t^{b,i} = 0 \quad (208)$$

Combinations of these first order conditions define the national target criteria for a variety of cases. In the open economy case the optimal combination of wage and price inflation is given by,

$$\frac{2\epsilon}{\lambda}\pi_{i,t} + \frac{2\epsilon_w}{\tilde{\lambda}_w}\pi_{i,t}^w = 0 \quad (209)$$

This essentially describes the balance between wage and price adjustment in achieving the new steady-state real wage consistent with the new steady-state tax rates required to stabilise the debt stock following the shock. Taking the foc for the output gap, we have,

$$2(1+\varphi)y_t^{i,g} + \lambda^{b,i}(-b_\tau(1+\varphi) + (1-\beta^{-1}) + b_y) = 0 \quad (210)$$

which defines the value of the Lagrange multiplier associated with the government's budget constraint which implies that the output gap is constant, but non-zero. The sales and income tax rules for the open economy case are given by, respectively,

$$-2\epsilon(rw_t^{i,g} - \ln(1 - \tau_t^{i,s})^g) + (b_{rw} + b_\tau - b_{\tau^s})\lambda^{b,i} = 0 \quad (211)$$

and,

$$2\epsilon_w((1+\varphi)y_t^{i,g} - g_t^{i,g} - rw_t^{i,g} - \ln(1 - \tau_t^{i,g})) + (b_{rw} + b_\tau - b_{\tau^s})\lambda^{b,i} = 0 \quad (212)$$

Finally the government spending rule is given by,

$$\frac{2}{\chi}g_t^{i,g} + (b_\tau - (1 - \beta^{-1}) - b_g)\lambda^{b,i} = 0 \quad (213)$$

which is again constant given the lagrange multiplier  $\lambda^{b,i}$ . Leith and Wren-Lewis (2005) show that this lagrange multiplier, associated with the budget constraint, can be solved as a function of the size of the initial debt stock and the expected fiscal repercussions of any modelled shock. They also investigate the nature of the time inconsistency problem inherent in adding debt to the model, which is discussed in the simulation section below.

Taken together these target criteria imply that optimal policy ensures that output and government spending adjust instantaneously to their new steady-state levels, while gradual price and wage adjustment implies that it is optimal, under commitment, to gradually reach the new steady-state tax rates consistent with debt sustainability.

### 6.1.2 EMU Case

If we formulate the corresponding problem for the EMU case we have,

$$\begin{aligned}
L_t = & \int_0^1 \sum_{t=0}^{\infty} \beta^t \left[ \frac{\epsilon}{\lambda} \pi_{i,t}^2 + \frac{\epsilon_w}{\lambda_w} (\pi_{i,t}^w)^2 + (y_t^{i,g})^2 (1 + \varphi) + \frac{1}{\chi} (g_t^{i,g})^2 \right. \\
& + \lambda_t^{\pi^w, i} (\pi_{i,t}^w - \beta E_t \pi_{i,t+1}^w - \tilde{\lambda}_w ((1 + \varphi) y_t^{i,g} - g_t^{i,g} - (r w_t^{i,g}) - \ln(1 - \tau_t^i)^g)) \\
& + \lambda_t^{\pi, i} (\pi_{i,t} - \beta E_t \{\pi_{i,t+1}\} - \lambda [r w_t^{i,g} - \ln(1 - \tau_t^{i,s})^g]) \\
& + \lambda_t^{y, i} (y_t^{i,g} - g_t^{i,g} - E_t \{y_{t+1}^{i,g} - g_{t+1}^{i,g} + \pi_{i,t+1}\} + (r_t - r_t^{i,n})) \\
& + \lambda_t^{r w, i} (r w_t^{i,g} - \pi_{i,t}^w + \pi_{i,t} - r w_{t-1}^{i,g} + \Delta a_t) \\
& + \lambda_t^{b, i} (b_t^{i,g} - \bar{R} b_{t-1}^{i,g} - \bar{R} (r_{t-1}^g - \pi_{i,t}) - b_g g_t^{i,g} - b_{\tau s} \ln(1 - \tau_t^{i,s})^g \\
& \left. + b_y y_t^{i,g} - b_{\tau} \ln(1 - \tau_t^i)^g + b_{r w} r w_t^{i,g}) \right] di
\end{aligned}$$

In order to obtain intuition for optimal policy in this case it is helpful to relate the (constant) value of the lagrange multiplier associated with the national government budget constraint to national output and government spending gaps,

$$2(1 + \varphi) y_t^{i,g} + \frac{2}{\chi} g_t^{i,g} + (b_y - \varphi b_{\tau} - b_g) \lambda_t^{b, i} = 0 \quad (214)$$

which also implies a constant relationship between the output and government spending gaps following a shock.

There is an income tax rule,

$$2\epsilon_w ((1 + \varphi) y_t^{i,g} - g_t^{i,g} - r w_t^{i,g} - \ln(1 - \tau_t^i)^g) + (b_{r w} + b_{\tau} - b_{\tau s}) \lambda^{b, i} = 0 \quad (215)$$

and a sales-tax rule,

$$\begin{aligned}
0 = & 2(1 + \varphi) y_t^{i,g} + (b_y - \varphi b_{\tau} + 1 - \beta^{-1} + b_{r w} - b_{\tau s}) \lambda^{b, i} \\
& - 2\epsilon (r w_t^{i,g} - \ln(1 - \tau_t^{i,s})^g)
\end{aligned} \quad (216)$$

and a government spending rule,

$$\begin{aligned}
0 = & \frac{2}{\chi} g_t^{i,g} - 2(1 + \varphi) \frac{(b_{\tau} - b_g - 1 + \beta^{-1})}{(-b_{\tau}(1 + \varphi) + (1 - \beta^{-1}) + b_y)} y_t^{i,g} \\
& + 2\epsilon \left( 1 + \frac{(b_{\tau} - b_g - 1 + \beta^{-1})}{(-b_{\tau}(1 + \varphi) + (1 - \beta^{-1}) + b_y)} \right) (r w_t^{i,g} - \ln(1 - \tau_t^{i,s})^g) \\
& + 2\epsilon_w \left( 1 + \frac{(b_{\tau} - b_g - 1 + \beta^{-1})}{(-b_{\tau}(1 + \varphi) + (1 - \beta^{-1}) + b_y)} \right) ((1 + \varphi) y_t^{i,g} - g_t^{i,g} - r w_t^{i,g} - \ln(1 - \tau_t^i)^g)
\end{aligned} \quad (217)$$

which in conjunction with the tax rules, will achieve the constant relationship between government spending and the output gap given above. Here we can see that the presence of the national government budget constraint essentially

introduces a constant wedge into the target criteria outlined above for the EMU case without debt which reflects the needs to adjust fiscal instruments and steady-state output and real wages to be consistent with the new steady-state level of government debt which follows a random walk.

While the ECB will set the union-wide interest rate consistently with the following first-order condition,

$$\int_0^1 (\lambda_t^{y,i} - E_t \lambda_{t+1}^{b,i}) di = 0$$

Assuming that the national fiscal authorities will follow these fiscal rules, this will ensure that union-wide monetary policy achieves the following balance between wage and price inflation,

$$\frac{\epsilon}{\lambda} \pi_t + \frac{\epsilon_w}{\lambda_w} \pi_t^w = 0 \quad (218)$$

with other union wide variables following paths consistent with the target criteria outlined for the small open economy case above.

### 6.1.3 Simulations

In this section we consider using numerical simulation the ability of an small open economy operating inside and outside of MU to stabilise the economy following a productivity shock through the use of fiscal instruments when it must also ensure sustainability of the government's finances. Figure 4 details the paths of key endogenous variables following the same technology shock considered above when the economy is a member of monetary union. In the case of commitment policy, the results are very similar to the case where there was a lump-sum tax instrument balancing the national fiscal budget. The main difference is that there is a gradual reduction in government debt in response to the higher tax revenues generated by the positive productivity shock, until it reaches its new lower steady-state with reduced sales and income taxes and higher government spending to satisfy the national fiscal constraint. This is essentially a generalisation of the random walk result of Benigno and Woodford (2003) and Schmitt-Grohe and Uribe (2004), which also has echoes of tax smoothing (Barro (1979)), but with additional inertia caused by the various sources of inertia in the model. Essentially, following the shock we have a random-walk in the steady-state debt and tax levels. However, these differences have little welfare implications with the costs of the shock rising from 1.150% to 1.154%.

A more substantial difference occurs when we consider the discretionary solution. Under discretion the national fiscal authorities taking future inflationary expectations as given, are tempted to use inflation rather than their fiscal instruments to stabilise national government debt. As a result, the larger initial fall in inflation and the initial fall in income taxes serves to increase rather than reduce debt initially. This temptation, which is a form of inflationary bias, remains unless the debt stock returns close to its initial value (this is demonstrated



formerly in Leith and Wren-Lewis (2005)). Therefore, even although there is no explicit debt target, optimal discretionary policy eliminates the effects of the productivity shock on the debt stock. In this particular case, the welfare consequences of the shock are not dramatically affected by the introduction of government debt and welfare costs rise from 1.150% to 1.193% of one period's steady-state consumption.

We can also consider the same experiment in the case of a small open economy operating outside of monetary union. Without the need to utilise distortionary instruments to ensure fiscal solvency we have already seen that the combination of monetary and fiscal instruments can perfectly offset the impact of technology shocks in a sticky wage/price economy. However, when the government must also ensure fiscal sustainability by varying distortionary fiscal instruments this first-best solution will no longer be attainable. Using our usual technology shock we find that the welfare costs of having to stabilise debt following an autocorrelated technology shock amount to only 0.0012% of one-period's steady-state consumption under discretion, and an insignificant  $1.23 \times 10^{-4}\%$  under commitment.

## 7 Conclusions

We have considered the potential role of various fiscal instruments in dealing with a technology and two forms of cost-push shock in a microfounded open economy model which contains both wage and price inertia. We looked at two policy regimes: the case of flexible exchange rates where monetary policy is optimal, and the case where the economy is a member of a 'large' monetary union. The three fiscal instruments we consider are government spending, income taxes and sales taxes.

In the case of a small open economy, when all three fiscal instruments are freely available, then the impact of the technology shock can be completely eliminated, whether policy acts with discretion or commitment. However, once any one of these fiscal instruments is excluded as a stabilisation tool, costs emerge. Using simulations, we find that the useful fiscal instrument in this case (in the sense of reducing the welfare costs of the shock) is either income taxes or sales taxes. In contrast, having government spending as an instrument contributes very little.

The results for an individual member of a monetary union facing an idiosyncratic technology shock (where monetary policy in the union does not respond) are very different. First, even with all fiscal instruments freely available, the technology shock will incur welfare costs. Government spending is potentially useful as a stabilisation device, because it can act as a partial substitute for monetary policy. Finally, sales taxes are more effective than income taxes in reducing the costs of a technology shock under monetary union. If all three instruments are freely available, then the costs of the shock can be reduced by around a half, compared to the case where there is no fiscal stabilisation. We also found that implementation lags could significantly affect (but not elimi-

nate) the ability of fiscal instruments to deal with shocks, but that the need to ensure fiscal solvency when utilising tax instruments in a stabilisation role had negligible welfare consequences.

## References:

- Barro, R. J. (1979), "On the Determination of the Public Debt," *Journal of Political Economy*, 64, 93-110.
- Beetsma, R. M. W. J. and H. Jensen (2004), "Mark-up Fluctuations and Fiscal Policy Stabilisation in a Monetary Union", *Journal of Macroeconomics*, 26, pp 357-376
- Benigno, P. and M. Woodford (2003), "Optimal Monetary and Fiscal Policy: A Linear Quadratic Approach", mimeograph, University of Princeton.
- Calvo, G. (1983), "Staggered Prices in a Utility Maximising Framework", *Journal of Monetary Economics*, 12(3), 383-398.
- Clarida, R. M. Gertler and J. Gali (1999), "The Science of Monetary Policy: A New Keynesian Perspective", *Journal of Economic Perspectives*.
- Clarida, R. M. Gertler and J. Gali (2001), "Optimal Monetary Policy in Open Versus Closed Economies: An Integrated Approach" . *American Economic Review Papers and Proceedings*, 91 (2), pp. 248-252.
- Gali, J. and T. Monacelli (2004), "Optimal Fiscal Policy in a Monetary Union", mimeograph, Universitat Pompeu Fabra.
- Leith, C. and J. Malley (2005), "Estimated General Equilibrium Models for the Analysis of Monetary Policy in the US and Europe", *European Economic Review*, forthcoming.
- Leith, C. and Wren-Lewis (2005), "Fiscal Sustainability in a New Keynesian Model", mimeograph, University of Glasgow.
- Lombardo, G. and A. Sutherland (2004), "Monetary and Fiscal Interactions in Open Economies", *Journal of Macroeconomics*, 26, 319-348.
- Schmitt-Grohe, S. and M. Uribe (2004), "Optimal Monetary and Fiscal Policy under Sticky Prices", *Journal of Economic Theory*, 114, February 2004, pp 198-230.
- Soderlind, P. (1999), "Solution and Estimation of RE Macromodels with Optimal Policy", *European Economic Review*, 43, pp 813-823.
- Woodford, M. (2003), *Interest and Prices*, Princeton University Press.

## Appendix 1 - Wage Setting

Recall the optimal wage set by those households that are able to re-set wages in period  $t$ ,

$$W(k)_t^{-1-\varphi\epsilon_w} = \frac{E_t \left( \sum_{s=0}^{\infty} (\theta_w)^s [Q_{t,t+s} W_{t+s}^{\epsilon_w} N_{t+s} (1-\tau)] \right)}{E_t \left( \sum_{s=0}^{\infty} (\theta_w)^s [Q_{t,t+s} \mu_w W_{t+s}^{\epsilon_w(1+\varphi)} N_{t+s}^{1+\varphi} C_{t+s} P_{t+s}] \right)} \quad (219)$$

Note that in equilibrium,

$$\beta^s \left( \frac{C_t}{C_{t+s}} \right) \left( \frac{P_t}{P_{t+s}} \right) = Q_{t,t+s} \quad (220)$$

Accordingly the expression for the optimal re-set wage is given by,

$$\bar{W}_t^{-1-\varphi\epsilon_w} = \frac{E_t \left( \sum_{s=0}^{\infty} (\theta_w \beta)^s [W_{t+s}^{\epsilon_w} N_{t+s} (1-\tau) C_{t+s}^{-1} P_{t+s}^{-1}] \right)}{E_t \left( \sum_{s=0}^{\infty} (\theta_w \beta)^s [\mu_w W_{t+s}^{\epsilon_w(1+\varphi)} N_{t+s}^{1+\varphi}] \right)} \quad (221)$$

This expression can be log-linearised as,

$$\frac{1+\varphi\epsilon_w}{1-\theta_w\beta} \bar{w}_t - \frac{1}{1-\theta_w\beta} \ln(\mu^w) = E_t \left( \sum_{s=0}^{\infty} (\theta_w \beta)^s [\varphi n_{t+s} + \epsilon_w \varphi w_{t+s} + c_{t+s} + p_{t+s} - \ln(1-\tau_{t+s})] \right) \quad (222)$$

Quasi-differencing this expression yields,

$$\frac{1+\varphi\epsilon_w}{1-\theta_w\beta} \bar{w}_t = \frac{1+\varphi\epsilon_w}{1-\theta_w\beta} a_w \beta E_t \bar{w}_{t+1} + \varphi n_{t+s} + \epsilon_w \varphi w_{t+s} + c_{t+s} + p_{t+s} - \ln(1-\tau_{t+s}) - \ln(\mu_t^w) \quad (223)$$

The wage index evolves according to the following law of motion,

$$W_t = \left[ (1-\theta_w) \bar{W}_t^{(1-\epsilon_w)} + \theta_w W_{t-1}^{1-\epsilon_w} \right]^{\frac{1}{1-\epsilon_w}} \quad (224)$$

Log-linearising this expression gives,

$$w_t = (1-\theta_w) \bar{w}_t + \theta_w w_{t-1} \quad (225)$$

These two expressions can be solved for wage inflation to obtain the New Keynesian Phillips curve for wage inflation,

$$\pi_t^w = \beta E_t \pi_{t+1}^w + \frac{(1-\theta_w\beta)(1-\theta_w)}{(1+\varphi\epsilon_w)\theta_w} (\varphi n_t - w_t + c_t + p_t - \ln(1-\tau_t) + \ln(\mu_t^w)) \quad (226)$$

here the forcing variable captures the extent to which the consumer's labour supply decision is not the same as it would be under flexible prices.

## Appendix 2 - Price Setting

Recall the optimal price set by firms that are able to reset prices in period  $t$ ,

$$P_t^* = \frac{\sum_{s=0}^{\infty} (\theta_p)^s Q_{t,t+s} \left[ \epsilon \frac{W_{t+s}}{P_{t+s}} P_{H,t+s}^\epsilon \frac{Y_{t+s}}{A_{t+s}} \right]}{\sum_{s=0}^{\infty} (\theta_p)^s Q_{t,t+s} \left[ (\epsilon - 1)(1 - \tau_{t+s}^s) P_{t+s}^{-1} P_{H,t+s}^\epsilon Y_{t+s} (1 - \chi) \right]} \quad (227)$$

Note that in equilibrium,

$$\beta^s \left( \frac{C_t}{C_{t+s}} \right) \left( \frac{P_t}{P_{t+s}} \right) = Q_{t,t+s} \quad (228)$$

Accordingly, the expression for the optimal price can be re-written as,

$$P_t^* = \frac{\sum_{s=0}^{\infty} (\theta_p \beta)^s \frac{C_t P_t}{C_{t+s} P_{t+s}} \left[ \epsilon \frac{W_{t+s}}{P_{t+s}} P_{H,t+s}^\epsilon \frac{Y_{t+s}}{A_{t+s}} \right]}{\sum_{s=0}^{\infty} (\theta_p \beta)^s \frac{C_t P_t}{C_{t+s} P_{t+s}} \left[ (\epsilon - 1)(1 - \tau_{t+s}^s) P_{t+s}^{-1} P_{H,t+s}^\epsilon Y_{t+s} (1 - \chi) \right]} \quad (229)$$

This can be loglinearised as,

$$\bar{p}_{H,t} = \ln(\mu_t) + (1 - \theta_p \beta) E_t \left( \sum_{s=0}^{\infty} (\theta_w \beta)^s [-a_{t+s} + w_{t+s} - \ln(1 - \tau_{t+s}^s) - v_t] \right) \quad (230)$$

where  $\bar{p}_{H,t}$  is the log of the optimal price set by those firms that were able to set price in period  $t$ , and  $v = -\ln(1 - \chi)$ . Quasi-differencing this expression yields,

$$\frac{1}{1 - \theta_p \beta} \bar{p}_{H,t} = \frac{1}{1 - \theta_p \beta} \theta_p \beta E_t \bar{p}_{H,t+1} - a_t + w_t - \ln(1 - \tau_t^s) - v_t + \ln(\mu_t) \quad (231)$$

While domestic prices evolve according to,

$$P_{H,t} = \left[ (1 - \theta_p) P_t^{*(1-\epsilon)} + \theta_p P_{H,t-1}^{1-\epsilon} \right]^{\frac{1}{1-\epsilon}} \quad (232)$$

This can be log-linearised as,

$$p_{H,t} = (1 - \theta_p) \bar{p}_{H,t} + \theta_p p_{H,t-1} \quad (233)$$

Solving for  $\bar{p}_{H,t}$  and substituting into the expression for quasi-differenced optimal price yields,

$$\frac{1}{1 - \theta_p \beta} \left( \frac{p_{H,t}}{1 - \theta_p} - \frac{\theta_p p_{H,t-1}}{1 - \theta_p} \right) = \frac{1}{1 - \theta_p \beta} \theta_p \beta \left( \frac{E_t p_{H,t+1}}{1 - \theta_p} - \frac{\theta_p p_{H,t}}{1 - \theta_p} \right) - a_t + w_t - \ln(1 - \tau_t^s) - v_t + \ln(\mu_t) \quad (234)$$

This can be solved as,

$$\pi_{H,t} = \beta E_t \pi_{H,t+1} + \frac{(1 - \theta_p \beta)(1 - \theta_p)}{\theta_p} (m c_t + \ln(\mu_t)) \quad (235)$$

where  $m c_t = -a_t + w_t - p_{H,t} - \ln(1 - \tau_t^s) - v_t$  are the real log-linearised marginal costs of production. In the absence of sticky prices profit maximising behaviour implies,  $m c = -\ln(\mu)$ .

## Appendix 3 - Derivation of Union and National Welfare

The measure of welfare which we shall seek to approximate is based on an aggregate of household utility,

$$\ln C_t + \chi \ln G_t - \int_0^1 \frac{(N(k)_t)^{1+\varphi}}{1+\varphi} dk \quad (236)$$

The first term can be expanded as

$$c = c^n + c^g \quad (237)$$

$$= c^n + \alpha \int_0^1 c^{g,j} dj + (1-\alpha)(y^g - g^g) \quad (238)$$

using (113). Before considering the second term we need to note the following general result relating to second order approximations,

$$\frac{Y_t - Y}{Y_t} = y_t + \frac{1}{2}y_t^2 + o(\|a\|^3) \quad (239)$$

where  $o(\|a\|^3)$  represents terms that are of order higher than 3 in the bound  $\|a\|$  on the amplitude of the relevant shocks. This will be used in various places in the derivation of welfare.

Now consider the second order approximation to the second term for an individual household  $k$ ,

$$\begin{aligned} \frac{N(k)^{1+\varphi}}{1+\varphi} &= \frac{(N(k)^n)^{1+\varphi}}{1+\varphi} + (N(k)^n)^\varphi (N(k)_t - N(k)^n) \\ &\quad + \frac{1}{2}\varphi (N(k)^n)^{\varphi-1} ((N(k)_t - N(k)^n))^2 \} + o(\|a\|^3) \end{aligned} \quad (240)$$

which can be re-written as,

$$\begin{aligned} \frac{N(k)^{1+\varphi}}{1+\varphi} &= \frac{(N(k)^n)^{1+\varphi}}{1+\varphi} + (N(k)^n)^{\varphi+1} \left( \frac{N(k)_t - N(k)^n}{N(k)^n} \right) \\ &\quad + \frac{1}{2}\varphi (N(k)^n)^{\varphi+1} \left( \left( \frac{N(k)_t - N(k)^n}{N(k)^n} \right) \right)^2 \} + o(\|a\|^3) \end{aligned} \quad (241)$$

Using the above relationship this can be rewritten in terms of gap variables,

$$\frac{N(k)^{1+\varphi}}{1+\varphi} = \frac{(N(k)^n)^{1+\varphi}}{1+\varphi} + (N(k)^n)^{1+\varphi} \left\{ n(k)^g + \frac{1}{2}(n(k)^g)^2(1+\varphi) \right\} + o(\|a\|^3) \quad (242)$$

We now need to aggregate this over households and relate to aggregate variables.

$$\begin{aligned} \int_0^1 \frac{N(k)^{1+\varphi}}{1+\varphi} dk &= \frac{(N^n)^{1+\varphi}}{1+\varphi} \\ &\quad + (N^n)^{1+\varphi} \left\{ \int_0^1 n(k)^g dk + \frac{1}{2}(1+\varphi) \int_0^1 (n(k)^g)^2 dk \right\} + o(\|a\|^3) \end{aligned} \quad (243)$$

The demand for an individual household's labour is given by,

$$N(k) = \left( \frac{W(k)}{W} \right)^{-\epsilon_w} N \quad (244)$$

Taking logs and integrating over households,

$$\int_0^1 n^{k,g} dk = n^g + \int_0^1 \ln \left( \frac{W(k)}{W} \right)^{-\epsilon_w} dk \quad (245)$$

Consider the relative price,  $\left( \frac{W(k)}{W} \right)^{-\epsilon_w}$ . Let  $\hat{w}(k) = w(k) - w$  which implies that,

$$\begin{aligned} \left( \frac{W(k)}{W} \right)^{1-\epsilon_w} &= \exp[(1-\epsilon_w)\hat{w}(k)] \\ &= 1 + (1-\epsilon_w)\hat{w}_{H,t}(k) + \frac{(1-\epsilon_w)^2}{2} (\hat{w}_{H,t}(k))^2 + o(\|a\|^3) \end{aligned} \quad (246)$$

From the definition of  $W$  we have  $1 = \int_0^1 \left( \frac{W(k)}{W} \right)^{1-\epsilon_w} dk$ . Therefore integrating the above expression across  $k$  the  $LHS = 1$  and the expression simplifies to,

$$E_k\{\hat{w}(k)\} = \frac{\epsilon_w - 1}{2} E_k\{\hat{w}(k)^2\} \quad (247)$$

which is of second order.

Therefore we can rewrite the relationship between the sum of household labour inputs and the CES aggregate of these inputs as,

$$\begin{aligned} \int_0^1 n(k)^g dk &= n^g + \epsilon_w \frac{1-\epsilon_w}{2} E_k\{\hat{w}(k)^2\} \\ &= n^g + \epsilon_w \frac{1-\epsilon_w}{2} var_k\{w(k)^2\} \end{aligned} \quad (248)$$

From the definition of the variance it is also the case that,

$$\int_0^1 (n(k)^g)^2 dk = var_k\{n(k)^g\} + \left( \int_0^1 n(k)^g dk \right)^2 \quad (249)$$

where  $var_k\{n(k)^g\} = (\epsilon_w)^2 var_k\{w(k)\}$ . Using this expression and (248) the second order approximation to the disutility of labour supply can be written as,

$$\begin{aligned} \frac{N^{1+\varphi}}{1+\varphi} dk &= \frac{(N^n)^{1+\varphi}}{1+\varphi} + \\ &= \frac{(N^n)^{1+\varphi}}{1+\varphi} + (N^n)^{1+\varphi} \left( n^g + \frac{1}{2}(1+\varphi)(n^g)^2 + \left( \epsilon_w \frac{1-\epsilon_w}{2} + \frac{(\epsilon_w)^2(1+\varphi)}{2} \right) var_k\{w(k)^2\} \right) + o(\|a\|^3) \\ &= \frac{(N^n)^{1+\varphi}}{1+\varphi} + (N^n)^{1+\varphi} \left\{ n^g + \frac{1}{2}(1+\varphi)(n^g)^2 + \frac{\epsilon_w(1+\varphi\epsilon_w)}{2} var_k\{w(k)^2\} \right\} + o(\|a\|^3) \end{aligned} \quad (250)$$

Now we need to relate the labour input gap to the output gap and a measure of price dispersion. Aggregating the individual firms' demand for labour yields,

$$N = \left(\frac{Y}{A}\right) \int_0^1 \left(\frac{P_H(i)}{P_H}\right)^{-\epsilon} di \quad (251)$$

It can be shown that (see GM(2004))

$$n^g = y^g + \ln\left[\int_0^1 \left(\frac{P_H(i)}{P_H}\right)^{-\epsilon} di\right] \quad (252)$$

$$= y^g + \frac{\epsilon}{2} \text{var}_i\{p_H(i)\} + o(\|a\|^3) \quad (253)$$

so we can write

$$\begin{aligned} \frac{N^{1+\varphi}}{1+\varphi} &= \frac{(N^n)^{1+\varphi}}{1+\varphi} \\ &+ (N^n)^{1+\varphi} \left\{ y^g + \frac{1}{2} (y^g)^2 (1+\varphi) + \frac{\epsilon}{2} \text{var}_i\{p_H(i)\} + \frac{\epsilon_w(1+\varphi\epsilon_w)}{2} \text{var}_k\{w(k)^2\} \right\} + o(\|a\|^3) \end{aligned} \quad (254)$$

The term in G can be expanded as

$$\ln G = \ln\left(\frac{G}{Y}\right) + y^g + tip \quad (255)$$

$$= \ln(1 - \exp(-g)) + y^g + tip \quad (256)$$

$$= \frac{1-\gamma^n}{\gamma^n} g^g - \frac{1}{2} \frac{1-\gamma^n}{(\gamma^n)^2} (g^g)^2 + y^g + tip + o(\|a\|^3) \quad (257)$$

where  $\gamma^n = G^n/Y^n$ . We can then write

$$\chi \ln G_t = \frac{1-\gamma^n}{\gamma^n} \ln G_t \quad (258)$$

$$= g_t^g - \frac{1}{2\gamma^n} (g_t^g)^2 + \chi y^g + tip + o(\|a\|^3) \quad (259)$$

Using these expansions, individual utility can be written as

$$\begin{aligned} \ln C_t + \chi \ln G_t - \frac{N_t^{1+\varphi}}{1+\varphi} &= c_t^n + \alpha \int_0^1 c_t^{g,j} dj + (1-\alpha)(y_t^g - g_t^g) + \\ &g_t^g - \frac{1}{2\gamma^n} (g_t^g)^2 + \chi y^g \\ &- \left[ \frac{(N^n)^{1+\varphi}}{1+\varphi} + (N^n)^{1+\varphi} \left\{ y_t^g + \frac{1}{2} (y_t^g)^2 (1+\varphi) \right. \right. \\ &\left. \left. + \frac{\epsilon}{2} \text{var}_i\{p_{H,t}(i)\} + \frac{\epsilon_w(1+\varphi\epsilon_w)}{2} \text{var}_k\{w_t(k)^2\} \right\} \right] \\ &+ tip + O[3] \end{aligned} \quad (260)$$

Now, adding natural terms to tip and if we have an optimal subsidy, then

$$N^n = (1+\chi)^{\frac{1}{1+\varphi}} \quad (261)$$

so we can simplify this as

$$\begin{aligned}
\ln C_t + \chi_t \ln G_t - \frac{N_t^{1+\varphi}}{1+\varphi} &= \alpha \int_0^1 c_t^{j,g} dj - \alpha(y_t^g - g_t^g) + \\
&\quad - \frac{1}{2\gamma^n} (g_t^g)^2 + \\
&\quad - (1+\chi) \left\{ \frac{1}{2} (y_t^g)^2 (1+\varphi) + \frac{\epsilon}{2} \text{var}_i \{p_{H,t}(i)\} + \frac{\epsilon_w(1+\varphi\epsilon_w)}{2} \text{var}_k \{w_t(k)^2\} \right\} \\
&\quad + tip + O[3]
\end{aligned} \tag{262}$$

Total individual welfare in country  $i$  is therefore given by

$$\begin{aligned}
\Gamma^i &= \sum_{t=0}^{\infty} \beta^t [-\alpha(y_t^{i,g} - g_t^{i,g}) + \alpha \int_0^1 c_t^{j,g} dj] \\
&\quad - \frac{(1+\chi)}{2} ((y_t^{i,g})^2 (1+\varphi) + \frac{1}{\chi} (g_t^{i,g})^2 + \epsilon \text{var}_l \{p_{i,t}(l)\} + \frac{\epsilon_w(1+\varphi\epsilon_w)}{2} \text{var}_k \{w_{i,t}(k)^2\}) \\
&\quad + tip + O[3]
\end{aligned} \tag{263}$$

utilising the fact that  $1 - \frac{\gamma^n}{Y^n} = 1 - \gamma^n = \frac{1}{1+\chi}$ .

Woodford (2003, Chapter 6) shows that

$$\sum \beta^t \text{var}_l \{p_{i,t}(l)\} = \frac{1}{\lambda} \sum \beta^t \pi_{i,t}^2 \tag{264}$$

which given the Calvo price-setting rules in wage-setting also implies,

$$\begin{aligned}
\sum_{t=0}^{\infty} \beta^t \text{var}_k \{w_t(k)\} &= \sum_{t=0}^{\infty} \beta^t \left( \theta_w^{t+1} \text{var}_k \{w_{t-1}(k)\} + \sum_{s=0}^t \frac{\theta_w}{1-\theta_w} (\pi_{H,s}^w)^2 + o(\|a\|^3) \right) \\
&= \frac{1}{\lambda_w} \sum_{t=0}^{\infty} \beta^t (\pi_t^w)^2 + t.i.p + o(\|a\|^3)
\end{aligned} \tag{265}$$

where we use the expression of the sum to n terms of a geometric series to write.

$$\begin{aligned}
\Gamma^i &= \sum_{t=0}^{\infty} \beta^t [-\alpha(y_t^{i,g} - g_t^{i,g}) + \alpha \int_0^1 c_t^{j,g} dj] \\
&\quad - \frac{(1+\chi)}{2} ((y_t^{i,g})^2 (1+\varphi) + \frac{1}{\chi} (g_t^{i,g})^2 + \frac{\epsilon}{\lambda} \pi_{i,t}^2 + \frac{\epsilon_w(1+\varphi\epsilon_w)}{\lambda_w} (\pi_{i,t}^w)^2) \\
&\quad + tip + o(\|a\|^3)
\end{aligned} \tag{266}$$

Integrating over all economies, and utilising

$$\int (y^{i,g} - c^{i,g} - g^{i,g}) di = 0 \tag{267}$$



we obtain

$$\Gamma = -\frac{(1+\chi)}{2} \sum_{t=0}^1 \beta^t \int_0^1 \left[ \frac{\epsilon}{\lambda} \pi_{i,t}^2 + \frac{\epsilon_w(1+\varphi\epsilon_w)}{\lambda_w} (\pi_{i,t}^w)^2 + (y_t^{i,g})^2(1+\varphi) + \frac{1}{\chi} (g_t^{i,g})^2 \right] di + tip + o(\|a\|^3) \quad (268)$$

Welfare is the sum of quadratic terms in inflation (for both wages and prices), the output gap and the government spending gap in each country.

Derivation of national welfare for an economy outside of monetary union is similar, but we need to take account of the different subsidy needed to ensure efficiency when the inefficiently high level of government spending outside of monetary union is taken as given. In describing the monetary union wide welfare function the subsidy was determined at the union level and implied that  $N^i = (1+\chi^i)^{\frac{1}{1+\varphi}}$  and  $G^i = \frac{\chi^i}{1+\chi^i} Y^i$ . This served to eliminate the levels terms when constructing an aggregate European wide union. However, in the context of a small open economy the subsidy implied,

$$N^n = (1-\alpha+\chi)^{\frac{1}{1+\varphi}} \quad (269)$$

and,

$$G = \frac{Y\chi}{1-\alpha+\chi} \quad (270)$$

Consider the second order approximation to term in G in utility,

$$\ln G = \ln\left(\frac{G}{Y}\right) + y^g + tip \quad (271)$$

$$= \ln(1 - \exp(-g)) + y^g + tip \quad (272)$$

$$= \frac{1-\gamma^n}{\gamma^n} g^g - \frac{1}{2} \frac{1-\gamma^n}{(\gamma^n)^2} (g^g)^2 + y^g + tip + o(\|a\|^3) \quad (273)$$

where  $\gamma^n = G^n/Y^n$ . We can then write, after solving (270) for  $\chi$

$$\chi \ln G_t = \frac{\gamma^n(1-\alpha)}{1-\gamma^n} \ln G_t \quad (274)$$

$$= (1-\alpha)g_t^g - \frac{1-\alpha}{2\gamma^n} (g_t^g)^2 + \chi y_t^g + tip + o(\|a\|^3) \quad (275)$$

Introducing this subsidy in the derivation of welfare above, after ignoring foreign consumption, yields the following welfare function for country i,

$$\begin{aligned} \Psi^i &= (1-\alpha)(y_t^{i,g} - g_t^{i,g}) + \\ & (1-\alpha)g_t^{i,g} - \frac{1-\alpha}{2\gamma^n} (g_t^{i,g})^2 + \chi y^{i,g} \quad (276) \\ & - \left[ \frac{(N^n)^{1+\varphi}}{1+\varphi} + (N^n)^{1+\varphi} \{y_t^{i,g} + \frac{1}{2} (y_t^{i,g})^2(1+\varphi) + \frac{\epsilon}{2} \text{var}_l\{p_{i,t}(l)\} + \frac{\epsilon_w(1+\varphi\epsilon_w)}{2} \text{var}_k\{w_{i,t}(k)^2\}\} \right] \\ & + tip + o(\|a\|^3) \end{aligned}$$

Using the expression for the optimal value of labour input,

$$\begin{aligned} \Psi^i = & -\frac{1-\alpha}{2\gamma^n}(g_t^{i,g})^2 + \\ & -(1-\alpha+\chi)\left\{\frac{1}{2}(y_t^{i,g})^2(1+\varphi) + \frac{\epsilon}{2}\text{var}_l\{p_i, t(l)\} + \frac{\epsilon_w(1+\varphi\epsilon_w)}{2}\text{var}_k\{w_{i,t}(k)^2\}\right\} \\ & +tip + o(\|a\|^3) \end{aligned} \quad (277)$$

The variance in prices can then be replaced with the term in the rate of inflation to yield national welfare,

$$\Psi^i = -\frac{(1-\alpha+\chi)}{2} \sum_{t=0} \beta^t \left[ \frac{\epsilon}{\lambda} \pi_{i,t}^2 + \frac{\epsilon_w(1+\varphi\epsilon_w)}{\lambda_w} (\pi_{i,t}^w)^2 + (y_t^{i,g})^2(1+\varphi) + \frac{1}{\chi} (g_t^{i,g})^2 \right] + tip + o(\|a\|^3) \quad (278)$$

We have thus eliminated the terms in the levels of the output gap and government spending gap. However, implicitly we have two different efficient levels of output since in the national economy outwith monetary union there is an externality which it is assumed is unavoidable unless the country joins monetary union.

## Appendix 4 - Precommitment Policy in the Small Open Economy

### Small Open Economy - All Fiscal Instruments

Let us consider the case where the fiscal authorities have access to government spending and both tax instruments in order to stabilise their economy, when operating alongside the national monetary authorities. Here the presence of the national monetary policy implies,  $\lambda_t^{y,i} = 0 \forall t$  so that the initial focs reduce to, for sales taxes,

$$\lambda \lambda_t^{\pi,i} = 0 \quad (279)$$

and income taxes,

$$\tilde{\lambda}_w \lambda_t^{\pi^w,i} = 0 \quad (280)$$

From these it is clear that if the authorities have access to the full set of fiscal instruments, then the sales tax ensures  $\lambda \lambda_t^{\pi,i} = 0$  and the income tax foc implies,  $\tilde{\lambda}_w \lambda_t^{\pi^w,i} = 0$ . Imposing this, our remaining focs reduce to:

(1) real wages,

$$\lambda_t^{rw,i} - \beta E_t \lambda_{t+1}^{rw,i} = 0 \quad (281)$$

(2) price inflation,

$$\frac{2\epsilon}{\lambda} \pi_{i,t} + \lambda_t^{rw,i} = 0 \quad (282)$$

(3) wage inflation,

$$\frac{2\epsilon_w}{\tilde{\lambda}_w} \pi_{i,t}^w - \lambda_t^{rw,i} = 0 \quad (283)$$

(4) government spending gap,

$$\frac{2}{\chi} g_t^{i,g} = 0 \quad (284)$$

(5) output gap,

$$2(1 + \varphi) y_t^{i,g} = 0 \quad (285)$$

Combining the focs for price and wage inflation yields the optimal combination of wage and price inflation,

$$\frac{\epsilon}{\lambda} \pi_{i,t} + \frac{\epsilon_w}{\tilde{\lambda}_w} \pi_{i,t}^w = 0 \quad (286)$$

The foc for real wages also implies,

$$\pi_{i,t}^w - \beta E_t \pi_{i,t+1}^w = 0 \quad (287)$$

which given the New Keynesian Phillips curve for inflation implies,

$$(1 + \varphi) y_t^{i,g} - g_t^{i,g} - r w_t^{i,g} - \ln(1 - \tau_t^i)^g + u_t^w = 0 \quad (288)$$

and ensures that  $\pi_{i,t} = \pi_{i,t}^w = 0$

Therefore, our four target criteria are, for government spending,

$$g_t^{i,g} = 0 \quad (289)$$

for income taxes,

$$\ln(1 - \tau_t)^g = -rw_t^{i,g} + u_t^w \quad (290)$$

sales taxes,

$$\ln(1 - \tau^v)^g = rw_t^{i,g} + u_t^p \quad (291)$$

and the output gap,

$$y_t^{i,g} = 0 \quad (292)$$

The latter two conditions being achieved through a combination of monetary policy and VAT changes. Here a combination of income tax and VAT changes will achieve the real wage adjustment required to support the flex price equilibrium after monetary policy has eliminated the output gap. Wage and price inflation will be zero, with income taxes achieving the required real wage adjustment.

## Small Open Economy - VAT and Government Spending

Now suppose we only have access to VAT and government spending as fiscal instruments, our set of focs become, after imposing  $\lambda\lambda_t^{\pi,i} = 0$  from the foc from the sales tax, our remaining focs reduce to,

(1) Real wages,

$$\tilde{\lambda}_w \lambda_t^{\pi^w,i} + \lambda_t^{rw,i} - \beta E_t \lambda_{t+1}^{rw,i} = 0$$

(2) price inflation,

$$\frac{2\epsilon}{\lambda} \pi_{i,t} + \lambda_t^{rw,i} = 0 \quad (293)$$

(3) wage inflation,

$$\frac{2\epsilon_w}{\tilde{\lambda}_w} \pi_{i,t}^w + \lambda_t^{\pi^w,i} - \lambda_{t-1}^{\pi^w,i} - \lambda_t^{rw,i} = 0 \quad (294)$$

(4) government spending gap,

$$\frac{2}{\chi} g_t^{i,g} + \tilde{\lambda}_w \lambda_t^{\pi^w,i} = 0 \quad (295)$$

(5) the output gap,

$$2(1 + \varphi) y_t^{i,g} - \tilde{\lambda}_w (1 + \varphi) \lambda_t^{\pi^w,i} = 0 \quad (296)$$

Combining the focs for the output gap and the government spending gap,

$$2(1 + \varphi)y_t^{i,g} + (1 + \varphi)\frac{2}{\chi}g_t^{i,g} = 0 \quad (297)$$

which implies the following government spending rule,

$$y_t^{i,g} + \frac{1}{\chi}g_t^{i,g} = 0 \quad (298)$$

which delivers the optimal composition of GDP in the face of shocks.

From the foc for the output gap we know,

$$2y_t^{i,g} = \tilde{\lambda}_w \lambda_t^{\pi^w, i} \quad (299)$$

Replacing this in the foc for wage inflation,

$$\frac{2\epsilon_w}{\tilde{\lambda}_w} \pi_{i,t}^w + \frac{2}{\lambda_w} \Delta y_t^{i,g} = \lambda_t^{rw, i} \quad (300)$$

Eliminating  $\lambda_t^{rw, i}$  for the foc for price inflation yields,

$$\frac{\epsilon_w}{\lambda_w} \pi_{i,t}^w + \frac{\epsilon}{\lambda} \pi_{i,t} + \frac{1}{\lambda_w} \Delta y_t^{i,g} = 0 \quad (301)$$

Here the loss of the income tax instrument when wages are sticky requires a trade-off between output and inflation stabilisation with inertia in policy which is typical of precommitment solutions. Note that if we didn't have the government spending instrument, then we would simply drop the fiscal spending rule from this target criterion.

The real wage foc implies,

$$\tilde{\lambda}_w \lambda_t^{\pi^w, i} + \lambda_t^{rw, i} - \beta E_t \lambda_{t+1}^{rw, i} = 0 \quad (302)$$

substituting for lagrange multipliers,

$$y_t^{i,g} - \frac{\epsilon}{\lambda} (\pi_{i,t} - \beta E_t \pi_{i,t+1}) = 0 \quad (303)$$

which is the additional target criteria. Using the Phillips curve we can rewrite this as,

$$y_t^{i,g} - \epsilon r w_t^{i,g} + \epsilon \ln(1 - \tau_t^{i,s})^g - \epsilon u_t^p = 0 \quad (304)$$

Therefore, we have the following set of target criteria. The government spending rule,

$$y_t^{i,g} + \frac{1}{\chi} g_t^{i,g} = 0 \quad (305)$$

The output-inflation trade-off to be achieved by monetary policy,

$$\frac{\epsilon_w}{\lambda_w} \pi_{i,t}^w + \frac{\epsilon}{\lambda} \pi_{i,t} + \frac{1}{\lambda_w} \Delta y_t^{i,g} = 0 \quad (306)$$

and the sales tax rule,

$$y_t^{i,g} - \epsilon r w_t^{i,g} + \epsilon \ln(1 - \tau_t^{i,s})^g - \epsilon u_t^p = 0 \quad (307)$$

## Small Open Economy - Income Tax and Government Spending

Now suppose we have the income tax instrument, but no Sales tax. The focs become, for income taxes,

$$\tilde{\lambda}_w \lambda_t^{\pi^w, i} = 0 \quad (308)$$

and after imposing this, the remaining focs are,

$$(1) \text{ real wages,} \quad -\lambda \lambda_t^{\pi, i} + \lambda_t^{rw, i} - \beta E_t \lambda_{t+1}^{rw, i} = 0 \quad (309)$$

$$(2) \text{ price inflation,} \quad \frac{2\epsilon}{\lambda} \pi_{i,t} + \lambda_t^{\pi, i} - \lambda_{t-1}^{\pi, i} + \lambda_t^{rw, i} = 0 \quad (310)$$

$$(3) \text{ wage inflation,} \quad \frac{2\epsilon_w}{\tilde{\lambda}_w} \pi_{i,t}^w - \lambda_t^{rw, i} = 0 \quad (311)$$

$$(4) \text{ government spending gap,} \quad \frac{2}{\chi} g_t^{i,g} + \lambda \lambda_t^{\pi, i} = 0 \quad (312)$$

$$(5) \text{ output gap,} \quad 2(1 + \varphi) y_t^{i,g} - (1 + \varphi) \lambda \lambda_t^{\pi, i} = 0 \quad (313)$$

Combining the foc for the output gap and government spending gap,

$$2(1 + \varphi) y_t^{i,g} + \frac{2}{\chi} g_t^{i,g} - \varphi \lambda \lambda_t^{\pi, i} = 0 \quad (314)$$

The foc for wage inflation can be embedded in the foc for real wages,

$$\lambda \lambda_t^{\pi, i} = \frac{2\epsilon_w}{\tilde{\lambda}_w} (\pi_{i,t}^w - \beta E_t \pi_{i,t+1}^w) \quad (315)$$

Using the wage inflation Phillips curve,

$$y_t^{i,g} = \epsilon_w ((1 + \varphi) y_t^{i,g} - g_t^{i,g} - r w_t^{i,g} - \ln(1 - \tau_t^i)^g + u_t^{i,w}) \quad (316)$$

which is our first target criterion.

This can then be used to eliminate the lagrange multipliers from the foc for price inflation,

$$\frac{\epsilon_w}{\tilde{\lambda}_w} \pi_{i,t}^w + \frac{\epsilon}{\lambda} \pi_{i,t} + \frac{1}{\lambda \tilde{\lambda}_w} (\Delta y_t^{i,g}) = 0 \quad (317)$$

which gives us our second. Government Spending rule is given by,

$$\frac{2}{\chi} g_t^{i,g} + 2\epsilon_w ((1 + \varphi) y_t^{i,g} - g_t^{i,g} - r w_t^{i,g} - \ln(1 - \tau_t^i)^g) = 0 \quad (318)$$

Combining gives us our government spending rule,  $y_t^{i,g}$

$$\frac{1}{\chi} g_t^{i,g} + y_t^{i,g} = 0 \quad (319)$$

## Small Open Economy - No Tax Instruments, Only Government Spending

No tax instruments. Combining the focs for the government spending gap and the output gap yields the familiar fiscal rule,

$$y_t^{i,g} + \frac{1}{\chi} g_t^{i,g} = 0 \quad (320)$$

From the foc for the output gap we have,

$$2y_t^{i,g} = \tilde{\lambda}_w \lambda_t^{\pi^w, i} \quad (321)$$

Substituting into the foc for wage inflation,

$$\frac{2\epsilon_w}{\tilde{\lambda}_w} \pi_{i,t}^w + \frac{2}{\tilde{\lambda}_w} \Delta y_t^{i,g} - \lambda_t^{rw, i} = 0 \quad (322)$$

Placing in the foc for real wages,

$$-\lambda \lambda_t^{\pi, i} + 2y_t^{i,g} + \frac{2\epsilon_w}{\tilde{\lambda}_w} (\pi_{i,t}^w - \beta E_t \pi_{i,t+1}^w) + \frac{2}{\tilde{\lambda}_w} (\Delta y_t^{i,g} - \beta E_t \Delta y_{t+1}^{i,g}) = 0 \quad (323)$$

Then using the foc for price inflation,

$$\frac{2\epsilon}{\lambda} \pi_{i,t} + \lambda_t^{\pi, i} - \lambda_{t-1}^{\pi, i} + \lambda_t^{rw, i} = 0 \quad (324)$$

Eliminating lagrange multipliers,

$$\frac{2\epsilon}{\lambda} \pi_{i,t} + \frac{2\epsilon_w}{\tilde{\lambda}_w} \pi_{i,t}^w + \frac{2}{\tilde{\lambda}_w} \Delta y_t^{i,g} + \frac{1}{\lambda} \left( 2\Delta y_t^{i,g} + \frac{2\epsilon_w}{\tilde{\lambda}_w} (\Delta \pi_{i,t}^w - \beta E_t \Delta \pi_{i,t+1}^w) + \frac{2}{\tilde{\lambda}_w} (\Delta^2 y_t^{i,g} - \beta E_t \Delta^2 y_{t+1}^{i,g}) \right) = 0 \quad (325)$$

Can eliminate the dynamics in wage inflation using NKPC for wage inflation.

$$\frac{\pi_{i,t}^w - \beta E_t \pi_{i,t+1}^w}{\tilde{\lambda}_w} = (1 + \varphi)y_t^{i,g} - g_t^{i,g} - rw_t^{i,g} + u_t^{i,w} \quad (326)$$

to obtain,

$$\frac{\epsilon}{\lambda} \pi_{i,t} + \frac{\epsilon_w}{\tilde{\lambda}_w} \pi_{i,t}^w + \frac{1}{\tilde{\lambda}_w} \Delta y_t^{i,g} + \frac{1}{\lambda} \left( \Delta y_t^{i,g} + \epsilon_w ((1 + \varphi)y_t^{i,g} - g_t^{i,g} - rw_t^{i,g} + u_t^{i,w}) + \frac{1}{\tilde{\lambda}_w} (\Delta^2 y_t^{i,g} - \beta E_t \Delta^2 y_{t+1}^{i,g}) \right) = \quad (327)$$

This describes pre-commitment policy for all cases in the small open economy.



## Appendix 5 - Optimal Precommitment Under EMU.

### EMU - All Fiscal Instruments

With all fiscal instruments available the tax instruments imply,  $\tilde{\lambda}_w \lambda_t^{\pi^w, i} = 0$  and  $\lambda_t^{\pi, i} = 0$ , such that we can rewrite the focs as,

(1) real wages,

$$\lambda_t^{rw, i} - \beta E_t \lambda_{t+1}^{rw, i} = 0 \quad (328)$$

(2) price inflation,

$$\frac{2\epsilon}{\lambda} \pi_{i,t} - \beta^{-1} \lambda_{t-1}^{y, i} + \lambda_t^{rw, i} = 0 \quad (329)$$

(3) wage inflation,

$$\frac{2\epsilon_w}{\tilde{\lambda}_w} \pi_{i,t}^w - \lambda_t^{rw, i} = 0 \quad (330)$$

(4) the government spending gap,

$$\frac{2}{\chi} g_t^{i, g} - \lambda_t^{y, i} + \beta^{-1} \lambda_{t-1}^{y, i} = 0 \quad (331)$$

and (5) the output gap,

$$2(1 + \varphi) y_t^{i, g} + \lambda_t^{y, i} - \beta^{-1} \lambda_{t-1}^{y, i} = 0 \quad (332)$$

Combining the last two conditions yields the fiscal spending rule,

$$(1 + \varphi) y_t^{i, g} + \frac{1}{\chi} g_t^{i, g} = 0 \quad (333)$$

which is slightly different from the small open economy case. Using the focs for price and wage inflation,

$$\frac{2\epsilon}{\lambda} \pi_{i,t} - \beta^{-1} \lambda_{t-1}^{y, i} + \frac{2\epsilon_w}{\tilde{\lambda}_w} \pi_{i,t}^w = 0 \quad (334)$$

Substituting this into the foc for the output gap,

$$2(1 + \varphi) y_t^{i, g} + \frac{2\epsilon}{\lambda} (\beta E_t \pi_{i,t+1} - \pi_{i,t}) + \frac{2\epsilon_w}{\tilde{\lambda}_w} (\beta E_t \pi_{i,t+1}^w - \pi_{i,t}^w) = 0 \quad (335)$$

The final target criteria is implied by,

$$\lambda_t^{rw, i} - \beta E_t \lambda_{t+1}^{rw, i} = 0 \quad (336)$$

and

$$\frac{2\epsilon_w}{\tilde{\lambda}_w} \pi_{i,t}^w - \lambda_t^{rw, i} = 0 \quad (337)$$

which imply,

$$\pi_{i,t}^w = \beta E_t \pi_{i,t+1}^w \quad (338)$$

which in turn implies the following income tax rule,

$$(1 + \varphi)y_t^{i,g} - g_t^{i,g} - rw_t^{i,g} - \ln(1 - \tau_t^i)^g + u_t^{i,w} = 0 \quad (339)$$

As a result the target criterion simplifies to,

$$(1 + \varphi)y_t^{i,g} + \frac{\epsilon}{\lambda}(\beta E_t \pi_{i,t+1} - \pi_{i,t}) = 0 \quad (340)$$

Using the NKPC to eliminate the dynamics in inflation we get our VAT fiscal rule,

$$(1 + \varphi)y_t^{i,g} + \epsilon(\ln(1 - \tau_t^{i,s})^g - rw_t^{i,g} + u_t^{i,p}) = 0 \quad (341)$$

Therefore our policy configuration is a government spending rule,

$$(1 + \varphi)y_t^{i,g} + \frac{1}{\chi}g_t^{i,g} = 0 \quad (342)$$

the income tax rule,

$$(1 + \varphi)y_t^{i,g} - g_t^{i,g} - rw_t^{i,g} - \ln(1 - \tau_t^i)^g + u_t^{i,w} = 0 \quad (343)$$

which eliminates wage inflation, and VAT tax rule,

$$(1 + \varphi)y_t^{i,g} + \epsilon(\ln(1 - \tau_t^{i,s})^g - rw_t^{i,g} + u_t^{i,p}) = 0 \quad (344)$$

Without the national monetary policy instrument we can no-longer offset all shocks completely. Instead the income tax rule will eliminate wage inflation, government spending will adjust to ensure the optimal composition of output and the sales tax will be adjusted to achieve the best trade-off between output and inflation given that competitiveness will need to be restored once any shock has passed.

## EMU Case - VAT and Government Spending

Now we start dropping fiscal instruments. Let's suppose we don't have the income tax instrument. The focs become, for the sales tax,

$$\lambda \lambda_t^{\pi,i} = 0 \quad (345)$$

i.e. the price Phillips curve ceases to be a constraint on maximising welfare -VAT tax changes can offset the impact on any other variables driving price inflation. The remaining focs are for,

(1) real wages,

$$\tilde{\lambda}_w \lambda_t^{\pi^w,i} + \lambda_t^{rw,i} - \beta E_t \lambda_{t+1}^{rw,i} = 0 \quad (346)$$

(2) price inflation,

$$\frac{2\epsilon}{\lambda}\pi_{i,t} - \beta^{-1}\lambda_{t-1}^{y,i} + \lambda_t^{rw,i} = 0 \quad (347)$$

(3) wage inflation,

$$\frac{2\epsilon_w}{\tilde{\lambda}_w}\pi_{i,t}^w + \lambda_t^{\pi^w,i} - \lambda_{t-1}^{\pi^w,i} - \lambda_t^{rw,i} = 0 \quad (348)$$

(4) the government spending gap,

$$\frac{2}{\chi}g_t^{i,g} + \tilde{\lambda}_w\lambda_t^{\pi^w,i} - \lambda_t^{y,i} + \beta^{-1}\lambda_{t-1}^{y,i} = 0 \quad (349)$$

and (5) the output gap,

$$2(1+\varphi)y_t^{i,g} - \tilde{\lambda}_w(1+\varphi)\lambda_t^{\pi^w,i} + \lambda_t^{y,i} - \beta^{-1}\lambda_{t-1}^{y,i} = 0 \quad (350)$$

Combining the last two conditions,

$$\frac{2}{\chi}g_t^{i,g} + 2(1+\varphi)y_t^{i,g} - \tilde{\lambda}_w\varphi\lambda_t^{\pi^w,i} = 0 \quad (351)$$

Inserting into the foc for wage inflation,

$$2\epsilon_w\pi_{i,t}^w + \frac{2}{\varphi\chi}\Delta g_t^{i,g} + 2\frac{(1+\varphi)}{\varphi}\Delta y_t^{i,g} - \tilde{\lambda}_w\lambda_t^{rw,i} = 0 \quad (352)$$

Using the foc for real wages,

$$\begin{aligned} 0 &= \frac{2}{\varphi\chi}g_t^{i,g} + 2\frac{(1+\varphi)}{\varphi}y_t^{i,g} + 2\frac{\epsilon_w}{\tilde{\lambda}_w}(\pi_{i,t}^w - \beta\pi_{i,t+1}^w) \\ &+ \frac{2}{\varphi\chi\tilde{\lambda}_w}(\Delta g_t^{i,g} - \beta E_t\Delta g_{t+1}^{i,g}) + 2\frac{(1+\varphi)}{\varphi\tilde{\lambda}_w}(\Delta y_t^{i,g} - \beta E_t\Delta y_{t+1}^{i,g}) \end{aligned} \quad (353)$$

Now consider the foc for price inflation,

$$\frac{2\epsilon}{\lambda}\pi_{i,t} - \beta^{-1}\lambda_{t-1}^{y,i} + \lambda_t^{rw,i} = 0 \quad (354)$$

eliminating,  $\lambda_t^{rw,i}$  yields,

$$\frac{2\epsilon}{\lambda}\pi_{i,t} + 2\frac{\epsilon_w}{\tilde{\lambda}_w}\pi_{i,t}^w + \frac{2}{\varphi\chi\tilde{\lambda}_w}\Delta g_t^{i,g} + 2\frac{(1+\varphi)}{\varphi\tilde{\lambda}_w}\Delta y_t^{i,g} = \beta^{-1}\lambda_{t-1}^{y,i} \quad (355)$$

Now consider foc for output gap,

$$2(1+\varphi)y_t^{i,g} - \tilde{\lambda}_w(1+\varphi)\lambda_t^{\pi^w,i} + \lambda_t^{y,i} - \beta^{-1}\lambda_{t-1}^{y,i} = 0 \quad (356)$$

and eliminate lagrange multipliers,

$$\begin{aligned}
0 &= 2(1 + \varphi)y_t^{i,g} & (357) \\
&\quad - (1 + \varphi) \left( \frac{2}{\varphi\chi} g_t^{i,g} + 2 \frac{(1 + \varphi)}{\varphi} y_t^{i,g} \right) \\
&\quad + \frac{2\epsilon}{\lambda} (\beta E_t \pi_{i,t+1} - \pi_{i,t}) + 2 \frac{\epsilon_w}{\lambda_w} (\beta E_t \pi_{i,t+1}^w - \pi_{i,t}^w) \\
&\quad + \frac{2}{\varphi\chi\tilde{\lambda}_w} (\beta E_t \Delta g_{t+1}^{i,g} - \Delta g_t^{i,g}) + 2 \frac{(1 + \varphi)}{\varphi\tilde{\lambda}_w} (\beta E_t \Delta y_{t+1}^{i,g} - \Delta y_t^{i,g})
\end{aligned}$$

Combining with the first target criterion,

$$\begin{aligned}
0 &= \frac{2}{\varphi\chi} g_t^{i,g} + 2 \frac{(1 + \varphi)}{\varphi} y_t^{i,g} + 2 \frac{\epsilon_w}{\lambda_w} (\pi_{i,t}^w - \beta E_t \pi_{i,t+1}^w) & (358) \\
&\quad + \frac{2}{\varphi\chi\tilde{\lambda}_w} (\Delta g_t^{i,g} - \beta E_t \Delta g_{t+1}^{i,g}) + 2 \frac{(1 + \varphi)}{\varphi\tilde{\lambda}_w} (\Delta y_t^{i,g} - \beta E_t \Delta y_{t+1}^{i,g}) & (359)
\end{aligned}$$

yields,

$$\begin{aligned}
0 &= 2(1 + \varphi)y_t^{i,g} & (360) \\
&\quad - (1 + \varphi) \left( \frac{2}{\varphi\chi} g_t^{i,g} + 2 \frac{(1 + \varphi)}{\varphi} y_t^{i,g} \right) \\
&\quad + \frac{2\epsilon}{\lambda} (\beta \pi_{i,t+1} - \pi_{i,t}) \\
&\quad + \frac{2}{\varphi\chi} g_t^{i,g} + 2 \frac{(1 + \varphi)}{\varphi} y_t^{i,g}
\end{aligned}$$

Simplifying,

$$0 = -\frac{1}{\chi} g_t^{i,g} + \frac{\epsilon}{\lambda} (\beta E_t \pi_{i,t+1} - \pi_{i,t}) \quad (361)$$

Using the NKPC this simplifies to,

$$\frac{1}{\chi} g_t^{i,g} = \epsilon (\ln(1 - \tau_t^{i,s})^g - r w_t^{i,g} + u_t^{i,p}) \quad (362)$$

This can either be interpreted as a government spending or sales tax rule. Now need second criterion function.

$$\begin{aligned}
0 &= \frac{2}{\varphi\chi} g_t^{i,g} + 2 \frac{(1 + \varphi)}{\varphi} y_t^{i,g} + 2 \frac{\epsilon_w}{\lambda_w} (\pi_{i,t}^w - \beta E_t \pi_{i,t+1}^w) & (363) \\
&\quad + \frac{2}{\varphi\chi\tilde{\lambda}_w} (\Delta g_t^{i,g} - \beta E_t \Delta g_{t+1}^{i,g}) + 2 \frac{(1 + \varphi)}{\varphi\tilde{\lambda}_w} (\Delta y_t^{i,g} - \beta E_t \Delta y_{t+1}^{i,g})
\end{aligned}$$

Using NKPC for wage inflation,

$$\begin{aligned}
-\frac{2}{\varphi\chi} g_t^{i,g} &= 2 \frac{(1 + \varphi)}{\varphi} y_t^{i,g} + 2\epsilon_w ((1 + \varphi)y_t^{i,g} - g_t^{i,g} - r w_t^{i,g} + u_t^{i,w}) & (364) \\
&\quad + \frac{2}{\varphi\chi\tilde{\lambda}_w} (\Delta g_t^{i,g} - \beta E_t \Delta g_{t+1}^{i,g}) + 2 \frac{(1 + \varphi)}{\varphi\tilde{\lambda}_w} (\Delta y_t^{i,g} - \beta E_t \Delta y_{t+1}^{i,g})
\end{aligned}$$

With only two instruments and four constraints, the precommitment policy implies a degree of both inertial and forward-looking behaviour typical of analysis of monetary policy in the case of sticky wages and prices (see Woodford (2003), Chapter 7 ).

## EMU Case - Income Tax and Government Spending

Now suppose now income tax is the only tax instrument. The condition for income taxes is given by,

$$\tilde{\lambda}_w \lambda_t^{\pi^w, i} = 0 \quad (365)$$

and, after imposing this in the remaining focs,

(1) real wages,

$$-\lambda \lambda_t^{\pi, i} + \lambda_t^{rw, i} - \beta E_t \lambda_{t+1}^{rw, i} = 0 \quad (366)$$

(2) price inflation,

$$\frac{2\epsilon}{\lambda} \pi_{i,t} + \lambda_t^{\pi, i} - \lambda_{t-1}^{\pi, i} - \beta^{-1} \lambda_{t-1}^{y, i} + \lambda_t^{rw, i} = 0 \quad (367)$$

(3) wage inflation,

$$\frac{2\epsilon_w}{\tilde{\lambda}_w} \pi_{i,t}^w - \lambda_t^{rw, i} = 0 \quad (368)$$

(4) the government spending gap,

$$\frac{2}{\chi} g_t^{i,g} - \lambda_t^{y, i} + \beta^{-1} \lambda_{t-1}^{y, i} = 0 \quad (369)$$

and (5) the output gap,

$$2(1 + \varphi) y_t^{i,g} + \lambda_t^{y, i} - \beta^{-1} \lambda_{t-1}^{y, i} = 0 \quad (370)$$

taken together these imply the following government spending rule,

$$\frac{1}{\chi} g_t^{i,g} + (1 + \varphi) y_t^{i,g} = 0 \quad (371)$$

Taking real wages and the wage inflation condition together implies,

$$-\lambda \lambda_t^{\pi, i} + \frac{2\epsilon_w}{\tilde{\lambda}_w} (\pi_{i,t}^w - \beta E_t \pi_{i,t+1}^w) = 0 \quad (372)$$

Using the wage inflation Phillips curve,

$$-\lambda \lambda_t^{\pi, i} + 2\epsilon_w ((1 + \varphi) y_t^{i,g} - g_t^{i,g} - r w_t^{i,g} - \ln(1 - \tau_t)^g + u_t^{i,w}) = 0 \quad (373)$$

Using in the price inflation foc,

$$\beta^{-1}\lambda_{t-1}^{y,i} = \frac{2\epsilon}{\lambda}\pi_{i,t} + \frac{2\epsilon_w}{\tilde{\lambda}_w}\pi_{i,t}^w + \frac{2\epsilon_w}{\lambda}((1+\varphi)y_t^{i,g} - g_t^{i,g} - rw_t^{i,g} - \ln(1-\tau_t)^g + u_t^{i,w}) \quad (374)$$

Substituting into the foc for the output gap,

$$\begin{aligned} 0 = & 2(1+\varphi)y_t^{i,g} + \frac{2\epsilon}{\lambda}(\beta E_t \pi_{i,t+1} - \pi_{i,t}) + \frac{2\epsilon_w}{\tilde{\lambda}_w}(\beta E_t \pi_{i,t+1}^w - \pi_{i,t+1}^w) \quad (375) \\ & + \frac{2\epsilon_w}{\lambda}((1+\varphi)(\beta E_t y_{t+1}^{i,g} - y_t^{i,g}) - (\beta E_t g_{t+1}^{i,g} - g_t^{i,g}) + (\beta E_t u_{t+1}^{i,w} - u_t^{i,w})) \\ & - (\beta E_t rw_{t+1}^{i,g} - rw_t^{i,g}) - (\beta E_t \ln(1-\tau_{t+1})^g - \ln(1-\tau_t)^g) \end{aligned}$$

Using the definitions of the wage and price Phillips curves,

$$\begin{aligned} 0 = & (1+\varphi)y_t^{i,g} - \epsilon(rw_t^{i,g} + u_t^p) - \epsilon_w((1+\varphi)y_t^{i,g} - g_t^{i,g} - rw_t^{i,g} - \ln(1-\tau_t)^g + u_t^w) \\ & + \frac{\epsilon_w}{\lambda}((1+\varphi)(\beta E_t y_{t+1}^{i,g} - y_t^{i,g}) - (\beta E_t g_{t+1}^{i,g} - g_t^{i,g})) \quad (376) \\ & - (\beta E_t rw_{t+1}^{i,g} - rw_t^{i,g}) - (\beta E_t \ln(1-\tau_{t+1})^g - \ln(1-\tau_t)^g) \end{aligned}$$

which is our dynamic income tax rule.

## EMU Case - Government Spending the Only Instrument

With only government spending as our available instrument, our focs become,

(1) real wages,

$$-\lambda\lambda_t^{\pi,i} + \tilde{\lambda}_w\lambda_t^{\pi^w,i} + \lambda_t^{rw,i} - \beta E_t \lambda_{t+1}^{rw,i} = 0$$

(2) price inflation,

$$\frac{2\epsilon}{\lambda}\pi_{i,t} + \lambda_t^{\pi,i} - \lambda_{t-1}^{\pi,i} - \beta^{-1}\lambda_{t-1}^{y,i} + \lambda_t^{rw,i} = 0 \quad (377)$$

(3) wage inflation,

$$\frac{2\epsilon_w}{\tilde{\lambda}_w}\pi_{i,t}^w + \lambda_t^{\pi^w,i} - \lambda_{t-1}^{\pi^w,i} - \lambda_t^{rw,i} = 0$$

(4) the government spending gap,

$$\frac{2}{\lambda}g_t^{i,g} + \tilde{\lambda}_w\lambda_t^{\pi^w,i} - \lambda_t^{y,i} + \beta^{-1}\lambda_{t-1}^{y,i} = 0 \quad (378)$$

and (5) the output gap,

$$2(1 + \varphi)y_t^{i,g} - \tilde{\lambda}_w(1 + \varphi)\lambda_t^{\pi^w,i} + \lambda_t^{y,i} - \beta^{-1}\lambda_{t-1}^{y,i} = 0 \quad (379)$$

Combining the focs for government spending and the output gap,

$$2(1 + \varphi)y_t^{i,g} + \frac{2}{\chi}g_t^{i,g} - \tilde{\lambda}_w\varphi\lambda_t^{\pi^w,i} = 0 \quad (380)$$

Using in combination with expression for wage inflation yields,

$$\frac{2\epsilon_w}{\tilde{\lambda}_w}\pi_{i,t}^w + 2\frac{(1 + \varphi)}{\tilde{\lambda}_w\varphi}\Delta y_t^{i,g} + \frac{2}{\chi\tilde{\lambda}_w\varphi}\Delta g_t^{i,g} = \lambda_t^{rw,i} \quad (381)$$

Using expression for real wages,

$$\begin{aligned} \lambda\lambda_t^{\pi,i} &= 2\frac{(1 + \varphi)}{\varphi}y_t^{i,g} + \frac{2}{\varphi\chi}g_t^{i,g} \\ &+ \frac{2\epsilon_w}{\tilde{\lambda}_w}(\pi_{i,t}^w - \beta E_t\pi_{i,t+1}^w) + 2\frac{(1 + \varphi)}{\tilde{\lambda}_w\varphi}(\Delta y_t^{i,g} - \beta E_t\Delta y_{t+1}^{i,g}) \\ &+ \frac{2}{\chi\tilde{\lambda}_w\varphi}(\Delta g_t^{i,g} - \beta E_t\Delta g_{t+1}^{i,g}) \end{aligned} \quad (382)$$

Now consider expression for price inflation,

$$\frac{2\epsilon}{\lambda}\pi_{i,t} + \lambda_t^{\pi,i} - \lambda_{t-1}^{\pi,i} - \beta^{-1}\lambda_{t-1}^{y,i} + \lambda_t^{rw,i} = 0 \quad (383)$$

Substituting all the elements,

$$\begin{aligned} \beta^{-1}\lambda_{t+1}^{y,i} &= \frac{2\epsilon}{\lambda}\pi_{i,t} \\ &+ 2\frac{(1 + \varphi)}{\varphi}\Delta y_t^{i,g} + \frac{2}{\varphi\chi}\Delta g_t^{i,g} \\ &+ \frac{2\epsilon_w}{\tilde{\lambda}_w}(\Delta\pi_{i,t}^w - \beta E_t\Delta\pi_{i,t+1}^w) + 2\frac{(1 + \varphi)}{\tilde{\lambda}_w\varphi}(\Delta^2 y_t^{i,g} - \beta E_t\Delta^2 y_{t+1}^{i,g}) \\ &+ \frac{2}{\chi\tilde{\lambda}_w\varphi}(\Delta^2 g_t^{i,g} - \beta E_t\Delta^2 g_{t+1}^{i,g}) \\ &+ \frac{2\epsilon_w}{\tilde{\lambda}_w}\pi_{i,t}^w + 2\frac{(1 + \varphi)}{\tilde{\lambda}_w\varphi}\Delta y_t^{i,g} + \frac{2}{\chi\tilde{\lambda}_w\varphi}\Delta g_t^{i,g} \end{aligned} \quad (384)$$

Now turn to the foc for the output gap,

$$2(1 + \varphi)y_t^{i,g} - \tilde{\lambda}_w(1 + \varphi)\lambda_t^{\pi^w,i} + \lambda_t^{y,i} - \beta^{-1}\lambda_{t-1}^{y,i} = 0 \quad (385)$$

The can then be solved simultaneously to obtain the target criterion for government spending. However this does not afford any real intuition.

## Appendix 6 - Adding Government Debt

Until now we have financed any deficit between government spending and distortionary tax revenues with a lump-sum tax. It is, however, interesting to discover how relaxing the assumption that lump-sum taxation balances the budget affects the use of fiscal policy as a stabilisation device.

Recall the home country consumer's budget constraint,

$$P_t C_t + E_t\{Q_{t,t+1}D(k)_{t+1}\} \leq \Pi_t + D(k)_t + W(k)_t N(k)_t(1 - \tau_t) - T_t \quad (386)$$

$D(k)_{t+1}$  is a random variable, whose value depends on the state of the world in period  $t+1$  i.e. it is the household's planned state-contingent wealth. Note that there is no household index on the household's consumption. This is because the complete set of asset markets implies all households face the same intertemporal budget constraint and will choose the same consumption plan (this is discussed more fully below). We can aggregate these constraints across households, to obtain the private sector's budget constraint in the home economy,

$$P_t C_t + E_t\{Q_{t,t+1}D_{t+1}\} \leq \Pi_t + D_t + W_t N_t(1 - \tau_t) - T_t \quad (387)$$

There is a unique stochastic discount factor which has the property,

$$A_t = E_t[Q_{t,t+1}D_{t+1}] \quad (388)$$

where  $A_t$  is the end-of period nominal value of the household's portfolio of assets. If the household chooses to hold only risk-less one period bonds then this condition becomes,

$$D_{t+1} = R_t A_t$$

However, households will not only hold government bonds as they will wish to hold a complete set of contingent assets (given the stickiness in wage and price setting). The wealth  $D_{t+1}$  being transferred into the next period satisfies the bound,

$$D_{t+1} \geq - \sum_{T=t+1}^{\infty} E_{t+1}[Q_{t+1,T}(\Pi_T + W(k)_T N(k)_T(1 - \tau_T) - T_T)] \quad (389)$$

with certainty, no matter what state of the world emerges. These series of borrowing constraints and flow budget constraints then defines the intertemporal budget constraint. It is normal to rule out no-Ponzi schemes which amount to,

$$\sum_{T=t}^{\infty} E_t[Q_{t,T}(\Pi_T + W(k)_T N(k)_T(1 - \tau_T) - T_T)] < \infty \quad (390)$$

at each point in time across all possible states of the world. These can be combined to yield the intertemporal budget constraint (see Woodford, 2003, Chapter 2, page 69),

$$\sum_{T=t}^{\infty} E_t[P_T C_T] \leq D_t + \sum_{T=t}^{\infty} E_t[Q_{t,T}(\Pi_T + W(k)_T N(k)_T(1 - \tau_T) - T_T)] \quad (391)$$



Note what this implies. For all households to be consuming the same they must have different initial holdings of wealth to compensate for differences in expected incomes caused by stickiness in wage setting. Optimisation on the part of households then implies that these constraints hold as equalities (otherwise they are missing out on consumption opportunities by not fully exploiting their intertemporal budget constraints). Aggregating over households would, in a closed economy, allow us to show the equivalence of private and public sector budget constraints.

Noting the equivalence between factor incomes and national output,

$$P_H Y = W N + \Pi - \varkappa W N + \tau^s P_H Y_H \quad (392)$$

we can rewrite the home country's budget constraint as,

$$D_t = - \sum_{T=t}^{\infty} E_t [Q_{t,T} (P_{H,T} Y_T - P_T C_T - W_T N_T (\tau_T - \varkappa) - \tau_T^s P_{H,T} Y_{H,T} - T_T)] \quad (393)$$

Recall the goods market clearing condition in the home economy,

$$Y = (1 - \alpha) \frac{P C}{P_H} + \alpha \int_0^1 \left( \frac{\varepsilon_i P^i C^i}{P_H} \right) di + G \quad (394)$$

Similar conditions exist in economy  $j$ ,

$$Y^j = (1 - \alpha) \frac{P^j C^j}{P_j} + \alpha \int_0^1 \left( \frac{\varepsilon_i P^i C^i}{\varepsilon_j P_j} \right) di + G^j \quad (395)$$

This can then be aggregated across member states,

$$\begin{aligned} \int_0^1 \varepsilon_j P_j Y^j dj &= (1 - \alpha) \int_0^1 \varepsilon_j P^j C^j dj + \alpha \int_0^1 \int_0^1 (\varepsilon_i P^i C^i) di dj + \int_0^1 \varepsilon_j P_j G^j dj \\ &= (1 - \alpha) \int_0^1 \varepsilon_j P^j C^j dj + \alpha \int_0^1 (\varepsilon_i P^i C^i) di + \int_0^1 \varepsilon_j P_j G^j dj \\ &= \int_0^1 \varepsilon_j P^j C^j dj + \int_0^1 \varepsilon_j P_j G^j dj \end{aligned} \quad (396)$$

Integrating the budget constraints across economies and using this global market clearing condition yields,

$$\int \varepsilon_i D_t^i di = - \sum_{T=t}^{\infty} E_t [Q_{t,T} (\int_0^1 P_{i,T} G_{i,T} - W_{i,T} N_{i,T} (\tau_{i,T} - \varkappa_i) - \tau_{i,T}^s P_{i,T} Y_{i,T}^i - T_{i,T}) \varepsilon_i di] \quad (397)$$

with the nominal exchange rate fixed at its normalised value of 1 in monetary union we get the expression in the main text.

## Appendix 7 - Optimal Commitment Policy with Government Debt

### Open Economy Case

The Lagrangian associated with the open economy case in the presence of a national government budget constraint is given by,

$$\begin{aligned}
L_t = & E_0 \sum_{t=0}^{\infty} \beta^t \left[ \frac{\epsilon}{\lambda} \pi_{i,t}^2 + \frac{\epsilon_w}{\tilde{\lambda}_w} (\pi_{i,t}^w)^2 + (y_t^{i,g})^2 (1 + \varphi) + \frac{1}{\chi} (g_t^{i,g})^2 \right. \\
& + \lambda_t^{\pi^w, i} (\pi_{i,t}^w - \beta E_t \pi_{i,t+1}^w - \tilde{\lambda}_w ((1 + \varphi) y_t^{i,g} - g_t^{i,g} - r w_t^{i,g} - \ln(1 - \tau_t^i)^g)) \\
& + \lambda_t^{\pi, i} (\pi_{i,t} - \beta E_t \{\pi_{i,t+1}\} - \lambda [r w_t^{i,g} - \ln(1 - \tau_t^{i,s})^g]) \\
& + \lambda_t^{y, i} (y_t^{i,g} - g_t^{i,g} - E_t \{y_{t+1}^{i,g} - g_{t+1}^{i,g} + \pi_{i,t+1}\}) + (r_t^i - r_t^{i,n}) \\
& + \lambda_t^{r w, i} (r w_t^{i,g} - \pi_{i,t}^w + \pi_{i,t} - r w_{t-1}^{i,g} + \Delta a_t) \\
& + \lambda_t^{b, i} (b_t^{i,g} - \bar{R} b_{t-1}^{i,g} - \bar{R} (r_{t-1}^{i,g} - \pi_{i,t}) - b_g g_t^{i,g} - b_{\tau^s} \ln(1 - \tau_t^{i,s})^g \\
& \left. + b_y y_t^{i,g} - b_{\tau} \ln(1 - \tau_t^i)^g + b_{r w} r w_t^{i,g}) \right]
\end{aligned}$$

where  $b_g = \frac{\bar{G}^i}{\bar{B}^i} \frac{1 - \gamma^{i,n}}{\gamma^{i,n}}$ ,  $b_{\tau^s} = \frac{(1 - \bar{\tau}^{i,s}) \bar{Y}^i}{\bar{B}^i}$ ,  $b_y = \bar{R} - 1$ ,  $b_{\tau} = \frac{(1 - \bar{\tau}^i) \bar{r w}^i \bar{N}^i}{\bar{B}^i}$ , and  $b_{r w} = \frac{\bar{r r w}^i \bar{N}^i}{\bar{B}^i}$ . The focs are given by, for the interest rate,

$$\lambda_t^{y, i} - E_t \lambda_{t+1}^{b, i} = 0 \quad (398)$$

Here monetary policy must now take account of its impact on the government's finances.

In terms of national focs, we begin with the foc for the sales tax gap,  $\ln(1 - \tau^{i,s})^g$ ,

$$\lambda \lambda_t^{\pi, i} - b_{\tau^v} \lambda_t^{b, i} = 0 \quad (399)$$

Similarly, the condition for income taxes is given by,

$$\tilde{\lambda}_w \lambda_t^{\pi^w, i} - b_{\tau} \lambda_t^{b, i} = 0 \quad (400)$$

and for real wages,

$$-\lambda \lambda_t^{\pi, i} + \tilde{\lambda}_w \lambda_t^{\pi^w, i} + \lambda_t^{r w, i} - \beta E_t \lambda_{t+1}^{r w, i} + b_{r w} \lambda_t^{b, i} = 0 \quad (401)$$

The remaining first-order conditions are for debt,

$$\lambda_t^{b, i} - \beta \bar{R} E_t \lambda_{t+1}^{b, i} = 0 \quad (402)$$

which implies that,  $E_0 \lambda_t^{b, i} = \lambda^{b, i} \forall t$ . In other words policy must ensure that the 'cost' of the government's budget constraint is constant following a shock which is the basis of the random walk result of Schmitt-Grohe and Uribe (2004).

This also implies that the lagrange multipliers for the wage and price Phillips curves are constant over time too. The remaining focs are for inflation,

$$\frac{2\epsilon}{\lambda}\pi_{i,t} + \lambda_t^{\pi,i} - \lambda_{t-1}^{\pi,i} - \beta^{-1}\lambda_{t-1}^{y,i} + \lambda_t^{rw,i} + \bar{R}\lambda_t^{b,i} = 0 \quad (403)$$

wage inflation,

$$\frac{2\epsilon_w}{\tilde{\lambda}_w}\pi_{i,t}^w + \lambda_t^{\pi^w,i} - \lambda_{t-1}^{\pi^w,i} - \lambda_t^{rw,i} = 0 \quad (404)$$

the government spending gap,

$$\frac{2}{\chi}g_t^{i,g} + \tilde{\lambda}_w\lambda_t^{\pi^w,i} - \lambda_t^{y,i} + \beta^{-1}\lambda_{t-1}^{y,i} - b_g\lambda_t^{b,i} = 0 \quad (405)$$

and the output gap,

$$2(1+\varphi)y_t^{i,g} - \tilde{\lambda}_w(1+\varphi)\lambda_t^{\pi^w,i} + \lambda_t^{y,i} - \beta^{-1}\lambda_{t-1}^{y,i} + b_y\lambda_t^{b,i} = 0 \quad (406)$$

Combining the focs for price and wage inflation,

$$\frac{2\epsilon}{\lambda}\pi_{i,t} + \frac{2\epsilon_w}{\tilde{\lambda}_w}\pi_{i,t}^w = 0 \quad (407)$$

gives us the optimal combination of wage and price inflation. This essentially describes the balance between wage and price adjustment in achieving the new steady-state real wage consistent with the new steady-state tax rates required to stabilise the debt stock following the shock. Taking the foc for the output gap, we have,

$$2(1+\varphi)y_t^{i,g} + \lambda^{b,i}(-b_\tau(1+\varphi) + (1-\beta^{-1}) + b_y) = 0 \quad (408)$$

which defines the value of the Lagrange multiplier associated with the government's budget constraint which implies that the output gap is constant. Using the focs for the two taxes in conjunction with the foc for real wages implies,

$$-\frac{2\epsilon}{\lambda}(\pi_{i,t} - \beta E_t\pi_{i,t+1}) + (b_{rw} + b_\tau - b_{\tau^s})\lambda_t^{b,i} = 0 \quad (409)$$

and,

$$\frac{2\epsilon_w}{\tilde{\lambda}_w}(\pi_{i,t}^w - \beta E_t\pi_{i,t+1}^w) + (b_{rw} + b_\tau - b_{\tau^s})\lambda_t^{b,i} = 0 \quad (410)$$

Using the NKPCs for price and wage inflation these can be rewritten as the sales and income tax rules, respectively,

$$-2\epsilon(rw_t^{i,g} - \ln(1 - \tau_t^{i,s})^g + u_t^p) + (b_{rw} + b_\tau - b_{\tau^s})\lambda^{b,i} = 0 \quad (411)$$

and,

$$2\epsilon_w((1+\varphi)y_t^{i,g} - g_t^{i,g} - rw_t^{i,g} - \ln(1 - \tau_t^i)^g + u_t^w) + (b_{rw} + b_\tau - b_{\tau^s})\lambda^{b,i} = 0 \quad (412)$$

Finally the government spending rule is given by,

$$\frac{2}{\chi}g_t^{i,g} + (b_\tau - (1 - \beta^{-1}) - b_g)\lambda^{b,i} = 0 \quad (413)$$

which is again constant.

## EMU Case:

The Lagrangian associated with the open economy case in the presence of a national government budget constraint is given by,

$$\begin{aligned} L_t = & \int_0^1 \sum_{t=0}^{\infty} \beta^t \left[ \frac{\epsilon}{\lambda} \pi_{i,t}^2 + \frac{\epsilon_w}{\lambda_w} (\pi_{i,t}^w)^2 + (y_t^{i,g})^2 (1 + \varphi) + \frac{1}{\chi} (g_t^{i,g})^2 \right. \\ & + \lambda_t^{\pi^w,i} (\pi_{i,t}^w - \beta E_t \pi_{i,t+1}^w - \tilde{\lambda}_w ((1 + \varphi) y_t^{i,g} - g_t^{i,g} - r w_t^{i,g} - \ln(1 - \tau_t^i)^g)) \\ & + \lambda_t^{\pi,i} (\pi_{i,t} - \beta E_t \{\pi_{i,t+1}\} - \lambda [r w_t^{i,g} - \ln(1 - \tau_t^{i,s})^g]) \\ & + \lambda_t^{y,i} (y_t^{i,g} - g_t^{i,g} - E_t \{y_{t+1}^{i,g} - g_{t+1}^{i,g} + \pi_{i,t+1}\} + (r_t - r_t^{i,n})) \\ & + \lambda_t^{r w,i} (r w_t^{i,g} - \pi_{i,t}^w + \pi_{i,t} - r w_{t-1}^{i,g} + \Delta a_t) \\ & + \lambda_t^{b,i} (b_t^{i,g} - \bar{R} b_{t-1}^{i,g} - \bar{R} (r_{t-1}^g - \pi_{i,t}) - b_g g_t^{i,g} - b_{\tau^s} \ln(1 - \tau_t^{i,s})^g \\ & \left. + b_y y_t^{i,g} - b_\tau \ln(1 - \tau_t^i)^g + b_{r w} r w_t^{i,g}) \right] di \end{aligned}$$

where  $b_g = \frac{\bar{G}^i}{\bar{B}^i} \frac{1 - \gamma^{i,n}}{\gamma^{i,n}}$ ,  $b_{\tau^s} = \frac{(1 - \bar{\tau}^{i,s}) \bar{Y}^i}{\bar{B}^i}$ ,  $b_y = \bar{R} - 1$ ,  $b_\tau = \frac{(1 - \bar{\tau}^i) \bar{r w}^i \bar{N}^i}{\bar{B}^i}$ , and  $b_{r w} = \frac{\bar{\tau} \bar{r w}^i \bar{N}^i}{\bar{B}^i}$ . The focs are given by, for the union wide interest rate,

$$\int_0^1 (\lambda_t^{y,i} - E_t \lambda_{t+1}^{b,i}) di = 0 \quad (414)$$

Here monetary policy must now take account of its impact on the union's finances.

In terms of national focs, we begin with the foc for the sales tax gap,  $\ln(1 - \tau^s)^g$ ,

$$\lambda \lambda_t^{\pi,i} - b_{\tau^s} \lambda_t^{b,i} = 0 \quad (415)$$

Similarly, the condition for income taxes is given by,

$$\tilde{\lambda}_w \lambda_t^{\pi^w,i} - b_\tau \lambda_t^{b,i} = 0 \quad (416)$$

and for real wages,

$$-\lambda \lambda_t^{\pi,i} + \tilde{\lambda}_w \lambda_t^{\pi^w,i} + \lambda_t^{r w,i} - \beta E_t \lambda_{t+1}^{r w,i} + b_{r w} \lambda_t^{b,i} = 0 \quad (417)$$

The remaining first-order conditions are for debt,

$$\lambda_t^{b,i} - \beta \bar{R} E_t \lambda_{t+1}^{b,i} = 0 \quad (418)$$

which implies that,  $E_0 \lambda_t^{b,i} = \lambda^{b,i} \forall t$ . In other words policy must ensure that the ‘cost’ of the government’s budget constraint is constant following a shock which is the basis of the random walk result of Schmitt-Grohe and Uribe (2004). This also implies that the lagrange multipliers for the wage and price phillips curves are constant over time too. The remaining focs are for inflation,

$$\frac{2\epsilon}{\lambda} \pi_{i,t} + \lambda_t^{\pi,i} - \lambda_{t-1}^{\pi,i} - \beta^{-1} \lambda_{t-1}^{y,i} + \lambda_t^{rw,i} + \bar{R} \lambda_t^{b,i} = 0 \quad (419)$$

wage inflation,

$$\frac{2\epsilon_w}{\tilde{\lambda}_w} \pi_{i,t}^w + \lambda_t^{\pi^w,i} - \lambda_{t-1}^{\pi^w,i} - \lambda_t^{rw,i} = 0 \quad (420)$$

the government spending gap,

$$\frac{2}{\chi} g_t^{i,g} + \tilde{\lambda}_w \lambda_t^{\pi^w,i} - \lambda_t^{y,i} + \beta^{-1} \lambda_{t-1}^{y,i} - b_g \lambda_t^{b,i} = 0 \quad (421)$$

and the output gap,

$$2(1 + \varphi) y_t^{i,g} - \tilde{\lambda}_w (1 + \varphi) \lambda_t^{\pi^w,i} + \lambda_t^{y,i} - \beta^{-1} \lambda_{t-1}^{y,i} + b_y \lambda_t^{b,i} = 0 \quad (422)$$

Combining the last two focs,

$$2(1 + \varphi) y_t^{i,g} + \frac{2}{\chi} g_t^{i,g} + (b_y - \varphi b_\tau - b_g) \lambda_t^{b,i} = 0 \quad (423)$$

gives us a definition of the lagrange multiplier associated with the budget constraint, which also implies a constant relationship between the output and government spending gaps following a shock.

Consider the foc for the real wage,

$$\frac{2\epsilon_w}{\tilde{\lambda}_w} (\pi_{i,t}^w - \beta E_t \pi_{i,t+1}^w) + (b_{rw} + b_\tau - b_{\tau^v}) \lambda_t^{b,i} = 0 \quad (424)$$

Using the NKPC for wage inflation we can obtain an income tax rule,

$$2\epsilon_w ((1 + \varphi) y_t^{i,g} - g_t^{i,g} - r w_t^{i,g} - \ln(1 - \tau_t)^g + u_t^w) + (b_{rw} + b_\tau - b_{\tau^v}) \lambda^{b,i} = 0 \quad (425)$$

Combining the wage and price inflation focs,

$$\frac{2\epsilon}{\lambda} \pi_{i,t} + \frac{2\epsilon_w}{\tilde{\lambda}_w} \pi_{i,t}^w - \beta^{-1} \lambda_{t-1}^{y,i} + \bar{R} \lambda_t^{b,i} = 0 \quad (426)$$

Use in the output gap equation and using the NKPCs to eliminate the inflation dynamics gives us a sales-tax rule,

$$\begin{aligned} 0 = & 2(1 + \varphi) y_t^{i,g} + (b_y - \varphi b_\tau + 1 - \beta^{-1} + b_{rw} - b_{\tau^v}) \lambda^{b,i} \\ & - 2\epsilon (r w_t^{i,g} - \ln(1 - \tau_t^s)^g + u_t^p) \end{aligned} \quad (427)$$

Need to get a government spending rule. Foc for output gap gives,

$$\begin{aligned}
0 &= 2(1 + \varphi)y_t^{i,g} + \lambda^{b,i}(-b_\tau(1 + \varphi) + (1 - \beta^{-1}) + b_y) \\
&\quad - \frac{2\epsilon}{\lambda}(\pi_{i,t} - \beta E_t \pi_{i,t+1}) \\
&\quad - \frac{2\epsilon_w}{\tilde{\lambda}_w}(\pi_{i,t}^w - \beta E_t \pi_{i,t+1}^w)
\end{aligned} \tag{428}$$

While for government spending we get,

$$\begin{aligned}
0 &= \frac{2}{\chi}g_t^{i,g} + \lambda^{b,i}(b_\tau - b_g - 1 + \beta^{-1}) \\
&\quad + \frac{2\epsilon}{\lambda}(\pi_{i,t} - \beta E_t \pi_{i,t+1}) \\
&\quad + \frac{2\epsilon_w}{\tilde{\lambda}_w}(\pi_{i,t}^w - \beta E_t \pi_{i,t+1}^w)
\end{aligned} \tag{429}$$

Eliminating  $\lambda^{b,i}$  we obtain,

$$\begin{aligned}
0 &= \frac{2}{\chi}g_t^{i,g} - 2(1 + \varphi)\frac{(b_\tau - b_g - 1 + \beta^{-1})}{(-b_\tau(1 + \varphi) + (1 - \beta^{-1}) + b_y)}y_t^{i,g} \\
&\quad + \frac{2\epsilon}{\lambda}\left(1 + \frac{(b_\tau - b_g - 1 + \beta^{-1})}{(-b_\tau(1 + \varphi) + (1 - \beta^{-1}) + b_y)}\right)(\pi_{i,t} - \beta E_t \pi_{i,t+1}) \\
&\quad + \frac{2\epsilon_w}{\tilde{\lambda}_w}\left(1 + \frac{(b_\tau - b_g - 1 + \beta^{-1})}{(-b_\tau(1 + \varphi) + (1 - \beta^{-1}) + b_y)}\right)(\pi_{i,t}^w - \beta E_t \pi_{i,t+1}^w)
\end{aligned} \tag{430}$$

Using the NKPCs for price and wage inflation to eliminate the inflation dynamics gives us our government spending rule,

$$\begin{aligned}
0 &= \frac{2}{\chi}g_t^{i,g} - 2(1 + \varphi)\frac{(b_\tau - b_g - 1 + \beta^{-1})}{(-b_\tau(1 + \varphi) + (1 - \beta^{-1}) + b_y)}y_t^{i,g} \\
&\quad + 2\epsilon\left(1 + \frac{(b_\tau - b_g - 1 + \beta^{-1})}{(-b_\tau(1 + \varphi) + (1 - \beta^{-1}) + b_y)}\right)(rw_t^{i,g} - \ln(1 - \tau_t^{i,s})^g + u_t^p) \\
&\quad + 2\epsilon_w\left(1 + \frac{(b_\tau - b_g - 1 + \beta^{-1})}{(-b_\tau(1 + \varphi) + (1 - \beta^{-1}) + b_y)}\right)((1 + \varphi)y_t^{i,g} - g_t^{i,g} - rw_t^{i,g} - \ln(1 - \tau_t^i)^g + u_t^w)
\end{aligned} \tag{431}$$

## Appendix 8 - Variable Definitions

$A$ – Productivity

$C$ – Aggregate consumption bundle

$C^*$ – Aggregate foreign consumption.

$C_F$ – Aggregate of goods produced abroad.

$C_H$ – Bundle of domestically produced consumption goods.

$C_H(j)$ – Good  $j$  within bundle of domestically produced consumption goods.

$C_i$ – Bundle of goods produced in country  $i$ .

$D$ – Nominal payoff from financial assets (including share of profits in firms)

$\varepsilon_i$ – Bilateral nominal exchange rate with country  $i$ .

$\varepsilon$ – Effective nominal exchange rate.

$G(j)$ – public good  $j$ .

$G$ – Aggregate provision of public goods.

$N(j)$ – domestic labour employed by firm  $j$ .

$N(k)$ – Labour supplied by household  $k$ .

$N$ – Aggregate domestic labour input.

$P$ – Aggregate consumer price index associated with  $C$

$P_H$  - Domestic price index associated with  $C_H$

$\pi_H$ – Rate of inflation in  $P_H$

$P_H(j)$ – Price of good  $C_H(j)$

$P_i$ – Index of domestic prices in country  $i$  (in home country currency).

$P_i^i$ – Index of domestic prices in country  $i$  in country  $i$ 's currency.

$P_i^i(j)$ –Price of country  $i$ 's good  $j$  expressed in terms of country  $i$ 's currency.

$P^*$ – World price level (both consumer and output prices)

$Q_{t,t+1}$ – Stochastic discount factor measuring current certainty equivalent value of an uncertain future payoff.

$Q_i$ –Bilateral real exchange rate.

$Q$  – Effective real exchange rate.

$S_i$ – Bilateral terms of trade with country  $i$ .

$S$ – effective terms of trade.

$\tau$ – Income tax rate

$\tau^s$ – Sales tax rate.

$v$ – logged value of employment subsidy  $(1 - \chi)$

$W(k)$ – Nominal wage charged by household  $k$ .

$W$ – Wage index for home country.

$\pi^w$ – Rate of inflation in  $W$ .

In the paper, lower case letters denote logged values of the associated levels variable, n superscripts denote ‘natural’ values that would occur in the absence of nominal inertia and ‘g’ denotes ‘gap’ variables - the difference between the logged variable and its logged natural value.



## Appendix 9 - Parameter Definitions

- $1 - \alpha$  - weight on domestically produced goods in consumption - a measure of home bias.
- $\beta$  - Consumers subjective discount factor.
- $\epsilon$  - elasticity of substitution between domestically produced goods (= price elasticity of demand for domestically produced goods).
- $\epsilon_w$  - elasticity of substitution between differentiated labour (= wage elasticity of demand for domestically labour types).
- $\eta$  - elasticity of substitution between bundles of goods produced in foreign economies (see equal to 1 for simplicity).
- $\chi$  - weight on public goods in utility.
- $\varphi$  - labour supply parameter.
- $1 - \theta_p$  - probability of price adjustment in each period.
- $1 - \theta_w$  - probability of wage adjustment in each period.
- $\mu$  - steady-state mark-up in domestic goods market.
- $\mu^w$  - steady-state mark-up in domestic labour market.

## Appendix 10 - Matrix Representation of Model

The small open economy model can be represented in matrix form as,

$$A0x_{t+1} = A1x_t + B0u_t + \varepsilon_t$$

where  $x_t$  is a vector of endogenous variables,  $u_t$  are a vector of policy instruments and  $\varepsilon_t$  a vector of shocks, all of which are defined as follows,

$$x_t = \begin{bmatrix} \ln(1 - \tau_t^i)^g \\ \pi_{i,t}^w \\ rw_t^{i,g} \\ g_t^{i,g} \\ \varepsilon_{t+1}^i \\ a_t \\ y_t^{i,g} \\ \pi_{i,t} \\ E_t \pi_{i,t+1} \\ E_t \pi_{i,t+1}^w \end{bmatrix}, u_t = \begin{bmatrix} y_{t+1}^{i,g} \\ \ln(1 - \tau_{t+1}^{i,s})^g \\ g_{t+1}^{i,g} \\ \ln(1 - \tau_{t+1}^i)^g \end{bmatrix} \text{ and } \varepsilon_t = \begin{bmatrix} 0 \\ 0 \\ 0 \\ 0 \\ \varepsilon_{t+2}^i \\ 0 \\ 0 \\ 0 \\ 0 \\ 0 \end{bmatrix}$$

$$A0 = \begin{bmatrix} 1 & 0 & 0 & 0 & 0 & 0 & 0 & 0 & 0 & 0 \\ 0 & 1 & 0 & 0 & 0 & 0 & 0 & 0 & 0 & 0 \\ 0 & -1 & 1 & 0 & 0 & 1 & 0 & 1 & 0 & 0 \\ 0 & 0 & 0 & 1 & 0 & 0 & 0 & 0 & 0 & 0 \\ 0 & 0 & 0 & 0 & 1 & 0 & 0 & 0 & 0 & 0 \\ 0 & 0 & 0 & 0 & 0 & 1 & 0 & 0 & 0 & 0 \\ 0 & 0 & 0 & 0 & 0 & 0 & 1 & 0 & 0 & 0 \\ 0 & 0 & 0 & 0 & 0 & 0 & 0 & 1 & 0 & 0 \\ 0 & 0 & \lambda & 0 & 0 & 0 & 0 & 0 & \beta & 0 \\ 0 & 0 & -\tilde{\lambda}_w & -\tilde{\lambda}_w & 0 & 0 & (1 + \varphi)\tilde{\lambda}_w & 0 & 0 & \beta \end{bmatrix}$$

$$A1 = \begin{bmatrix} 0 & 0 & 0 & 0 & 0 & 0 & 0 & 0 & 0 & 0 \\ 0 & 0 & 0 & 0 & 0 & 0 & 0 & 0 & 0 & 1 \\ 0 & 0 & 1 & 0 & 0 & 1 & 0 & 0 & 0 & 0 \\ 0 & 0 & 0 & 0 & 0 & 0 & 0 & 0 & 0 & 0 \\ 0 & 0 & 0 & 0 & 0 & 0 & 0 & 0 & 0 & 0 \\ 0 & 0 & 0 & 0 & 1 & \rho_a & 0 & 0 & 0 & 0 \\ 0 & 0 & 0 & 0 & 0 & 0 & 0 & 0 & 0 & 0 \\ 0 & 0 & 0 & 0 & 0 & 0 & 0 & 0 & 1 & 0 \\ 0 & 0 & 0 & 0 & 0 & 0 & 0 & 0 & 1 & 0 \\ 0 & 0 & 0 & 0 & 0 & 0 & 0 & 0 & 0 & 1 \end{bmatrix}$$

$$B0 = \begin{bmatrix} 0 & 0 & 0 & 1 \\ 0 & 0 & 0 & 0 \\ 0 & 0 & 0 & 0 \\ 0 & 1 & 0 & 0 \\ 0 & 0 & 0 & 0 \\ 0 & 0 & 0 & 0 \\ 1 & 0 & 0 & 0 \\ 0 & 0 & 0 & 1 \\ 0 & \lambda & 0 & 0 \\ 0 & 0 & \tilde{\lambda}_w & 0 \end{bmatrix}$$

This can then be solved to obtain the form used in Soderlind (1999),

$$x_{t+1} = Ax_t + Bu_t + \varepsilon_t$$

where  $A = (A0)^{-1}A1$  and  $B = (A0)^{-1}B0$ . The first eight variables in  $x_t$  are considered to be predetermined, while the last two are jump variables. The element of this representation which implies this is the EMU case is the dynamic relationship,

$$y_t^{i,g} - g_t^{i,g} = y_t^{i,g} - g_t^{i,g} - \pi_{i,t} - \Delta a_t^i$$

which implies that the system must exhibit the property of price level control. This is obtained from

$$y_t = c_t^* + g_t + s_t \quad (432)$$

and the definition of the terms of trade,

$$s_t = p_{F,t} - p_{H,t} \quad (433)$$

$$= e_t + p_t^* - p_{H,t} \quad (434)$$

after imposing the fixed exchange rate and assuming the shock hits country  $i$  only. (Productivity enters by considering the change in the natural level of output).

The open economy case has the same representation, but the output gap can be considered a control variable from the point of view of the monetary authorities. In this case the system would become (note the change in the definition of  $x_t$ ),

$$x_{t+1} = \begin{bmatrix} \ln(1 - \tau_{t+1}^i)^g \\ \pi_{i,t+1}^w \\ ru_{t+1}^{i,g} \\ g_{t+1}^{i,g} \\ \varepsilon_{t+2}^i \\ a_{t+1}^i \\ y_{t+1}^{i,g} - g_{t+1}^{i,g} \\ \pi_{i,t+1} \\ E_{t+1}\pi_{i,t+2} \\ E_{t+1}\pi_{i,t+2}^w \end{bmatrix}, u_t = \begin{bmatrix} \ln(1 - \tau_{t+1}^{i,s})^g \\ g_{t+1}^{i,g} \\ \ln(1 - \tau_{t+1}^i)^g \end{bmatrix} \text{ and } \varepsilon_t = \begin{bmatrix} 0 \\ 0 \\ 0 \\ 0 \\ \varepsilon_{t+2}^i \\ 0 \\ 0 \\ 0 \\ 0 \\ 0 \end{bmatrix}$$

$$A0 = \begin{bmatrix} 1 & 0 & 0 & 0 & 0 & 0 & 0 & 0 & 0 & 0 \\ 0 & 1 & 0 & 0 & 0 & 0 & 0 & 0 & 0 & 0 \\ 0 & -1 & 1 & 0 & 0 & 1 & 0 & 1 & 0 & 0 \\ 0 & 0 & 0 & 1 & 0 & 0 & 0 & 0 & 0 & 0 \\ 0 & 0 & 0 & 0 & 1 & 0 & 0 & 0 & 0 & 0 \\ 0 & 0 & 0 & 0 & 0 & 1 & 0 & 0 & 0 & 0 \\ 0 & 0 & 0 & 0 & 0 & 1 & 1 & 1 & 0 & 0 \\ 0 & 0 & 0 & 0 & 0 & 0 & 0 & 1 & 0 & 0 \\ 0 & 0 & \lambda & 0 & 0 & 0 & 0 & 0 & \beta & 0 \\ 0 & 0 & -\tilde{\lambda}_w & \varphi\tilde{\lambda}_w & 0 & 0 & (1+\varphi)\tilde{\lambda}_w & 0 & 0 & \beta \end{bmatrix}$$

$$A1 = \begin{bmatrix} 0 & 0 & 0 & 0 & 0 & 0 & 0 & 0 & 0 & 0 \\ 0 & 0 & 0 & 0 & 0 & 0 & 0 & 0 & 0 & 1 \\ 0 & 0 & 1 & 0 & 0 & 1 & 0 & 0 & 0 & 0 \\ 0 & 0 & 0 & 0 & 0 & 0 & 0 & 0 & 0 & 0 \\ 0 & 0 & 0 & 0 & 0 & 0 & 0 & 0 & 0 & 0 \\ 0 & 0 & 0 & 0 & 1 & \rho_\alpha & 0 & 0 & 0 & 0 \\ 0 & 0 & 0 & 0 & 0 & 1 & 1 & 0 & 0 & 0 \\ 0 & 0 & 0 & 0 & 0 & 0 & 0 & 0 & 1 & 0 \\ 0 & 0 & 0 & 0 & 0 & 0 & 0 & 0 & 1 & 0 \\ 0 & 0 & 0 & 0 & 0 & 0 & 0 & 0 & 0 & 1 \end{bmatrix}$$

$$B0 = \begin{bmatrix} 0 & 0 & 1 \\ 0 & 0 & 0 \\ 0 & 0 & 0 \\ 0 & 1 & 0 \\ 0 & 0 & 0 \\ 0 & 0 & 0 \\ 0 & 0 & 0 \\ 0 & 0 & 0 \\ 0 & 0 & 0 \\ \lambda & 0 & 0 \\ 0 & 0 & \tilde{\lambda}_w \end{bmatrix}$$

The remaining variants considered in the paper can then be calculated by eliminating the controls no longer in use.

Adding in debt the EMU model becomes,

$$x_t = \begin{bmatrix} b_t^{i,g} \\ \ln(1 - \tau_t^i)^g \\ \pi_{i,t}^w \\ r w_t^{i,g} \\ g_t^{i,g} \\ \varepsilon_{t+1}^i \\ a_t^i \\ y_t^{i,g} - g_t^{i,g} \\ \pi_{i,t} \\ E_t \pi_{i,t+1} \\ E_t \pi_{i,t+1}^w \end{bmatrix}, u_t = \begin{bmatrix} \ln(1 - \tau_{t+1}^{i,s})^g \\ g_{t+1}^{i,g} \\ \ln(1 - \tau_{t+1})^g \end{bmatrix} \text{ and } \varepsilon_t^i = \begin{bmatrix} 0 \\ 0 \\ 0 \\ 0 \\ 0 \\ \varepsilon_{t+2}^i \\ 0 \\ 0 \\ 0 \\ 0 \\ 0 \end{bmatrix}$$

$$A0 = \begin{bmatrix} 1 & \frac{(1-\bar{\tau}^i)\bar{r}w^i\bar{N}^i}{\bar{B}^i} & 0 & \frac{\bar{\tau}^i\bar{r}w^i\bar{N}^i}{\bar{B}^i} & (\bar{R}-1) - \frac{\bar{G}^i}{\bar{B}^i} \frac{1-\gamma^n}{\gamma^n} & 0 & 0 & (\bar{R}-1) & 0 & 0 & 0 \\ 0 & 1 & 0 & 0 & 0 & 0 & 0 & 0 & 0 & 0 & 0 \\ 0 & 0 & 1 & 0 & 0 & 0 & 0 & 0 & 0 & 0 & 0 \\ 0 & 0 & -1 & 1 & 0 & 0 & 1 & 0 & 0 & 1 & 0 & 0 \\ 0 & 0 & 0 & 0 & 1 & 0 & 0 & 0 & 0 & 0 & 0 & 0 \\ 0 & 0 & 0 & 0 & 0 & 1 & 0 & 0 & 0 & 0 & 0 & 0 \\ 0 & 0 & 0 & 0 & 0 & 0 & 1 & 0 & 0 & 0 & 0 & 0 \\ 0 & 0 & 0 & 0 & 0 & 0 & 0 & 1 & 1 & 1 & 0 & 0 \\ 0 & 0 & 0 & 0 & 0 & 0 & 0 & 0 & 0 & 0 & 1 & 0 & 0 \\ 0 & 0 & 0 & \lambda & 0 & 0 & 0 & 0 & 0 & 0 & \beta & 0 \\ 0 & 0 & 0 & -\tilde{\lambda}_w & \varphi\tilde{\lambda}_w & 0 & 0 & 0 & (1+\varphi)\tilde{\lambda}_w & 0 & 0 & \beta \end{bmatrix}$$

$$A1 = \begin{bmatrix} \bar{R} & 0 & 0 & 0 & 0 & 0 & 0 & 0 & 0 & -\bar{R} & 0 \\ 0 & 0 & 0 & 0 & 0 & 0 & 0 & 0 & 0 & 0 & 0 \\ 0 & 0 & 0 & 0 & 0 & 0 & 0 & 0 & 0 & 0 & 1 \\ 0 & 0 & 0 & 1 & 0 & 0 & 1 & 0 & 0 & 0 & 0 \\ 0 & 0 & 0 & 0 & 0 & 0 & 0 & 0 & 0 & 0 & 0 \\ 0 & 0 & 0 & 0 & 0 & 0 & 0 & 0 & 0 & 0 & 0 \\ 0 & 0 & 0 & 0 & 0 & 1 & \rho_a & 0 & 0 & 0 & 0 \\ 0 & 0 & 0 & 0 & 0 & 0 & 1 & 1 & 0 & 0 & 0 \\ 0 & 0 & 0 & 0 & 0 & 0 & 0 & 0 & 0 & 1 & 0 \\ 0 & 0 & 0 & 0 & 0 & 0 & 0 & 0 & 0 & 1 & 0 \\ 0 & 0 & 0 & 0 & 0 & 0 & 0 & 0 & 0 & 0 & 1 \end{bmatrix}$$

$$B0 = \begin{bmatrix} (1-\bar{\tau}^{i,s})\frac{\bar{Y}^i}{\bar{B}^i} & 0 & 0 \\ 0 & 0 & 1 \\ 0 & 0 & 0 \\ 0 & 0 & 0 \\ 0 & 1 & 0 \\ 0 & 0 & 0 \\ 0 & 0 & 0 \\ 0 & 0 & 0 \\ 0 & 0 & 0 \\ \lambda & 0 & 0 \\ 0 & 0 & \tilde{\lambda}_w \end{bmatrix}$$

while similar adjustments are made when introducing debt in the case of a small open economy operating under flexible exchange rates.

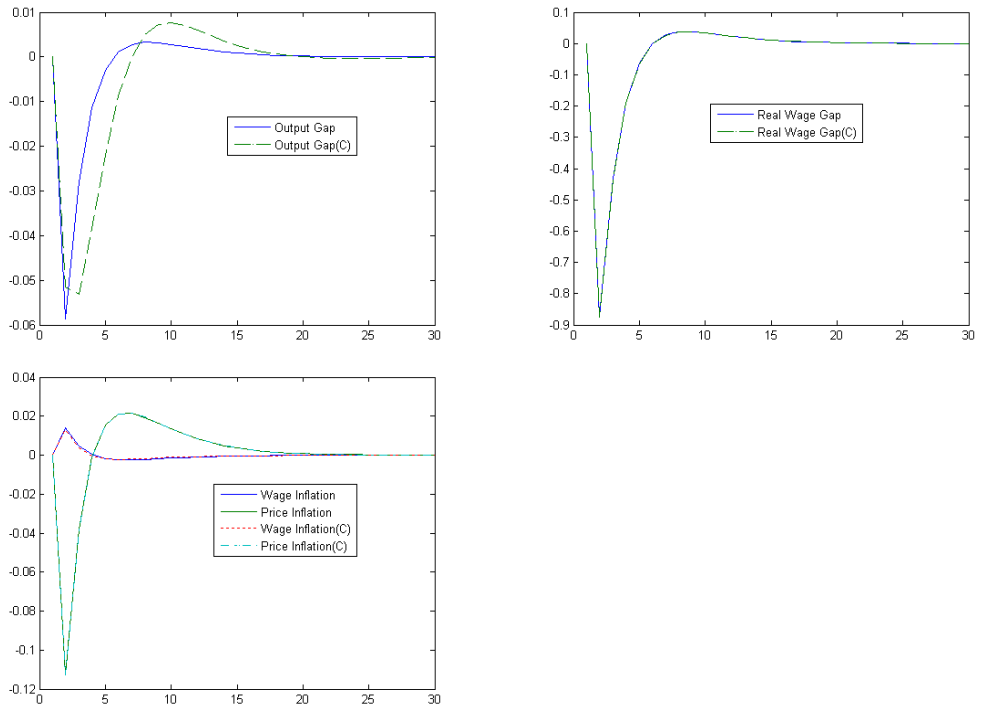


Figure 1: Response to a 1% technology shock in an open economy with only monetary policy as a policy instrument.

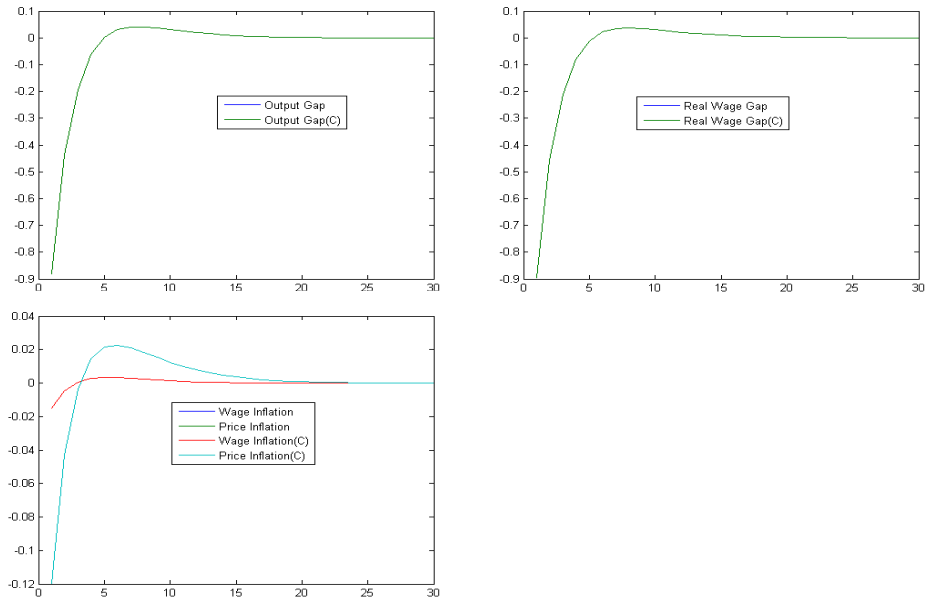


Figure 2: Response to a 1% technology shock under EMU with no policy response.

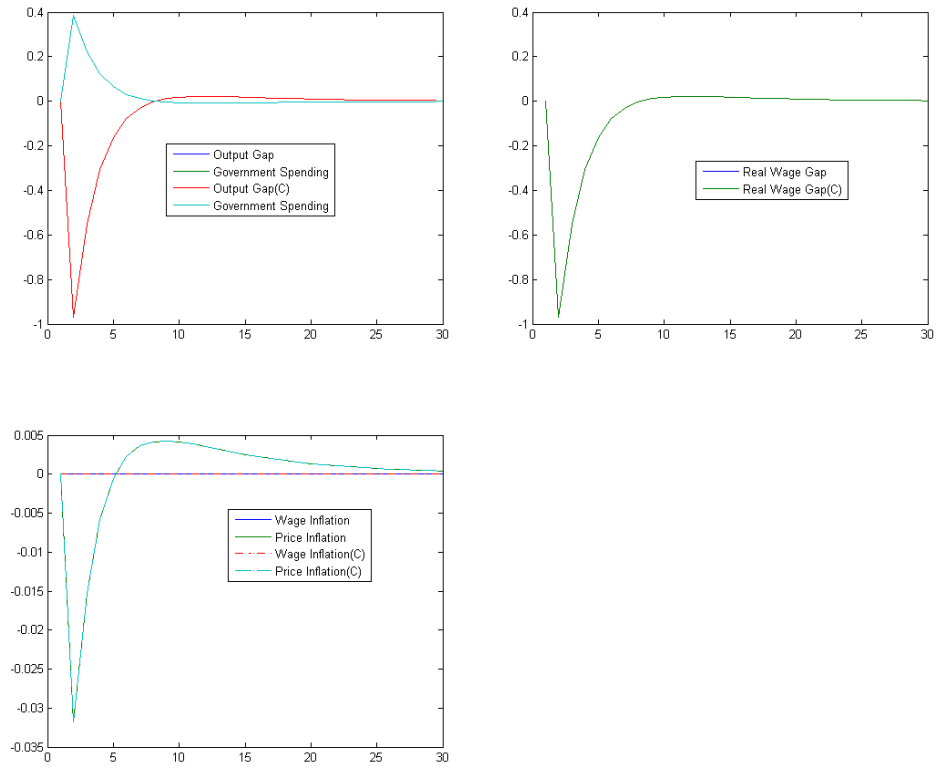


Figure 3: Response to a 1% technology shock under EMU with all fiscal instruments.



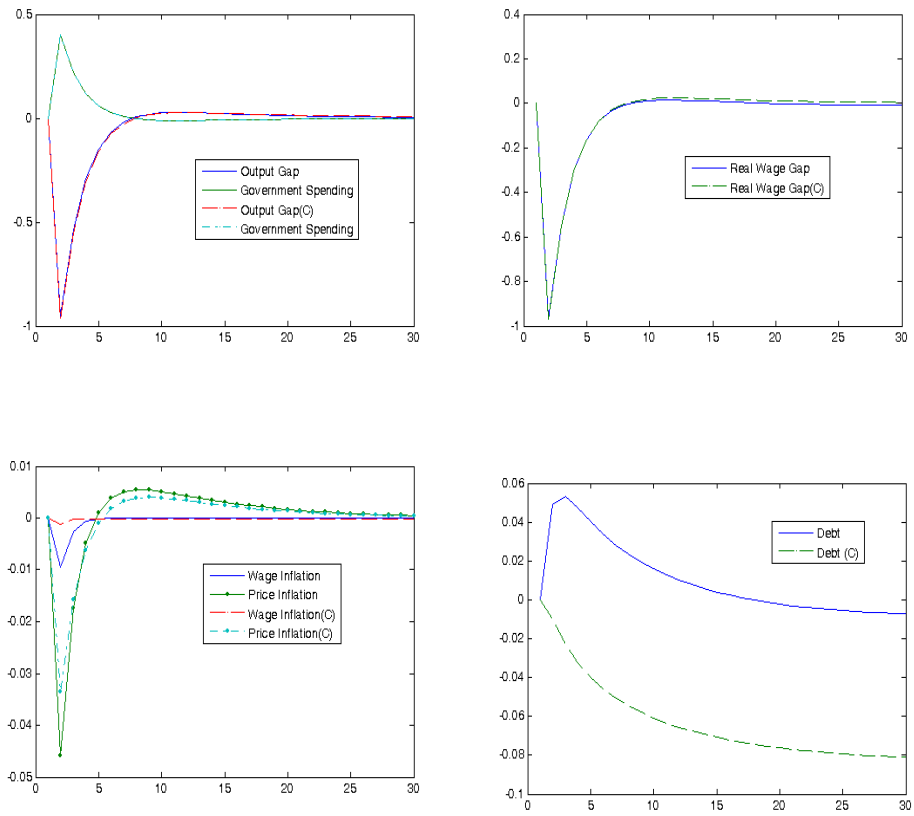


Figure 4: Response to 1% technology shock under EMU with all fiscal instruments and government debt.

## ABOUT THE CDMA

The **Centre for Dynamic Macroeconomic Analysis** was established by a direct grant from the University of St Andrews in 2003. The Centre funds PhD students and facilitates a programme of research centred on macroeconomic theory and policy. The Centre has research interests in areas such as: characterising the key stylised facts of the business cycle; constructing theoretical models that can match these business cycles; using theoretical models to understand the normative and positive aspects of the macroeconomic policymakers' stabilisation problem, in both open and closed economies; understanding the conduct of monetary/macroeconomic policy in the UK and other countries; analyzing the impact of globalization and policy reform on the macroeconomy; and analyzing the impact of financial factors on the long-run growth of the UK economy, from both an historical and a theoretical perspective. The Centre also has interests in developing numerical techniques for analyzing dynamic stochastic general equilibrium models. Its affiliated members are Faculty members at St Andrews and elsewhere with interests in the broad area of dynamic macroeconomics. Its international Advisory Board comprises a group of leading macroeconomists and, ex officio, the University's Principal.

### Affiliated Members of the School

Dr Arnab Bhattacharjee.  
Dr Vladislav Damjanovic.  
Dr Laurence Lasselle.  
Prof Kaushik Mitra (wef 1 January 2006).  
Prof Charles Nolan (Director).  
Dr Gary Shea.  
Prof Alan Sutherland.  
Dr Christoph Thoenissen.

### Senior Research Fellow

Prof Andrew Hughes Hallett, Professor of  
Economics, Vanderbilt University.

### Research Affiliates

Prof Keith Blackburn, Manchester University.  
Prof David Cobham, Heriot-Watt University.  
Dr Luisa Corrado, Università degli Studi di Roma.  
Prof Huw Dixon, York University.  
Dr Anthony Garratt, Birkbeck College London.  
Dr Sugata Ghosh, Brunel University.  
Dr Aditya Goenka, Essex University.  
Dr Campbell Leith, Glasgow University.  
Dr Richard Mash, New College, Oxford.  
Prof Patrick Minford, Cardiff Business School.  
Dr Gulcin Ozkan, York University.  
Prof Joe Pearlman, London Metropolitan  
University.  
Prof Neil Rankin, Warwick University.  
Prof Lucio Sarno, Warwick University.  
Prof Eric Schaling, Rand Afrikaans University.  
Prof Peter N. Smith, York University.

Dr Frank Smets, European Central Bank.  
Dr Robert Sollis, Durham University.  
Dr Peter Tinsley, George Washington University  
and Federal Reserve Board.  
Dr Mark Weder, Humboldt Universität zu Berlin.

### Research Associates

Mr Nikola Bokan.  
Mr Michal Horvath.  
Ms Elisa Newby.  
Mr Qi Sun.  
Mr Alex Trew.

### Advisory Board

Prof Sumru Altug, Koç University.  
Prof V V Chari, Minnesota University.  
Prof John Driffill, Birkbeck College London.  
Dr Sean Holly, Director of the Department of  
Applied Economics, Cambridge University.  
Prof Seppo Honkapohja, Cambridge University.  
Dr Brian Lang, Principal of St Andrews University.  
Prof Anton Muscatelli, Glasgow University.  
Prof Charles Nolan, St Andrews University.  
Prof Peter Sinclair, Birmingham University and  
Bank of England.  
Prof Stephen J Turnovsky, Washington University.  
Mr Martin Weale, CBE, Director of the National  
Institute of Economic and Social Research.  
Prof Michael Wickens, York University.  
Prof Simon Wren-Lewis, Exeter University.

**THE CDMA CONFERENCE 2005**

Held in St. Andrews on the 9th and 10th of September 2005.

**PAPERS PRESENTED AT THE CONFERENCE, IN ORDER OF PRESENTATION:**

<b>Title</b>	<b>Author(s) (presenter in bold)</b>
Financial Deepening	Nobuhiro Kiyotaki (LSE) and <b>John Hardman Moore (LSE and Edinburgh)</b>
Uninsured Risks, Loan Risks and the Declining Equity Premium	Sanjay Banerjee (McGill) and <b>Parantap Basu (Durham)</b>
Computing Second-Order-Accurate Solutions for Rational Expectation Models using Linear Solution Methods	Giovanni Lombardo (ECB) and <b>Alan Sutherland (St Andrews)</b>
Accounting for Corruption: Taxes, the Shadow Economy, Endogenous Growth and Inflation	<b>Max Gillman (Cardiff)</b> and Michal Kejak (CERGE-EI)
Micro-Calibrated Phillips Curves for the Euro Area and Inflation Persistence	<b>Richard Mash (Oxford)</b>
The New Keynesian model's general equilibrium behaviour under rational indexation	Vo Phuong Mai Le (Cardiff) and <b>Patrick Minford (Cardiff and CEPR)</b>
Expansionary Effects of the Welfare State in a Small Open Economy	<b>Hassan Molana (Dundee)</b> and Catia Montagna (Dundee)
Unemployment, Labour Market Dynamics and the New Neoclassical Synthesis	<b>Richard Holt (Edinburgh)</b>
Optimal Monetary Policy When Lump-Sum Taxes Are Unavailable: A Reconsideration of the Outcomes under Commitment and Discretion	Martin Ellison (Warwick) and <b>Neil Rankin (Warwick)</b>
Fiscal Policy as a Stabilisation Device within EMU?	<b>Cambell Leith (Glasgow)</b> and Simon Wren-Lewis (Exeter)
Measuring Fiscal Sustainability	Vito Polito (York) and <b>Mike Wickens (York)</b>

See also the CDMA Working Paper series at [www.st-andrews.ac.uk/cdma/papers.html](http://www.st-andrews.ac.uk/cdma/papers.html).