



Discussion Paper Series

No.32

The Consortium Standard and Patent Pools

Reiko Aoki and Sadao Nagaoka

May 2004

**Hitotsubashi University Research Unit
for Statistical Analysis in Social Sciences**
A 21st-Century COE Program

Institute of Economic Research
Hitotsubashi University
Kunitachi, Tokyo, 186-8603 Japan
<http://hi-stat.ier.hit-u.ac.jp/>

The Consortium Standard and Patent Pools

Reiko Aoki* Sadao Nagaoka†

May 2004

Abstract

We examine patent pools in the context of a consortium standard. Although such pools of complementary technologies are approved by antitrust authorities, the actual implementation has proved to be problematic. We identify two possible obstacles: free riding and bargaining failure. We also examine the traditional RAND (reasonable and non-discriminatory) licensing condition. We suggest formation, licensing and rent distribution methods more conducive to a successful patent pool operation.

*Institute of Economic Research, Hitotsubashi University, aokirei@ier.hit-u.ac.jp

†Institute of Innovation Research, Hitotsubashi University, nagaoka@iir.hit-u.ac.jp.
We are indebted to comments from Yoshito Yasaki and other participants at “IT Innovation Workshop”, Hitotsubashi University, 4–5 March, 2004 and research assistance of Naotoshi Tsukada.

1 Introduction

In this paper we examine the current practices of a patent pool that is part of a consortium standard. A consortium standard is a collaborative venture of firms to promote a new technical standard. It can eventually be adopted by national or international standard setting bodies (a *de jure* standard) or become the *de facto* standard after winning the competition with other possible standards. A collaborative approach to standardization has become essential in the information and communication technology areas where speed of innovation and the world wide reach of the technologies have made compatibility and early establishment of a standard critical. Consortium standard is distinguished from a standard sponsored by a single firm in the following two respects. First, it involves multiple firms with different interests. Second, it adopts open licensing policy through its commitment to standard bodies such as ITU and ISO. Since a majority of the recent standards involve proprietary standards, patent pools have become an essential feature of consortiums. We look at the two sides of a patent pool: interactions among members and with users of the technology. A list of recent successful consortiums provided in Appendix 1.

Since such a consortium often involves collaboration among competitors, there is the question of how such collaboration can be designed to avoid becoming an anti-competitive device. The Cournot-Shapiro effect (Shapiro (2001)) means it is socially beneficial to bundle complementary patents. Recognizing this fact, the U.S. antitrust authority has stated that a patent pool of essential patents are not anticompetitive.¹ A patent is essential to a standard if the standard is not possible to implement without the infringing patented technology. Thus essential patents for a particular standard are always complementary implying it is socially desirable to have the set of patents form a pools and be licensed as a bundle.

Bundling patents has additional dynamic beneficial properties when they are

¹See Klein (1997) for the recent articulation of the policy of the US antitrust authority toward patent pools. See Gilbert (2002) and Priest (1977) for a historical overview of the U.S. policy toward patent pools.

part of a standard. Bundling improves not only consumer welfare but also the competitive position of a consortium standard relative to the standard controlled by a single firm. (See Nalebuff (2000) for a potentially huge competitive disadvantage of uncoordinated pricing of complements.) Second, the joint profit of firms is larger when the patents are bundled, since the unbundled prices exceed the profit maximizing price. Thus return from R&D investment will be greater when patents are bundled.

The Cournot-Shapiro analysis assumes strong complementarity of the technologies. That is, it is assumed that a user of the standard is willing to use each technology, even if each patent holder exercises its market power individually. A user, however, may choose not to use all of the technologies if the prices of the technologies are high. In this case, price of some technologies are subject to internal competition, in the sense that it is determined based on the maximum value which a user can obtain without using a specific patent (competition margin binds, according to the term used by Lerner and Tirole (2003)). However, as long as there is one or more “essential” patents which a user must employ in using that standard, individual uncoordinated pricing of technologies still results in excessive pricing due to double or more marginalization, and coordination of pricing results in lower price and higher joint profit of firms. Moreover, as shown by Lerner and Tirole (2003), the opportunities for an licensee to have an independent licensing contract with each patentee will help screen out the bundles of patents with the effect of price increase.

Efficient collaboration among the holders with complementary patents, including an adoption of free licensing policy with respect to a particular standard body, can increase the consumers’ welfare as well as the R&D profitability of the firms. However, such collaboration does not necessarily occur. An outsider of the patent pool can emerge, who does not join in the pool and licenses an essential patent independently from the pool. Although such a licensor may be still subject to the RAND (reasonable and non-discriminatory) conditions when it has participated in the standard development, his licensing term is not bound by the licensing policy

of the patent pool. In the worst case, a “submarine” patent may emerge after the adoption of the standard, as was the case of the Lemelson patent for the fax machine. The outsider who suddenly surfaces can charge whatever the market bears, causing the hold-up problem in addition to double marginalization. Another possibility is that a patent pool for a single standard may split, so that a licensee must obtain licenses separately from two or more group of the patentees. In the case of the DVD patent pool, a firm must obtain at least two independent licenses, one each from the 3C group and the 6C group. Such breakdown of an integrated patent pool not only raises the total price to be paid by licensees but also reduces the joint profit of the patentees.

The question is why we see the expected or un-expected emergence of an outsider and the split of the patent pool. In the next two sections we identify two major sources: free rider problem and bargaining failure due to heterogenous membership.

In Section 4 we focus on how a patent pool interacts with its users. In particular we examine the effectiveness of RAND as part of the consortium standard. Standard setting organizations which are willing to accommodate standards with non-free patents require the firms to commit themselves to licensing under RAND conditions (i.e., licensing under reasonable and non-discriminatory terms) for members of the organizations and often for the general public.² However, the economic rationale of RAND conditions has not been explicitly specified and there are many ambiguities on what they mean. We analyze whether non-discriminatory licensing ensures ex-post efficiency and whether there are any good grounds for the government (e.g., competition policy authority) to control the level of royalty, simply because it is coordinated price.

²There is an example of a standard body which maintains free IPR policy such as W3C. See Lemley (2002) for a comprehensive review of licensing policies of standard bodies.

2 The Free Rider Problem

First we introduce the basic framework. A firm that receives the licenses of all the patents necessary to implement the technology for royalty c_i for i -th patent will pay total of $\sum_i c_i$. Firm k 's optimal output $q_k(\sum_i c_i)$ maximizes its profit³. That is, it solves,

$$\max_q q(P_k(q, q_{-k}) - \sum_i c_i - \gamma),$$

where γ is the non-license marginal cost and $P_k(q, q_{-k})$ is firm k 's inverse demand function given other firms are producing $q_{-k} = (q_1, \dots, q_{k-1}, q_{k+1}, \dots, q_n)$ ⁴ when there are n licensees in total. The total demand for licenses will be,

$$q(\sum_i c_i) = \sum_k q_k(\sum_i c_i).$$

Because the patents are essential, this is also the demand for any one of the essential patents as well as demand for the bundle if the patents are bundled. We assume that $q' < 0$ and $q' + cq'' \leq 0$. When the patents are priced as a bundle by the patent pool, demand for the bundle will be function of the single bundle price c_0 instead of $\sum_i c_i$.

The incentive to remain an outsider or split away from a pool can be illustrated using Figure 1 where c_0 represents the license royalty set by a pool and c_1 the royalty set by an outsider. The reaction curve $R_0(c_1)$ shows how the pool's profit ($c_0(q(c_1 + c_0))$) maximizing royalty changes as the outsider's royalty changes. Since $q' + cq'' \leq 0$, it satisfies the first-order condition,

$$q(c_0 + c_1) + c_0 q'(c_0 + c_1) = 0. \tag{1}$$

³For instance, if the product market is a Cournot duopoly with linear demand $1 - Q$, Q , total output, then $q_k(\sum_i c_i + \gamma) = (1 - \sum_i c_i - 2\gamma + \gamma')/3$ where γ and γ' are this firm and rival's respective firm specific non-license marginal costs.

⁴We write $P_k(q, q_{-k})$ for generality, including heterogenous goods. If firms produced homogenous goods, then $q_{-k} = \sum_{j=1, j \neq k}^n q_j$.

The reaction curve is negatively sloped since the patents are complementary. Similarly, the reaction curve $R_1(c_0)$ shows how the royalty of the outsider changes as the pool royalty changes. This satisfies

$$q(c_1 + c_0) + c_1 q'(c_1 + c_0) = 0. \quad (2)$$

Since all patents (pool's and outsider's) are essential, two curves are entirely symmetric, irrespective of the relative number of the patents held by the pool and the outsider. The intersection is a Nash equilibrium (c_1^N, c_0^N) (Point N in Figure 1), which gives the outsider and the pool equal revenues since $c_1^N = c_0^N$. The iso-profit curve at the Nash equilibrium is denoted π_1^N .

If the outsider joins the pool, the new pool royalty c^* that maximizes pool revenue, $cq(c)$, satisfies the following first-order condition,

$$q(c^*) + c^* q'(c^*) = 0.$$

Equations (1) and (2) implies $q(c_1^N + c_0^N) + (c_1^N + c_0^N)q'(c_1^N + c_0^N) = c_0^N q'(c_1^N + c_0^N) < 0$ from which we have the Cournot-Shapiro effect,

$$c^* < c_1^N + c_0^N.$$

We can find the outsider's iso-profit curve when it becomes a pool member by identifying the appropriate point on the line $c_0 + c_1 = c^*$. If there are n members (including the outsider) in the pool, the relevant point is C where $c_1 = \frac{c^*}{n}$ since the outsider's share of pool revenue is $\frac{1}{n}$. The corresponding iso-profit curve is π_1' in Figure 1 (assumes $n \geq 3$). As a result of the integration of the outsider, royalty would fall and the joint profit would rise. However, if the pool's profit is distributed evenly among its members, the profit of the outsider is most likely to fall significantly, especially when the number of the pool membership is large. (The point C moves south east along $c_1 + c_0 = c^*$ as n increases).

Thus, not joining the pool is profitable as a unilateral conduct. The disin-

centive for joining the pool increases as the number of complementary patents increases, since the profit share of a particular member of the patent pool declines while what it can collect as an outsider increases with the value of the standard.⁵

The incentive to license independently as identified above is due to the free rider problem. Free rider problem arises when access to the good is not excludable, that is, it is a public good. In the case of a patent pool that supports a standard, the public good is not the technology, since they are patented and access to them can be controlled. The public good here is the demand for the standard. The outsider which has an essential patent related to the standard does not need permission from the other suppliers of the standard technologies to impose royalty on the users of the standard technology. If the outsider is also a user of the standard technology, his access to the demand can be controlled indirectly through licensing policy of the pool members. That is, the pool members can demand reciprocity in licensing to the outsider firm. It is important to note that the DOJ explicitly allows such clause as a device to support the viability of a patent pool against outsiders in its business review letter. However, such a clause is not effective at all on those outsiders who are specialized in licensing with respect to that standard.

A possible solution to this problem is to use the stage of choosing the standard as an opportunity to commit to a licensing through a patent pool. That is, a firm with an essential patent to the proposed standard is asked to disclose its willingness to license its patent collectively, not just its willingness to license its patent on the RAND conditions or for free on the reciprocity basis. In particular, a standard body can ask a firm with an essential patent holder to disclose whether it is:

1. Willing to license its essential patent for free on the reciprocity basis.
2. Willing to license its essential patent on RAND conditions on the reciprocity

⁵The above analysis assumed the Nash equilibrium of simultaneous pricing by the pool and the outsider. It is possible that the outsider moves first in price setting, since there is a first mover advantage. This is explored in Section 3.

basis.

3. Willing to license its essential patent on RAND conditions and collectively on the reciprocity basis.

A firm with an essential patent may commit itself to licensing through a patent pool (i.e. submitting the third patent statement), since otherwise a standard body may elect to choose an alternative standard, since the users of the standard will foresee a relatively high price of such standard due to double marginalization. If on the other hand, the standard is a unique one so that it has a substantial market power, a firm may still not commit to the collective licensing.

3 Heterogenous Membership

In this section we analyze the bargaining failure inherent in patent pools and explore possible solutions. Coalition formation literature has shown that even with open membership, the grand coalition may not form in equilibrium when there is asymmetry among firms (Belleflamme (2000)). We do note that the premises of his analysis is quite specific (firms are Cournot competitors and coalitions reduce marginal costs), not applicable to extent of asymmetry in our analysis. A simulation analysis by Axelrod et al. (1995) of the UNIX operating standard also demonstrates fragmentation from heterogeneity. Together with the Belleflamme result, we suspect a similar heterogeneity from preventing some firms to join the patent pool.

To demonstrate we extend the basic model to three types of firms that differ by vertical structure: insider manufacturing V-firm (vertically integrated firm), outsider manufacturing M-firm, and insider research R-firm. Insider means a firm in the patent pool, which collects specific royalty c from licensees. The patent pool has only 2 members, V and R firms, each of which has an essential patent. There are two licensees, V and M firms which produce very different products: each firm produces as a monopolist in respective separate but identical markets.

This allows us to focus only on significance of vertical structure of firms.⁶ Using the initial basic formulation, firm k 's inverse demand is,

$$P_k(q, q_{-k}) = P(q),$$

for any k . When the (total) royalty is c , M-firm always produces the monopoly output when marginal cost is c , denoted $q_M(c)$.

Patent Pool and Independent Licensing

When there is a patent pool charging the bundle price c , V-firm chooses output q to maximize,

$$(P(q) - c)q + \frac{q + q_M(c)}{2}c.$$

Reorganizing, we get

$$\left(P(q) - \frac{c}{2}\right)q + \frac{q_M(c)}{2}c.$$

The V-firm produces as if the marginal cost were $\frac{c}{2}$. We denote the maximum profit achieved with $q = q_V(c)$ by $\pi_V(c)$.

When V- and M-firms are producing optimally given c , R-firm's profit is,

$$\pi_R(c) = \frac{q_V(c) + q_M(c)}{2}c.$$

The pool sets royalty to maximize pool revenue $c(q_V(c) + q_M(c))$. This also maximizes patent R-firm's profit.

When firms license independently, V-firm chooses c_V and q simultaneously to maximize its profit. It is equivalent to maximizing⁷

$$\pi_V = (P(q_M(c_R)) - c_R)q_M(c_R) + q_M(c_V + c_R)c_V,$$

⁶There is no market interaction between M and V firms: V-firm has no incentive to raise royalty to raise rival's cost. See end of this section for details.

⁷V-firm's royalty revenue comes only from the M-firm and does not include own output. So V-firm chooses output equal to the monopoly output when marginal cost is c_R .

and R-firm chooses c_R to maximize

$$\pi_R = (q_V(c_R) + q_M(c_R + c_V)) c_R.$$

This is a non-cooperative game where the firms choose royalty (firm's strategy) simultaneously.

The following proposition characterizes the relationship between royalty set by a patent pool and royalties set independently.

Proposition 1. *When c^* , π_R^* , π_V^* are the patent pool revenue maximizing royalty and profits, and \hat{c}_R , \hat{c}_V , $\hat{\pi}_R$, $\hat{\pi}_V$ are equilibrium royalties and profits when R- and V-firms set them independently, then*

$$(i) \ c^* < \hat{c}_R + \hat{c}_V, \quad \hat{c}_R > \hat{c}_V, \quad \hat{c}_R > \frac{c^*}{2},$$

$$(ii) \ \hat{\pi}_R + \hat{\pi}_V < \pi_R^* + \pi_V^*, \quad \hat{\pi}_V < \pi_V^*.$$

The proposition is summarized in Figure 2. (The proof is in Appendix 2.) β_V and β_R are best-response correspondences and are downward sloping since the royalties are strategic substitutes. R-firm's response correspondence is steeper because its royalty affects outputs of both M- and V-firms. V-firm only gets revenue from M-firm. Thus for the same increase of rival royalty, R-firms reduces its royalty. Both firms charge the same royalty, c_m , if it were the sole licensor, equivalent to 0 rival royalty.⁸ This implies the Nash equilibrium (point *IE*) must be under the 45 degree line ($c_R = c_V$), i.e., $\hat{c}_R > \hat{c}_V$. A firm's independent licensing profit will be the same as patent pool licensing if the royalties were $c_R = c_V = \frac{c^*}{2}$ (point *RY*). Both firms find it profitable to unilaterally raise profit from this level (Cournot-Shapiro effect). This implies $c^* < \hat{c}_R + \hat{c}_V$.

Since R-firm's profit is the same as that of the patent pool revenue, the highest level along 45 degree line is at c^* (as drawn in Figure 2). V-firm's profit decreases monotonically in total royalty along the 45 degree line and with rival royalty, c_R ,

⁸Exact definition is in the proof.

along its own best-response correspondence. This implies $\hat{\pi}_V < \pi_V^*$. The sum of R-firm and V-firms is

$$(c_R + c_V)q_M(c_R + c_V) + P(q_V(c_R))q_V(c_R).$$

The first term is decreasing in total royalty in the relevant region and thus is higher with patent pool royalty c^* . The second term is also decreasing in c_R . Thus aggregate profit will be larger with patent pool royalty c^* . R-firm's profit may be higher or lower by licensing independently. In Figure 2, R-firm is better-off (as in the following case of linear demand). But the equilibrium IE may be on a lower iso-profit line. R-firm always has incentive to deviate from a patent pool but independent licensing may make it worse off .

Bargaining Failure

We investigate the relationship further by assuming the product market has linear demand $P(q) = 1 - q$. Profits with patent pool royalty c are,

$$\pi_V(c) = \frac{1}{4} - \frac{3c^2}{16}, \quad \pi_R(c) = \frac{c}{2} \left(1 - \frac{3}{4}c\right), \quad \pi(c) = \frac{1}{4} + \frac{c}{2} - \frac{9}{16}c^2,$$

where $\pi(c) = \pi_V(c) + \pi_R(c)$. Note that the V-firm has the same incentive as the M-firm in that it wants c to be as low as possible. Of course this will not be desirable for the R-firm. Although the R-firm would not like the royalty to be too high since it reduces demand, it finds its profit increasing in c when c is small. That is, $\pi_R(c)$ is increasing in c for $c \leq \frac{2}{3}$ and decreasing for larger c 's.

We can highlight the trade-off by drawing a curve in (π_R, π_V) space by plotting $(\pi_R(c), \pi_V(c))$ for $0 \leq c \leq 1$. We will refer to this as the frontier (Figure 3). The frontier is on the vertical axis when $c = 0$ since $\pi_R(0) = 0$. Raising royalty benefits R-firm and hurts the V-firm. However the trade-off is not one to one because the V-firm will adjust output. It is downward sloping until $c = \frac{2}{3}$. Then it is upward sloping until the curve ends at $(\frac{1}{8}, \frac{1}{16})$ corresponding to $c = 1$. Making

royalty too high is not good for both firms.

If the pool sets royalty to maximize revenue, then the royalty should be $c^* = \frac{2}{3}$. In this case,

$$\pi_V^* = \pi_V\left(\frac{2}{3}\right) = \frac{3}{16}, \quad \pi_R^* = \pi_R\left(\frac{2}{3}\right) = \frac{1}{8}, \quad \pi^* = \pi\left(\frac{2}{3}\right) = \frac{5}{16}.$$

Outputs will be $\frac{1}{4}$ each and the total $\frac{1}{2}$. This would be most desirable royalty for the R-firm. The frontier is vertical at this point. (This is point RY in Figures 2 and 3).

If the pool sets royalty to maximize the joint profit of the V- and R-firms, $\pi(c)$, then the royalty is $c^{PF} = \frac{4}{9}$. Profits are,

$$\pi_V^{PF} = \pi_V\left(\frac{4}{9}\right) = \frac{23}{108}, \quad \pi_R^{PF} = \pi_R\left(\frac{4}{9}\right) = \frac{4}{27}, \quad \pi^{PF} = \pi\left(\frac{4}{9}\right) = \frac{13}{36}.$$

This is the point farthest from the origin on the frontier. (This is point PF in Figure 3).

If the firms license independently, the Nash equilibrium royalties are,

$$\hat{c}_V = \frac{2}{7}, \quad \hat{c}_R = \frac{3}{7}.$$

Recall that royalty rates are strategic substitutes for essential patents. The equilibrium profits are,

$$\hat{\pi}_V = \frac{6}{49}, \quad \hat{\pi}_R = \frac{9}{49}, \quad \hat{\pi} = \frac{15}{49} < \pi^*.$$

The point is marked IE in Figures 2 and 3. V-firm has lower profit than the R-firm. R-firm is better off than the patent pool.

If R-firm moves first, then it will set royalty level $c_R^S = \frac{1}{2}$. V-firm chooses $c_V^S = \frac{1}{4}$. Profits are,

$$\pi_V^{SQ} = \frac{3}{32}, \quad \pi_R^{SQ} = \frac{3}{16}, \quad \pi^{SQ} = \frac{9}{32}.$$

R-firm's profit increases but V-firm loses out. This corresponds to point SQ in Figure 3.

Both points IE and SQ are outside the frontier. Independent licensing is more attractive to the R-firm than a patent pool while the V-firm always prefers the pool. We also note that revenue maximizing is not the best option for the patent pool as a whole.

The aggregate profit is largest when $c = c^{PF}$. Both simultaneous independent and R first mover licensing result in smaller total profit. The total profits are even lower than with the revenue maximizing royalty, c^* . This means that the V-firm would be better off if it give what R-firm would achieve as a first-mover to induce R-firm to join the pool. Because point SQ is outside the frontier, this allocation that guarantees R-firm enough to join cannot be achieved by splitting the pool revenue according to patents. It must be achieved in form of a transfer payment.

If V-firm could commit not to increase output beyond $q_M(c) = \frac{1-c}{2}$ to $q_V(c) = (1 - \frac{c}{2})$, then V-firm's profit will be higher when c is set to maximize patent pool revenue. In this case, the royalty will be $c = \frac{1}{2}$, both firms produce $\frac{1}{4}$, and total output is $\frac{1}{2}$ which is equal to $q_V(\frac{2}{3}) + q_M(\frac{2}{3})$.

Downstream market is oligopolistic

If V- and M-firms are oligopolists in the product market, their outputs will reflect the strategic interaction. The competition will increase total output given a level of royalty. This means greater royalty revenue. With a pool, the cost faced by the two firms will be identical. However, aggregate output is decreasing in the common marginal cost. Thus if the optimal royalty level will be lower or higher is not clear. This means R-firm is better off with downstream competition but V-firm's pool revenue will increase but production profit may decrease.

When firms set royalties independently, V-firm will be able to raise rival cost by increasing royalty. This gives incentive for V-firm to raise its own royalty. R-firm will be worse off as result and will charge lower royalty in equilibrium since they are substitutes. V-firm will be better off since it pays lower royalty.

4 Analysis of RAND Conditions

In this section we explore what the RAND condition achieves, given that the co-operation among firms for a standard is secured.

We start with the model with three types of firms: V, M and R. We now assume the number of firms of each type are v , m and r respectively. Both V and M-firms must obtain a license from the pool to produce. We denote T-firm's output by q_T , price by p_T , and profit by π_T . Vertical firm's profit comes from both royalty and production:

$$\pi_V = (p_V - c)q_V + \frac{cQ}{v + r},$$

where $Q = vq_V + mq_M$ is the total output. M-firm has no royalty revenue:

$$\pi_M = (p_M - c)q_M,$$

while R-firm has only royalty revenue:

$$\pi_R = \frac{cQ}{v + r}.$$

We assume the same type of firms behave identically.

We consider a two stage game: the royalty fee c is set by the pool in the first stage. In the second stage, firms that manufacture choose prices (outputs) non-cooperatively. We assume zero manufacturing cost so that the only cost will be the license royalty, c . We consider two extreme cases: when products are perfect substitutes (homogeneous product) and when each firm is a local monopolist. The first case would correspond to the case where the firm specific complementary assets, i.e. assets complementary to the standard technology such as manufacturing know-how, are not important. The second case would correspond to the case where the standard can support a number of applications for which each firm develops specialized complementary assets.⁹

⁹Remarks regarding the case of downstream oligopoly at end of previous section would apply here also.

Perfect competition in manufacturing

Bertrand competition with homogeneous goods results in marginal cost pricing,

$$p_V = p_M = c.$$

Given marginal cost pricing in manufacturing, there is no markup so that there is no inefficiency due to double marginalization when a patent pool is successful in bundling all complementary patents. In this case, the vertically integrated firm gets profit only from R&D, so that there are no divergence of interests between the vertically integrated firms and research firm,

$$\pi_R = \frac{cQ}{v+r}, \quad \pi_V = \frac{cQ}{v+r}.$$

The pool chooses the royalty rate (c^*) to maximize Qc subject to competition with alternative standards. The RAND conditions require the pool to apply the rate c^* to all licensees. In the case of Bertrand competition in manufacturing, this nondiscriminatory application of the royalty rate insures the efficient manufacturing. Only a firm with the lowest manufacturing cost serves the market, irrespective of whether it is an insider or an outsider. It also generates the maximum profit for R&D. Thus, non-discrimination is feasible and efficient.

Let us go back one step further and consider the member firm i 's R&D investment decision (k_i). We assume that such investment improves the quality of the standard. Each firm has the following ex-ante profit:

$$\max \frac{Q(k_1, k_2, \dots, k_n)c}{n} - k_i.$$

Under the revenue sharing scheme where revenue is divided equally among members, each firm can obtain only one n -th of the increased licensing revenue from quality improvement of the standard as result of investment. Thus such a scheme causes a large scale underinvestment in R&D compared to what is collectively

optimal.¹⁰ The degree of underinvestment will be very large when the pool membership is large. This inefficiency obviously handicaps the consortium standard relative to a closed standard sponsored by a single firm. The only solution is to allocate pool revenue according to contribution to the pool revenue. Some scheme to evaluate the contribution of each patent must be devised to address this underinvestment problem. Given such an underinvestment problem, there is no economic ground for a government to suppress the royalty rate agreed by the pool.¹¹ Such intervention only exacerbates the underinvestment problem.

Local monopoly

Assume that each firm serves its own market, i.e., each firm is a monopolist in its own market. Each firm chooses the profit maximization price, for a given royalty c . Thus there is a positive markup for a manufacturing firm and for a manufacturing operation of a vertically integrated firm. Any positive per use charge causes the problem of double marginalization.

In this case, non-discriminatory licensing does not ensure ex-post manufacturing efficiency. The perceived marginal cost is lower for an insider vertically integrated firm than the outsider manufacturing firm, since it perceives the gain from output expansion both from its sales of output and through royalty income:

$$\frac{\partial \pi_V}{\partial q_V} = \frac{\partial}{\partial q_V} (P(q_V)q_V) - \left(1 - \frac{1}{v+r}\right)c.$$

Thus, the non-discriminatory application of royalty in fact does not insure the efficient entry in manufacturing. However, the advantage of being an insider becomes smaller as the number of the members of the patent pool increases. Since a number of firms supplying technologies to a patent pool is usually large, this effect

¹⁰The benchmark is the investment when the standard is controlled by a single firm. Such firm may overinvest or underinvest in the quality of the standard, depending on the relationship between the valuation of a marginal consumer and that of a average consumer.

¹¹Note that any dynamic concern of pricing, such as penetration pricing for promoting the diffusion of a standard, can be internalized by a patent pool.

may be negligible.

Let us look at the determination of the level of royalty. As analyzed in Section 3, three types of firms have different interests regarding the level of royalty, c . Since price is chosen optimally for each c , by the Envelope Theorem, we have,

$$\frac{\partial \pi_V}{\partial c} = -q_V + \frac{1}{v+r} \frac{\partial(Qc)}{\partial c}.$$

We can make several observations. First the outsider manufacturing firm wants the minimal price, since the second term does not exist. The insider research firm wants a higher price, since there is no first term. The vertically integrated firm is in the middle ground. It wants to balance its production profit and royalty revenue. The outcome would mainly depend on the negotiations between insider manufacturing firms, and insider research firms, as well as on competition with the other standards.

Secondly, higher royalty increases reward to R&D but exacerbates the problem of double marginalization. The price of zero for technology is the most efficient price ex-post but it gives no return on R&D by research firms. Thus, there is a clear trade-off between ex-post efficiency and ex-ante incentive. Given the dilution problem of R&D incentive identified above, there seems to be no good ground for a government to suppress the royalty even though it is high due to double marginalization. The solution to the tradeoff cannot come from the government intervention in pricing. Instead, a lump-sum payment to the insider research firm may alleviate the above inefficiency. Buy-out of the IPR of the research firms would be an alternative, although such financing scheme may not be easily available for a technology coalition.

While we discussed the effect on manufacturing efficiency of non-discriminatory licensing policy, we have not discussed why this might be beneficial in the context of dynamic competition. Carlton and Gertner (2003) have argued that one advantage of an open source system to a proprietary system is that it makes it possible for anyone to make improvements. The system is able to improve or permutate according to needs more easily. Although a consortium standard depends

on patented technology, its commitment to give access to anyone who requires at a “reasonable” price allows outsiders to improve the technology as with the open system.

5 Conclusion

We have identified two possible obstacles to a successful implementation patent pools: free riding and bargaining failure. Once the standard has been established, it is not possible to exclude a firm of an essential patent from accessing the demand for the standard (i.e. collecting royalty from the users of the patent). Patents can only be used to control access to the technologies implementing the standard. We have shown that the non-cooperative outcomes of licensing are not achievable by transfer of rents by per patent split. This is because the royalty alone cannot both increase patent revenue and allocate rents among heterogeneous members at the same time. Thus, while it is easy to argue why a patent pool bundling complementary patents are socially desirable, the reality is that patent pools can be difficult to organize and to maintain.

Our results suggest that both the RAND licensing scheme and the way to allocate rents among pool members need to be changed to accommodate the heterogeneous membership. The heterogeneity of membership makes the “reasonable” royalty policy more difficult to implement. This is because the relationship between royalty rate and revenue differs between research firms that only have patent revenue and vertically integrated firms that also have production profit as well as patent revenue. One might think that charging sufficiently high royalty will transfer production profit from vertical firms to research firms in addition. Unfortunately this transfer also reduces the size of the total pool revenue by compounding the harm of double-marginalization. Thus it is impossible to transfer enough revenue to make it profitable for a research firm to join a pool instead licensing independently. This result suggests that there should be extra distribution to research firms to compensate for the lack of production profits. Requiring all

members of the pool to be treated equally could be source of patent pool's demise.

The current system of allocating pool rents according to patent numbers is also detrimental to innovation. Firms may significantly underinvest in quality of the standard since it is unable to obtain appropriate return on its R&D investment. Improving the dynamic incentive of the consortium standard will be important, since it may have to compete with a closed proprietary standard, which has a handicap in innovation but has an clear advantage in appropriation.

Finally let us turn to policy issues. Although it is very important for a competition authority to deter the formation of a pools are anticompetitive, it would be detrimental to competition and innovation for a government to condition the approval of the pool on low royalty rate. Once the pool is judged to be a bundle of complementary patents, it should be free to set the royalty rate. On the other hand, a government intervention may be warranted to prevent the free riding on the pool by an outsider which surfaces after the standard is set.

Appendix 1: Recent Standard Patent Pools

Name, Year	Admin.	Members	Licensing Policy	Patents	Other Info.
MPEG 2, 1997	MPEG LA	Originally 13 firms, 1 university; And any firm that has an essential patent can participate; currently 22 firms, 1 univ.	<ol style="list-style-type: none"> 1. The contract term is from 10 and a half to 15 and a half years. 2. For MPEG-2 decoding products, the royalty is US \$4.00 for each decode unit. A royalty of US \$6 per unit applies to Consumer Products having both encoding and decoding capabilities. (Both of which prior to Jan. 1, 2002, and \$2.50 from Jan. 1, 2002.) Etc. 3. Licensees have the right to renew for successive five-year periods for the life of any MPEG-2 Patent Portfolio Patent, subject to reasonable amendment of royalty terms and rates (not to increase by more than 25%). 4. New Licensors and essential patents may be added at no additional cost. 	Originally 27 patents; currently over 640.	<ol style="list-style-type: none"> 1. Each firms can license independently. 2. The allocation of royalties depends on the share of patents contributed to the pool.
DVD(3C), 1998	Philips	Philips, Sony, Pioneer	<ol style="list-style-type: none"> 1. The contract term is 10 years. 2. Commitment to royalty (royalties of 3.5% of the net selling price for each player sold, subject to a minimum fee of \$7 per unit, which drops to \$5 as of Jan. 1, 2000 and \$.05 per disc sold.) 3. A most favorable conditions clause. 4. An obligation for licensee to grant-back any essential patent on fair, reasonable and non-discriminatory terms. 	115 patents for the manufacture of DVD players, 95 patents for the manufacture of the discs. Future essential patents	<ol style="list-style-type: none"> 1. Each firms can license independently. 2. The allocation of royalties is not a function of the number of patents contributed to the pool.
DVD(6C), 1998	Toshiba	Hitachi, Matsushita, Mitsubishi Electric, Time Warner, Toshiba, Victor Company of Japan	<ol style="list-style-type: none"> 1. The contracts run until Dec. 31, 2007 and renew automatically for 5-years terms thereafter. 2. Commitment to royalty (royalties of \$.075 per DVD Disc and 4% of the net sales price of DVD players and DVD decoders, with a minimum royalty of \$4.00 per player or decoder) 3. A most-favored-nations clause 4. An obligation for licensee to grantback any essential patent on fair, reasonable and non-discriminatory terms. 	All the present and future essential patents	<ol style="list-style-type: none"> 1. Each firms can license independently. 2. The allocation of royalties depends on the share of patents contributed to the pool.

Continued on next page.

Recent Standard Patent Pools (Cont'd)

Name, Year	Admin.	Members	Licensing Policy	Patents	Other Info.
3G Platform*	3G Patent Ltd**	19 firms (8 operators, 11 manufacturers)	<ol style="list-style-type: none"> 1. Maximum Cumulative Royalty is 5%. 2. Standard Royalty Rate per certified essential patent is 0.1% (However, the option to negotiate a bi-lateral agreement is available) 	All the essential patents of the member firms	<ol style="list-style-type: none"> 1. Members able to by-pass and license independently with mutually agreeable terms. 2. The allocation of royalties depends on the share of patents contributed to the pool.

Source: Nagata(2002); <http://www.3gpatents.com>; <http://www.mpegla.com>; DOJ Review Letter from Joel Klein to Carey R. Ramos, June 10, 1999; DOJ Review Letter from Joel Klein to Gerrard R. Beeny, December 16, 1998.

20

* The licensing of certified essential patents will be undertaken by separate licensing companies ("Platform Companies") which are specific to a particular radio access technology e.g. W-CDMA, cdma2000, TD-CDMA, etc. The members of the Platform Companies are the owners of certified essential patents.

** The Platform Company for the 3G systems based on the W-CDMA technology was formed in September 2003 (PlatformWCDMA Limited or "PlatformWCDMA"). PlatformWCDMA will offer licenses under the W-CDMA Patent Licensing Programme which was launched officially on the 24 March 2004. The W-CDMA Patent Licensing Programme became effective 1 January 2004.

Appendix 2: Proof of Proposition 1

Proposition 1. *When c^* , π_R^* , π_V^* are the patent pool revenue maximizing royalty and profits, and \hat{c}_R , \hat{c}_V , $\hat{\pi}_R$, $\hat{\pi}_V$ are equilibrium royalties and profits when R- and V-firms set them independently, then*

$$(i) \ c^* < \hat{c}_R + \hat{c}_V, \quad \hat{c}_R > \hat{c}_V, \quad \hat{c}_R > \frac{c^*}{2},$$

$$(ii) \ \hat{\pi}_R + \hat{\pi}_V < \pi_R^* + \pi_V^*, \quad \hat{\pi}_V < \pi_V^*.$$

Let the inverse demand be $P(q)$. We denote by $q_m(\gamma)$ the monopoly profit when marginal cost is γ . That is, it is the solution to the first-order condition,

$$\max_q (P(q) - \gamma) q.$$

We denote by c_m , the royalty rate that maximizes revenue $\gamma q_m(\gamma)$. We assume that the second-order condition,

$$2cq'_m(c) + q''_m(c) \leq 0, \tag{3}$$

so that it satisfies, the first-order condition,

$$q_m(c_m) + c_m q'_m(c_m) = 0. \tag{4}$$

The profits of R- and V-firms when they constitute the patent pool are,

$$\pi_R(c) = \frac{c}{2} \left(q_m(c) + q_m\left(\frac{c}{2}\right) \right),$$

$$\pi_V(c) = \frac{c}{2} q_m(c) + \left(P\left(q_m\left(\frac{c}{2}\right)\right) - \frac{c}{2} \right) q_m\left(\frac{c}{2}\right).$$

Royalty c^* maximizes pool revenue and satisfies,

$$c^* \left(q'_m(c^*) + \frac{1}{2} q'_m\left(\frac{c^*}{2}\right) \right) + q_m(c^*) + q_m\left(\frac{c^*}{2}\right) = 0. \tag{5}$$

Claim 1.

$$c_m < c^* < 2c_m.$$

Proof. It follows from (4) and (5). \square

The profits when the two firms set royalties independently are,

$$\begin{aligned}\pi_R^I(c_R, c_V) &= c_R (q_m(c_R + c_V) + q_m(c_R)), \\ \pi_V^I(c_R, c_V) &= c_V q_m(c_V + c_R) + (P(q_m(c_R) - c_R) q_m(c_R)).\end{aligned}$$

Denote by $\beta_R(c_V)$ and $\beta_V(c_R)$ the best-response correspondences when firms set royalties independently. They are solutions to the two first-order conditions

$$\begin{aligned}\frac{\partial \pi_R^I}{\partial c_R} &= c_R (q'_m(c_R + c_V) + q'_m(c_R)) + q_m(c_R + c_V) + q_m(c_R) = 0, \quad (6) \\ \frac{\partial \pi_V^I}{\partial c_V} &= c_V q'_m(c_R + c_V) + q_m(c_R + c_V) = 0.\end{aligned}$$

Claim 2.

$$-1 < \beta'_R(c_V) < 0, \quad -1 < \beta'_V(c_R) < 0.$$

Proof.

$$\begin{aligned}\frac{\partial^2 \pi_R^I}{\partial c_V \partial c_R} &= q'_m(c_R + c_V) + c_R q_m(c_R + c_V) \leq 0, \\ \frac{\partial^2 \pi_R^I}{\partial c_R^2} &= c_R q''_m(c_R + c_V) + 2q'_m(c_R + c_V) + c_R q''_m(c_R) + 2 + 2q'_m(c_R) < 0.\end{aligned}$$

The inequalities follow from (3). Since

$$\beta'_R = -\frac{\partial^2 \pi_R^I}{\partial c_V \partial c_R} / \frac{\partial^2 \pi_R^I}{\partial c_R^2},$$

and $q'_m(c_R + c_V) < 0$, so that the ratio must be greater than -1. \square

Claim 3.

$$\beta_V(0) = c_m, \quad \beta_R(0) = c_m.$$

Proof. Substituting $c_R = c_m$ and $c_V = 0$ into (6) yields

$$2q_m(c_m) + c_m 2q'_m(c_m).$$

This is zero from (4) implying $\beta_R(0) = c_m$. Similarly for β_V . \square

Claim 4. (i) $c_R = \beta_R(c_V)$ intersects the line $c_R + c_V = c^*$ below the line $c_R = c_V$ (45 degree line).

(ii) $c_V = \beta_V(c_R)$ intersects the line $c_R = c_V$ above $c_R = c_V = \frac{c^*}{2}$.

(iii) Intersection of $c_R = \beta_R(c_V)$ and the line $c_R = c_V$ is northeast (higher along the 45 degree line) of intersection of $c_V = \beta_V(c_R)$ and the line $c_R = c_V$.

Proof. We first show

$$\frac{\partial \pi_R^I}{\partial c_R} \Big|_{c_R=c_V=\frac{c^*}{2}} = c^* q'_m(c^*) + \frac{c^*}{2} q'_m\left(\frac{c^*}{2}\right) q_m(c^*) + q_m\left(\frac{c^*}{2}\right) - \frac{c^*}{2} q'_m(c^*) = -\frac{c^*}{2} q'_m(c^*) > 0.$$

The last inequality follows from (5). This implies part (i).

Denote the intersection of $c_R = \beta_R(c_V)$ and line $c_R + c_V = c^*$ by $(\bar{c}_R, c^* - \bar{c}_R)$.

Since this is on β_R ,

$$q_m(c^*) + \bar{c}_R q'_m(c^*) + q_m(\bar{c}_R) + \bar{c}_R q'_m(c^*) + \bar{c}_R q'_m(\bar{c}_R) = 0.$$

Since $\bar{c}_R < c_m$, the sum of the last two terms is positive. The sum of the first two terms must be negative and we have

$$\bar{c}_R < -\frac{q_m(c^*)}{q'_m(c^*)}.$$

Since $\frac{c^*}{2} < \bar{c}_R$, we have

$$\frac{\partial \pi_V^I}{\partial c_V} \Big|_{c_R=c_V=\frac{c^*}{2}} = q_m(c^*) + \frac{c^*}{2} q'_m(c^*) > 0.$$

This implies part (ii).

Suppose $c_R = \beta_R(c_V)$ intersects line $c_R = c_V$ at $c_R = c_V = z$. It must satisfy (6):

$$q_m(2z) + zq'_m(2z) + q_m(z) + zq'_m(z) = 0.$$

The sum of last two terms must be positive since $z < c_m$. Thus we have

$$\frac{\partial \pi_V^I}{\partial c_V} \Big|_{c_R=c_V=z} = q_m(2z) + zq'_m(2z) < 0.$$

This shows part (iii). □

The proceeding claims are summarized in Figure 2. The part (i) of the proposition follows: Nash Equilibrium lies below the 45 degree line, it is above the line $c_R + c_V = \frac{c^*}{2}$, and to the left of the point RY .

To show part (ii) of the proposition, we first calculate the total of the firm profits:

$$\begin{aligned} \pi_R(c^*) + \pi_V(c^*) &= c^* q_m(c^*) + P(q_m(\frac{c^*}{2})) q_m(\frac{c^*}{2}), \\ \pi_R(\hat{c}_R, \hat{c}_V) + \pi_V(\hat{c}_R, \hat{c}_V) &= (\hat{c}_R + \hat{c}_V) q_m(\hat{c}_R + \hat{c}_V) + P(q_m(\hat{c}_R)) q_m(\hat{c}_R). \end{aligned}$$

Since $c^* < c_m$, the first term is an increasing function on the interval $(\hat{c}_R + \hat{c}_V, c^*)$. The second term is a decreasing function and $\hat{c}_R > \frac{c^*}{2}$. This implies $\pi_R(c^*) + \pi_V(c^*) > \pi_R(\hat{c}_R, \hat{c}_V) + \pi_V(\hat{c}_R, \hat{c}_V)$. This implies first inequality of proposition's part (ii).

To show the second inequality, first we note that $\pi_V^I(\frac{c}{2}, \frac{c}{2})$ is decreasing in c :

$$\frac{\partial \pi_V^I(\frac{c}{2}, \frac{c}{2})}{\partial c} = \frac{1}{2} \left(q'_m(c)c + q_m(c) - q_m(\frac{c}{2}) \right) < 0.$$

This implies $\pi_V^I(c_R, c_V)$ is decreasing along $c_R = c_V = \frac{c}{2}$ (45 degree line). So profit is lower at the intersection of 45 line and β_V than at $c_R = c_V = \frac{c^*}{2}$. Since $\pi_V^I(c_R, c_V)$ is decreasing in c_R along β_V , profit is lower at IE than at the intersection. Thus we have the second inequality.

References

- ROBERT AXELROD, WILL MITCHEL, ROBERT E. THOMAS, D. SCOTT BENNET, AND ERHARD BRUDERER (1995): “Coalition Formation in Standard-setting Alliances,” *Management Science*, 41(9), 1493–1508, .
- PAUL BELLEFLAMME (2000): “Stable Coalition Structures with Open Membership and Asymmetric Firms,” *Games and Economic Behavior*, 30(1), 1–21.
- DENNIS W. CARLTON AND ROBERT H. GERTNER (2003): *Innovation Policy and the Economy, Volume 3*, chapter Intellectual Property, Antitrust, and Strategic Behavior, National Bureau of Economic Research, MIT Press.
- RICHARD GILBERT (2002): “Antitrust for Patent Pools: A Century of Evolution,” *Stanford Technology Law Review*, forthcoming.
- JOEL I. KLEIN (1997): “Cross-licensing and Antitrust Law,” Address before the American Intellectual Property Law Association.
- MARK A. LEMLEY (2002): “Intellectual Property Rights and Standard-Setting Organizations,” *California Law Review*, 90(1889).
- JOSHUA LERNER AND JEAN TIROLE (2003): “Efficient Patent Pools,” .
- SADAO NAGAOKA (2002): “Gijutsu Hyoujun-eno Kigyoukan Kyouryoku: Patento Puuru no Keizaigaku (Firm Cooperation for Technical Standards: Economics of Patent Pools),” *Soshiki Kagaku*, 35(3), 35–48, In Japanese.
- SADAO NAGAOKA (2004): “Policy Issues in Efficient Collaboration through a Patent Pool,” Histotsubashi University.
- BARRY NALEBUFF (2000): “Competing Against Bundles,” *Yale School of Management Working Paper*, No. ES-02.
- GEORGE PRIEST (1977): “Cartels and Patent License Arrangements,” *Journal of Law and Economics*, 20, 302–377.

CARL SHAPIRO (2001): “Navigating the Patent Thicket: Cross License, Patent Pools and Standard-Setting,” in *Innovation Policy and the Economy*, edited by Adam Jaffe, Joshua Lerner, and Scott Stern, MIT Press.

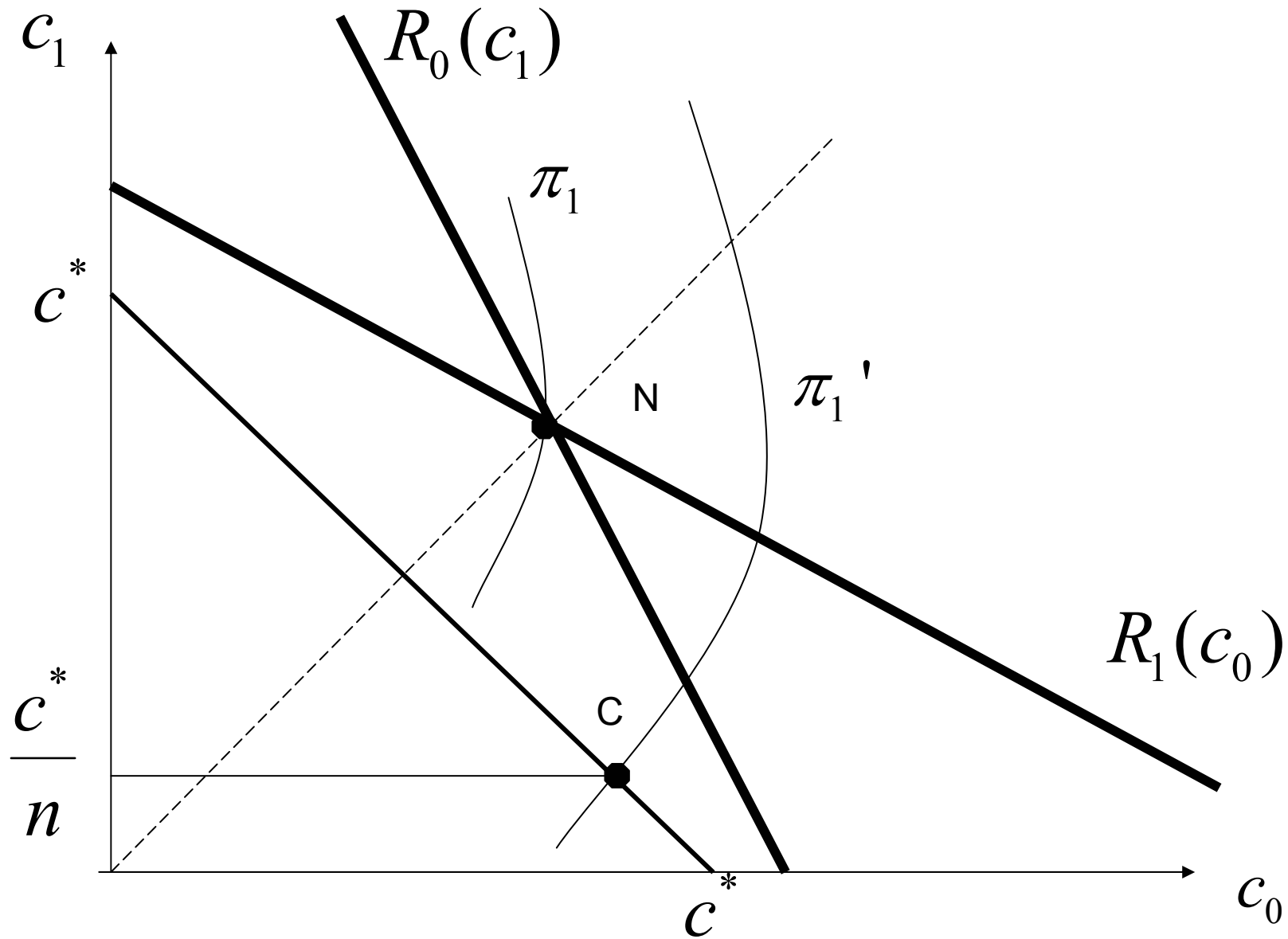


Figure 1 : Patent Pool and Outsider

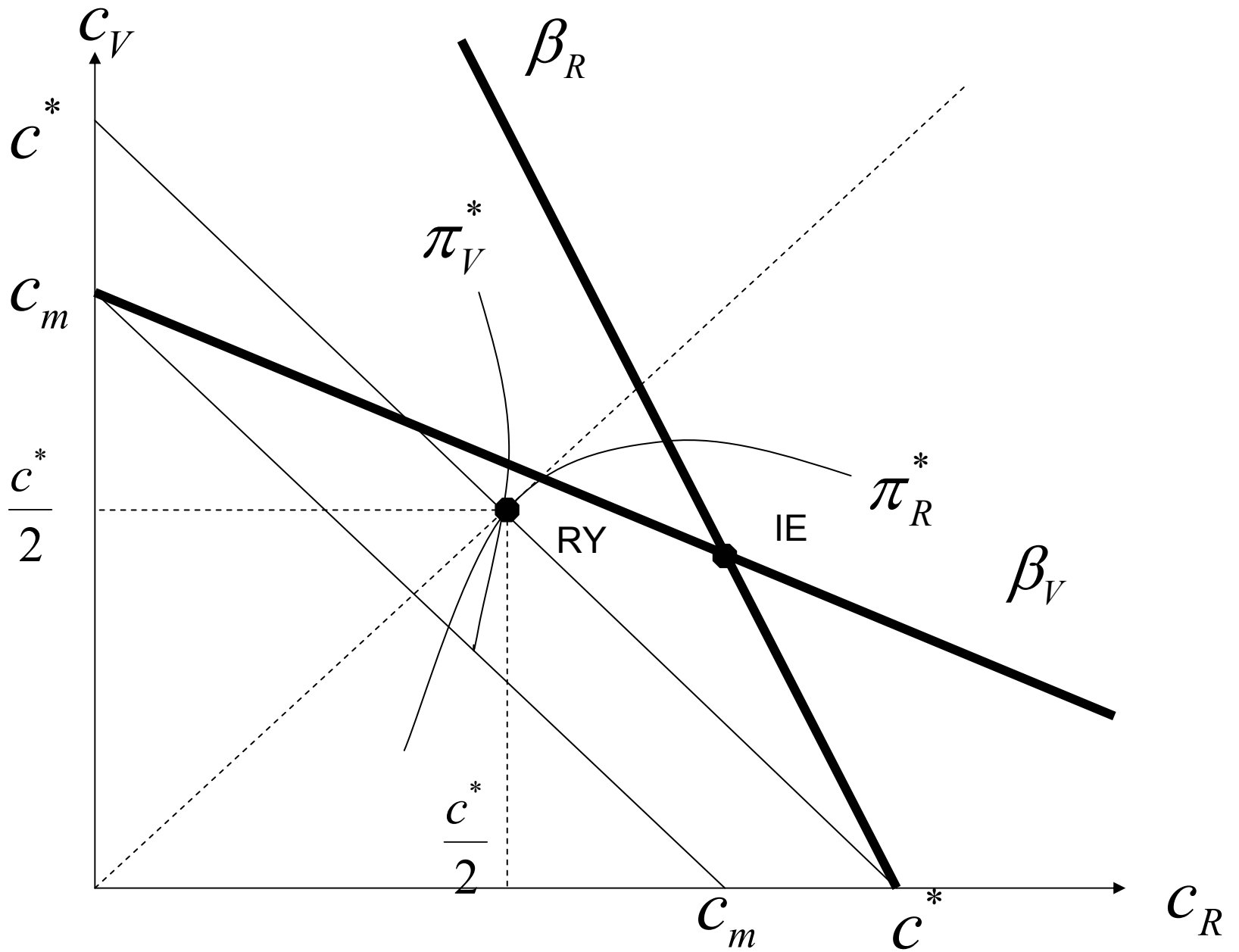


Figure 2 : Patent Pool and Indendent Licensing

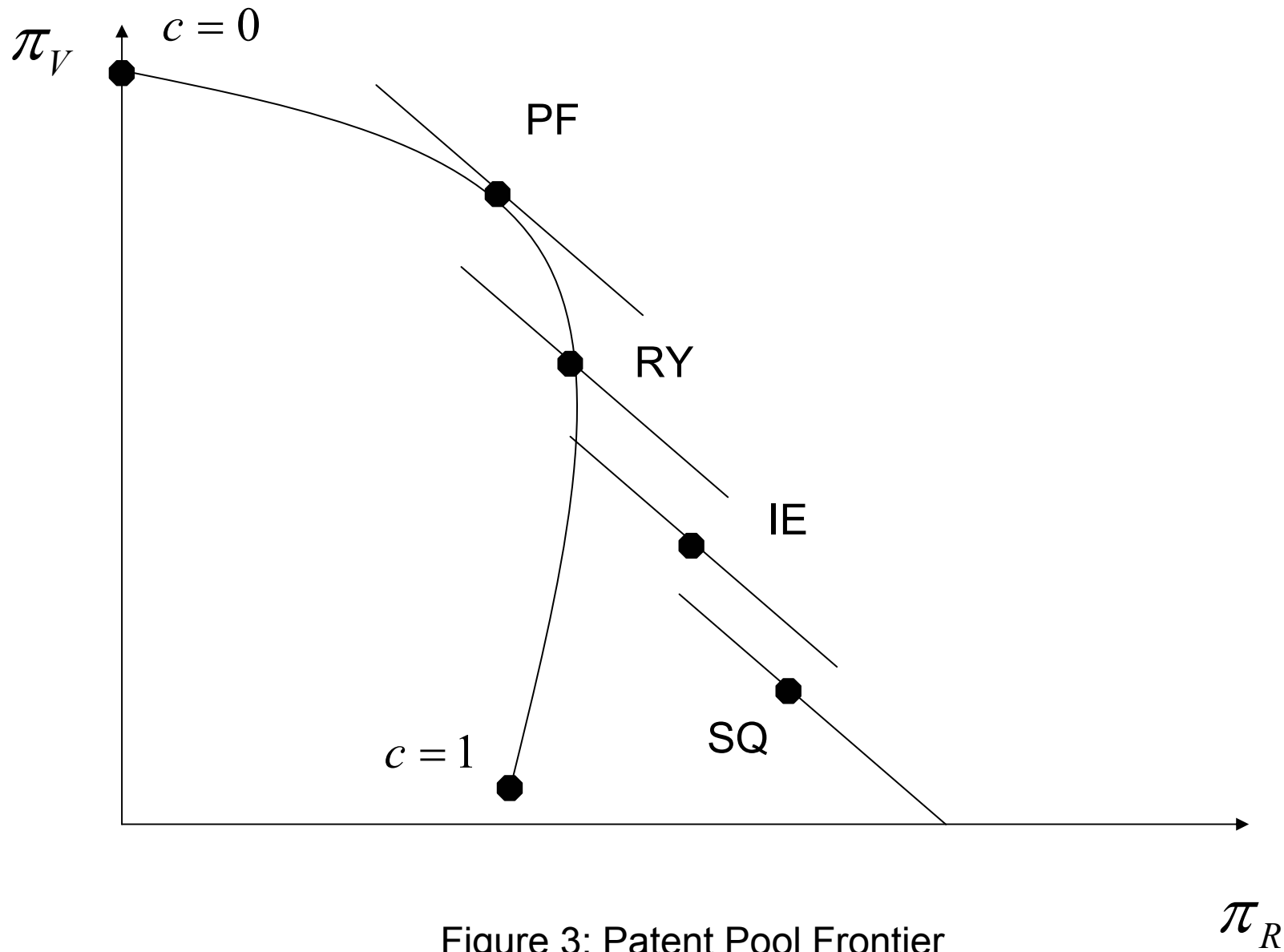


Figure 3: Patent Pool Frontier