



CHALMERS

Chalmers Publication Library

A synchrotron jet from a post-asymptotic giant branch star

This document has been downloaded from Chalmers Publication Library (CPL). It is the author's version of a work that was accepted for publication in:

Monthly notices of the Royal Astronomical Society (ISSN: 0035-8711)

Citation for the published paper:

Perez-Sanchez, A. ; Vlemmings, W. ; Tafoya Martinez, D. (2013) "A synchrotron jet from a post-asymptotic giant branch star". Monthly notices of the Royal Astronomical Society, vol. 436(1), pp. L79-L83.

<http://dx.doi.org/10.1093/mnrasl/slt117>

Downloaded from: <http://publications.lib.chalmers.se/publication/188369>

Notice: Changes introduced as a result of publishing processes such as copy-editing and formatting may not be reflected in this document. For a definitive version of this work, please refer to the published source. Please note that access to the published version might require a subscription.

Chalmers Publication Library (CPL) offers the possibility of retrieving research publications produced at Chalmers University of Technology. It covers all types of publications: articles, dissertations, licentiate theses, masters theses, conference papers, reports etc. Since 2006 it is the official tool for Chalmers official publication statistics. To ensure that Chalmers research results are disseminated as widely as possible, an Open Access Policy has been adopted. The CPL service is administrated and maintained by Chalmers Library.

(article starts on next page)

A synchrotron jet from a post-asymptotic giant branch star

A. F. Pérez-Sánchez,¹★ W. H. T. Vlemmings,² D. Tafuya² and J. M. Chapman³

¹Argelander Institute for Astronomy, University of Bonn, Auf dem Hügel 71, D-53121 Bonn, Germany

²Department of Earth and Space Sciences, Chalmers University of Technology, Onsala Space Observatory, SE-43992 Onsala, Sweden

³CSIRO Astronomy and Space Science, Australia Telescope National Facility, PO Box 76, Epping, NSW 1710, Australia

Accepted 2013 August 12. Received 2013 August 12; in original form 2013 May 15

ABSTRACT

The evolution of low- and intermediate-initial-mass stars beyond the asymptotic giant branch (AGB) remains poorly understood. High-velocity outflows launched shortly after the AGB phase are thought to be the primary shaping mechanism of bipolar and multipolar planetary nebulae. However, little is known about the launching and driving mechanism for these jets, whose momentum and energy often far exceed the energy that can be provided by radiation pressure alone. Here, we report on the direct evidence of a magnetically collimated jet shaping the bipolar morphology of the circumstellar envelope of a post-AGB star. We present radio continuum observations of the post-AGB star IRAS 15445–5449 (OH 326.5–0.4) which has water masers tracing a fast bipolar outflow. Our observations confirm the earlier observed steep negative spectral index of the spectral energy distribution (SED) above ~ 3 GHz, and resolve, for the first time, the emission to originate from a radio jet, proving the existence of such jets around a post-AGB star. The SED is consistent with a synchrotron jet embedded in a sheath of thermal electrons. We find a close correspondence between the extent and direction of the synchrotron jet and the bipolar shape of the object observed at other wavelengths, suggesting that the jet is responsible for the source morphology. The jet is collimated by a magnetic field of the order of mG at almost 7000 au from the central star. We recover observations from the Australia Telescope Compact Array archive that indicate that the emission measure of the thermal component has increased by a factor of 3 between 1998 and 2005 after which it has remained constant. The short time-scale evolution of the radio emission suggests a short lifetime for the jet. The observations of a synchrotron jet from a post-AGB star with characteristics similar to those from protostars and young stellar objects, for instance, suggest that magnetic launching and collimation is a common feature of astrophysical jets.

Key words: acceleration of particles – stars: AGB and post-AGB – circumstellar matter – stars: late-type – stars: magnetic field.

1 INTRODUCTION

Synchrotron radiation is commonly detected towards relativistic jets emerging in high-energy astrophysical sources such as active galactic nuclei and quasars. It has also been detected towards a magnetized jet from a young stellar object (YSO; Carrasco-González et al. 2010), where owing to density and temperature conditions, relativistic outflows were thought to be unlikely. The mechanism that leads to synchrotron emission involves the interaction between relativistic particles moving in a region where the dynamics are controlled by a magnetic field. Highly collimated outflows, similar to those seen towards YSOs, have also been found in the vicinity

of post-asymptotic giant branch (post-AGB) stars (Bujarrabal et al. 2001). If these high-velocity outflows are launched under the influence of strong magnetic fields, synchrotron emission could be expected. However, to date, no direct evidence of synchrotron radio emission exists from these high-velocity sources.

Post-AGB stars are thought to represent the group of stars that recently left the AGB phase and will develop into a planetary nebula (PN) (van Winckel 2003). During the evolution of low- and intermediate-initial-mass stars ($\sim 1\text{--}8 M_{\odot}$) on the AGB, high mass-loss rates ($10^{-7} < \dot{M} < 10^{-4} M_{\odot} \text{ yr}^{-1}$) together with an acceleration mechanism, which drives the ejected material outwards, lead to the formation of a dense and extended circumstellar envelope (CSE). The CSE expands outwards in radial directions with constant velocity of the order of 10 km s^{-1} . Generally, it is assumed that the mass-loss process is spherically symmetric during the AGB

★E-mail: aperez@astro.uni-bonn.de

phase (Habing & Olofsson 2003) and that asymmetries form in a short time-scale before entering the PN phase (e.g. Sahai et al. 2007). Therefore, the post-AGB phase is a key phase for the understanding of the evolution of the CSE, where the mechanism(s) responsible for shaping asymmetric PNe must be important. Binary systems, large-scale magnetic fields and interactions with sub-stellar companions are among the proposed mechanisms that can generate aspherical CSEs (Balick & Frank 2002). The evolution of the CSEs beyond the AGB often involves the interaction between a fast collimated wind, which could be created during the very last thermal pulses of the central star, and the steadily expanding CSE formed during the AGB phase. Strong evidence of this interaction and of the generation of strong shocks within the CSE is the detection of post-AGB sources with water maser emission spread over unusually large velocity ranges ($\geq 100 \text{ km s}^{-1}$), the so-called water fountains (Likkel & Morris 1988; Gómez et al. 2011). The peculiar H_2O maser emission is thought to trace regions that have been swept up by a high-velocity outflow. Polarized H_2O maser emission has also been detected towards water fountains, suggesting that the high-velocity outflow of at least one of the water fountain sources is collimated by the magnetic field (Vlemmings, Diamond & Imai 2006). Nevertheless, the launching mechanism of high-velocity outflows in post-AGB stars, as well as the origin of the collimating magnetic field, is still under debate.

One of the 20 detected water fountains is IRAS 15445–5449, which has been classified as an evolved post-AGB star according to the MSX two-colour diagram (Sevenster 2002; Deacon, Chapman & Green 2004). Observations have revealed H_2O maser emission spread over $\approx 100 \text{ km s}^{-1}$, with the spectral features redshifted with respect to the systemic velocity of the source. Based on both satellite and main-line OH maser observations, Deacon et al. (2007) suggested that $v_{\text{lsr}} \approx -150 \text{ km s}^{-1}$. We note, however, that the source has also been classified as a massive YSO candidate in the RMS survey, where the radio continuum was detected at 3 cm (Urquhart et al. 2007), a classification that could be supported by the detection of relatively strong line emission of $^{13}\text{CO}(1-0)$ centred at -44 km s^{-1} (Urquhart et al. 2007). However, if the ^{13}CO is associated with IRAS 15445–5449, the central velocity of the line emission will define the v_{lsr} of the source, and in that case, both the H_2O and OH maser emission would arise from a blueshifted outflow. Specifically, this would imply that the OH emission centred at $v_{\text{lsr}} \approx -150 \text{ km s}^{-1}$ and spread over $\sim 60 \text{ km s}^{-1}$ originates in an outflow with velocity $> 200 \text{ km s}^{-1}$. This would correspond to the highest velocity Galactic OH maser and is very unlikely. Additionally, strong Galactic CO emission is known to occur around -40 km^{-1} , leading us to conclude that the ^{13}CO emission is likely Galactic in origin and not associated with IRAS 15445–5449. Although a YSO classification cannot yet be ruled out, its classification as a post-AGB star is more likely.

The projected spatial distribution of the detected H_2O maser features resembles a bow-shock structure at the redshifted lobe, which is likely caused by a collimated outflow that pierces the steady-expanding CSE of the AGB phase (Pérez-Sánchez, Vlemmings & Chapman 2011). Additionally, mid-infrared (mid-IR) images confirm the bipolar morphology of this source (Lagadec et al. 2011). Finally, strong and seemingly non-thermal radio emission was detected and thought to arise from either the star itself or a shocked interaction region between the AGB envelope and a fast wind (Bains et al. 2009). Here we report observations indicating the radio continuum to originate from a jet.

2 OBSERVATIONS AND RESULTS

2.1 Recent and archive observations

We performed observations of IRAS 15445–5449 with the Australia Telescope Compact Array (ATCA) on 2012 September 2. The 12-h observation run was carried out with the 6A array configuration, using 2 GHz bandwidths at 1.3, 3, 6 and 16 cm. The observations with the 1.3 and 16 cm bands were carried out using the Compact Array Broad-band Backend (CABB) mode 1 M-0.5 k, whereas the 3 and 6 cm bands were set up simultaneously with the CABB mode 64 M-32 k. The four bands were set up in full polarization mode. The calibration and the imaging of the data were done using the package MIRIAD (Sault, Teuben & Wright 1995). Band-pass and flux calibration were performed on the standard calibrator 1934–638 and phase calibration was performed on 1613–586. The flux densities for 1934–638 were taken from the available models of this calibrator. The flux densities of 1613–586 were determined in order to check the absolute flux calibration accuracy. The measured flux densities for this source are in agreement with the values presented in the ATCA calibrators data base, within an uncertainty of less than 10 per cent. The bands at 3, 6 and 16 cm were split into two subbands each, in order to confirm a potential steep spectral index over the large fractional bandwidth at these wavelengths. After calibration, the imaging of the source was performed using multifrequency synthesis. The different maps were deconvolved using the MIRIAD task MFCLEAN, with which Stokes I , Q , U and V images were produced. No linear or circular polarization was detected. Maps of smaller frequency ranges were created in order to test if the lack of linear polarization was due to a large rotation measure across the individual bands, but the emission was found to be unpolarized. We also retrieved radio continuum observations of IRAS 15445–5449 from the Australia Telescope Online Archive, the results of which are included in Table 1.

2.2 Maps and spectral energy distribution

The derived flux densities, the beam size and the rms of each map of IRAS 15445–5449 are listed in Table 1 for our observations in 2012, the observations in 2005 reported by Bains et al. (2009) and the data taken from the ATCA archive. The source was detected in 1998 at 0.84 GHz (D. Hunstead, private communication; Murphy et al. 2007). It was also detected during another survey between 2002 and 2004 at 8.6 GHz, with a flux density of 11.9 mJy (Urquhart et al. 2007). The observed spectral energy distribution (SED) of IRAS 15445–5449 at radio frequencies is characterized by a turnover around $\nu_c \approx 3 \text{ GHz}$ (Fig. 1) with a steep negative spectral index at higher frequencies. Between 5.0 and 22 GHz the continuum emission has a spectral index $\alpha = -0.56$. At 22 GHz we resolved the dense continuum emission along the north–south direction (Fig. 2) extending to about 1.9 arcsec, which is consistent with the bipolar morphology seen in the mid-IR image of the source (Fig. 3).

3 ANALYSIS

3.1 Model

The shape of the SED indicates that the radio continuum is a superposition of a foreground thermal component, which is optically thick for $\nu < \nu_c$, and a non-thermal component, which dominates the radio continuum flux when the thermal component becomes

Table 1. Flux density of IRAS 15445–5449.

| Epoch 2012 ^a | | | Epoch 2005 ^b | | | Epoch 1998/99 | | |
|-------------------------|--------------|-----------------------------|-------------------------|--------------|-----------------------------|-----------------|-------------------------|-----------------------------|
| Frequency (GHz) | Flux (mJy) | Beam (arcsec ²) | Frequency (GHz) | Flux (mJy) | Beam (arcsec ²) | Frequency (GHz) | Flux (mJy) | Beam (arcsec ²) |
| – | – | – | – | – | – | 0.84 | 32.5 ± 4.1 ^c | – |
| 2.1 | 20.36 ± 0.14 | 5.6 × 3.0 | – | – | – | 1.4 | 23.0 ± 5.3 | 7.6 × 4.9 ^d |
| 2.5 | 21.72 ± 0.05 | 4.7 × 2.6 | – | – | – | 2.5 | 31.2 ± 6.2 | 3.3 × 3.0 ^e |
| 5.0 | 25.41 ± 0.04 | 1.9 × 1.5 | 4.8 | 22.81 ± 1.11 | 5.6 × 2.1 | 4.8 | 18.4 ± 2.4 | 2.0 × 1.6 ^e |
| 5.8 | 23.59 ± 0.05 | 1.6 × 1.3 | – | – | – | – | – | – |
| 8.5 | 18.45 ± 0.05 | 1.1 × 0.9 | 8.6 | 18.67 ± 0.47 | 3.0 × 1.2 | 8.6 | 10.7 ± 2.3 | 1.2 × 0.8 ^e |
| 9.3 | 17.70 ± 0.03 | 1.0 × 0.8 | – | – | – | – | – | – |
| 22.0 | 12.31 ± 0.03 | 0.48 × 0.34 | – | – | – | – | – | – |

^aThis Letter. ^bBains et al. (2009). ^cObservations carried out on 1998 June 13 (D. Hunstead, private communication; Murphy et al. 2007).

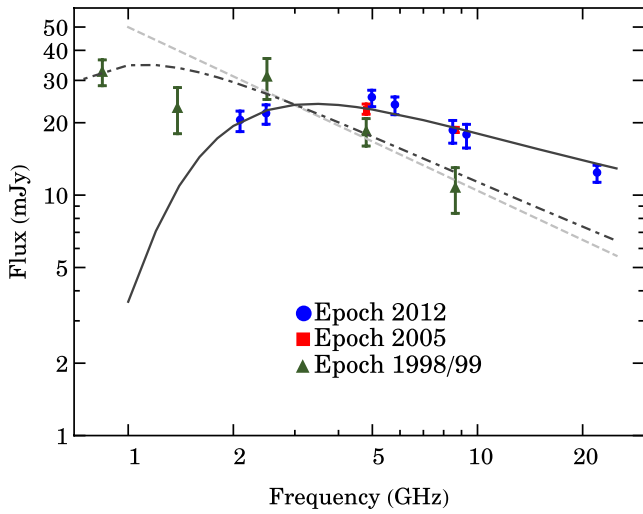
^dObservations taken on 1999 September 2 (ATCA archive). ^eObservations carried out on 1998 November 9–14 (Deacon et al. 2007).


Figure 1. SED of the radio continuum of IRAS 15445–5449 for three different epochs: 1998/99 (references listed in Table 1), 2005 reported by Bains et al. (2009) and our observation in 2012. The solid line (epoch 2012) and the dot-dashed line (epoch 1998/99) are the results of our models that fit the observations. We consider a synchrotron jet surrounded by a sheath of thermal electrons. Assuming that the synchrotron emission remained constant between 1998 and 2012, our model suggests that the electron density of the region surrounding the synchrotron emitting region has increased by a factor of 2 between 1998 and 2005, and remained stable since then. The grey-dashed line indicates the synchrotron component. The best fit yielded a spectral index of $\alpha = -0.68 \pm 0.01$ for the synchrotron component.

optically thin, i.e. for $\nu \geq \nu_c$. We model the observations as arising from non-thermal emission in a cylindrical region surrounded by a sheath of thermal electrons with constant density ($n_e = 3.5 \times 10^4 \text{ cm}^{-3}$) and temperature ($T_e = 6000 \text{ K}$) and a thickness of approximately 1000 au. The thickness is limited by the unresolved width of the emission at 22 GHz. The brightness temperature of the non-thermal jet implies its width to be less than 500 au. For this configuration the emission has two regimes: at low frequencies, the thermal emission becomes optically thick, which causes the emission from the non-thermal electrons to be absorbed, and the SED to exhibit a positive spectral index. On the other hand, since at high frequencies the thermal emission becomes optically thin, the contribution from the non-thermal electrons becomes dominant, resulting in the negative spectral index. Although the spectral index indicates synchrotron emission, polarized emission was not detected. This is a direct consequence of depolarization due to the

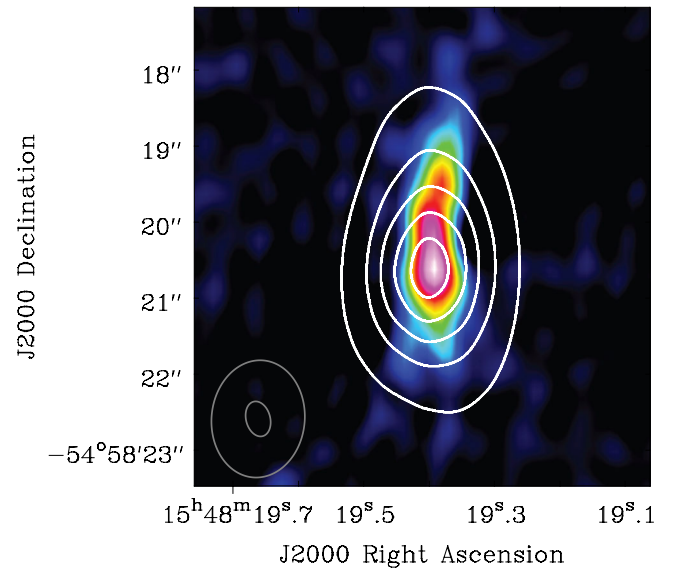


Figure 2. Radio continuum map of IRAS 15445–5449 at 22.0 GHz (colour) and 5 GHz (contours). The peak flux density of the 22.0 GHz image is $3.65 \text{ mJy beam}^{-1}$, while $\sigma = 5.0 \times 10^{-2} \text{ mJy}$. The contour lines at 5 GHz are drawn at 10, 30, 50, 70 and 90 per cent of the peak flux of $16.6 \text{ mJy beam}^{-1}$. The beam size for the 22.0 and 5 GHz observations is drawn at the bottom left-hand corner.

thermal electrons surrounding the region where the synchrotron emission arises.

3.2 Fermi acceleration and magnetic field

Our best fit to the observed SED implies a spectral index $\alpha = -0.68 \pm 0.01$ for the non-thermal component. As the stellar temperature is approximately 12 000 K (Bains et al. 2009), ionization by the star is unlikely to provide many free electrons. However, if we assume a strong shock (J shock) between the magnetically collimated outflow and the slow AGB wind, then ionized material will propagate downstream throughout the shock-front. Eventually, a fraction of the electrons will be accelerated to relativistic speeds through the Fermi shock acceleration mechanism. Hence, Fermi accelerated electrons interacting with the magnetic field lines that collimate the outflow generate the observed non-thermal emission. Within this framework, we can assume that the total internal energy of the shocked region is split between the particles (electrons and protons) and the magnetic field. When the total energy density is

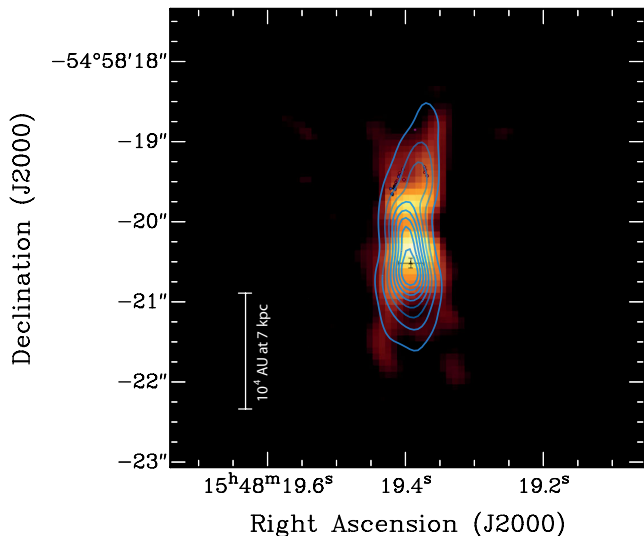


Figure 3. 2012 radio continuum map of IRAS 15445–5449 at 22.0 GHz (contours) overlaid on the mid-IR VLTI image (Lagadec et al. 2011), the H₂O masers (coloured symbols) observed in the redshifted lobe of the high-velocity outflow (Pérez-Sánchez et al. 2011) and the radio continuum position (solid triangle with error bars) determined in the 2005 epoch (Bains et al. 2009). The contours are drawn from 10 σ at intervals of 10 σ . The mid-IR image has been shifted to match the observed outflow for illustration, as the positional uncertainty of the mid-IR observations, with an original centre of RA 15^h48^m19^s.42, Dec. –54°58′20″.10, is 2 arcsec.

minimized with respect to the magnetic field, the energy density of the particles becomes nearly equal to the energy density of the magnetic field, and we can assume equipartition of the energy. This assumption enables us to estimate the strength of the minimum-energy magnetic field interacting with the relativistic electrons. This minimum-energy magnetic field and the minimum total energy can be calculated from

$$B_{\min} = [4.5c_{12}(1+k)L/\phi]^{2/7} R^{-6/7} \text{ G} \quad (1)$$

and

$$E_{\min} = c_{13}[(1+k)L]^{4/7} \phi^{3/7} R^{9/7} \text{ erg}, \quad (2)$$

where R is the size of the source, L is the integrated radio luminosity, k is the ratio between the energy of heavy particles (protons) and the electrons, ϕ is the volume filling factor of the emitting region, and c_{12} and c_{13} are functions of both the spectral index, and the maximum and minimum frequencies considered for the integration of the SED (Pacholczyk 1970). The distance to the source is not known, and only its (near) kinematic distance has been reported $D = 7.1$ kpc. From the measured extent we estimate that the size of the source is $R = 6.74 \times 10^3 (D/7.1 \text{ kpc})$ au. Integrating the radio luminosity between $\nu_{\min} = 10^7$ Hz and $\nu_{\max} = 10^{11}$ Hz, assuming a spectral index of $\alpha = -0.68$, a volume filling factor $\phi = 0.004 (D/7.1 \text{ kpc})^{-2}$ (for a cylinder of 500 au radius) and $k = 40$ (which is an appropriate value for electrons undergoing Fermi shock acceleration in a non-relativistic jet (Beck & Krause 2005)), we obtain $B_{\min} = 5.43 (D/7.1 \text{ kpc})^{-2/7}$ mG and $E_{\min} = 4.75 \times 10^{43} (D/7.1 \text{ kpc})^{3/7}$ erg. Since we have not detected any linear polarization, we cannot determine if the synchrotron radiation traces either the poloidal (B_r) or the toroidal (B_ϕ) component of the magnetic field. However, since $B_r \propto r^{-2}$, this component can likely be neglected at $r > 1000$ au compared to the toroidal field, which has $B_\phi \propto r^{-1}$. Therefore, assuming that the measured

magnetic field strength corresponds to the toroidal component at $R = 6.74 \times 10^3 (D/7.1 \text{ kpc})$ au, the magnetic field at $R_* = 2$ au is $B_\phi \approx 18.3 (D/7.1 \text{ kpc})^{1/7}$ G, which is similar to the extrapolated magnetic field strengths towards other (post-)AGB stars from maser observations (e.g. Vlemmings et al. 2006).

3.3 Variability and lifetime

A negative spectral index was obtained from the archive observations towards IRAS 15445–5449 (Table 1). The spectral index below 13 cm, of the SED observed in 1998/1999, is $\alpha = -0.85 \pm 0.05$, with a turnover frequency shifted towards a lower frequency compared with the SED observed in 2012. Additionally, the radio continuum observations at 3 and 6 cm carried out in 2005 yielded a spectral index $\alpha = -0.34 \pm 0.24$ (Bains et al. 2009). Because it is a single data point taken between epochs 1998/99 and 2005, the observation at 3 cm reported by Urquhart et al. (2007), which yielded a similar flux density to that reported by Bains et al. (2009), is not included in our fit. Since the time between the two observations is negligible compared with the synchrotron lifetime of relativistic electrons, we can assume that the flux of the synchrotron emission remained nearly constant between 1998 and 2012 and fitted all observations considering a single synchrotron component and an increasing emission measure of the surrounding sheath of thermal electrons (Fig. 1). An increase of the emission measure by a factor of 3 between 1998 and 2005, and stable thereafter, can fit all three observational epochs. This implies that, assuming the dimensions of the surrounding sheath of thermal electrons remained the same, the electron density increased by a factor of 2 in 7 yr, likely by the same shock-ionization process that produces the electrons that are accelerated to relativistic velocities by the Fermi mechanism. In recent years, the production rate of thermal electrons is in equilibrium with their recombination rate. The stability of the non-thermal component over almost 15 yr indicates that this emission is unlikely to originate from the colliding winds of binary systems such as observed around, for example, binary Wolf–Rayet stars (e.g. Chapman et al. 1999).

The rapid initial increase of emission measure between 1998 and 2005 likely implies the jet, responsible for the ionizing fast shocks, to have been launched only shortly before. Additionally, as the synchrotron flux depends on the effectiveness of the Fermi shock acceleration mechanism, once the shock-front reaches outer layers where the strength of B_ϕ and the density of the CSE decrease, the synchrotron component would no longer be observable. This also suggests that the magnetically collimated outflow was launched recently. Thus, the lifetime of the synchrotron radiation towards post-AGB sources will most likely be determined by the time of propagation of the collimated outflow throughout regions of the CSE where the shock conditions enable the Fermi shock acceleration mechanism. Consequently, the time-scale for the synchrotron radiation would at most be a few hundred years. Depending on the initial mass of the star, the synchrotron radiation time-scale would be shorter than, or almost comparable with, the time-scale of the post-AGB phase (van Winckel 2003, and references therein). The fact that the source is a water fountain suggests that, in principle, this kind of source would have conditions required to trigger the Fermi shock acceleration mechanism. Nevertheless, a larger sample of confirmed water fountains and further observations are necessary to directly correlate both phenomena.

3.4 Implications for post-AGB outflows

The physical processes responsible for shaping the asymmetrical envelopes observed towards PNe have been subject of intense debate along the last three decades. Recently, it has been suggested that the bipolar structures observed towards post-AGB stars and young PNe are associated with low-density axisymmetric regions that are illuminated by a central star obscured by a dense equatorial torus (e.g. Koning, Kwok & Steffen 2013). These low-density regions are assumed to be formed as a result of the propagation of high-momentum, collimated outflows that emerge from the inner regions of the CSE, creating cavities along the axis defined by its propagation direction. Nevertheless, the actual formation process of such cavities is not yet clear. On the other hand, observations of molecular outflows traced by CO lines towards a large sample of post-AGB stars revealed the existence of very fast collimated outflows (Bujarrabal et al. 2001). The momentum carried by most of these fast, highly collimated outflows cannot be explained considering a radiatively driven wind only, but the minimum energy calculated for the jet of IRAS 15445–5449 is within the typical range of the kinetic energy measured from the observation of these molecular outflows (10^{42} – 10^{46} erg). Magnetohydrodynamical simulations have shown that magnetic fields can be an important agent in the collimation of the outflows observed towards PNe (García-Segura et al. 1999). Dust polarization observations have been carried out in order to trace the magnetic field morphology. However, so far the observational study of the properties of magnetic fields towards AGB and post-AGB stars and PNe has relied on the detection of dust polarization and polarized maser emission arising in their CSEs and high-velocity outflows (e.g. Vlemmings, Diamond & Imai 2006; Sabin, Zijlstra & Greaves 2007). Our results provide strong observational evidence that indicates that the magnetic field is an important source of energy and is thus of great importance for the launching and driving mechanisms of the high-velocity jets from post-AGB stars. Furthermore, it will now be possible to directly test which class of magnetic launching models fit the observations (e.g. Huarte-Espinosa et al. 2012).

4 DISCUSSION

For the first time, we resolve a synchrotron jet towards a post-AGB star. The resolved radio continuum emission is consistent with the bipolar morphology of IRAS 15445–5449 observed at the IR, reported by Lagadec et al. (2011), and suggests the jet is responsible for shaping the CSE. Although both theoretical models and previous H₂O maser observations have been used to infer the presence of magnetically collimated outflows towards post-AGB stars, our result represents direct observational evidence and the first unambiguous proof that magnetic fields are a key agent to explain the asymmetries observed towards PNe. Still, the source of the stellar magnetic field remains unclear. A large-scale magnetic field could arise from (convective) dynamo action in a single star or require a binary (or planetary) system to be maintained. In one of the binary scenarios, the bipolar outflows are launched from a low-mass companion accreting mass ejected by the more evolved star. In this case, the collimation of the outflow might occur via a mechanism similar to that collimating the bipolar outflows from protostars, for example, a disc-wind or an X-wind (Blandford & Payne 1982; Shu et al. 1994). Our results cannot yet discern which is the most likely scenario for IRAS 15445–5449, although a hint of curvature might point to a binary ejection mechanism. Finally, our detection of synchrotron radiation towards IRAS 15445–5449 also

demonstrates that the conditions for the Fermi shock acceleration of electrons can be attained at the final stages of the evolution of intermediate-initial-mass stars.

ACKNOWLEDGEMENTS

This research was supported by the Deutsche Forschungsgemeinschaft (DFG) through the Emmy Noether Research grant VL 61/3-1. The authors also thank the referee Albert Zijlstra as well as Bruce Balick for insightful comments that improved the manuscript. The Australia Telescope Compact Array is part of the Australia Telescope National Facility which is funded by the Commonwealth of Australia for operation as a National Facility managed by CSIRO. This Letter includes archived data obtained through the Australia Telescope Online Archive (<http://atoa.atnf.csiro.au>).

REFERENCES

- Bains I., Cohen M., Chapman J. M., Deacon R. M., Redman M. P., 2009, *MNRAS*, 397, 1386
- Balick B., Frank A., 2002, *ARA&A*, 40, 439
- Beck R., Krause M., 2005, *Astron. Nachr.*, 326, 414
- Blandford R. D., Payne D. G., 1982, *MNRAS*, 199, 883
- Bujarrabal V., Castro-Carrizo A., Alcolea J., Sánchez Contreras C., 2001, *A&A*, 377, 868
- Carrasco-González C., Rodríguez L. F., Anglada G., Mart J., Torrelles J. M., Osorio M., 2010, *Sci*, 330, 1209
- Chapman J. M., Leitherer C., Koribalski B., Bouter R., Storey M., 1999, *ApJ*, 518, 890
- Deacon R. M., Chapman J. M., Green A. J., 2004, *ApJS*, 155, 595
- Deacon R. M., Chapman J. M., Green A. J., Sevenster M. N., 2007, *ApJ*, 658, 1096
- García-Segura G., Langer N., Różycka M., Franco J., 1999, *ApJ*, 517, 767
- Gómez J. F., Rizzo J. R., Suárez O., Miranda L. F., Guerrero M. A., Ramos-Larios G., 2011, *ApJ*, 739, L14
- Habing H. J., Olofsson H., 2003, *Asymptotic Giant Branch Stars*. Springer, New York, Berlin
- Huarte-Espinosa M., Frank A., Blackman E. G., Ciardi A., Hartigan P., Lebedev S. V., Chittenden J. P., 2012, *ApJ*, 757, 66
- Koning N., Kwok S., Steffen W., 2013, *ApJ*, 765, 92
- Lagadec E. et al., 2011, *MNRAS*, 417, 32
- Likkel L., Morris M., 1988, *ApJ*, 329, 914
- Murphy T., Mauch T., Green A., Hunstead R. W., Piestrzynska B., Kels A. P., Sztajer P., 2007, *MNRAS*, 382, 382
- Pacholczyk A. G., 1970, *Series of Books in Astronomy and Astrophysics*. Freeman, San Francisco
- Pérez-Sánchez A. F., Vlemmings W. H. T., Chapman J. M., 2011, *MNRAS*, 418, 1402
- Sabin L., Zijlstra A. A., Greaves J. S., 2007, *MNRAS*, 376, 378
- Sahai R., Morris M., Sánchez Contreras C., Claussen M., 2007, *AJ*, 134, 2200
- Sault R. J., Teuben P. J., Wright M. C. H., 1995, in Shaw R. A., Payne H. E., Hayes J. J. E., eds, *ASP Conf. Ser. Vol. 77, Astronomical Data Analysis Software and Systems IV*. Astron. Soc. Pac., San Francisco, p. 433
- Sevenster M. N., 2002, *AJ*, 123, 2772
- Shu F., Najita J., Ostriker E., Wilkin F., Ruden S., Lizano S., 1994, *ApJ*, 429, 781
- Urquhart J. S. et al., 2007, *A&A*, 474, 891
- Urquhart J. S., Busfield A. L., Hoare M. G., Lumsden S. L., Clarke A. J., Moore T. J. T., Mottram J. C., Oudmaijer R. D., 2007, *A&A*, 461, 11
- van Winckel H., 2003, *ARA&A*, 41, 391
- Vlemmings W. H. T., Diamond P. J., Imai H., 2006, *Nat*, 440, 58