

The logo for AIP (American Institute of Physics) is displayed in a large, bold, black font. To its right, the text "The Journal of Chemical Physics" is written in a smaller, black font. The background of the header image shows a complex, blue-toned network of lines and curves, resembling a molecular structure or a data visualization.

AIP | The Journal of Chemical Physics

Using the uncertainty principle to design simple interactions for targeted self-assembly

E. Edlund, O. Lindgren, and M. Nilsson Jacobi

Citation: *J. Chem. Phys.* **139**, 024107 (2013); doi: 10.1063/1.4812727

View online: <http://dx.doi.org/10.1063/1.4812727>

View Table of Contents: <http://jcp.aip.org/resource/1/JCPSA6/v139/i2>

Published by the [AIP Publishing LLC](http://www.aip.org).

Additional information on *J. Chem. Phys.*

Journal Homepage: <http://jcp.aip.org/>

Journal Information: http://jcp.aip.org/about/about_the_journal

Top downloads: http://jcp.aip.org/features/most_downloaded

Information for Authors: <http://jcp.aip.org/authors>

ADVERTISEMENT

The advertisement features the NVIDIA logo on the left, which consists of a green stylized eye icon and the word "NVIDIA" in white. To the right of the logo, the text "RUN YOUR GPU CODE 2X FASTER. TRY A TESLA K20 GPU ACCELERATOR TODAY. FREE." is displayed in white and green. The background of the advertisement is a dark, abstract image with vibrant, multi-colored light trails and patterns, suggesting high-speed data processing or a complex network.

 **RUN YOUR GPU
CODE 2X FASTER.
TRY A TESLA K20 GPU
ACCELERATOR TODAY.
FREE.**

Using the uncertainty principle to design simple interactions for targeted self-assembly

E. Edlund, O. Lindgren, and M. Nilsson Jacobi^{a)}

Complex Systems Group, Department of Energy and Environment, Chalmers University of Technology, SE-41296 Göteborg, Sweden

(Received 11 March 2013; accepted 17 June 2013; published online 10 July 2013)

We present a method that systematically simplifies isotropic interactions designed for targeted self-assembly. The uncertainty principle is used to show that an optimal simplification is achieved by a combination of heat kernel smoothing and Gaussian screening of the interaction potential in real and reciprocal space. We use this method to analytically design isotropic interactions for self-assembly of complex lattices and of materials with functional properties. The derived interactions are simple enough to narrow the gap between theory and experimental implementation of theory based designed self-assembling materials. © 2013 Author(s). All article content, except where otherwise noted, is licensed under a Creative Commons Attribution 3.0 Unported License. [<http://dx.doi.org/10.1063/1.4812727>]

I. INTRODUCTION

Fabrication of functional materials through directed self-assembly is an attractive possibility for many reasons, such as scalability, robustness, flexibility, and cost efficiency. There are several different approaches to directed self-assembly. A now famous example is the fascinating nanostructures constructed using so called DNA origami.¹ In this approach the target structure is encoded using the combinatorial heterogeneity of the interactions that is inherent in the DNA base-pairing mechanism. A different approach is to use template-directed colloidal crystallization, or patchy colloids,^{2–6} where the design is encoded in strongly anisotropic building blocks. Both heterogeneity and anisotropy help facilitate the design but at the same time they make theoretical analysis difficult. Instead, here we focus on maximally homogeneous and symmetric systems where all complexity is contained in the radial variation of the isotropic interactions. More specifically we ask how simple such an interaction can become and still solve the design problem.

Two main challenges must be addressed for directed self-assembly to be of practical use. First, we must be able to determine the interaction that solves the design problem. There are several approaches to this: extensive computational explorations,^{7–10} problem specific heuristics,^{6,11–13} and, as in this paper, theoretical methods.^{14–17} Second, we must be able to manufacture the components according to the derived design. This second point is problematic. So far the theoretically designed isotropic components rely on interactions that are too complicated to be implemented experimentally.

The gap between theory and experiment is continuously reduced by the rapid advances on the experimental side where it is now possible to fabricate nano- and mesoscale particles with complex and tunable interactions.^{18–21} While these results are impressive in themselves, the gap between theory and experiments remains wide and is unlikely to be closed

from the experimental side alone. Here we report progress from the theory side, bringing analytically designed systems closer to experimental realization.

In this paper we introduce a general principle for how to systematically simplify isotropic interaction potentials that lead to self-assembly of metamaterials with desired properties. The method is based on the uncertainty principle, which limits how short-ranged and smooth a potential can be without losing the features in reciprocal space that guarantee the self-assembly of the target structure. A consequence of the uncertainty principle is that heat kernel smoothing of the reciprocal potential is optimal in the sense that the interaction range decreases at a minimal loss of detail in the reciprocal (design) space.

We first illustrate the simplification method by designing a self-organized disordered material with suppressed diffraction around a chosen frequency, i.e., with near invisibility in the chosen frequency range. The second example, our main result, are interaction potentials that self-assemble into 2D Kagome and 3D diamond lattices. The derived interactions are simple enough to allow for speculation on possible experimental implementations.

II. TARGETED SELF-ASSEMBLY

As a model we consider a system of spherically symmetric (colloidal) particles that self-assemble by minimizing the potential energy. A configuration is described by its density, expressed as a sum of Dirac delta functions centered at the particle positions \mathbf{r}_i , $\rho(\mathbf{r}) = \sum_i \delta(\mathbf{r} - \mathbf{r}_i)$. The energy is defined by a pairwise isotropic potential $V(r)$ as

$$E = \int d\mathbf{r} d\mathbf{r}' V(|\mathbf{r} - \mathbf{r}'|) \rho(\mathbf{r}) \rho(\mathbf{r}') = \int dk \widehat{V}(k) |\widehat{\rho}(k)|^2, \quad (1)$$

where $|\widehat{\rho}(k)|^2 dk = \int_{|\mathbf{k}|=k} d\mathbf{k} |\widehat{\rho}(\mathbf{k})|^2$ and $\widehat{V}(k)$ is the Fourier transform of the (spherically symmetric) potential.²² In Ref. 17 it was demonstrated that (1) can be used to design

^{a)}Electronic mail: [mjacob@chalmers.se](mailto:mjacobi@chalmers.se)

potentials for directed self-assembly of crystal structures by penalizing competing configurations. However, direct implementations of such schemes typically result in complicated long ranged interactions.

III. SIMPLIFYING DESIGNED INTERACTIONS

This paper focuses on simplification of designed interaction potentials. Arguing that a potential is simple requires a definition of complexity. In practice such a definition depends on what types of interactions can be realized experimentally and is therefore problem specific and not immediately useful in a general setting. Still, there are generic types of complications that cause problems for experimental implementations, such as potentials with many extremal points or with abrupt changes in their derivatives. One suggested approach for moving towards realizability is to consider only convex interaction potentials.^{14,23,24} Convexity avoids the problem of multiple maxima and minima in the potential but instead moves the complexity into its derivatives, which is not necessarily easier to implement in experiments. Rather than trying to find general requirements for realizability we focus on simplification of a given potential, which we argue is a more tractable problem since it is not based on an absolute measure of interaction complexity.^{25,36–38}

Recall that (1) can be used to design the potential in reciprocal space. Combining the reciprocal design principle with the potential's physical realization in real space shows that the uncertainty principle is applicable. This places limits on the simultaneous localization of $V(r)$ and $\widehat{V}(k)$. To see in detail how the uncertainty relation works in our context, we start by defining a *screening* of a potential as a transformation $V(r) \rightarrow \xi(r)V(r)$, where ξ is a positive function monotonically decaying away from the origin. For technical reasons we also assume that ξ can be normalized, $\int drr\xi(r)^2 = 1$. The effect in reciprocal space of the multiplicative screening is defined by a convolution: $\mathcal{F}[\xi(r)V(r)] = \int d\mathbf{k}'\hat{\xi}(|\mathbf{k} - \mathbf{k}'|)\widehat{V}(|\mathbf{k}|)$. The standard uncertainty relation gives a central result that limits the dispersion around zero of ξ and its Fourier transform $\hat{\xi}$ in d dimensions,²²

$$\text{var}[\xi^2]\text{var}[\hat{\xi}^2] \geq \frac{d^2}{16\pi^2}. \quad (2)$$

The lower bound is achieved exactly when $\xi(r)$ is a Gaussian function, which defines a heat kernel smoothing in reciprocal space. The dispersion $\text{var}[\xi^2]$ measures the degree of screening achieved by the transformation $V(r) \rightarrow \xi(r)V(r)$, whereas $\text{var}[\hat{\xi}^2]$ defines the loss of distinction by the corresponding kernel convolution. The interpretation of the uncertainty relation is, therefore, that a heat kernel smoothing in the reciprocal space achieves minimal loss of distinction for a given degree of screening of the potential in real space, and vice versa.

Based on this argument, we propose the following operation to simplify a designed potential:

$$\widehat{V}(k) \xrightarrow{\text{smooth}} \widehat{V}_\tau(k) = \int d\mathbf{k}' e^{-|\mathbf{k}-\mathbf{k}'|^2/\tau} \widehat{V}(|\mathbf{k}'|). \quad (3)$$

This results in a screening of the potential in real space

$$V(r) \xrightarrow{\text{screen}} V_\tau(r) = \mathcal{F}^{-1}[\widehat{V}_\tau] = e^{-\tau r^2/4} V(r), \quad (4)$$

where we ignore the irrelevant normalizing scale factors. The role of $V(r)$ and $\widehat{V}(k)$ can also be reversed, i.e., a screening in reciprocal space results in a smoothing in real space. Both these operations reduce the complexity of the interaction potential and they will be used in combination later in the demonstration with self-assembling lattices. The conclusion is that Eqs. (3) and (4), and their reciprocal duals define a general method for simplification of a designed isotropic interaction.

We use Gaussian screening and smoothing because it is optimal in the sense defined by the lower bound in the uncertainty principle. In practice other types of screening may be easier to implement, for example, an exponential damping $\xi(r) = e^{-\tau r}$ like that of the Coulomb interaction between charged colloids due to free counterions. It is straight forward to generalize Eqs. (3) and (4) by considering other smoothing kernels and their radial Fourier transforms as screening functions.

IV. EXAMPLE 1: DISORDERED METAMATERIAL WITH SUPPRESSED DIFFRACTION

The most natural functional property for a self-assembling material is designed diffraction properties, since it is determined immediately by the structure. The Fourier transform of a particle configuration (the structure factor), tells to what extent diffraction of incident light occurs in different directions. In this example we demonstrate metamaterials with suppressed structure factors within a desired frequency range, self-assembled from interactions of varying complexity. Since no scattering occurs for certain wavelengths in this material, it would be essentially invisible at those wavelengths.^{26,39}

From the expression of the energy in (1) it follows directly how to construct a potential that energetically disfavors configurations without suppressed structure factor: by letting $\widehat{V}(k)$ to be large for wave numbers k in the bandwidth we want to penalize. Such potentials have been used previously in optimization algorithms to construct materials with similar properties.²⁷ The functional form of the resulting potentials are linear combinations of a few Bessel functions that oscillate and have slow asymptotic decays, $V(r) \sim \cos(r)/\sqrt{r}$. They are therefore too complicated and long ranged to be useful in a self-assembly context, see Fig. 1(a). This provides a natural setting for our method. We can apply the heat kernel smoothing in (3) to $\widehat{V}(k)$ to construct interactions with significantly simpler functional forms. Here, the trade-off is particularly transparent as the reduced localization in $\widehat{V}(k)$ makes the suppressed region of the structure factor less distinct.

To be more specific, consider a particle system in two dimensions for which we want to design a potential that results in a structure factor suppressed for a specific wave length κ . Starting with $\widehat{V}_{0,\kappa}(k)$ consisting of a Dirac delta

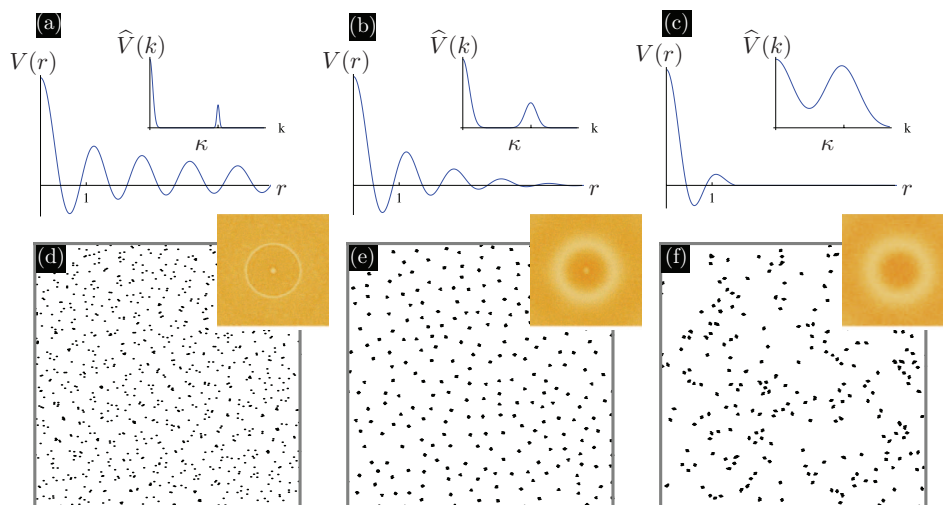


FIG. 1. Heat kernel smoothing simplifying interactions for suppressed diffraction around a wavelength. A potential is constructed using (5) to penalize a certain wavelength κ and the inverse Fourier transform gives the corresponding interactions, which have long-ranged oscillations (a). By applying the heat kernel smoothing in (3), we can successively simplify the interactions (b)–(c) until only a single minimum and maximum remains. (d)–(f) Low temperature configurations from Monte Carlo simulations verifying that the interactions cause self-organization into states with diffraction patterns with pronounced frequency gaps (insets show their diffraction patterns).

function located at κ and applying the heat kernel smoothing (3) with parameter τ results in a potential with reciprocal form

$$\widehat{V}_{\tau,\kappa}(k) = e^{-(k^2+\kappa^2)/\tau} I_0(2k\kappa/\tau), \quad (5)$$

where I_0 is a modified Bessel function and κ is the approximate location of the maximum (assuming $\kappa/\sqrt{\tau}$ is large), see Fig. 1(a) (inset). From the uncertainty principle it follows that this construction leads to minimal range of the potential in real space for a given degree of localization around the maximum in reciprocal space. To prevent the particles from collapsing into a single aggregate we follow the idea in Ref. 27 and add a low frequency penalty to the energy spectrum.²⁸

In Fig. 1 different levels of smoothing are demonstrated together with the resulting configurations and their corresponding structure factors. Note that even with very strong screening, where the potential shows only a single overdamped oscillation, the suppression remains significant, as seen in the structure factor.

V. EXAMPLE 2: COMPLEX LATTICES

One of the draws of directed self-assembly is the ability to design and implement microstructure displaying functional behavior, with self-assembly of, for example, chiral catalysts²⁹ and optical crystals³⁰ achieved to date. Thus, much of the theoretical work in this area has concentrated on solving the inverse statistical-mechanical problem for low-coordinated crystals,¹⁶ i.e., designing interactions that lead to self-assembly of a target lattice, which is also our focus here.

Suppose we want to construct an isotropic potential that leads to self-assembly of a target lattice. The lattice can be described in reciprocal space by the structure factor $|\hat{\rho}(\mathbf{k})|^2$, which is positive and has support only at discrete points \mathbf{k}_i . A basic construction of a potential that has the target lattice as a lowest energy state, with energy zero, is to let $\widehat{V}(k)$ be a positive function with zeros at all points $|\mathbf{k}_i|$. This scheme works in principle but if implemented naively it leads to very complicated and long range interactions,¹⁷ illustrated by the gray curves in Fig. 2. Starting from the basic design, however, it is possible to use the heat kernel smoothing and screening to

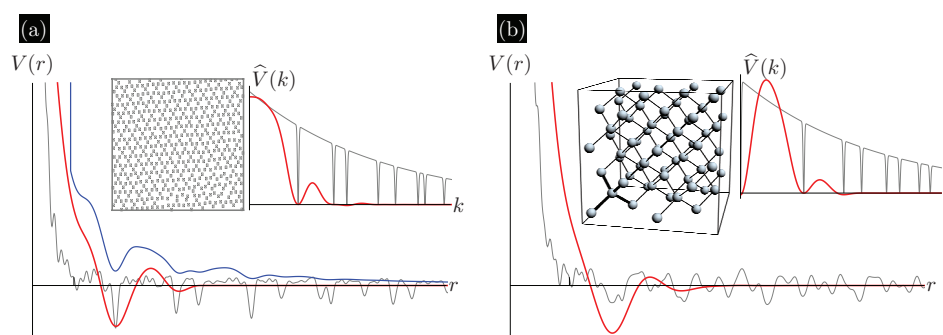


FIG. 2. The main results: simplified interactions designed for lattice self-assembly. The curves show the interactions from (6) for targeted self-assembly in reciprocal space (inset) and in real space of a Kagome lattice (a) and a diamond lattice (b). The gray curves are the basic construction with almost no screening or smoothing while the red curves show the optimized potentials after applying the method defined in (3). As a reference we also show a previously published potential (blue curve) causing self-assembly of the Kagome lattice.¹⁷




FIG. 3. (a) Time snapshots of a Monte Carlo simulation of a particle system that starts in a random initial configuration and relaxes to the target Kagome lattice at constant low temperature. The interaction potential used is shown in Fig. 2. (b) Configuration at high temperature after 25×10^3 sweeps, the Kagome pattern can assemble even with large temperature induced perturbations from the exact lattice. The pattern is highlighted by joining particles with their 4 closest neighbours. (c) If the particle density does not match a space filling Kagome lattice, grains with different particle density will also form to compensate. In this example, the particle density is 0.9 times that of that the target lattice.

produce a much simplified potential that still causes assembly of the target lattice. Explicitly we use a construction on the (analytic) form

$$V_{\tau\sigma}(r) = e^{-\tau r^2} \mathcal{F}^{-1} \left[e^{-\sigma k^2} \left(1 - \sum_i \alpha_i \widehat{V}_{\epsilon, |\mathbf{k}_i|}(k) \right) \right], \quad (6)$$

where $\widehat{V}_{\epsilon, |\mathbf{k}_i|}$ is defined in (5)³¹ and the parameters τ and σ control the degree of screening in real and reciprocal space, respectively, and ϵ is small. The parameters α_i and $|\mathbf{k}_i|$ are set so that $\widehat{V}_{\tau\sigma}(k)$ fulfills the basic design principle in Ref. 17, i.e., $\widehat{V}_{\tau\sigma}(|\mathbf{k}|) \geq 0$ and $\widehat{V}_{\tau\sigma}(|\mathbf{k}_i|) = 0$, with a small perturbation that breaks the energy degeneracy to favor the target lattice. The parameters τ and σ should be chosen as large as possible without losing the target lattice as the lowest energy state.

In Fig. 2 we demonstrate the method on a Kagome lattice and a diamond lattice. The main results are two maximally simplified potentials that are shown to self-assemble into the target lattices, these potentials are also available as supplementary material.³² We verify that particle systems starting in random initial configurations do relax into the target structures in Monte Carlo simulations when interacting according to the derived interaction functions. In the simulations, trial moves of randomly selected particles are local and subject to a constant temperature, making an energetically unfavorable move possible with a probability depending on temperature and difference in energy compared to the previous configuration. Since the target patterns are ground states, they are expected to self-assemble eventually at arbitrarily low temperatures. The upper temperature limit for when the correct pattern still assembles depends on the amplitude of the in-

teraction potential and how large the perturbation in reciprocal space is made. It is worth noticing that the correct pattern does form even at high temperature, with large thermally induced deviations from the perfect lattices. In simulations we observed self-assembly of the Kagome lattice at temperatures spanning more than an order of magnitude. If the particle density differs from that of the target pattern, higher or lower density grains will form in parallel with the target pattern. Figure 3 shows a time series of the self assembly of a Kagome lattice at low, finite temperature. The figure also illustrates assembly at temperatures close to the upper limit for where self-assembly occurs (b), as well as the effect of deviating particle density (c).³² We compare the results to our previously published potential for the Kagome lattice, which was the simplest interactions we could achieve with *ad hoc* tuning in Ref. 17 (blue curve in Fig. 2). This indicates how effective is the systematic approach we suggest.

VI. SUMMARY AND DISCUSSION

We have demonstrated how the uncertainty principle can be used to design relatively simple isotropic potentials for targeted self-assembly. The interaction potentials are expressed directly on an analytic form and simulations are only needed to verify the results. Our result also indicates fundamental reasons for why an isotropic potential must be relatively complicated to achieve self-assembly of a complex lattice.

A side result following from our method is that there exist infinitely many potentials that all have a specific target lattice as their ground state. In this study we try to select the

simplest potential that solves the problem. It is, however, possible to use the degeneracy to instead, or in addition, meet some other desired constraint. We might want the system not only to reach a desired static configuration but also to have specific dynamic properties, for example, a band gap in its phonon spectrum. In future studies we plan to address this question and explore how the design method can be extended to include dynamic material properties.

From the experimental side there is a continuous progression of techniques for producing nano- and mesoscale components with custom designed interactions and shapes. Colloids in particular have been identified as suited for tailoring interactions of the type we discuss in this article. Effective pair interactions between colloidal particles arising from, e.g., charge, surface features, electrolytes or polymers in the solution, or dipole moments can be combined and tuned.^{33,34} Complex potentials with many minima will likely be out of reach for the foreseeable future but the simplified potentials we present here are much more experimentally accessible. For example, the diamond potential of Fig. 2(b) could possibly be implemented if a Coulomb repulsion could be combined with depletion attractions.³⁵ We believe that an implementation of this kind would be an important step towards practical realizations of designed functional materials.

ACKNOWLEDGMENTS

O.L. and M.N.J. acknowledge support from the SuMo Biomaterials center of excellence. We also thank Kristian Lindgren for helpful discussions.

¹P. W. K. Rothmund, *Nature (London)* **440**, 297 (2006).

²Y. Bao, M. Beerman, and K. M. Krishnan, *J. Magn. Magn. Mater.* **272–276** (Suppl.), E1367 (2004).

³A. Yethiraj and A. van Blaaderen, *Nature* **421**, 513 (2003).

⁴Y.-S. Cho, G.-R. Yi, J.-M. Lim, S.-H. Kim, V. N. Manoharan, D. J. Pine, and S.-M. Yang, *J. Amer. Chem. Soc.* **127**, 15968 (2005).

⁵A. Dong, J. Chen, P. M. Vora, J. M. Kikkawa, and C. B. Murray, *Nature (London)* **466**, 474 (2010).

⁶Q. Chen, S. C. Bae, and S. Granick, *Nature (London)* **469**, 381 (2011).

⁷S. Mossa, F. Sciortino, P. Tartaglia, and E. Zaccarelli, *Langmuir* **20**, 10756 (2004).

⁸Z. Zhang and S. C. Glotzer, *Nano Lett.* **4**, 1407 (2004).

⁹S. C. Glotzer, M. J. Solomon, and N. A. Kotov, *AIChE J.* **50**, 2978 (2004).

¹⁰M. Engel and H.-R. Trebin, *Phys. Rev. Lett.* **98**, 225505 (2007).

¹¹H. Spillmann, A. Dmitriev, N. Lin, P. Messina, J. V. Barth, and K. Kern, *J. Am. Chem. Soc.* **125**, 10725 (2003).

¹²J. C. Sinclair, K. M. Davies, C. Venien-Bryan, and M. E. M. Noble, *Nat. Nanotechnol.* **6**, 558 (2011).

¹³R. J. Macfarlane, B. Lee, M. R. Jones, N. Harris, G. C. Schatz, and C. A. Mirkin, *Science* **334**, 204 (2011).

¹⁴H. Cohn and A. Kumar, *Proc. Natl. Acad. Sci. U.S.A.* **106**, 9570 (2009).

¹⁵S. Hormoz and M. P. Brenner, *Proc. Natl. Acad. Sci. U.S.A.* **108**, 5193 (2011).

¹⁶S. Torquato, *Soft Matter* **5**, 1157 (2009).

¹⁷E. Edlund, O. Lindgren, and M. Nilsson Jacobi, *Phys. Rev. Lett.* **107**, 085503 (2011).

¹⁸Y. Min, M. Akbulut, K. Kristiansen, Y. Golan, and J. Israelachvili, *Nature Mater.* **7**, 527 (2008).

¹⁹K. Bishop, C. Wilmer, S. Soh, and B. Grzybowski, *Small* **5**, 1600 (2009).

²⁰C. E. Castro, F. Kilchherr, D.-N. Kim, E. L. Shiao, T. Wauer, P. Wortmann, M. Bathe, and H. Dietz, *Nat. Methods* **8**, 221 (2011).

²¹E. Bianchi, R. Blaak, and C. N. Likos, *Phys. Chem. Chem. Phys.* **13**, 6397 (2011).

²²G. Folland and A. Sitaram, *J. Fourier Anal. Appl.* **3**, 207 (1997).

²³E. Marcotte, F. H. Stillinger, and S. Torquato, *Soft Matter* **7**, 2332 (2011).

²⁴A. Jain, J. R. Errington, and T. M. Truskett, *Soft Matter* **9**, 3866–3870 (2013).

²⁵Defining good measures of complexity is surprisingly hard and the subject has a long and contentious history.^{36–38} None of the existing measures pertains to complexity in interaction potentials and we doubt one will be found. Even if we could define a quantitative measure with desirable theoretical properties, it is unlikely it will agree with realizability in the wide range of experimental systems available today.

²⁶Materials exhibiting this property have been called “stealth-materials.”³⁹

²⁷M. Florescu, S. Torquato, and P. J. Steinhardt, *Proc. Natl. Acad. Sci. U.S.A.* **106**, 20658 (2009).

²⁸The effect of the penalty at low wave numbers was referred to as hyper-uniformity in Ref. 27.

²⁹M. O. Lorenzo, C. J. Baddeley, C. Muryn, and R. Raval, *Nature (London)* **404**, 376 (2000).

³⁰S. Jenekhe and X. L. Chen, *Science* **283**, 372 (1999).

³¹Equation (5) is defined in two dimensions, the generalization to 3D is $\hat{V}_{\epsilon,|\mathbf{k}_i|}(k) = \frac{2|\mathbf{k}_i|}{\sqrt{\epsilon\pi k}} e^{-(|\mathbf{k}_i|^2+k^2)/\epsilon} \sinh(2|\mathbf{k}_i|k/\epsilon)$.

³²See supplementary material at <http://dx.doi.org/10.1063/1.4812727> for table of the potentials and suggested simulation parameters and the interaction potentials.

³³C. N. Likos, *Phys. Rep.* **348**, 267 (2001).

³⁴A. Yethiraj, *Soft Matter* **3**, 1099 (2007).

³⁵R. Roth, R. Evans, and S. Dietrich, *Phys. Rev. E* **62**, 5360 (2000); M. Dijkstra, R. van Roij, and R. Evans, *Phys. Rev. Lett.* **82**, 117 (1999).

³⁶R. Badii and A. Politi, *Complexity: Hierarchical Structures and Scaling in Physics* (Cambridge University Press, Cambridge, UK, 1999).

³⁷S. Lloyd and H. Pagels, *Ann. Phys. (N.Y.)* **188**, 186 (1988).

³⁸J. Crutchfield and K. Young, *Phys. Rev. Lett.* **63**, 105 (1989).

³⁹F. S. R. D. Batten and S. Torquato, *J. Appl. Phys.* **104**, 033504 (2008).