

Undoing measurement-induced dephasing in circuit QED

A. Frisk Kockum,^{*} L. Tornberg, and G. Johansson

Department of Microtechnology and Nanoscience, MC2, Chalmers University of Technology, SE-412 96 Gothenburg, Sweden

(Received 22 February 2012; published 24 May 2012)

We analyze the backaction of homodyne detection and photodetection on superconducting qubits in circuit quantum electrodynamics. Although both measurement schemes give rise to backaction in the form of stochastic phase rotations, which leads to dephasing, we show that this can be perfectly undone provided that the measurement signal is fully accounted for. This result improves on an earlier one [*Phys. Rev. A* **82**, 012329 (2010)], showing that the method suggested can be made to realize a perfect two-qubit parity measurement. We propose a benchmarking experiment on a single qubit to demonstrate the method using homodyne detection. By analyzing the limited measurement efficiency of the detector and bandwidth of the amplifier, we show that the parameter values necessary to see the effect are within the limits of existing technology.

DOI: [10.1103/PhysRevA.85.052318](https://doi.org/10.1103/PhysRevA.85.052318)

PACS number(s): 03.67.Pp, 03.65.Yz, 42.50.Dv, 42.50.Pq

I. INTRODUCTION

Recent developments in the field of superconducting qubits realizing long qubit coherence times [1], nondestructive single-shot homodyne measurements [2], use of fast FPGAs [3,4], and approaching of quantum limited parametric amplifiers [5] have opened up for the realization of, e.g., entanglement generation by measurement [6,7] and implementation of error correction protocols and fault-tolerant quantum computing [8]. It is known that measuring a quantum system introduces backaction which sometimes can limit the fidelity of the measurement. To realize a high-fidelity measurement, it is therefore necessary to understand the nature of the unnecessary backaction and how it can be mitigated or, in the best case, avoided.

In this paper, we discuss how to completely undo the dephasing induced by measurement on qubits in a circuit quantum electrodynamics (cQED) setup [9,10]. Our analysis is focused on the readout of a single qubit, but it is equally valid for the case of joint measurement on two qubits, which enables perfect parity measurement in this system. The reason for limiting the discussion largely to the single-qubit case is that the effect can be equally well understood and observed in a one-qubit measurement, which is beneficial from an experimental point of view.

In cQED, the qubit is coupled to a microwave resonator which gives rise to a state-dependent shift of the resonator frequency. The qubit and the field states become entangled and it is possible to read out the state of the qubit by measuring the state of the emitted microwave field. The homodyne measurement of one and two qubits was analyzed in Refs. [11–13], respectively. In the latter it was shown that when measurement parameters are tuned to realize a parity measurement, there is unwanted backaction in the form of a stochastic phase causing dephasing in the postmeasurement state. In Ref. [14] it was shown that this backaction can be partly undone by recording the homodyne current and applying conditional control pulses to undo the phase uncertainty.

In this work, we extend the analysis in Ref. [14] to show that not just part of the measurement-induced dephasing, but all of it, can be undone provided that the measurement signal is turned off and all photons pumped into the resonator are

accounted for. The result is in agreement with the simpler picture of a strong projective measurement of one of the field quadratures, for which it is easy to see that the dephasing can be undone given that no knowledge about the initial superposition is obtained.

To explore further the connection between information gain and dephasing, we consider the backaction when the field is measured using direct photodetection. This is interesting from an experimental point of view due to the recent developments in photon counting devices in the microwave spectrum [15–17]. Theorywise, the readout is interesting because the measurement adds additional backaction apart from the fundamental projection postulated by quantum mechanics [18]. By deriving an effective stochastic master equation (SME) for the qubit degrees of freedom, we show that, when the photons contain no information about the qubit state, it is possible to completely undo the dephasing by recording the time when each photon is detected. Hence, the connection between information and backaction is established in this case as well.

Finally, we suggest the implementation of a simple one-qubit experiment to test the undoing of dephasing in the homodyne case and show that it is possible to observe the effect with existing state-of-the-art measurement devices.

This paper is organized as follows. In Sec. II we show the connection between information gain and backaction using a simple toy model consisting of two entangled qubits and a projective measurement. In Sec. III we present the model describing measurement of one qubit in a resonator, considering two cases: homodyne detection and photodetection. In Sec. IV we show, for both detection schemes, how the measurement-induced dephasing can be perfectly undone. For homodyne measurement, the result holds equally well for the case of two qubits. In Sec. V we describe an experiment to test this in cQED, for the case of homodyne detection, and discuss suitable parameters. Conclusions are given in Sec. VI.

II. INFORMATION GAIN VS BACKACTION

To illustrate the connection between information gain and backaction we consider two entangled qubits,

$$\begin{aligned}
 |\psi\rangle &= \alpha|gg\rangle + \beta|ee\rangle \\
 &= (\alpha|g\rangle + \beta|e\rangle)\frac{|g\rangle + |e\rangle}{2} + (\alpha|g\rangle - \beta|e\rangle)\frac{|g\rangle - |e\rangle}{2}. \quad (1)
 \end{aligned}$$

^{*}friska@chalmers.se

It is clear that making a measurement along the z axis of qubit 2, $\sigma_z^{(2)}$, gives information about $|\alpha|^2$ and $|\beta|^2$, with the postmeasurement state of the first qubit given by the mixed state $\rho_{\text{qb1}} = \text{diag}(|\alpha|^2, |\beta|^2)$. If we, on the other hand, choose to measure $\sigma_x^{(2)}$, we get the results ± 1 with equal probability, hence revealing no information about α and β . The postmeasurement state of qubit 1 is

$$|\psi\rangle_{\text{qb1}} = \begin{cases} \alpha|g\rangle + \beta|e\rangle, & \text{if } \sigma_x^{(2)} = +1, \\ \alpha|g\rangle - \beta|e\rangle, & \text{if } \sigma_x^{(2)} = -1, \end{cases}$$

resulting in a pure state, which is either left untouched or phase flipped. Note that, depending on the measurement result, one can reverse the effect of measurement, leaving the state uncorrupted.

The situation in cQED is very similar to this model, albeit more complex in two senses; the second qubit is replaced with the more complex field state, and the measurement cannot be considered strong but is instead happening on a time scale comparable to the resonator linewidth. In the following we show that the simple symmetry between information gain and backaction is preserved despite these complications.

III. SYSTEM

A. Hamiltonian and master equation

We consider a cQED setup with one qubit coupled to a resonator driven by a measurement signal described by the Hamiltonian [9]

$$H = \frac{\omega_a}{2}\sigma_z + \omega_r a^\dagger a + g(a^\dagger\sigma_- + a\sigma_+) + [\varepsilon_d(t)a^\dagger e^{-i\omega_d t} + \varepsilon_d^*(t)a e^{i\omega_d t}], \quad (2)$$

where we have set $\hbar = 1$, ω_a (ω_r) is the resonance frequency of the qubit (resonator), g is the coupling strength between the resonator and the qubit, a (a^\dagger) is the annihilation (creation) operator for the resonator, σ_- (σ_+) is the lowering (raising) operator of the qubit, $\varepsilon_d(t)$ is the amplitude of the measurement drive, and ω_d is the frequency of the measurement signal.

In the dispersive regime, $|\Delta| = |\omega_a - \omega_r| \gg g$, the effective Hamiltonian of the system is given by Ref. [9]

$$H_{\text{eff}} = \frac{\tilde{\omega}_a}{2}\sigma_z + \Delta_r a^\dagger a + \chi a^\dagger a \sigma_z + (\varepsilon_d(t)a^\dagger + \varepsilon_d^*(t)a), \quad (3)$$

where $\chi = g^2/\Delta$, $\tilde{\omega}_a = \omega_a + \chi$, $\Delta_r = \omega_r - \omega_d$, and we have moved to a frame rotating with the measurement signal frequency ω_d . The master equation for the cavity + qubit system in this frame is [19]

$$\dot{\rho} = -i[H_{\text{eff}}, \rho] + \kappa \mathcal{D}[a]\rho + \gamma_1 \mathcal{D}[\sigma_-]\rho + \frac{\gamma_\phi}{2} \mathcal{D}[\sigma_z]\rho, \quad (4)$$

where ρ is the density matrix of the system, $\mathcal{D}[X]\rho = X\rho X^\dagger - \frac{1}{2}X^\dagger X\rho - \frac{1}{2}\rho X^\dagger X$ are Lindblad operators [20], κ is the resonator decay rate, and γ_1 and γ_ϕ are the qubit relaxation and dephasing rates, respectively. If the resonator state is coherent, and $\kappa \gg \gamma_1$, the field amplitudes solving Eq. (4) are given by Ref. [21]

$$\dot{\alpha}_g(t) = -i\varepsilon_d(t) - i(\Delta_r - \chi)\alpha_g(t) - \frac{\kappa}{2}\alpha_g(t), \quad (5)$$

$$\dot{\alpha}_e(t) = -i\varepsilon_d(t) - i(\Delta_r + \chi)\alpha_e(t) - \frac{\kappa}{2}\alpha_e(t), \quad (6)$$

depending on whether the qubit is in the ground state $|g\rangle$ or the excited state $|e\rangle$.

B. Stochastic master equations

Although the master equation in Eq. (4) describes the evolution of the open system, we need to take into account the conditional evolution given one certain measurement trace. In this section, we consider two types of measurement: homodyne detection and photodetection.

The SME [22] describing the system evolution conditioned on homodyne detection is given by

$$d\rho = \mathcal{L}_{\text{tot}}\rho dt + \sqrt{\kappa\eta}\mathcal{M}[ae^{-i\phi}]\rho dW(t), \quad (7)$$

where $\mathcal{L}_{\text{tot}}\rho$ is the right-hand side of Eq. (4), η is the measurement efficiency, and $\mathcal{M}[c]\rho = c\rho + \rho c^\dagger - \langle c + c^\dagger \rangle \rho$ is the measurement operator with $\langle A \rangle = \text{tr}(A\rho)$. The phase of the local oscillator is given by ϕ , and $dW(t)$ is a Wiener increment defined by $E[dW(t)] = 0$ and $E[dW(t)^2] = dt$. The homodyne current is given by

$$j(t)dt = \sqrt{\kappa\eta}\langle ae^{-i\phi} + a^\dagger e^{i\phi} \rangle dt + dW(t). \quad (8)$$

For the case of photodetection the SME is [23]

$$d\rho = -\frac{i}{\hbar}[H_{\text{eff}}, \rho]dt + (1 - \eta)\kappa \mathcal{D}[a]\rho dt + \gamma_1 \mathcal{D}[\sigma_-]\rho dt + \frac{\gamma_\phi}{2} \mathcal{D}[\sigma_z]\rho dt + \mathcal{G}[a]\rho dN(t) - \frac{1}{2}\eta\kappa \mathcal{M}[a^\dagger a]\rho dt, \quad (9)$$

where $\mathcal{G}[c]\rho = \frac{c\rho c^\dagger}{\langle c^\dagger c \rangle} - \rho$, and $dN(t)$ is a Poisson point process with the properties $dN(t)^2 = dN(t)$ and $E[dN(t)] = \eta\kappa \langle a^\dagger a \rangle dt$.

Although Eq. (7) and Eq. (9) can be used directly to study the measurement backaction, they provide little intuition and understanding. Instead we choose to trace out the resonator degrees of freedom and work with effective equations for the qubit degrees of freedom only.

C. Effective stochastic master equations

The effective SME for the qubit degrees of freedom when read out through homodyne detection was derived in Ref. [11] and is given by

$$d\rho^{\text{qb}} = -i\frac{\tilde{\omega}_a + B}{2}[\sigma_z, \rho^{\text{qb}}]dt + \gamma_1 \mathcal{D}[\sigma_-]\rho^{\text{qb}} dt + \frac{\gamma_\phi + \Gamma_d}{2} \mathcal{D}[\sigma_z]\rho^{\text{qb}} dt + \sqrt{\kappa\eta}\mathcal{M}[\Pi_\alpha e^{-i\phi}]\rho^{\text{qb}} dW(t), \quad (10)$$

where $\Pi_\alpha = \alpha_g \Pi_g + \alpha_e \Pi_e$. Here $\Gamma_d = 2\chi \text{Im}(\alpha_g \alpha_e^*)$ is the measurement-induced dephasing and $B = 2\chi \text{Re}(\alpha_g \alpha_e^*)$ gives the ac Stark shift. The homodyne current is given in terms of qubit operators by

$$j(t)dt = \sqrt{\kappa\eta}\langle \Pi_\alpha e^{-i\phi} + \Pi_\alpha^\dagger e^{i\phi} \rangle_{\rho^{\text{qb}}} dt + dW(t). \quad (11)$$

In the Appendix, we follow the procedure in Ref. [11] to derive an effective SME for the case of photodetection. Applying the displacement transformation

$$\mathbf{P} = \Pi_g D[\alpha_g] + \Pi_e D[\alpha_e], \quad (12)$$

where $\Pi_{e/g} = |e/g\rangle\langle e/g|$ and $D[\alpha] = \exp(\alpha a^\dagger - \alpha^* a)$, to Eq. (9) takes the system to a frame of reference where the resonator field is in the vacuum state. This makes it possible to trace out the resonator degrees of freedom, enabling us to derive the effective SME for the qubit conditioned on photodetection:

$$\begin{aligned} d\rho^{\text{qb}} = & -i \frac{\tilde{\omega}_a + B}{2} [\sigma_z, \rho^{\text{qb}}] dt + \gamma_1 \mathcal{D}[\sigma_-] \rho^{\text{qb}} dt \\ & + \frac{\gamma_\phi + \Gamma_d}{2} \mathcal{D}[\sigma_z] \rho^{\text{qb}} dt - \eta \kappa \mathcal{D}[\Pi_\alpha] \rho^{\text{qb}} dt \\ & - \frac{1}{2} \eta \kappa \mathcal{M}[\Pi_\alpha^\dagger \Pi_\alpha] \rho^{\text{qb}} dt + \mathcal{G}[\Pi_\alpha] \rho^{\text{qb}} dN(t). \end{aligned} \quad (13)$$

IV. DEPHASING

To study the unwanted measurement-induced dephasing in the single-qubit case, we consider the case $\Delta_r = 0$, which implies $\alpha_g = -\alpha_e^*$ for the field state. In this case, doing homodyne detection with $\phi = \pi/2$ (measuring the projection of α_i on the imaginary axis) or photodetection (measuring the photon number) will not give any information about the qubit state. However, the measurement still gives rise to dephasing in the form of stochastic phase rotations. The presence of photons in the resonator changes the qubit frequency, and the detection of the measurement photons will thus give a phase rotation as backaction, in close analogy with the $\sigma_x^{(2)}$ measurement in Sec. II. For the homodyne case, the analysis is equally valid for a measurement of two-qubit parity where the unwanted backaction gives rise to dephasing within the negative-parity subspace [14]. In analogy with Sec. II, we show how this can be perfectly undone given the measurement result.

A. Homodyne detection

We consider the effective SME, Eq. (10), with $\gamma_1 = \gamma_\phi = 0$, $\phi = \pi/2$, and exclude the coherent evolution, since this only gives rise to a deterministic phase which can be undone. In this case the SME can be solved analytically with the solution

$$\begin{aligned} \rho_{gg}(t) &= \rho_{gg}(0), \\ \rho_{eg}(t) &= \rho_{eg}(0) \exp \left(\int_0^t \{-\Gamma_d(s) + 2\kappa\eta \text{Re}^2[\alpha_g(s)]\} ds \right. \\ &\quad \left. + 2i\sqrt{\kappa\eta} \int_0^t \text{Re}[\alpha_g(s)] dW(s) \right), \end{aligned} \quad (14)$$

where, from now on, we drop the superscript “qb.” The second equation gives the dephasing and was investigated in Ref. [14] for the two-qubit case in the context of parity measurement. There, a constant measurement tone was assumed and it was found that there was inevitable dephasing resulting in a mixed postmeasurement state. This was attributed to the finite response time of the cavity. Here, we extend the analysis and turn off the measurement signal at time t_{meas} such that $\epsilon_d(t) = \epsilon_m(\Theta(t) - \Theta(t - t_{\text{meas}}))$, where $\Theta(t)$ is the Heaviside step function. In this case the solution to Eq. (5) is given by

$$\begin{aligned} \alpha_g(t) &= \frac{2\epsilon_m}{2\chi + i\kappa} \left[\left(1 - \exp \left(- \left(\frac{\kappa}{2} - i\chi \right) t \right) \right) \Theta(t) \right. \\ &\quad \left. - \left(1 - \exp \left(- \left(\frac{\kappa}{2} - i\chi \right) (t - t_{\text{meas}}) \right) \right) \Theta(t - t_{\text{meas}}) \right], \end{aligned} \quad (15)$$

which, inserted in the real part of the exponent in Eq. (14), gives

$$\lim_{t \rightarrow \infty} \int_0^t \{-\Gamma_d(s) + 2\kappa \text{Re}^2[\alpha_g(s)]\} ds = \lim_{t \rightarrow \infty} \frac{[\alpha_g(t) - \alpha_e(t)]^2}{4} = 0, \quad (16)$$

where it should be noted that we have assumed a quantum limited measurement $\eta = 1$. Hence, by turning off the measurement signal and allowing for all the information that is encoded about the qubit state to be measured, we completely recover the initial pure state of the qubit except for the stochastic phase seen in the second row in Eq. (14). This is one of the main results of this paper. If, on the other hand, the measurement signal is not turned off, there will always be some photons left in the resonator and the information which is thus withheld from us gives the residual dephasing that was found in Ref. [14].

The fact that the measurement-induced dephasing is 0 when not acquiring information about the qubit state is not apparent when looking at Eq. (10). However, since the decrease in the off-diagonal element is associated with the gradual projection onto one of the measurement eigenstates, the result is expected. This was also found in Ref. [12] using a quantum Bayesian formalism in the limit $\chi \ll \kappa$.

The imaginary part of the exponent in Eq. (14) gives stochastic phase kicks to the qubit. Averaging this over many trajectories would give rise to dephasing. However, since we measure the homodyne current, which simplifies from Eq. (11) to

$$j(t)dt = 2\sqrt{\kappa\eta} \text{Im}(\alpha_g(t))dt + dW(t) \quad (17)$$

for the case $\phi = \pi/2$, and we know $\alpha_g(t)$, we can extract $dW(t)$ and the stochastic phase kicks from our measurement. In conclusion, if $\eta = 1$, we are able to completely determine the measurement-induced phase kick to the qubit and undo it after each run of the experiment, essentially undoing the measurement-induced dephasing. The elimination of the stochastic phase was also discussed in Ref. [12]. Here, a direct feedback controller was used to modulate the qubit frequency. This suggestion requires the modulation to be done on the time scale of the fluctuations in the measured current. Our suggestion is not limited by this since the entire phase is undone using a single control pulse at the end of the measurement.

The connection between phase rotation and measurement result can be made intuitively clear by considering the strong version of the measurement, i.e., a projection on one of the eigenstates of the field quadrature $P = i(a^\dagger - a)/\sqrt{2}$. The postmeasurement state of the qubit is given by

$$|\psi\rangle_{\text{qb}} = \frac{1}{N} (\delta \langle p | \alpha_g \rangle |g\rangle + \gamma \langle p | \alpha_e \rangle |e\rangle), \quad (18)$$

where N is a normalization, the overlap integral $\langle p | \beta \rangle$ is given by Ref. [24]

$$\langle p | \beta \rangle = \frac{1}{\pi^{1/4}} \exp[-\text{Im}(\beta)^2 - 2\beta^2 - (p + i\sqrt{2}\beta)^2], \quad (19)$$

and δ and γ are arbitrary complex numbers satisfying $|\delta|^2 + |\gamma|^2 = 1$ and $P|p\rangle = p|p\rangle$. The off-diagonal element in the

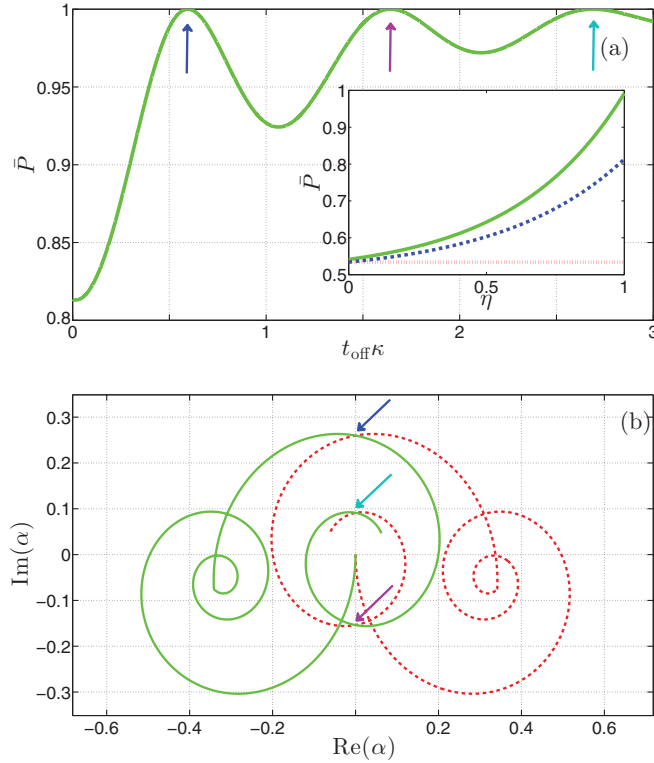


FIG. 1. (Color online) (a) Purity as a function of waiting time t_{off} . After each measurement, a phase correction conditioned on the measurement trace was applied as described in the text. The parameters are given by $\varepsilon_d = \kappa$, $t_{\text{meas}} = 5/\kappa$, and $\chi = 3\kappa$. The initial state is $|\psi\rangle = (|0\rangle + |1\rangle)/\sqrt{2}$. Inset: Purity as a function of measurement efficiency for the case of no feedback [dotted (red) curve], feedback without accounting for all photons [dashed (blue) curve], and feedback with full accounting [solid (green) curve]. Here, $t_{\text{off}} = 3/\kappa$. (b) Time evolution of the cavity field α_e [solid (green) curve] and α_g [dashed (red) curve]. After the measurement signal is turned off, the field starts to spiral back towards the origin. At certain points in time (arrows), $\alpha_e = \alpha_g$, for which the qubit state is pure.

postmeasurement density matrix is hence given by

$$\rho_{eg}^{\text{post}} = \delta^* \gamma e^{-i2\sqrt{2}\text{Re}(\alpha_g)p}, \quad (20)$$

where we have used the specific symmetries of the measurement setup. In the strong-measurement limit, the only effect on the state is to apply a stochastic phase rotation between $|g\rangle$ and $|e\rangle$ whose magnitude depends on the measurement outcome p . This is in analogy with the analysis above. The difference between the strong and the weak measurement only lies in the fact that the entire measurement trace must be accounted for if the measurement is weak.

In Fig. 1(a) we plot the purity as a function of the waiting time after the measurement signal has been turned off, t_{off} . Using the procedure outlined above to correct the measurement-induced phase kicks, we see that the postmeasurement state approaches a pure state when all the photons have been accounted for. Observe that the purity oscillates during the measurement such that the qubit state is pure at certain points in time. We can understand this by looking at the time evolution of the resonator states, which is plotted in Fig. 1(b). After the measurement signal has been turned off

α_g and α_e spiral towards the origin. We see that the times for which $\bar{P} = 1$ coincides with the times at which the resonator states overlap. The overlap integral in Eq. (19) is the same at these points, such that the photons remaining in the resonator carry no information about the qubit state. To ensure that the purity remains 1, however, we must wait until all photons have left the resonator, which takes a few resonator lifetimes.

1. Parity measurement

The result presented in Eq. (16) can easily be extended to the case of joint parity measurement on two qubits which was studied in detail in Ref. [14]. In this case, the qubit-resonator couplings and detunings are given by $g_1 = g_2$ and $\Delta_1 = -\Delta_2$, which enables an observer to distinguish the parity of a two-qubit state. As shown in Ref. [13], this results in dephasing within the negative-parity subspace spanned by $|eg\rangle$ and $|ge\rangle$. In analogy with the single-qubit measurement, this dephasing originates from the entanglement with the field states α_{ge} and α_{eg} . Since these evolve in the same way as α_g and α_e [but with the replacement $\chi \rightarrow 2\chi$ in Eqs. (5) and (6)], the result in Eq. (16) holds equally well with the substitution $\alpha_g \rightarrow \alpha_{ge}$ and $\alpha_e \rightarrow \alpha_{eg}$, which shows that the measurement-induced dephasing can be completely undone in the two-qubit case as well. In this way it is possible to realize a perfect parity measurement in cQED.

B. Photodetection

In Sec. IV A, we saw that it is possible to gain insight into the backaction of the weak measurement by looking at the corresponding strong-measurement limit. In the case of photodetection the detector adds additional backaction to the system by absorbing the photons that are detected. Hence, the postmeasurement state is a vacuum and not an eigenstate of the photon number operator corresponding to the number of measured photons. For the choice of parameters considered in Sec. IV A there is, however, nothing in the field states which allows us to distinguish the qubit states when measuring the photon number. We now show that, despite the additional backaction, the purity of the qubit state is preserved, as it should be if no information is acquired. To this end we consider the effective photodetection SME, Eq. (13), with the same choice of parameters as for the homodyne case:

$$d\rho = \frac{\Gamma_d}{2} \mathcal{D}[\sigma_z] \rho dt - \eta \kappa \mathcal{D}[\Pi_\alpha] \rho dt - \frac{1}{2} \eta \kappa \mathcal{M}[\Pi_\alpha^\dagger \Pi_\alpha] \rho dt + \mathcal{G}[\Pi_\alpha] \rho dN(t). \quad (21)$$

This gives the following two equations for the elements of the density matrix:

$$d\rho_{gg} = 0, \quad (22)$$

$$d\rho_{eg} = \left(-\Gamma_d + \eta \kappa (\alpha_e^2 + N_\alpha) \right) \rho_{eg} dt - \frac{\alpha_e^2 + N_\alpha}{N_\alpha} \rho_{eg} dN(t), \quad (23)$$

where we have introduced the average photon number $N_\alpha \equiv |\alpha_g|^2$. The second equation describes the dephasing and has

the analytic solution [25]

$$\rho_{eg}(t) = \exp\left(\int_0^t (-\Gamma_d(s) + \eta\kappa(\alpha_e^2(s) + N_\alpha(s)))ds\right) \times \rho_{eg}(0) \prod_{t_N \leq t} -e^{i2\xi(t_N)}, \quad (24)$$

where $\xi = \text{Arg}(\alpha_e)$ and t_N are the times at which the photons are detected. Observing that

$$\alpha_e^2 = 2\text{Re}^2(\alpha_g) - N_\alpha + i\text{Im}(\alpha_e^2), \quad (25)$$

Eq. (24) reduces to (in the case $\eta = 1$ and $t \gg t_{\text{meas}}$)

$$\rho_{eg}(t) = \rho_{eg}(0) \exp\left(i \int_0^t \kappa \text{Im}(\alpha_e^2(s)) ds\right) \prod_{t_N \leq t} -e^{i2\xi(t_N)}, \quad (26)$$

where we have used the result from Eq. (16). We see that the qubit state acquires a phase kick at each time a photon is detected. The size of this is just twice the phase of the applied readout field, which is a deterministic quantity. As for the homodyne case, the measurement backaction preserves the purity of the state and the initial state can be perfectly recovered by an observer who keeps track of the times when the photons arrive at the detector.

V. EXPERIMENT

Although experimental progress in microwave photodetectors is promising [15–17], it is, as of today, difficult to test Eq. (26) experimentally. Homodyne detection, on the other hand, is routinely used to read out the single- and multiqubit states in cQED [26], suggesting that, at least, it should be possible to undo the measurement-induced dephasing with this setup. The feedback scheme suggested above assumes a perfect record of the measurement current needed to calculate the necessary conditional phase kickback. Unfortunately, this requires a quantum limited ($\eta = 1$) detector with an infinite bandwidth [in order to perfectly resolve $j(t)$]. Current state-of-the-art measurements in cQED are done with parametric amplifiers [5,27,28] having a typical measurement efficiency of $\eta = 0.4$ and bandwidth $\text{BW} = 10$ MHz.

To see if the effect of feedback can be observed with realistic measurement parameters, we model the effect of a finite amplifier bandwidth by inserting a second resonator between the system of interest and an amplifier having an infinite bandwidth and a detector with measurement efficiency η . The second resonator is characterized by a loss rate $\kappa_b = \text{BW}/2$ through each of its sides and annihilation operator b . The setup is depicted in Fig. 2. Using the (S,L,H) formalism for cascaded quantum systems [29,30], the SME for the full system is given by

$$d\rho = \left[-\frac{i}{\hbar} [H_{\text{eff}}, \rho] + \kappa \mathcal{D}[a]\rho + 2\kappa_b \mathcal{D}[b]\rho + \gamma_1 \mathcal{D}[\sigma_-]\rho + \frac{\gamma_\phi}{2} \mathcal{D}[\sigma_z]\rho - \sqrt{\kappa_b \kappa} ([\rho a^\dagger, b] + [b^\dagger, a\rho]) \right] dt + \sqrt{\kappa_b \eta} \mathcal{M}[be^{-i\phi}]\rho dW(t), \quad (27)$$

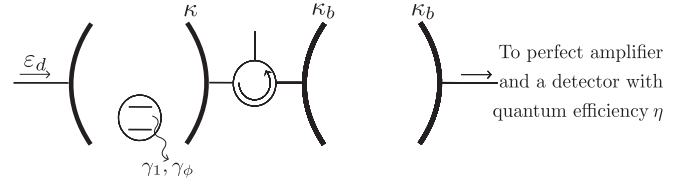


FIG. 2. Setup used to model the finite bandwidth of the detector. The second cavity acts as a bandpass filter with bandwidth $2\kappa_b$, being perfectly transparent to signals at the measurement frequency but becoming increasingly more reflective as the frequency of the incoming signal becomes more detuned from the measurement frequency.

where, in this case, the homodyne current is given by

$$j(t)dt = \sqrt{\kappa_b \eta} (be^{-i\phi} + b^\dagger e^{i\phi}) dt + dW(t). \quad (28)$$

In Fig. 3 we plot the purity of the postmeasurement state as a function of the amplifier bandwidth. The results are obtained by numerical integration of Eq. (27) including both resonators' degrees of freedom. Given the homodyne current, we extract the noise process by assuming Eq. (17). Since the true current is given by Eq. (28), this will lead to a wrong estimation of the phase kickback, which limits the fidelity of the process. For the parameter values quoted above, there is, however, a clear distinction between the purity of the postmeasurement state with feedback and that without the feedback protocol proposed, thereby suggesting that it should be possible to see this effect using state-of-the-art cQED readout and control technology. Such an experiment would serve as a powerful benchmark to show how well qubits in a cQED architecture can be controlled and measured.

Apart from the measurement infidelities in the experimental setup, we have to take into account the time it takes to analyze the measurement result needed to calculate the right kickback. Comparing the coherence times of transmon-type qubits ($\sim 50 \mu\text{s}$ [1]) with the current performance of state-of-the-art FPGAs [3], this might be possible but comes at the cost of difficult implementation. Instead of the direct scheme

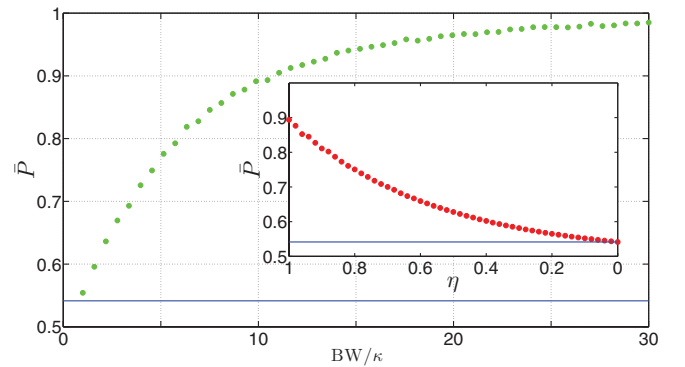


FIG. 3. (Color online) The dotted (green) curve shows the purity of the qubit density matrix after measurement, with phase correction after $t = t_{\text{meas}} + t_{\text{off}}$, as a function of the amplifier bandwidth. The solid (blue) line is the purity without any phase correction. Parameters are as in Fig. 1 with $t_{\text{off}} = 10/\kappa$. Inset: Purity vs measurement efficiency for $\text{BW} = 10\kappa$ with [dotted (red) curve] and without [solid (blue) line] phase correction.

proposed in Sec. IV A, we therefore propose the following, simple protocol, which avoids these complications.

(1) Prepare the qubit in the superposition state $|\Psi\rangle = (|0\rangle + |1\rangle)/\sqrt{2}$.

(2) Apply a weak “measurement” signal with local oscillator phase $\phi = \pi/2$ during time t_{meas} and wait a time t_{off} . Record the corresponding homodyne current and store the result. This will only induce a stochastic phase rotation, which we seek to undo.

(3) Apply a pulse that changes the phase of the qubit randomly by ϕ_0 .

(4) Do a strong measurement of the qubit ($\phi = 0$). This does not cause additional phase rotations but projects the qubit state on the measurement eigenbasis. Store the result.

When this protocol has been repeated many times there is plenty of time to calculate the required phase ϕ_{calc} for each measurement run. Given this, postselect the runs where ϕ_0 is in the range $[\phi_{\text{calc}} - \delta, \phi_{\text{calc}} + \delta]$ and look at the purity of the final state. Here, δ is a phase interval which determines the trade-off between the purity of the chosen states and the number of successful kickbacks.

VI. CONCLUSION

We have studied the measurement-induced dephasing in a single qubit in the two cases of homodyne detection and photodetection. We show that the dephasing can be

completely undone if all the photons in the resonator are measured. We also show that this procedure undoes all the unwanted backaction in a parity measurement on two qubits, thereby improving the results in Ref. [14]. Furthermore, we have described and analyzed an experimental proposal for testing the effect in the case of homodyne detection on one qubit in a resonator. We show that the experiment is feasible in a parameter regime accessible with existing technologies in cQED.

ACKNOWLEDGMENTS

We thank L. DiCarlo, H. Wiseman, A. Korotkov, and H. Mabuchi for valuable discussions. This work was supported by the Swedish Research Council and by the EU through the integrated project SOLID.

APPENDIX: DERIVING THE EFFECTIVE STOCHASTIC MASTER EQUATION FOR PHOTODETECTION

To derive the effective SME for photodetection, Eq. (13), from the full SME, Eq. (9), we follow the procedure outlined in Ref. [11], which was used to derive Eq. (10) from Eq. (7). We begin by applying the displacement transformation, Eq. (12), on the unnormalized version of Eq. (9) (replacing the superoperators \mathcal{M} and \mathcal{G} with $\bar{\mathcal{M}}[c]\bar{\rho} = c\bar{\rho} + \bar{\rho}c^\dagger$ and $\bar{\mathcal{G}}[c]\bar{\rho} = c\bar{\rho}c^\dagger - \bar{\rho}$),

$$d\bar{\rho}^{\mathbf{P}} = -\frac{i}{\hbar}[H_{\text{eff}}^{\mathbf{P}}, \bar{\rho}^{\mathbf{P}}]dt + (1-\eta)\kappa\mathcal{D}[a^{\mathbf{P}}]\bar{\rho}^{\mathbf{P}}dt + \gamma_1\mathcal{D}[\sigma_-^{\mathbf{P}}]\bar{\rho}^{\mathbf{P}}dt + \frac{\gamma_\phi}{2}\mathcal{D}[\sigma_z^{\mathbf{P}}]\bar{\rho}^{\mathbf{P}}dt - \frac{1}{2}\eta\kappa\bar{\mathcal{M}}[a^\dagger a^{\mathbf{P}}]\bar{\rho}^{\mathbf{P}}dt + \bar{\mathcal{G}}[a^{\mathbf{P}}]\bar{\rho}^{\mathbf{P}}dN(t) + \bar{\rho}^{\mathbf{P}}\mathbf{P}^\dagger d\mathbf{P} + d\mathbf{P}^\dagger \mathbf{P}\bar{\rho}^{\mathbf{P}}, \quad (\text{A1})$$

where we have defined operators in the displaced frame $c^{\mathbf{P}} = \mathbf{P}^\dagger c \mathbf{P}$. By a direct calculation of the transformed operators and using Eqs. (5) and (6), we arrive at the SME in the displaced frame,

$$d\bar{\rho}^{\mathbf{P}} = -i\left[\frac{\tilde{\omega}_a}{2}\sigma_z + (\Delta_r + \chi\sigma_z)a^\dagger a + \frac{1}{2}(\varepsilon_d\Pi_\alpha^\dagger + \varepsilon_d^*\Pi_\alpha), \bar{\rho}^{\mathbf{P}}\right]dt + (1-\eta)\kappa\mathcal{D}[a]\bar{\rho}^{\mathbf{P}}dt + \gamma_1\mathcal{D}[\sigma_-^{\mathbf{P}}]\bar{\rho}^{\mathbf{P}}dt + \frac{\gamma_\phi}{2}\mathcal{D}[\sigma_z^{\mathbf{P}}]\bar{\rho}^{\mathbf{P}}dt + (1-\eta)\kappa(\mathcal{D}[\Pi_\alpha]\bar{\rho}^{\mathbf{P}} + a[\bar{\rho}^{\mathbf{P}}, \Pi_\alpha^\dagger] + [\Pi_\alpha, \bar{\rho}^{\mathbf{P}}]a^\dagger)dt - \frac{1}{2}\eta\kappa((a^\dagger a + 2a\Pi_\alpha^\dagger + \Pi_\alpha^\dagger\Pi_\alpha)\bar{\rho}^{\mathbf{P}} + \bar{\rho}^{\mathbf{P}}(a^\dagger a + 2a^\dagger\Pi_\alpha + \Pi_\alpha^\dagger\Pi_\alpha))dt + (a\bar{\rho}^{\mathbf{P}}a^\dagger + a\bar{\rho}^{\mathbf{P}}\Pi_\alpha^\dagger + \Pi_\alpha\bar{\rho}^{\mathbf{P}}a^\dagger + \Pi_\alpha\bar{\rho}^{\mathbf{P}}\Pi_\alpha^\dagger - \bar{\rho}^{\mathbf{P}})dN(t). \quad (\text{A2})$$

The transformed density matrix can be expanded in eigenstates of σ_z and $a^\dagger a$,

$$\bar{\rho}^{\mathbf{P}} = \sum_{n,m=0}^{\infty} \sum_{i,j=g,e} \bar{\rho}_{nmij}^{\mathbf{P}} |n, i\rangle \langle m, j|, \quad (\text{A3})$$

such that the reduced density matrix for the qubit, ρ^{qb} , is found by tracing out the resonator degrees of freedom,

$$\begin{aligned} \bar{\rho}^{\text{qb}} &= \text{tr}_{\text{res}}(\mathbf{P}\bar{\rho}^{\mathbf{P}}\mathbf{P}^\dagger) \\ &= \sum_{n,m=0}^{\infty} \sum_{i,j=g,e} \bar{\rho}_{nmij}^{\mathbf{P}} |i\rangle \langle j| \langle m| D^\dagger(\alpha_j) D(\alpha_i) |n\rangle \\ &= \sum_{n,m=0}^{\infty} \sum_{i,j=g,e} \bar{\rho}_{nmij}^{\mathbf{P}} |i\rangle \langle j| d_{mij} \exp(-i\text{Im}(\alpha_j\alpha_i^*)), \end{aligned} \quad (\text{A4})$$

where we have defined $d_{pqij} = \langle p|D(\beta_{ij})|q\rangle$, and $\beta_{ij} = \alpha_i - \alpha_j$.

The evolution of the density matrix elements is given by Eq. (A2):

$$d\bar{\rho}_{nmgg}^{\mathbf{P}} = \left(\left(-i(\Delta_r - \chi)(n-m) - \frac{\kappa}{2}(n+m) \right) \bar{\rho}_{nmgg}^{\mathbf{P}} + \kappa\sqrt{(n+1)(m+1)}\bar{\rho}_{n+1,m+1,gg}^{\mathbf{P}} + \gamma_1 \sum_{p,q=0}^{\infty} \bar{\rho}_{pqee}^{\mathbf{P}} d_{npqg} d_{qmge} \right. \\ \left. - \frac{1}{2}\kappa\eta((n+m+2|\alpha_g|^2)\bar{\rho}_{nmgg}^{\mathbf{P}} + \alpha_g^*\sqrt{n+1}\bar{\rho}_{n+1,mgg}^{\mathbf{P}} + \alpha_g\sqrt{m+1}\bar{\rho}_{n,m+1,gg}^{\mathbf{P}}) \right) dt \\ + (\sqrt{(n+1)(m+1)}\bar{\rho}_{n+1,m+1,gg}^{\mathbf{P}} + \alpha_g^*\sqrt{n+1}\bar{\rho}_{n+1,mgg}^{\mathbf{P}} + \alpha_g\sqrt{m+1}\bar{\rho}_{n,m+1,gg}^{\mathbf{P}} + (|\alpha_g|^2 - 1)\bar{\rho}_{nmgg}^{\mathbf{P}}) dN(t), \quad (\text{A5})$$

$$d\bar{\rho}_{nmee}^{\mathbf{P}} = \left(\left(-i(\Delta_r - \chi)(n-m) - \frac{\kappa}{2}(n+m) \right) \bar{\rho}_{nmee}^{\mathbf{P}} + \kappa\sqrt{(n+1)(m+1)}\bar{\rho}_{n+1,m+1,ee}^{\mathbf{P}} + \gamma_1 \bar{\rho}_{nmee}^{\mathbf{P}} \right. \\ \left. - \frac{1}{2}\kappa\eta((n+m+2|\alpha_e|^2)\bar{\rho}_{nmee}^{\mathbf{P}} + \alpha_e^*\sqrt{n+1}\bar{\rho}_{n+1,mee}^{\mathbf{P}} + \alpha_e\sqrt{m+1}\bar{\rho}_{n,m+1,ee}^{\mathbf{P}}) \right) dt \\ + (\sqrt{(n+1)(m+1)}\bar{\rho}_{n+1,m+1,ee}^{\mathbf{P}} + \alpha_e^*\sqrt{n+1}\bar{\rho}_{n+1,mee}^{\mathbf{P}} + \alpha_e\sqrt{m+1}\bar{\rho}_{n,m+1,ee}^{\mathbf{P}} + (|\alpha_e|^2 - 1)\bar{\rho}_{nmee}^{\mathbf{P}}) dN(t), \quad (\text{A6})$$

$$d\bar{\rho}_{nmeg}^{\mathbf{P}} = \left(-i\left(\tilde{\omega}_a + (n-m)\Delta_r + (n+m)\chi + \frac{1}{2}(\varepsilon_d\beta_{eg}^* + \varepsilon_d^*\beta_{eg}) \right) - \frac{(1-\eta)\kappa}{2}(n+m) \right. \\ \left. - \frac{(\gamma_1 + \lambda^2(1-\eta)\kappa)}{2} - \gamma_\phi - (1-\eta)\kappa\left(\frac{|\beta_{eg}|^2}{2} + i\text{Im}(\alpha_e^*\alpha_g) \right) \right) \bar{\rho}_{nmeg}^{\mathbf{P}} dt \\ + (1-\eta)\kappa(\sqrt{(n+1)(m+1)}\bar{\rho}_{n+1,m+1,eg}^{\mathbf{P}} + \beta_{eg}\sqrt{m+1}\bar{\rho}_{n,m+1,eg}^{\mathbf{P}} - \beta_{eg}^*\sqrt{n+1}\bar{\rho}_{n+1,meg}^{\mathbf{P}}) dt \\ - \frac{\eta\kappa}{2}((n+m+|\alpha_g|^2+|\alpha_e|^2)\bar{\rho}_{nmeg}^{\mathbf{P}} + \alpha_e^*\sqrt{n+1}\bar{\rho}_{n+1,meg}^{\mathbf{P}} + \alpha_g\sqrt{m+1}\bar{\rho}_{n,m+1,eg}^{\mathbf{P}}) dt \\ + (\sqrt{(n+1)(m+1)}\bar{\rho}_{n+1,m+1,eg}^{\mathbf{P}} + \alpha_g^*\sqrt{n+1}\bar{\rho}_{n+1,meg}^{\mathbf{P}} + \alpha_e\sqrt{m+1}\bar{\rho}_{n,m+1,eg}^{\mathbf{P}} + (\alpha_e\alpha_g^* - 1)\bar{\rho}_{nmeg}^{\mathbf{P}}) dN(t). \quad (\text{A7})$$

Noting that there are no mechanisms to populate higher photon states in Eqs. (A6) and (A7), and that we have transformed to a frame where the initial photon population is 0 [which, e.g., makes the sum in Eq. (A6) trivial, as only the term with $p = q = 0$ contributes], we arrive at the equations for the diagonal elements of the qubit density matrix:

$$d\bar{\rho}_{ii}^{\text{qb}} = d\bar{\rho}_{00ii}^{\mathbf{P}} = \pm\gamma_1\bar{\rho}_{ee}^{\text{qb}} dt - \kappa\eta|\alpha_i|^2\bar{\rho}_{ii}^{\text{qb}} dt + (|\alpha_i|^2 - 1)\bar{\rho}_{ii}^{\text{qb}} dN(t), \quad (\text{A8})$$

where the + (−) in the first term should be used when $i = g$ ($i = e$). For the off-diagonal elements we have

$$d\bar{\rho}_{eg}^{\text{qb}} = \sum_{n,m} d\bar{\lambda}_{nmnmg}, \quad (\text{A9})$$

where

$$\bar{\lambda}_{nmpqij} = \bar{\rho}_{nmij}^{\mathbf{P}} d_{pqij} \exp(-i\text{Im}(\alpha_j\alpha_i^*)). \quad (\text{A10})$$

To simplify this expression we look at the evolution of the $\bar{\lambda}$'s. Using that

$$\dot{d}_{pqeg} = \left(\frac{\kappa}{2}|\beta_{eg}|^2 - 2\chi\text{Im}(\alpha_g\alpha_e^*) \right) d_{pqeg} + \dot{\beta}_{eg}\sqrt{p}d_{p-1,qeg} - \dot{\beta}_{eg}^*\sqrt{q}d_{p,q-1,eg}, \quad (\text{A11})$$

$$\frac{\partial}{\partial t}(\text{Im}(\alpha_g\alpha_e^*)) = -\frac{1}{2}(\varepsilon_d\beta_{eg}^* + \varepsilon_d^*\beta_{eg}) + 2\chi\text{Re}(\alpha_g\alpha_e^*) - \kappa\text{Im}(\alpha_e^*\alpha_g) \quad (\text{A12})$$

and inserting the result from Eq. (A8) gives us

$$d\bar{\lambda}_{nmpqeg} = \left(-i(\tilde{\omega}_a + B - \eta\kappa\text{Im}(\alpha_e^*\alpha_g)) - i(n-m)\Delta_r - i(n+m)\chi - \frac{(1-\eta)\kappa}{2}(n+m) - \frac{\gamma_1}{2} - \gamma_\phi - \Gamma_d \right. \\ \left. + \frac{\eta\kappa}{2}|\beta_{eg}|^2 \right) \bar{\lambda}_{nmpqeg} dt + (1-\eta)\kappa\sqrt{(n+1)(m+1)}\bar{\lambda}_{n+1,m+1,pqeg} dt + (1-\eta)\kappa\beta_{eg}\sqrt{m+1}\bar{\lambda}_{n,m+1,pqeg} dt \\ - (1-\eta)\kappa\beta_{eg}^*\sqrt{n+1}\bar{\lambda}_{n+1,mpqeg} dt + \dot{\beta}_{eg}\sqrt{p}\bar{\lambda}_{nm,p-1,qeg} dt - \dot{\beta}_{eg}^*\sqrt{q}\bar{\lambda}_{nmp,q-1,eg} dt \\ - \frac{\eta\kappa}{2}((n+m+|\alpha_g|^2+|\alpha_e|^2)\bar{\lambda}_{nmpqeg} + \alpha_e^*\sqrt{n+1}\bar{\lambda}_{n+1,mpqeg} + \alpha_g\sqrt{m+1}\bar{\lambda}_{n,m+1,pqeg}) dt \\ + (\sqrt{(n+1)(m+1)}\bar{\lambda}_{n+1,m+1,pqeg} + \alpha_g^*\sqrt{n+1}\bar{\lambda}_{n+1,mpqeg} + \alpha_e\sqrt{m+1}\bar{\lambda}_{n,m+1,pqeg} + (\alpha_e\alpha_g^* - 1)\bar{\lambda}_{nmpqeg}) dN(t). \quad (\text{A13})$$

Noting, again, that there are no mechanisms to populate higher photon states [the terms with $\bar{\lambda}_{nm,p-1,qeg}$ and $\bar{\lambda}_{nmp,q-1,eg}$ can give $\bar{\lambda}_{00pqeg} \neq 0$ for $p > 0$ and/or $q > 0$, but since the sum in Eq. (A9) goes over $\bar{\lambda}_{nmnmeg}$, these terms do not give any contribution to $\bar{\rho}_{eg}^{\text{qb}}$], and that the initial photon population is 0 in the transformed frame, we get an equation for the off-diagonal element of the reduced density matrix:

$$d\bar{\rho}_{eg}^{\text{qb}} = d\bar{\lambda}_{0000eg} = \left(-i(\bar{\omega}_a + B - \eta\kappa \text{Im}(\alpha_e^* \alpha_g)) - \frac{\gamma_1}{2} - \gamma_\phi - \Gamma_d + \frac{\eta\kappa}{2} |\beta_{eg}|^2 \right) \bar{\rho}_{eg}^{\text{qb}} dt - \frac{\eta\kappa}{2} (|\alpha_g|^2 + |\alpha_e|^2) \bar{\rho}_{eg}^{\text{qb}} dt + (\alpha_e \alpha_g^* - 1) \bar{\rho}_{eg}^{\text{qb}} dN(t). \quad (\text{A14})$$

From Eqs. (A8) and (A14) and the identity

$$\frac{i\eta\kappa}{2} \text{Im}(\alpha_e^* \alpha_g) [\sigma_z, \rho^{\text{qb}}] - \frac{\eta\kappa}{4} |\beta_{eg}|^2 \mathcal{D}[\sigma_z] \rho^{\text{qb}} = -\eta\kappa \mathcal{D}[\Pi_\alpha] \rho^{\text{qb}}, \quad (\text{A15})$$

we get the effective SME for photodetection,

$$d\bar{\rho}^{\text{qb}} = -i \frac{\bar{\omega}_a + B}{2} [\sigma_z, \bar{\rho}^{\text{qb}}] dt + \gamma_1 \mathcal{D}[\sigma_-] \bar{\rho}^{\text{qb}} dt + \frac{\gamma_\phi + \Gamma_d}{2} \mathcal{D}[\sigma_z] \bar{\rho}^{\text{qb}} dt - \eta\kappa \mathcal{D}[\Pi_\alpha] \bar{\rho}^{\text{qb}} dt - \frac{1}{2} \eta\kappa \bar{\mathcal{M}}[\Pi_\alpha^\dagger \Pi_\alpha] \bar{\rho}^{\text{qb}} dt + \bar{\mathcal{G}}[\Pi_\alpha] \bar{\rho}^{\text{qb}} dN(t), \quad (\text{A16})$$

where $E[dN(t)] = \eta\kappa \langle \Pi_\alpha^\dagger \Pi_\alpha \rangle dt$. This is exactly what one gets by simply replacing a with Π_α in all the measurement terms in the original SME.

Normalizing Eq. (A17) gives Eq. (13). Note that in the limit $\eta \rightarrow 0$, Eq. (13) reduces to the effective master equation without detection [i.e., Eq. (10) with the last term omitted]. Second, averaging over an ensemble of quantum trajectories gives

$$E \left[-\frac{1}{2} \eta\kappa \bar{\mathcal{M}}[\Pi_\alpha^\dagger \Pi_\alpha] \rho^{\text{qb}} dt + \bar{\mathcal{G}}[\Pi_\alpha] \rho^{\text{qb}} dN(t) \right] = \eta\kappa \mathcal{D}[\Pi_\alpha] \rho^{\text{qb}} dt, \quad (\text{A17})$$

which lets us recover the effective master equation without detection.

-
- [1] H. Paik, D. I. Schuster, L. S. Bishop, G. Kirchmair, G. Catelani, A. P. Sears, B. R. Johnson, M. J. Reagor, L. Frunzio, L. I. Glazman, S. M. Girvin, M. H. Devoret, and R. J. Schoelkopf, *Phys. Rev. Lett.* **107**, 240501 (2011).
- [2] A. Dewes, R. Lauro, F. R. Ong, V. Schmitt, P. Milman, P. Bertet, D. Vion, and D. Esteve, [arXiv:1110.5170](https://arxiv.org/abs/1110.5170) (2011).
- [3] D. Bozyigit, C. Lang, L. Steffen, J. M. Fink, C. Eichler, M. Baur, R. Bianchetti, P. J. Leek, S. Filipp, M. P. da Silva, A. Blais, and A. Wallraff, *Nature Phys.* **7**, 154 (2010).
- [4] J. M. Martinis, *Quantum Inf Process* **8**, 81 (2009).
- [5] F. Mallet, M. A. Castellanos-Beltran, H. S. Ku, S. Glancy, E. Knill, K. D. Irwin, G. C. Hilton, L. R. Vale, and K. W. Lehnert, *Phys. Rev. Lett.* **106**, 220502 (2011).
- [6] C. L. Hutchison, J. M. Gambetta, A. Blais, and F. K. Wilhelm, *Can. J. Phys.* **87**, 225 (2009).
- [7] L. S. Bishop, L. Tornberg, D. Price, E. Ginossar, A. Nunnenkamp, A. A. Houck, J. M. Gambetta, J. Koch, G. Johansson, S. M. Girvin, and R. J. Schoelkopf, *New J. Phys.* **11**, 073040 (2009).
- [8] M. A. Nielsen and I. L. Chuang, *Quantum Computation and Quantum Information* (Cambridge University Press, Cambridge, 2000).
- [9] A. Blais, R. S. Huang, A. Wallraff, S. M. Girvin, and R. J. Schoelkopf, *Phys. Rev. A* **69**, 062320 (2004).
- [10] A. Wallraff, D. I. Schuster, A. Blais, L. Frunzio, R.-S. Huang, J. Majer, S. Kumar, S. M. Girvin, and R. J. Schoelkopf, *Nature (London)* **431**, 162 (2004).
- [11] J. Gambetta, A. Blais, M. Boissonneault, A. A. Houck, D. I. Schuster, and S. M. Girvin, *Phys. Rev. A* **77**, 012112 (2008).
- [12] A. N. Korotkov, [arXiv:1111.4016v1](https://arxiv.org/abs/1111.4016v1).
- [13] K. Lalumiere, J. M. Gambetta, and A. Blais, *Phys. Rev. A* **81**, 040301(R) (2010).
- [14] L. Tornberg and G. Johansson, *Phys. Rev. A* **82**, 012329 (2010).
- [15] Y.-F. Chen, D. Hover, S. Sendelbach, L. Maurer, S. T. Merkel, E. J. Pritchett, F. K. Wilhelm, and R. McDermott, *Phys. Rev. Lett.* **107**, 217401 (2011).
- [16] B. Peropadre, G. Romero, G. Johansson, C. M. Wilson, E. Solano, and J. J. Garcia-Ripoll, *Phys. Rev. A* **84**, 063834 (2011).
- [17] G. Romero, J. J. Garcia-Ripoll, and E. Solano, *Phys. Rev. Lett.* **102**, 173602 (2009).
- [18] V. B. Braginsky and F. Y. Khalili, *Quantum Measurement* (Cambridge University Press, Cambridge, 1992).
- [19] H. J. Carmichael, *An Open Systems Approach to Quantum Optics* (Springer-Verlag, New York, 1993).
- [20] G. Lindblad, *Commun. Math. Phys.* **48**, 119 (1976).
- [21] J. Gambetta, A. Blais, D. I. Schuster, A. Wallraff, L. Frunzio, J. Majer, M. H. Devoret, S. M. Girvin, and R. J. Schoelkopf, *Phys. Rev. A* **74**, 042318 (2006).
- [22] H. M. Wiseman and G. J. Milburn, *Phys. Rev. A* **47**, 642 (1993).
- [23] H. M. Wiseman and G. J. Milburn, *Quantum Measurement and Control* (Cambridge University Press, Cambridge, 2010).

- [24] C. W. Gardiner and P. Zoller, *Quantum Noise* (Springer-Verlag, Berlin, 1991).
- [25] E. Platen and N. Bruti-Liberati, *Numerical Solution of Stochastic Differential Equations with Jumps in Finance* (Springer-Verlag, Berlin, 2010).
- [26] L. DiCarlo, M. D. Reed, L. Sun, B. R. Johnson, J. M. Chow, J. M. Gambetta, L. Frunzio, S. M. Girvin, M. H. Devoret, and R. J. Schoelkopf, *Nature* **467**, 574 (2010).
- [27] M. A. Castellanos-Beltran, K. D. Irwin, G. C. Hilton, L. R. Vale, and K. W. Lehnert, *Nature Phys.* **4**, 929 (2008).
- [28] M. A. Castellanos-Beltran, K. D. Irwin, L. R. Vale, G. C. Hilton, and K. W. Lehnert, *IEEE Trans. Appl. Supercond.* **19**, 944 (2009).
- [29] J. Gough and M. R. James, *Commun. Math. Phys.* **287**, 1109 (2008).
- [30] J. Gough and M. R. James, *IEEE Trans. Auto. Control* **54**, 2530 (2009).