



CHALMERS

Chalmers Publication Library

Performance Analysis of Centralized Relay Selection with Unreliable Control Information

This document has been downloaded from Chalmers Publication Library (CPL). It is the author's version of a work that was accepted for publication in:

IEEE Vehicular Technology Conference, VTC 2012-Fall, Quebec City, Canada, Sep. 2012 (ISSN: 1090-3038)

Citation for the published paper:

Papadogiannis, A. ; Svensson, T. (2012) "Performance Analysis of Centralized Relay Selection with Unreliable Control Information". IEEE Vehicular Technology Conference, VTC 2012-Fall, Quebec City, Canada, Sep. 2012

<http://dx.doi.org/10.1109/VTCFall.2012.6399278>

Downloaded from: <http://publications.lib.chalmers.se/publication/156861>

Notice: Changes introduced as a result of publishing processes such as copy-editing and formatting may not be reflected in this document. For a definitive version of this work, please refer to the published source. Please note that access to the published version might require a subscription.

Chalmers Publication Library (CPL) offers the possibility of retrieving research publications produced at Chalmers University of Technology. It covers all types of publications: articles, dissertations, licentiate theses, masters theses, conference papers, reports etc. Since 2006 it is the official tool for Chalmers official publication statistics. To ensure that Chalmers research results are disseminated as widely as possible, an Open Access Policy has been adopted. The CPL service is administrated and maintained by Chalmers Library.

(article starts on next page)

Performance Analysis of Centralized Relay Selection with Unreliable Control Information

Agisilaos Papadogiannis and Tommy Svensson

Department of Signals and Systems, Chalmers University of Technology, Gothenburg, Sweden

Email: {agisilaos.papadogiannis, tommy.svensson}@chalmers.se

Abstract—The potential of relay selection (RS) has been well appreciated. However if the control channels, conveying information on the selected relay node (RN), are unreliable, the gains of RS diminish. This is because the transmitting RN might not be the one maximizing the employed utility function. Furthermore, more than one of the RNs might end up transmitting, an event that could be performance degrading. It is also likely that no RN transmits, which is very undesirable. In this paper we assume decode-and-forward and present closed form expressions for the outage probability (OP) under Rayleigh fading when two potential RNs are available and the control information related to RS is corrupted by errors. We show that when control channels are unreliable, the OP performance degrades significantly and reaches a floor as the signal-to-noise ratio of the RN-to-destination data channel grows. Furthermore when control channels are very unreliable, suboptimal schemes not requiring control information, like repetition coding, outperform RS.

Index Terms—Relay selection, control channels, decode-and-forward (DF), performance analysis.

I. INTRODUCTION

The use of relay nodes (RNs) is shown to greatly benefit wireless systems and their importance for future networks has been well recognized [1], [2]. RNs can bring significant diversity gains as well as other benefits to wireless networks without requiring costly multi-antenna nodes [3]. A spectrally efficient way to utilize RNs is through single relay selection (RS), where the RN optimizing a given metric is chosen to transmit amongst the available RNs [4]–[7].

Centralized RS requires that information on the chosen RN is reliably distributed to all RNs in order for each RN to know whether it should transmit or remain silent. Therefore the effectiveness of RS heavily relies on the reliability of the control channels between the entity performing RS and the RNs. As shown in [8], [9], control channels introduce errors which can greatly degrade network performance. [4]–[7] are dedicated to analyzing and evaluating performance of RS. However to the best of the authors' knowledge the RS performance has not been studied as a function of the reliability of the control information.

In this paper we consider a source node that communicates with a destination node with the aid of two RNs employing decode-and-forward (DF). A central network entity (CNE)¹ collects estimates of the channels between the destination

and the RNs and selects the RN providing maximum signal-to-noise ratio (SNR). The index of the selected RN is fed back by the CNE to the RNs through control channels that introduce errors. In this paper we consider two potential RNs and we model control channels as a two-input four-output binary asymmetric channel (BAC). We derive closed-form expressions for the outage probability (OP) under Rayleigh fading as a function of the error probability of the control information. We show that unreliable control information results in a degraded OP performance; OP reaches a floor as the SNR of the relay-to-destination data channel grows. It is also shown that when control channels are very unreliable, it is preferable to switch-off RS and employ suboptimal schemes like repetition coding that are nonetheless robust as they do not rely on control information.

II. SYSTEM MODEL

We consider a system comprising a source node S , a destination node D and two half-duplex RNs, R_k , $k = 1, 2$. It is assumed that there is no direct $S \rightarrow D$ connection, i.e., S communicates with D only via the RNs. S transmits a symbol s of energy E_s and the RNs employ the DF protocol assuming they are always able to decode s . The channel coefficients of the $R_k \rightarrow D$ data links h_k , $k = 1, 2$ are modeled as independent and non-identically distributed (INID) zero mean complex Gaussian random variables (RVs), i.e., $h_k \sim \mathcal{CN}(0, \bar{\gamma}_k/2)$, where $\bar{\gamma}_k = \mathbb{E}[|h_k|^2] \frac{E_s}{N_0}$ is the average SNR of the link. N_0 denotes the one side power spectral density of the zero-mean circularly symmetric additive white Gaussian noise and $\mathbb{E}[\cdot]$ denotes expectation. The envelope $|h_k|$ of these RVs follows the Rayleigh distribution with probability distribution function (PDF) $f_{|h_k|}(x) = \frac{2x}{\bar{\gamma}_k} e^{-x^2/\bar{\gamma}_k}$. The instantaneous SNRs of the $R_k \rightarrow D$ links, $\gamma_k = |h_k|^2 \frac{E_s}{N_0}$, are exponentially distributed RVs whose cumulative distribution function (CDF) is

$$F_{\gamma_k}(x) = 1 - e^{-\lambda_k x}, \text{ where } \lambda_k = \frac{1}{\bar{\gamma}_k}. \quad (1)$$

The probability density function (PDF) of these RVs is $f_{\gamma_k}(x) \triangleq dF_{\gamma_k}(x)/dx = \lambda_k e^{-\lambda_k x}$.

III. PERFORMANCE ANALYSIS

In this section we model the control channel for RS and analyze the OP performance as a function of the error probabilities of the control channel. To compare the achievable performance we employ repetition coding (REP) with selection combining

¹The CNE is a logical entity that can be implemented for instance at the destination or the source node.

(SC) or maximal ratio combining (MRC). This is a suboptimal scheme that requires no control information and acts as our baseline.

A. Repetition Coding

The simplest transmission scheme would be to allow the RNs to transmit the decoded source symbol to D in a repetitive fashion, one after the other in three time slots [3]. In the first slot, S transmits a symbol s to RNs which decode it. In the second slot, R_1 forwards s to D while R_2 remains silent. In the third slot, R_2 forwards s to D , while R_1 remains silent. D performs diversity combining, e.g., MRC or the simpler SC.

1) *Selection Combining*: For the SC case, D decodes the signal of the RN providing the highest SNR [3]

$$\gamma_{\text{SC}} = \gamma_{\text{max}} = \max \{ \gamma_1, \gamma_2 \}. \quad (2)$$

Using the mutual information definition, the OP for a source transmit rate of \mathcal{R} bits/s/Hz is

$$P_{\text{out}}^{\text{REP-SC}}(\mathcal{R}) = \Pr \left[\mathcal{R} > \frac{1}{3} \log_2 (1 + \gamma_{\text{max}}) \right] \quad (3)$$

$$= \Pr [\gamma_{\text{max}} < \gamma_{\text{rep}}] = F_{\gamma_{\text{max}}}(\gamma_{\text{rep}}),$$

where $\gamma_{\text{rep}} = 2^{3\mathcal{R}} - 1$ and $F_{\gamma_{\text{max}}}(x)$ is the CDF of the maximum of γ_1 and γ_2 . The pre-log factor $\frac{1}{3}$ of the mutual information expression comes from the fact that repetitive transmission requires three time slots. The CDF of the maximum of a set of K RVs $\gamma_1, \gamma_2, \dots, \gamma_K$, with $\lambda_k = \frac{1}{\gamma_k}$ for $k = 1, 2, \dots, K$, equals the product of their individual CDFs [10], i.e., $F_{\gamma_{\text{max}}}(x) = \prod_{k=1}^K F_{\gamma_k}(x)$. In the considered case of two exponentially distributed RVs, this results in

$$F_{\gamma_{\text{SC}}}(x) = (1 - e^{-\lambda_1 x}) (1 - e^{-\lambda_2 x}). \quad (4)$$

By plugging (4) into (3), the OP of REP-SC scheme is $P_{\text{out}}^{\text{REP-SC}}(\gamma_{\text{rep}}) = (1 - e^{-\lambda_1 \gamma_{\text{rep}}}) (1 - e^{-\lambda_2 \gamma_{\text{rep}}})$.

2) *Maximal Ratio Combining*: For the MRC case it is assumed that D has perfect channel state information (CSI) of the $R_k \rightarrow D$ links, where $k = 1, 2$. The end SNR after the signal combining is [11]

$$\gamma_{\text{MRC}} = \gamma_1 + \gamma_2. \quad (5)$$

To obtain the CDF of γ_{MRC} we use the the moment-generating function (MGF) approach [10]. By definition, the MGF of γ_k is

$$\mathcal{M}_{\gamma_k}(s) = \int_0^{+\infty} e^{-sx} f_{\gamma_k}(x) dx = \frac{\lambda_k}{s + \lambda_k}. \quad (6)$$

As γ_1 and γ_2 are independent, the MGF of γ_{MRC} equals $\mathcal{M}_{\gamma_{\text{MRC}}}(s) = \mathcal{M}_{\gamma_1}(s) \mathcal{M}_{\gamma_2}(s)$. Therefore

$$\mathcal{M}_{\gamma_{\text{MRC}}}(s) = \frac{\lambda_1 \lambda_2}{(\lambda_1 + s)(\lambda_2 + s)}. \quad (7)$$

The CDF of γ_{MRC} can be obtained as follows

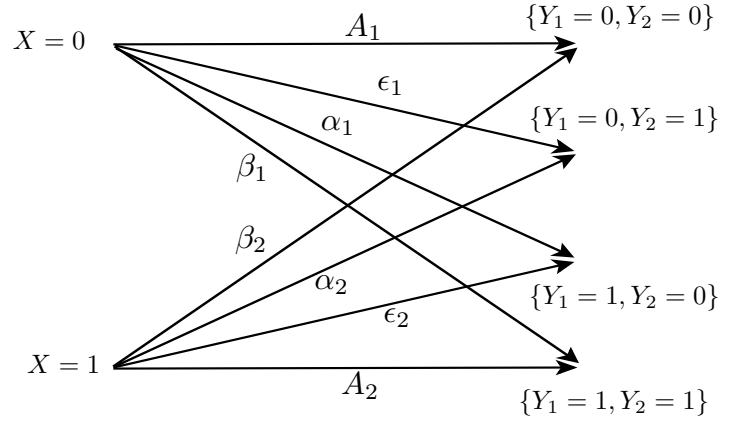


Fig. 1. An illustration of the control channels between CNE and R_1, R_2 which are modeled as a two-input four-output binary asymmetric channel (BAC).

$$F_{\gamma_{\text{MRC}}}(x) = \mathbb{L}^{-1} \left\{ \frac{\mathcal{M}_{\gamma_{\text{MRC}}}(s)}{s}; x \right\}, \quad (8)$$

where $\mathbb{L}^{-1}\{.,.\}$ denotes the inverse Laplace transform. From (7) and (8) and after some manipulation, we obtain

$$F_{\gamma_{\text{MRC}}}(x) = \begin{cases} 1 + \frac{\lambda_2 e^{-\lambda_1 x}}{\lambda_1 - \lambda_2} + \frac{\lambda_1 e^{-\lambda_2 x}}{\lambda_2 - \lambda_1}, & \text{if } \lambda_1 \neq \lambda_2 \\ 1 - (1 + \lambda_1 x) e^{-\lambda_1 x}, & \text{if } \lambda_1 = \lambda_2 \end{cases} \quad (9)$$

The resulting OP for this scheme can be obtained directly from the above CDF, i.e., $P_{\text{out}}^{\text{REP-SC}}(\gamma_{\text{rep}}) = F_{\gamma_{\text{MRC}}}(\gamma_{\text{rep}})$.

B. Relay Selection with Unreliable Control Information

As previously discussed, repetition coding with two RNs requires three time slots, a fact that limits performance. A more efficient scheme is to allow the CNE select a single RN for transmission, the one providing the maximum $R_k \rightarrow D$ SNR. This scheme requires two time slots for transmission, which provides a significant advantage compared to repetition coding as the capacity pre-log factor in this case is only $\frac{1}{2}$. Without loss of generality we assume that the CNE is implemented at D . Since two RNs are assumed, let $X \in \{0, 1\}$ be a discrete RV representing the index of the selected RN which is fed back by the CNE to R_1 and R_2 through the control channels, where

$$\Pr [X = 0] = \mathbb{E}_{\gamma_1} \{ \Pr [\gamma_2 < \gamma_1 | \gamma_1] \} \quad (10)$$

$$\Pr [X = 1] = 1 - \Pr [X = 0],$$

where $\mathbb{E}\{.\}$ denotes expectation and $\Pr\{.\}$ denotes probability. After some manipulation, we obtain the expression of (11) for $\Pr [X = 0]$.

Let $Y_1, Y_2 \in \{0, 1\}$ be the indices of the selected RN as received by R_1 and R_2 respectively. The control channels from CNE to R_1 and R_2 are assumed to be unreliable, i.e., X might

$$\Pr[X = 0] = \mathbb{E}_{\gamma_1} \{ \Pr[\gamma_2 < \gamma_1 | \gamma_1] \} = \mathbb{E}_{\gamma_1} \{ F_{\gamma_2}(\gamma_1) \} = \int_0^{+\infty} (1 - e^{-\lambda_2 \gamma_1}) \lambda_1 e^{-\lambda_1 \gamma_1} d\gamma_1 = 1 - \frac{\lambda_1}{\lambda_1 + \lambda_2}. \quad (11)$$

not be decoded correctly by R_1 and/or R_2 and this can prevent the RN with the best SNR to D from transmitting. Regarding transmission, the following four events can occur:

- 1) Event $\mathcal{E}_1 = \{\gamma_{RS} = \gamma_{\max} = \max\{\gamma_1, \gamma_2\}\}$: the RN providing the maximum SNR transmits (desirable event).
- 2) Event $\mathcal{E}_2 = \{\gamma_{RS} = \gamma_{\min} = \min\{\gamma_1, \gamma_2\}\}$: the RN providing the minimum SNR transmits.
- 3) Event $\mathcal{E}_3 = \{\gamma_{RS} = \gamma_{\text{sum}} = |h_1 + h_2|^2\}$: both RNs transmit simultaneously and independently.
- 4) Event $\mathcal{E}_4 = \{\gamma_{RS} = 0\}$: no RN transmits.

Therefore, the CDF of RS with unreliable control information can be expressed as

$$F_{\gamma_{RS}}(x) = \Pr[\mathcal{E}_1] F_{\gamma_{\max}}(x) + \Pr[\mathcal{E}_2] F_{\gamma_{\min}}(x) + \Pr[\mathcal{E}_3] F_{\gamma_{\text{sum}}}(x) + \Pr[\mathcal{E}_4]. \quad (12)$$

For a source transmit rate of \mathcal{R} bits/s/Hz the OP when feedback is unreliable is $P_{\text{out}}^{RS}(\gamma_{rs}) = F_{\gamma_{RS}}(\gamma_{rs})$, where $\gamma_{rs} = 2^{2\mathcal{R}} - 1$. Therefore in order to express the above CDF, and thus the related OP, in closed form it is necessary to evaluate the probabilities of occurrence of the above events and to express the related CDFs $F_{\gamma_{\min}}(x)$ and $F_{\gamma_{\text{sum}}}(x)$, as $F_{\gamma_{\max}}(x)$ is given by (4). The minimum of a set of K exponentially distributed RVs $\gamma_2, \gamma_2, \dots, \gamma_K$, with $\lambda_k = \frac{1}{\bar{\gamma}_k}$ for $k = 1, 2, \dots, K$, is also exponentially distributed with the following CDF [12, ch. (4.6)]

$$F_{\gamma_{\min}}(x) = 1 - e^{-(\sum_{k=1}^K \lambda_k)x}. \quad (13)$$

The RV $\gamma_{\text{sum}} = \left| \sum_{k=1}^K h_k \right|^2$ where $h_k \sim \mathcal{CN}(0, \bar{\gamma}_k/2)$, is exponentially distributed with the following CDF

$$F_{\gamma_{\text{sum}}}(x) = 1 - e^{-\lambda_{\text{sum}} x}, \quad (14)$$

where $\lambda_{\text{sum}} = \frac{\sum_{k=1}^K \lambda_k}{\prod_{k=1}^K \lambda_k}$ [12, ch. (4.6)]. For simplifying the notation, let $C_1 = (1 - e^{-\lambda_1 \gamma_{rs}})(1 - e^{-\lambda_2 \gamma_{rs}})$, $C_2 = 1 - e^{-(\lambda_1 + \lambda_2) \gamma_{rs}}$, and $C_3 = 1 - e^{-\left(\frac{\lambda_1 + \lambda_2}{\lambda_1 \lambda_2}\right) \gamma_{rs}}$.

Fig. 1 illustrates the control channel between CNE and R_1, R_2 which is modeled as a two-input four-output BAC. The conditional probabilities of the eight different states of the system are as follows

$$\begin{aligned} \Pr[Y_1 = 0, Y_2 = 0 | X = 0] &= \Pr[\mathcal{E}_1 | X = 0] = A_1 & (15) \\ \Pr[Y_1 = 1, Y_2 = 1 | X = 1] &= \Pr[\mathcal{E}_1 | X = 1] = A_2 \\ \Pr[Y_1 = 1, Y_2 = 1 | X = 0] &= \Pr[\mathcal{E}_2 | X = 0] = \beta_1 \\ \Pr[Y_1 = 0, Y_2 = 0 | X = 1] &= \Pr[\mathcal{E}_2 | X = 1] = \beta_2 \\ \Pr[Y_1 = 0, Y_2 = 1 | X = 0] &= \Pr[\mathcal{E}_3 | X = 0] = \epsilon_1 \\ \Pr[Y_1 = 0, Y_2 = 1 | X = 1] &= \Pr[\mathcal{E}_3 | X = 1] = \alpha_2 \\ \Pr[Y_1 = 1, Y_2 = 0 | X = 0] &= \Pr[\mathcal{E}_4 | X = 0] = \alpha_1 \\ \Pr[Y_1 = 1, Y_2 = 0 | X = 1] &= \Pr[\mathcal{E}_4 | X = 1] = \epsilon_2, \end{aligned}$$

where $A_1 = 1 - \epsilon_1 - \alpha_1 - \beta_1$ and $A_2 = 1 - \epsilon_2 - \alpha_2 - \beta_2$. Regarding the probabilities of transmission events, from the law of total probability it follows that for $k = 1, 2, 3, 4$

$$\Pr[\mathcal{E}_k] = \sum_{x \in \{0,1\}} \Pr[\mathcal{E}_k | X = x] \Pr[X = x]. \quad (16)$$

Therefore by plugging (15) and (10) into (16) we obtain the following expressions for the transmission event probabilities

$$\begin{aligned} \Pr[\mathcal{E}_1] &= A_1 \left(1 - \frac{\lambda_1}{\lambda_1 + \lambda_2}\right) + A_2 \frac{\lambda_1}{\lambda_1 + \lambda_2} & (17) \\ \Pr[\mathcal{E}_2] &= \beta_1 \left(1 - \frac{\lambda_1}{\lambda_1 + \lambda_2}\right) + \beta_2 \frac{\lambda_1}{\lambda_1 + \lambda_2} \\ \Pr[\mathcal{E}_3] &= \epsilon_1 \left(1 - \frac{\lambda_1}{\lambda_1 + \lambda_2}\right) + \alpha_2 \frac{\lambda_1}{\lambda_1 + \lambda_2} \\ \Pr[\mathcal{E}_4] &= \alpha_1 \left(1 - \frac{\lambda_1}{\lambda_1 + \lambda_2}\right) + \epsilon_2 \frac{\lambda_1}{\lambda_1 + \lambda_2}. \end{aligned}$$

To express the CDF of RS as a function of the error probabilities, we plug the values for the transmission event probabilities of (17) and the CDFs given by (4), (13) and (14) into (12) yielding the OP expression of (18). After some algebraic manipulation we obtain the final expression (19) for $P_{\text{out}}^{RS}(\gamma_{rs})$, where

$$\begin{aligned} K_1 &= A_1 C_1 + \beta_2 C_2 + \epsilon_1 C_3 + \alpha_1 & (20) \\ K_2 &= C_1 (A_2 - A_1) + C_2 (\beta_2 - \beta_1) \\ &\quad + C_3 (\alpha_2 - \epsilon_1) + \epsilon_2 - \alpha_1. \end{aligned}$$

Outage Probability Lower Bound: For the ideal case where control information is always reliable, we obtain the following lower bound for the OP of RS

$$P_{\text{out}}^{RS-LB}(\mathcal{R}) = \lim_{\{A_1, A_2\} \rightarrow 1} \left[K_1 + \frac{K_2 \lambda_1}{\lambda_1 + \lambda_2} \right] = C_1. \quad (21)$$

$$P_{\text{out}}^{RS}(\gamma_{rs}) = F_{\gamma_{rs}}(\gamma_{rs}) = A_1 \left(1 - \frac{\lambda_1}{\lambda_1 + \lambda_2}\right) C_1 + A_2 \frac{\lambda_1}{\lambda_1 + \lambda_2} C_1 + \beta_1 \left(1 - \frac{\lambda_1}{\lambda_1 + \lambda_2}\right) C_2 + \beta_2 \frac{\lambda_1}{\lambda_1 + \lambda_2} C_2 + \epsilon_1 \left(1 - \frac{\lambda_1}{\lambda_1 + \lambda_2}\right) C_3 + \alpha_2 \frac{\lambda_1}{\lambda_1 + \lambda_2} C_3 + \alpha_1 \left(1 - \frac{\lambda_1}{\lambda_1 + \lambda_2}\right) + \epsilon_2 \frac{\lambda_1}{\lambda_1 + \lambda_2}. \quad (18)$$

$$P_{\text{out}}^{RS}(\gamma_{rs}) = [A_1 C_1 + \beta_1 C_2 + \epsilon_1 C_3 + \alpha_1] + \frac{\lambda_1}{\lambda_1 + \lambda_2} [C_1 (A_2 - A_1) + C_2 (\beta_2 - \beta_1) + C_3 (\alpha_2 - \epsilon_1) + \epsilon_2 - \alpha_1] = K_1 + K_2 \frac{\lambda_1}{\lambda_1 + \lambda_2}. \quad (19)$$

It can be observed that $P_{\text{out}}^{RS-LB}(\mathcal{R}) < P_{\text{out}}^{REP-MRC}(\mathcal{R}) < P_{\text{out}}^{REP-SC}(\mathcal{R})$, showing that RS with reliable control information is always more efficient than REP in terms of OP.

IV. PERFORMANCE EVALUATION

To evaluate the OP performance of RS under unreliable control information we need to express the transition probabilities of (15). Let $P_{e,1} = \Pr[Y_1 \neq X]$ and $P_{e,2} = \Pr[Y_2 \neq X]$ be the bit error probabilities on the control links $\text{CNE} \rightarrow R_1$ and $\text{CNE} \rightarrow R_2$ respectively, which are assumed to be independent, i.e., $\Pr[Y_1 \neq X, Y_2 \neq X] = P_{e,1} P_{e,2}$. In this case the values of (15) can be expressed in terms of $P_{e,1}$ and $P_{e,2}$ as follows

$$\epsilon_1 = \epsilon_2 = (1 - P_{e,1}) P_{e,2} \quad (22a)$$

$$\alpha_1 = \alpha_2 = P_{e,1} (1 - P_{e,2}) \quad (22b)$$

$$\beta_1 = \beta_2 = P_{e,1} P_{e,2}. \quad (22c)$$

ϵ_1 and ϵ_2 take the value of (22a) as they represent the event when the control bit X is decoded correctly by R_1 and incorrectly by R_2 , α_1 and α_2 take the value of (22b) as the bit is decoded incorrectly by R_1 and correctly by R_2 , and β_1 and β_2 take the value of (22c) as the bit is decoded incorrectly by both R_1 and R_2 .

For the present evaluation we consider that the $R_1 \rightarrow D$ and $R_2 \rightarrow D$ data channels are independent and identically distributed. The analytical results are validated by Monte Carlo simulations and it can be seen that there is perfect match. Fig. 2 plots the achieved OP versus the average SNR $\bar{\gamma}_k = E_s/N_0$ of the $R_k \rightarrow D$ data channels, where $k = 1, 2$, for the baseline repetition coding scheme with SC (REP-SC) and MRC (REP-MRC), the lower bound of RS (RS-LB) and the RS with unreliable control information. For the latter case we plot the OP for $P_e = P_{e,1} = P_{e,2} = 10^{-1}$, $P_e = 10^{-2}$ and $P_e = 10^{-3}$. It is clear that as the data channel average SNR $\bar{\gamma}_k$ grows, the errors introduced by the unreliable control channel degrade the OP performance significantly and result in a floor for OP. It can be seen that when SNR exceeds 18 dB, even the simple REP-SC achieves lower OP than RS when P_e is higher than 10^{-2} . Fig. 3 plots the OP versus P_e for all considered schemes when $\bar{\gamma}_1 = \bar{\gamma}_2 = 10$ dB. For this SNR, although the OP of RS increases as P_e grows, RS achieves better performance than both REP schemes. Fig. 4 plots OP versus P_e for $\bar{\gamma}_1 = \bar{\gamma}_2 = 20$ dB showing that in

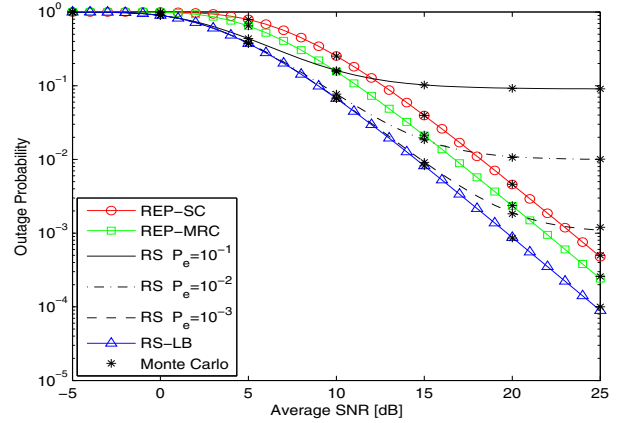


Fig. 2. Outage probability versus the average data channel SNR $\bar{\gamma}_k$ when $\mathcal{R} = 1$ bit/s/Hz and $P_e = P_{e,1} = P_{e,2}$.

this high SNR regime REP-SC outperforms RS when P_e is greater than $10^{-2.6}$, while REP-MRC outperforms RS when P_e is greater than $10^{-2.9}$. It should be noted that although the schemes that do not rely on control information, i.e., REP-SC and REP-MRC are suboptimal, they outperform RS when control channels are unreliable. This shows the importance of the quality of control information.

Figs. 5 and 6 plot the OP of the RS scheme as a function of the error probabilities of the control channels $P_{e,1}$ and $P_{e,2}$ when the average SNR of the data channels $\bar{\gamma}_k$ is 10 and 20 dB respectively and $\mathcal{R} = 1$ bit/s/Hz. These plots show how the difference between $P_{e,1}$ and $P_{e,2}$ affects performance. More specifically, for $\bar{\gamma}_1 = \bar{\gamma}_2 = 10$ dB (medium SNR case), the difference between $P_{e,1}$ and $P_{e,2}$ does not have very high impact on OP. However, in the high SNR of 20 dB and when $P_{e,1}$ and $P_{e,2}$ take high values (above 0.4), the more similar the values of $P_{e,1}$ and $P_{e,2}$ are, the lower the achieved OP. This trend shows that when control channels are highly unreliable, performance is better when the degree of unreliability is similar across control channels.

V. CONCLUSION

In this paper we investigated the impact of the reliability of control information on the performance of relay selection. To this end we derived closed-form expressions for the outage probability of single relay selection when the control channels

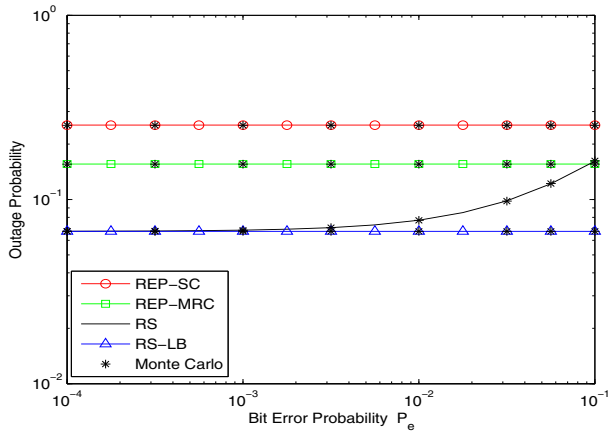


Fig. 3. Outage probability versus control channel bit error probability $P_e = P_{e,1} = P_{e,2}$ when $\mathcal{R} = 1$ bit/s/Hz and $\bar{\gamma}_1 = \bar{\gamma}_2 = 10$ dB.

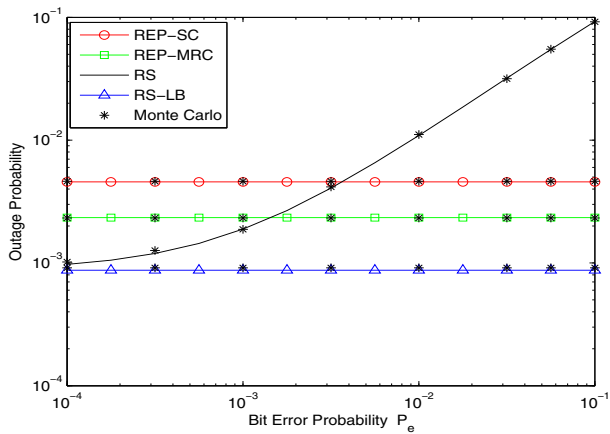


Fig. 4. Outage probability versus control channel bit error probability $P_e = P_{e,1} = P_{e,2}$ when $\mathcal{R} = 1$ bit/s/Hz and $\bar{\gamma}_1 = \bar{\gamma}_2 = 20$ dB.

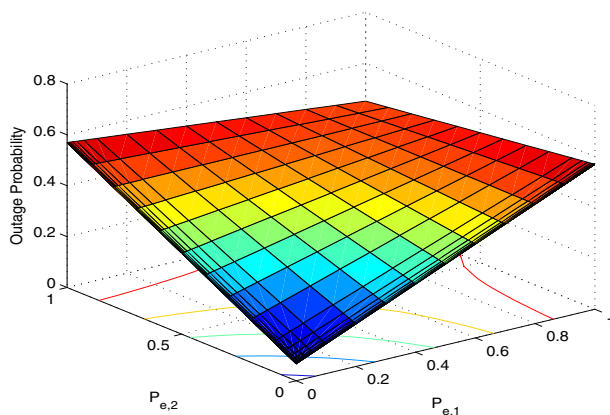


Fig. 5. Outage probability of RS versus $P_{e,1}$ and $P_{e,2}$ when $\mathcal{R} = 1$ bit/s/Hz and $\bar{\gamma}_1 = \bar{\gamma}_2 = 10$ dB.

introduce errors. We can conclude that relay selection is beneficial when the control channels are of high reliability

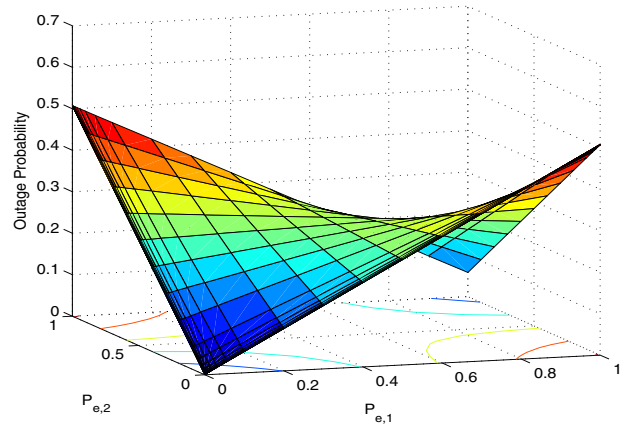


Fig. 6. Outage probability of RS versus $P_{e,1}$ and $P_{e,2}$ when $\mathcal{R} = 1$ bit/s/Hz and $\bar{\gamma}_1 = \bar{\gamma}_2 = 20$ dB.

or when the average data channel SNR is low. In high SNR and/or when the error probability in the control channels is high, suboptimal schemes like repetition coding, requiring no control information, are more robust.

ACKNOWLEDGMENTS

This work has been supported by the Swedish Research Council (VR), within the project 621-2009-4555 *Dynamic Multipoint Wireless Transmission* and the Swedish Agency for Innovation Systems (VINNOVA), within the project P36604-1 *MAGIC*.

REFERENCES

- [1] J. N. Laneman, D. N. C. Tse, and G. W. Wornell, "Cooperative diversity in wireless networks: efficient protocols and outage behavior," *IEEE Trans. Inf. Theory*, vol. 50, no. 12, pp. 3062–3080, Dec. 2004.
- [2] S. Parkvall *et al.*, "LTE-Advanced - Evolving LTE towards IMT-Advanced," in *IEEE VTC 2008-Fall*, Calgary, Canada, Sept. 2008.
- [3] J. Hu and N. C. Beaulieu, "Performance analysis of decode-and-forward relaying with selection combining," *IEEE Commun. Lett.*, vol. 11, no. 6, pp. 489–491, June 2007.
- [4] E. Beres and R. Adve, "Selection cooperation in multi-source cooperative networks," *IEEE Trans. Wireless Commun.*, vol. 7, no. 1, pp. 118–127, Jan. 2008.
- [5] S. S. Ikki and M. H. Ahmed, "Performance of multiple-relay cooperative diversity systems with best relay selection over rayleigh fading channels," *EURASIP J. Wireless Commun. Netw.*, vol. 2008, p. 7, 2008.
- [6] A. Papadogiannis, A. Saadani, and E. Hardouin, "Exploiting dynamic relays with limited overhead in cellular systems," in *IEEE GLOBECOM 2009*, Hawaii, USA, 30 Nov.-4 Dec. 2009.
- [7] D. Michalopoulos and G. K. Karagiannidis, "Performance analysis of single relay selection in Rayleigh fading," *IEEE Trans. Wireless Commun.*, vol. 7, no. 10, pp. 3718–3724, Oct. 2009.
- [8] A. Papadogiannis, E. Hardouin, and D. Gesbert, "A framework for decentralising multi-cell cooperative processing on the downlink," in *IEEE GLOBECOM 2008*, New Orleans, USA, 30 Nov.-4 Dec. 2008.
- [9] —, "Decentralising multicell cooperative processing: A novel robust framework," *EURASIP J. Wireless Commun. Netw.*, vol. 2009, p. 10, Aug. 2009.
- [10] M. K. Simon and M. S. Alouini, *Digital Communication over Fading Channels*, 2nd ed. New York: Wiley, 2005.
- [11] N. C. Beaulieu and J. Hu, "A closed-form expression for the outage probability of decode-and-forward relaying in dissimilar rayleigh fading channels," *IEEE Commun. Lett.*, vol. 10, no. 12, pp. 813–815, Dec. 2006.
- [12] B. C. Arnold, N. Balakrishnan, and H. N. Nagaraja, *A First Course in Order Statistics*, 1st ed. SIAM, 2008.