

SFB 649 Discussion Paper 2006-079

Do Individuals Recognize Cascade Behavior of Others? - An Experimental Study -

Tim Grebe*
Julia Schmid**
Andreas Stiehler***



* Institut für Wirtschaftstheorie I,
Humboldt-Universität zu Berlin, Germany

**Institut für Volkswirtschaftslehre und Wirtschaftsrecht,
Technische Universität Berlin, Germany

*** Berlecon Research GmbH, Berlin, Germany

This research was supported by the Deutsche
Forschungsgemeinschaft through the SFB 649 "Economic Risk".

<http://sfb649.wiwi.hu-berlin.de>
ISSN 1860-5664

SFB 649, Humboldt-Universität zu Berlin
Spandauer Straße 1, D-10178 Berlin



SFB 649 ECONOMIC RISK BERLIN

DO INDIVIDUALS RECOGNIZE CASCADE BEHAVIOR OF OTHERS? — AN EXPERIMENTAL STUDY — ¹

TIM GREBE* JULIA SCHMID[°] ANDREAS STIEHLER[§]

**Corresponding Author:*

*Institut für Wirtschaftstheorie I, Humboldt-Universität zu Berlin,
Spandauer Str. 1, D-10099 Berlin, Germany*

Email: grebe@wiwi.hu-berlin.de

*° Institut für Volkswirtschaftslehre und Wirtschaftsrecht, Technische Universität
Berlin,*

Straße des 17. Juni 135, D-10623 Berlin, Germany

Email: j.schmid@ww.tu-berlin.de

*§ Berlecon Research GmbH, Oranienburger Str. 32,
D-10117 Berlin, Germany*

Email: as@berlecon.de

NOVEMBER 2006

¹We thank Werner Güth, Radosveta Ivanova-Stenzel, Sabine Kröger, Dorothea Kübler, Clemens Oberhammer, Anthony Ziegelmeyer, and the participants of the summerschool workshop (2002) at Max-Planck-Institute Jena for helpful comments. Last but not least, the financial support by Deutsche Forschungsgemeinschaft (SFB 373, 649, and TR15) is gratefully acknowledged.

Abstract

In an information cascade experiment participants are confronted with artificial predecessors predicting in line with the BHW model (Bikchandani et al., 1992). Using the BDM (Becker et al., 1964) mechanism we study participants' probability perceptions based on maximum prices for participating in the prediction game. We find increasing maximum prices the more coinciding predictions of predecessors are observed, regardless of whether additional information is revealed by these predictions. Individual price patterns of more than two thirds of the participants indicate that cascade behavior of predecessors is not recognized.

JEL classification: C91, D81, D82

Keywords: information cascades, Bayes' Rule, decision under risk and uncertainty, experimental economics

1 INTRODUCTION

Information cascades as modelled by Bikchandani et al. (1992), henceforth BHW, have become a popular approach to explain herding behavior.¹ The BHW model offers explanations for many economic and social phenomena, such as fashion trends and conformity in consumption or investment decisions. BHW explain herding within a rational choice approach assuming that agents update beliefs according to Bayes' rule. The model shows that in a choice situation under incomplete information it may be rational to follow predecessors and to disregard one's own private information. Hence a cascade starts and no further information is aggregated in the observable decisions. Agents may follow wrong decisions of predecessors even though the aggregated private information would suggest the opposite. Individual rationality may thus lead to market inefficiencies.

The BHW model implicitly assumes that agents recognize cascade behavior of others. If not, perceived probabilities of making a good decision increase with the length of the cascade even if no further information is aggregated. Thus, boundedly rational behavior of agents would result in an overvaluation of public information and thereby cause further economic distortions. Consumers, for instance, might misinterpret the number of previous sales of a specific product as a signal for quality. This could unreasonably increase their willingness to pay for best-sellers compared to similar competing products. Promotion instruments that refer to the number of sales, e.g. best-seller lists, could then be used for increasing demand or for selling at higher prices.

Cascade phenomena have been the subject of numerous experimental studies. The predictions of the BHW model were confirmed in first experimental tests by Anderson and Holt (1997), henceforth AH. Following AH, most studies investigate cascade behavior by varying the structure of available information or by selling costly private information.² Conclusions are drawn from subjects' predictions and buying decisions. The results suggest that individuals, if confronted with more complex decision tasks than in the original AH experiment, tend to overestimate private information and thus to deviate from the rational cascade pattern. Kübler and Weizsäcker (2004) have observed that acquisition rates of costly signals are generally higher than optimal, but decrease in ongoing cascades. Their results suggest that subjects overestimate the error rates of their predecessors and that their depth of reasoning is limited.³ The authors conclude that "... subjects learn

¹For a survey of theoretical and empirical studies on information cascades see Bikchandani et al. (1996).

²See, e.g., Willinger and Ziegelmeier (1998), Kraemer et al. (2006), Kraemer and Weber (2001), Nöth and Weber (2003), Çelen and Kariv (2004), or Kübler and Weizsäcker (2004).

³Kübler and Weizsäcker (2004) use a quantal response model for their analysis. The examination of errors by using quantal response models (McKelvey and Palfrey, 1995, 1998), has become increasingly popular for explaining deviations from standard BHW model. For other applications of quantal response equilibria to information cascade models see, e.g., Anderson and Holt (1997), Anderson (2001).

from observing their predecessors' decisions, but ... fail to realize that other subjects also learn from observing their respective predecessors.”

Oberhammer and Stiehler (2002) investigate whether behavior in cascades reflects Bayesian updating. In their simple symmetric design, even counting leads to correct urn predictions if predecessors behave rationally.⁴ Using the BDM procedure (Becker et al., 1964), they asked subjects to submit maximum prices they are willing to pay for participating in the prediction game. These maximum prices are used as indicators of subjects' probability perceptions. This procedure allows testing the explanatory power of the standard BHW model as well as of cascade models in which errors of predecessors are included in subjects' updating process. The authors report prices that increase in the number of predecessors. This price increase also occurs in positions where rational predecessors would have ignored their private signals, i.e., in which their decisions should not reveal additional information. By including the assumption that subjects incorporate erroneous play of predecessors, error models can account for the observed price increases. However, the pattern could also be caused by subjects whose depth of reasoning is limited and who thus do not recognize cascade behavior of others. The authors were unable to distinguish between these alternative explanations. Moreover, the decision situations in which individuals had to decide were endogenously determined, so that observing complete individual price patterns was impossible.

To fill these two gaps is the aim of this study. It focuses on individual updating behavior in a cascade design similar to Oberhammer and Stiehler (2002). Subjects are confronted with the same information structure and the BDM mechanism is used to elicit prices as indicators of subjects' probability perceptions. However, we incorporate artificial agents as predecessors, who follow a simple counting rule, thus predict according to BHW, and – by definition – never err. Using the strategy method, we ask subjects to state their predictions and maximum prices for all possible decision situations. This results in observing complete individual price setting patterns. By excluding error making of predecessors as an explanation for the observed decisions, we are able to address the question whether individuals recognize cascade behavior of others in isolation.

We find that in these rather simple decision tasks, most subjects predict according to theory (and to simple counting) but many submit increasing maximum prices the more coinciding predictions of predecessors they observe, regardless of whether additional information is revealed by these predictions. We conclude that the majority of participants do not recognize cascade behavior of predecessors.

While we focus on the recognition of predecessors' rational cascade behavior, we do not negate that (assumed) erroneous play of human predecessors

⁴In the AH experiment, prediction errors increase up to 50 percent in asymmetric decision situations where simple counting of predecessors' predictions does not lead to a correct urn prediction (Huck and Oechssler, 2000). In these situations the rule “follow your own signal” offers better predictions than Bayesian updating. This result suggests that subjects are not always able to apply Bayesian updating in complex decision tasks.

also influenced subjects' behavior in other experiments. As our artificial agents never err, we most likely create beliefs about predecessors that are different from those in experiments with human players. Therefore, it is no surprise that the behavior observed in this experiment differs in some aspects from behavior reported in other cascade studies.

The remainder of the paper is organized as follows. In Section 2 the experimental design and procedures are described. In Section 3 hypotheses are derived for both rational behavior as assumed in the BHW model and behavior based on the assumption that subjects do not recognize cascade behavior of others. The results are presented in Section 4. Section 5 concludes.

2 EXPERIMENTAL DESIGN AND PROCEDURE

2.1 *Experimental scenario*

There are two urns, A and B, with 5 balls each (3 black balls and 2 white balls and vice versa). In each round of the game, one urn is randomly chosen with equal probability at the beginning of the game. Participants predict the randomly chosen urn. As participants' private information a ball is drawn from the urn and its color revealed. As public information, urn predictions of predecessors (if any) are announced. Participants are credited 100 ECU (Experimental Currency Units) for correct urn predictions and nothing otherwise. Participants are further asked to submit maximum prices p_{max} they are willing to pay to participate in the prediction game, i.e., to seize the opportunity of winning 100 ECU. As an incentive compatible mechanism to elicit subjects' maximum willingness to pay we implement the BDM mechanism (Becker et al., 1964): Subjects' maximum prices are compared to a random price p_r , drawn from a uniform distribution in the interval $[0,100]$. If the random price exceeds the maximum price ($p_r > p_{max}$), the participant earns nothing. If the random price is equal or lower than the maximum price ($p_r \leq p_{max}$), the participant is credited the amount resulting from her urn prediction minus the random price (see Table 1).

	Correct urn prediction	False urn prediction
$p_r \leq p_{max}$	100 ECU - p_r	0 ECU - p_r
$p_r > p_{max}$	0 ECU	0 ECU

Table 1: Income calculation

If participants were risk neutral and maximized their income according to standard expected utility theory, the submitted maximum prices would perfectly reflect their winning probability perceptions. But these assumptions are hardly satisfied as many experimental studies on decision-making show.⁵ However, we are not interested in absolute probability levels, but

⁵For surveys of experimental studies on individual decision making under risk and uncertainty see ,e.g., Camerer (1995) or Hey (1991).

only in qualitative results. Therefore, prices are a meaningful measure to answer our research question if higher prices reflect higher probability perceptions and vice versa. To check this, we do not only elicit maximum prices but also ask subjects to submit subjective probabilities for the correctness of their urn predictions.

2.2 *Implementation of artificial agents*

In this cascade experiment a subject's predecessors are artificial agents, whose predictions are clearly defined by simple counting, i.e., agents predict according to the majority of (public and private) signals in favor of urn A or B. Consequently, errors of predecessors are excluded by definition. Note that in the applied symmetrical information structure simple counting leads to the same urn predictions as Bayesian updating (Anderson and Holt, 1997). Thus, urn predictions of artificial agents are in line with BHW. In case of a tie-break, i.e., an equal number of signals in favor of urn A and B, artificial agents decide according to their private signal. This tie-breaking rule simplifies the updating process compared to a randomization between urn A and B, as assumed by BHW.

One may object that we influenced participants' decisions by incorporating artificial agents who followed a simple counting heuristic. Admittedly, we taught participants to predict according to the BHW model. But note that we are interested in price setting behavior rather than in urn predictions. By the precise explanation of the artificial agents' decision rule, we intended to make it as easy as possible for subjects to recognize cascade behavior of predecessors.

2.3 *Use of the strategy method*

Participants are asked to state their decisions for all situations that may arise from the decisions made by up to 5 artificial predecessors. Depending on

- the subject's own position (1 to 6),
- the color of the privately drawn ball (black or white), and
- the history regarding predecessors' predictions,

there are in total 74 decision situations (see Section 3.2) for which participants have to submit their urn predictions, maximum prices and subjective probabilities. One of these 74 situations is determined to be payoff-relevant as follows:

1. One urn (A or B) is randomly chosen.
2. Subjects' position (1 to 6) is randomly determined.

3. For each artificial agent a ball is drawn from the chosen urn. The agent predicts according to the defined decision rules. This prediction is publicly announced.
4. At the (real) subject's position a ball is drawn and the color announced.

Then the random price is drawn from all integers between 0 and 100. Now the payoffs from the experiment can be calculated according to the rules summarized in Table 1. The implementation of the strategy method has two major advantages: First, it allows observing complete individual price patterns. Second, the strategy method causes "cold", i.e., less emotional responses than spontaneous play and thus helps us to focus on the participants' ability to recognize cascade behavior of others.⁶

2.4 Procedure

At the start of a session participants were provided with written instructions as well as with a supplementary sheet on the working of the BDM mechanism demonstrating that strategic behavior does not pay.⁷ Questions were answered privately during the experiment.

After reading the instructions it was demonstrated how the payoff-relevant situation would be determined. While all decisions had to be submitted via the computer, the choice of the payoff-relevant situation and the draw of the random price were done by one of the participants by hand, using real urns (opaque blue bags), balls (table tennis balls), dice, and chips with numbers from 1 to 100.

Prior to the experiment participants answered some control questions about the decision rules of artificial predecessors and the working of the price mechanism. Subjects who answered all questions correctly in the first go were credited 5€. Participants were not allowed to proceed to the experiment before all questions were answered correctly.

In the experiment participants submitted their decisions for all 74 situations which were displayed on the computer screen in random order. After the decisions were taken the payment relevant situation was determined, the price was randomly chosen, and subjects were paid according to their decisions.

By using real urns and balls and by the execution of random choices by participants, by demonstrating the choice of the payment-relevant situation before the sessions started and by using pre-experimental control questions we made sure that the structure of the experiment, the decision rules of artificial agents as well as the working of the BDM mechanism were understood by the participants.

⁶For experimental studies on presentation effects see, e.g., Brandts and Charness (2000) or Schotter et al. (1994).

⁷Instructions and control questions may be downloaded at <http://www.huberlin.de/wt1/papers>.

The computerized experiment (using the software toolkit z-Tree, Fischbacher, 1999), was conducted at Humboldt University at Berlin. We ran 4 sessions with 9, 12, 7, and 11 participants. The 39 subjects, mainly business and economics students, were randomly recruited from a pool of potential participants. In order to avoid losses a show-up fee of 100 ECU was paid. The experiment lasted about 80 minutes. 100 ECU were equivalent to €10. Average earnings amounted to approximately €17 on average.

3 THEORY, NOTATION, AND HYPOTHESES

3.1 Bayes' rule

In a symmetric cascade structure in which predecessors update information in line with Bayes' rule and predict according to their private signal in case of a tie, posterior probabilities just depend on the number of signals in favor of urns A and B. According to Anderson and Holt (1997), for the applied design, these probabilities can be derived to be as follows:

$$\Pr\{A|d\} = \frac{1}{1 + \left(\frac{2}{3}\right)^d} \quad \text{and} \quad \Pr\{B|d\} = \frac{1}{1 + \left(\frac{2}{3}\right)^{-d}} \quad (1)$$

Thereby, d is defined as the difference between the number of A and B signals. Posterior probabilities increase with an increasing difference in favor of the respective urn. Thus, rational subjects would recognize that they should ignore their own signal once a difference of $d = 2(-2)$ can be inferred from the predecessors' predictions. From then on subsequent players would always predict according to the ongoing cascade even if their private signal does not match the cascade, diminishing the difference to $d = 1(-1)$. Therefore, no further information can be inferred from their predictions. Posterior probabilities for all further situations remain stable at $\Pr\{A|d = 3\} = 0.77$ if confronted with a signal in accordance with the ongoing cascade or at $\Pr\{A|d = 1\} = 0.60$ if confronted with an opposed signal.

3.2 Notation

To describe and classify the different situations a subject may be confronted with, we first introduce some notation. All possible situations in the decision sequences will be characterized as follows: Predecessors' predictions are denoted by capital letters (A or B), private signals by small letters (a = black ball and b = white ball). For example, ABb refers to a situation in which a subject acts third in the sequence, sees a white ball as her private signal, and observes that one of her predecessors (the first agent) has predicted "A," and one (the second agent) has predicted "B." We denote these situations as "decision situations."

We refer to private signals as either pro or contra signals. The naming is based on what a rational player would do after observing the respective signal: After observing a pro signal, the player predicts the urn suggested by the signal (or is indifferent which urn to choose); after observing a contra signal, she rationally predicts against it. Therefore, as long as no cascade has started, all signals are pro signals, because no player rationally ignores her signal.

We classify decision situations where *no cascade has started yet* as cascade positions -3 , -2 , and -1 . Cascade position -3 refers to a “balanced sample.” This means that predecessors’ decisions together with the private signal reveal a probability of 0.5 for each urn. Thus, either prediction is in line with rational behavior. Cascade position -2 refers to decision situations in which equally many predecessors have predicted either urn. This means that predecessors’ decisions together with the private signal reveal a probability of 0.6 for the urn indicated by the private signal. Finally, at cascade position -1 , among the predecessors, there is already a one-prediction majority for one of the urns among the predecessors and the private signal matches that majority. Hence, the probability for predicting correctly is 0.69.

We refer to a player’s position *at which a cascade starts* as cascade position 0. This means that a rational player at cascade position 0 is the first to ignore her signal and predict in line with the majority of predecessors in any case. Despite the fact that the optimal decision is unaffected by the private signal, the probability of predicting correctly depends on whether she has observed a pro or a contra signal.

Positions *within the cascade* are referred to as cascade positions 1, 2, and 3. This means that 1, 2, or 3 predecessors have already ignored their private signal and have predicted according to the majority of predictions they observed. Therefore there is no additional information revealed by their predictions. Thus, the probabilities of predicting correctly after receiving a pro or a contra signal at cascade positions 1, 2, or 3 equal those at cascade position 0.

In total there are thus seven cascade positions. Remember that cascade positions are not equivalent to the position in the decision sequence at which a player acts. As an example, consider decision situations *AAb* and *BAAAb* which both belong to cascade position 0.

In Table 2, all cascade positions and the corresponding decision situations are summarized.

3.3 Hypotheses

Figure 1 shows a representation of posterior probabilities for all cascade positions given pro or contra signals according to the BHW model.

As derived in Section 3.1, posterior probabilities of predicting correctly increase between cascade positions -3 and -1 . With the prediction of the agent at cascade position 0, the cascade starts. From then on, probabilities

Private Signal	Casc. Pos.	Decision Situations	Number
pro	-3	<i>Ab; Ba; ABAb; ABBA; BAAb; BAb; ABABAb</i> <i>ABABBa; ABBAAb; ABBAa; BABAAb</i> <i>BABABa; BAABAb; BAABBa</i>	14
	-2	<i>a; b; ABb; ABa; Bab; BAa; ABABb; ABABa; ABBAb</i> <i>ABBAa; BAABb; BAABa; BABAb; BABAa</i>	14
	-1	<i>Aa; Bb; ABAA; ABBb; BAAA; BABb; ABABAA; ABABbb</i> <i>ABBAa; ABBABb; BABAAa; BABABb; BAABAA; BAABbb</i>	14
pro	0	<i>AAA; BBb; ABAAA; ABBBb; BAAAa; BABbb</i>	6
	1	<i>AAAA; BBBb; ABAAAa; BABBBb; ABBBBb; BAAAAa</i>	6
	2	<i>AAAAa; BBBBb</i>	2
	3	<i>AAAAAa; BBBBBb</i>	2
contra	0	<i>AAb; BBa; ABAAb; ABBBa; BAAAb; BABBa</i>	6
	1	<i>AAAb; BBBa; ABAAAb; ABBBBa; BAAAb; BABBBa</i>	6
	2	<i>AAAAb; BBBBa</i>	2
	3	<i>AAAAAb; BBBBba</i>	2
Total			74

Table 2: Decision situations

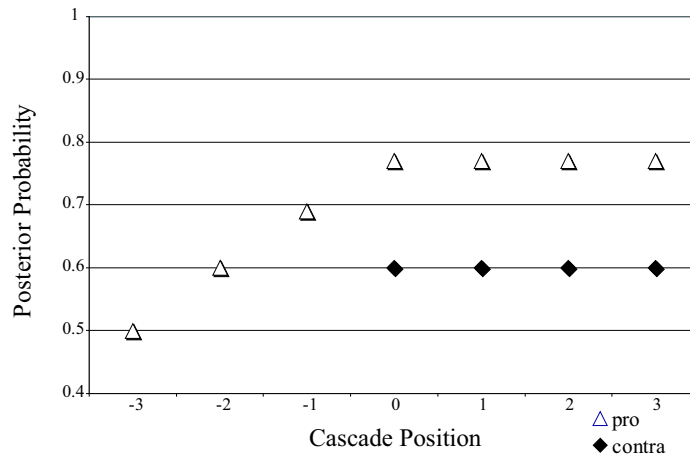


Figure 1: Probability pattern according to the BHW model.

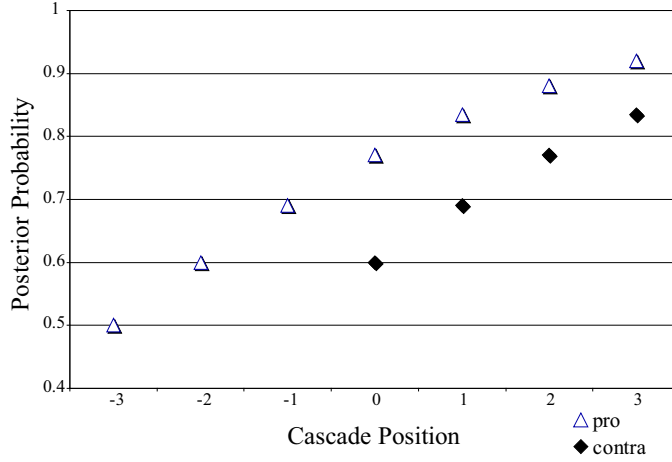


Figure 2: Probability pattern according to the behavioral hypothesis.

remain constant. As for 38 out of 39 subjects (97.4%) we observe highly significant positive correlations between maximum prices and subjective probabilities,⁸ we are confident in using the submitted maximum prices to test our hypotheses.⁹

Hypothesis according to the BHW model: *Individuals update information according to Bayes' rule and take cascade behavior of others into account.*

Price setting behavior at cascade positions -3 to 0 is as follows:

$$a) p_{max}^{-3pro} < p_{max}^{-2pro} < p_{max}^{-1pro} < p_{max}^{0pro}.$$

Price setting behavior at cascade positions 0 to 3 is as follows:

$$b) p_{max}^{0pro} = p_{max}^{1pro} = p_{max}^{2pro} = p_{max}^{3pro},$$

$$c) p_{max}^{0con} = p_{max}^{1con} = p_{max}^{2con} = p_{max}^{3con}.$$

Thereby, e.g., we refer to p_{max}^{0con} as the willingness to pay of a subject at cascade position 0 , who is confronted with a contra signal.

There are many studies indicating that individuals' depth of reasoning is limited.¹⁰ We thus conjecture that even though there is no uncertainty about others' decision-making, individuals do not recognize cascade behavior of predecessors in our simple setting. If subjects ignore the formation of a cascade, subjective probabilities increase the longer a cascade continues, as illustrated in Figure 2. From this, we derive our alternative hypothesis.

⁸The Pearson correlation coefficient is significant on the 1%-level for all but one subjects. All significant coefficients are between 0.44 and 0.96, with a median of 0.85. Thus, a majority of subjects exhibit a nearly linear correlation. The non-parametric Spearman's rank-order correlation coefficient is significant on the 1%-level for all 39 subjects.

⁹This correlation does neither need to be perfect nor linear. If, e.g., subjects are risk averse, it may be expected that the correlation exhibits a non-linear pattern.

¹⁰For depth of reasoning analyses in normal form games see, e.g., Ho et al. (1998) or Nagel (1995). For information cascades, Kübler and Weizsäcker (2004) have shown that subjects' depth of reasoning is limited. See our discussion in Section 1.

Behavioral Hypothesis: *Individuals update information according to Bayes' rule, but do not recognize cascade behavior of others.*

Price setting behavior at cascade positions -3 to 0 is as follows:

$$a) p_{max}^{-3pro} < p_{max}^{-2pro} < p_{max}^{-1pro} < p_{max}^{0pro}$$

Price setting behavior at cascade positions 0 to 3 is as follows:

$$b) p_{max}^{0pro} < p_{max}^{1pro} < p_{max}^{2pro} < p_{max}^{3pro}$$

$$c) p_{max}^{0con} < p_{max}^{1con} < p_{max}^{2con} < p_{max}^{3con}$$

Both the BHW and the behavioral hypothesis predict increasing maximum prices from cascade position -3 to cascade position 0 . But they differ in the predicted price patterns from cascade position 0 to 3 .

4 RESULTS

4.1 Prediction behavior

The 39 subjects were independently asked to make decisions for 74 situations. The data file thus consists of $39 \times 74 = 2886$ urn predictions, prices, and subjective probabilities. 546 observations are from situations at cascade position -3 where all predictions are consistent with BHW since the posterior probability is 0.5. Of the remaining 2340 urn predictions 2268 (96.9%) are in line with BHW. 14 subjects (35.9%) predicted always in line with the theory. The rate of seemingly rational predictors sharply increases up to 82.1% (32 out of 39) if we include subjects who predicted in line with the BHW in at least 95% of the relevant situations.¹¹

As mentioned in Section 2, our experimental design and procedure indirectly influence subjects to predict in line with BHW. Thus, the high rate of predictions in line with Bayesian updating is not astonishing. Subjects followed their own signal in 77.1% of all tie-breaking situations (with posterior probabilities of 50%).¹²

At cascade positions 0 to 3 rational agents would follow their predecessors even when confronted with a contra signal. However, the error rate in such situations is essentially higher (6.7%) than in cases in which the signal coincides with the ongoing cascade (0.6%). In order to provide insight into the structure of prediction errors in ongoing cascades, we compared error rates at different cascade positions and summarized the results in Table 3. When subjects are confronted with pro signals, error rates are similarly low at cascade positions 0 to 3 (between 0.0% and 1.3%). When confronted with

¹¹The remaining (incorrect) predictions do not seem to follow any systematic pattern. In each of the relevant decision situations, one or two subjects made a mistake.

¹²This rate resembles the one in Oberhammer and Stiehler (2002) (79%), but is lower than rates found in Anderson and Holt (1997) and Anderson (2001) (85.4% and 88.5%, resp.). However, their design was different to Oberhammer and Stiehler's and ours in a number of characteristics, e.g., they conducted a pencil-and-paper experiment and used a different signal precision.

contra signals, the error rate at cascade position 0 is higher (12.8%) than at later cascade positions.¹³

Subjects apparently overvalue their private information at early cascade positions but assign more weight to the sequence of predecessors' predictions the longer the cascade continues.

Cascade position	Number of cases	Number of errors [error rate] after...	
		pro signal	contra signal
0	234	3 [1.3%]	30 [12.8%]
1	234	0 [0.0%]	11 [4.7%]
2	78	0 [0.0%]	0 [0.0%]
3	78	1 [1.3%]	1 [1.3%]
Total	626	4 [0.6%]	42 [6.7%]

Table 3: Prediction errors at different cascade positions

4.2 Price setting behavior and subjective probabilities

The question remains whether subjects who predict in line with BHW also recognize that a cascade formation takes place. Thus, in the following, we concentrate on predictions that were in line with BHW. For each of the 2812 correct predictions we have one maximum price for participating in the prediction game and one subjective probability for making a correct prediction. To give a first overview of price setting behavior for different cascade positions and private signals, we report average prices and probabilities for each of the 11 different cascade position/signal combinations (7 cascade positions with a pro signal and 4 with a contra signal).¹⁴ The aggregated results are summarized in Table 4. Figure 3 illustrates the aggregated price setting pattern.

As predicted by the BHW model and by our behavioral hypothesis, maximum prices increase from cascade position -3 to 0 . When information cascades form, the submitted prices at later cascade positions are higher than at earlier positions. This is in line with our behavioral hypothesis. A similar pattern can be observed for the subjective probabilities. At cascade position 3 , subjects' average maximum prices and subjective probabilities are higher than predicted by BHW.

As mentioned above, we observe that subjects associate higher probabilities of predicting correctly with a higher willingness to pay for taking part in the

¹³This pattern of error rates is in line with the data of, e.g., Anderson and Holt (1997), Anderson (2001), and Oberhammer and Stiehler (2002). However, the level of error rates is higher in all those studies. This may be due to the fact that players distrust their human predecessors and thus follow their own signal more often.

¹⁴For the analysis of price setting behavior we excluded observations of one subject whose submitted maximum prices are apparently unsystematic and often on an invariantly low level (85% of her maximum prices are below 10). However, including this observation does not change our findings.

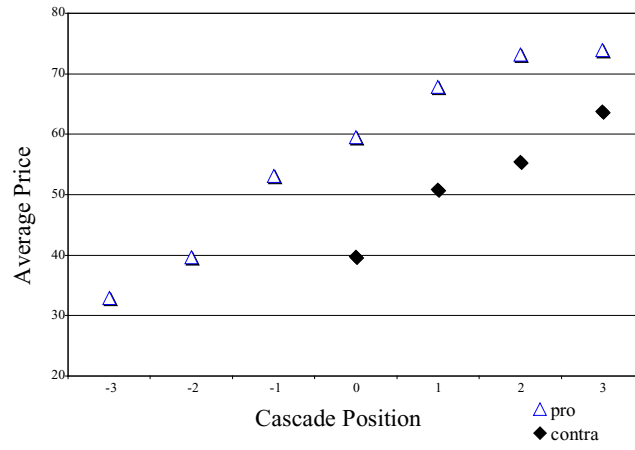


Figure 3: Average prices for different cascade positions and private signals.

Private signal	Casc. pos.	Individual avg. prices			Subjective prob. (in %)			Prob. according to...	
		Mean	Median	SD	Mean	Median	SD	Behav.	BHW
pro	-3	32.9	35.6	18.6	46.2	49.6	8.0	50.0	50.0
	-2	39.7	39.2	17.3	51.6	53.4	9.0	60.0	60.0
	-1	53.1	53.9	17.9	61.8	62.9	9.3	69.2	69.2
pro	0	59.5	60.4	20.2	67.8	68.3	11.1	77.1	77.1
	1	67.8	76.7	22.2	75.5	78.5	11.2	83.5	77.1
	2	73.1	80.0	20.7	81.3	85.0	12.5	88.4	77.1
	3	73.9	81.3	23.9	83.0	87.5	14.9	91.9	77.1
contra	0	39.7	41.0	16.7	49.4	52.5	12.3	60.0	60.0
	1	50.8	50.8	20.5	60.1	61.2	12.9	69.2	60.0
	2	55.5	58.3	23.6	65.9	67.5	15.6	77.1	60.0
	3	63.8	70.3	25.9	74.9	77.5	16.7	83.5	60.0

Table 4: Price setting behavior and subjective probability statements

prediction game. We also find that at each cascade position, average subjective probabilities exceed average submitted maximum prices, indicating that risk aversion plays a role. The difference between prices and subjective probabilities does not vary systematically over probability levels and cascade positions.

In order to test our hypotheses, we ran nonparametric Friedman tests based on individual average prices for each cascade position. Moreover, we used the individual average prices to calculate the Spearman rank correlation coefficient for each of the three conjectured price/cascade position relationships. The results are presented in Table 5.

		Friedman test		Spearman rank corr.	
Hypothesis (H_0)		χ^2	(sign.)	ρ	(sign. 2-tailed)
a)	$p_{max}^{-3pro} = p_{max}^{-2pro} = p_{max}^{-1pro} = p_{max}^{0pro}$	91.02	(.000)	.482	(.000)
b)	$p_{max}^{0pro} = p_{max}^{1pro} = p_{max}^{2pro} = p_{max}^{3pro}$	42.86	(.000)	.272	(.001)
c)	$p_{max}^{0con} = p_{max}^{1con} = p_{max}^{2con} = p_{max}^{3con}$	64.45	(.000)	.374	(.000)

Table 5: Friedman-tests and Spearman rank correlations for maximum prices and cascade positions

Both statistical measures confirm that subjects generally infer information from predecessors' urn predictions (see row a). The H_0 -hypothesis that prices are constant from cascade position -3 to 0 is rejected. Instead, we observe a significantly positive relation (Spearman's $\rho > 0$ with $p < 0.01$) between submitted maximum prices and the respective cascade positions. This finding is in line with Bayesian updating. However, all other hypotheses derived from the BHW model are rejected (see rows b and c). We observe - in line with the alternative (behavioral) hypothesis - significantly positive correlation coefficients at cascade positions 0 to 3 if confronted with pro, resp. contra signals. Applying the same tests to subjective probabilities instead of prices yields the same results.

Observation I *Aggregate price pattern*

1. *In situations where no information cascade has formed yet, the average willingness to pay positively depends on the cascade position (-3 to 0). This is in line with both the BHW model and the behavioral hypothesis.*
2. *The aggregated price setting pattern within cascades is in line with the behavioral hypothesis, i.e., the correlation coefficients between average maximum prices and the cascade position (0 to 3 , for both pro and contra signals) are significantly positive.*

One may object that the price pattern may be due to the behavior of some subjects who did not understand the rules of the game and/or the decision rules of artificial agents.

To check whether this objection is justified, we applied the same analysis to the subsample of subjects who predicted in line with BHW in more than

95% of the cases and answered all questions about artificial predecessors correctly at first go.¹⁵

Our findings turn out to be robust. We find a similar price pattern for the considered subsample, i.e., the hypothesis according to BHW has to be rejected in favor of our behavioral hypothesis.

The use of the strategy method does not only allow to analyze aggregate behavior, but also to obtain complete individual price setting patterns. We calculate Spearman rank correlation coefficients between submitted maximum prices and the respective cascade positions for each single participant. As before, we analyze:

1. maximum prices at cascade positions -3 to 0 ,
2. maximum prices at cascade positions 0 to 3 if confronted with pro signals,
3. maximum prices at cascade positions 0 to 3 if confronted with contra signals.

According to the significance of the rank correlation coefficients (at the 5% level), we classify subjects in the following four groups:

- **BHW subjects:** Those who exhibit a significantly positive correlation between cascade positions and maximum prices at cascade positions -3 to 0 , but, for both pro and contra signals, no significant correlation at cascade positions 0 to 3 .
- **Subjects completely ignoring the cascade formation:** Those who exhibit significantly positive correlations at cascade positions -3 to 0 and, for both pro and contra signals, also at cascade positions 0 to 3 .
- **Subjects partly ignoring the cascade formation:** Those who exhibit a significantly positive correlation at cascade positions -3 to 0 and, either for pro or contra signals, also at cascade positions 0 to 3 .
- **Others:** Subjects who do not exhibit a significantly positive correlation at cascade positions -3 to 0 or who exhibit a significantly negative correlation between prices and cascade positions, whose behavior is thus not in line with either hypothesis.

The results are summarized in Table 6. For 17 subjects (43.6%), all three correlation coefficients are significantly positive, i.e., completely in line with the behavioral hypothesis. For another 10 subjects (25.6%), the correlation coefficient is significantly positive at cascade positions -3 to 0 , and, either for pro or for contra signals, also at cascade positions 0 to 3 . This indicates

¹⁵Note that some of these control questions referred to situations at which artificial predecessors showed cascade behavior, i.e., predicted against their private signals.

Identified groups	Number of subj.	%	Identified patterns*			Number of subj.
			a)	b)	c)	
BHW subjects	7	17.9	+	∅	∅	7
Subj. completely ignoring the cascade formation	17	43.6	+	+	+	17
Subj. partly ignoring the cascade formation	10	25.6	+	+	∅	2
			+	∅	+	8
Others	5	12.8	∅	+	+	1
			∅	∅	+	1
			∅	∅	∅	2
			+	-	∅	1
Total	39	100.0				39

*Identified price patterns at cascade positions -3 to 0 (column a) and at cascade positions 0 to 3 when confronted with pro (column b), resp. contra signals (column c). Significant positive (negative) correlations ($p < 0.05$, 2-tailed) between max. prices and cascade positions are indicated by + (-), insignificant correlations by \emptyset .

Table 6: Individual price patterns

that cascade behavior of predecessors is not consistently recognized. Only for 7 of the 39 subjects (17.9%), all three correlation coefficients are in line with the standard BHW model, i.e., significantly positive at cascade positions -3 to 0 , but insignificant at cascade positions 0 to 3 . Finally, 5 subjects exhibit a price setting behavior that is not in line with either hypothesis: 4 subjects show no significant positive correlation at cascade positions -3 to 0 . One subject showed a negative correlation between prices and cascade positions when confronted with pro signals. Overall, price setting behavior of more than two thirds of the subjects indicates that cascade formation is not consistently recognized whereas less than 20% of the subjects show price setting patterns in line with the standard BHW model.

Observation II *Individual price setting patterns*

1. *At cascade positions -3 to 0 , almost 90% of participants exhibit a significantly positive correlation between submitted maximum prices and cascade positions, indicating that information revealed by predecessors' urn predictions is taken into account.*
2. *Only 17.9% of subjects exhibit a price setting pattern in line with the standard BHW model, i.e., a significantly positive correlation at cascade positions -3 to 0 and no significant correlations at cascade positions 0 to 3 .*
3. *For 43.6% of the participants, price setting patterns are completely in line with the behavioral hypothesis, i.e., all 3 considered correlation coefficients are significantly positive. For more than two thirds of the subjects price setting behavior is at least partly in line with the behavioral hypothesis, i.e., the correlations are significantly positive for either pro or contra signals at cascade positions 0 to 3 .*

5 CONCLUSION

We designed an experiment to test whether individuals recognize cascade behavior of others. Our findings clearly support the alternative (behavioral) hypothesis, that they do not. Although urn predictions are in line with BHW, maximum prices increase the longer a cascade continues. More than two thirds of the participants obviously ignore cascade behavior of predecessors. In contrast, only 18% of participants set prices in line with the BHW model. Participants in our experiment are informed about decision rules used by artificial predecessors. Errors by predecessors are excluded. We are aware that in real life there is uncertainty about behavior of others. Of course, this may influence cascade behavior. But if individuals do not recognize cascade behavior of others in our simple setting with artificial agents, then it is unlikely that they do so when their predecessors are humans.

REFERENCES

- Anderson, L. and Holt, C. (1997). Information cascades in the laboratory. *American Economic Review*, 87(5), 847-862.
- Anderson, L. (2001). Payoff effects in information cascade experiments. *Economic Inquiry*, 39, 609-615.
- Becker, G., DeGroot, M., and Marschak, J. (1964). Measuring utility by a single-response sequential method. *Behavioral Science*, 9(3), 226-232.
- Bikchandani, S., Hirshleifer, D., and Welch, I. (1992). A theory of fads, fashion, custom, and cultural change as informational cascades. *Journal of Political Economy*, 100, 992-1026.
- Bikchandani, S., Hirshleifer, D., and Welch, I. (1996). Informational cascades and rational herding: An annotated bibliography. *Mimeo*, UCLA/Anderson and Michigan/GSB.
- Brandts, J. and Charness, G. (2000). Hot vs. cold: Sequential responses and preference stability in simple experimental games. *Experimental Economics*, 2(3), 227-238.
- Camerer, C. (1995). Individual decision making. In J. Kagel and A. Roth, *Handbook of Experimental Economics* (pp. 587-674). Princeton, U.S.: Princeton University Press.
- Çelen, B. and Kariv, S. (2004). Distinguishing informational cascades from herd behavior in the laboratory. *American Economic Review*, 94(3), 484-498.
- Fischbacher, U. (1999). z-Tree. Zurich toolbox for readymade economic experiments. *Working Paper*, University of Zurich.

- Hey, J. (1991). Part II: Experiments on individual decision-making under risk. In J. Hey, *Experiments in Economics* (pp. 35-92). Oxford, U.K.: Blackwell Publishing.
- Ho, T., Camerer, C., and Weigelt, K. (1998). Iterated dominance and iterated best response in experimental 'p-beauty contests'. *American Economic Review*, 88(4), 947-969.
- Huck, S. and Oechssler, J. (2000). Informational cascades in the laboratory: Do they occur for the right reasons? *Journal of Economic Psychology*, 21, 661-667.
- Kraemer, C., Nöth, M., and Weber, M. (2006). Information aggregation with costly information and random ordering: Experimental evidence. *Journal of Economic Behavior and Organization*, 59(3), 423-432.
- Kraemer, C. and Weber, M. (2001). To buy or not to buy: Why do people buy too much information? *Working Paper*, University of Mannheim.
- Kübler, D. and Weizsäcker, G. (2004). Limited depth of reasoning and failure of cascade formation in the laboratory. *Review of Economic Studies*, 71(2), 425-441.
- McKelvey, R. and Palfrey, T. (1995). Quantal response equilibria for normal form games. *Games and Economic Behavior*, 10(1), 6-38.
- McKelvey, R. and Palfrey, T. (1998). Quantal response equilibria in extensive form games. *Experimental Economics*, 1(1), 9-41.
- Nagel, R. (1995). Unraveling in guessing games: An experimental study. *American Economic Review*, 85, 1313-1326.
- Nöth, M. and Weber, M. (2003). Information aggregation with random ordering: Cascades and overconfidence. *Economic Journal*, 113(484), 166-189.
- Oberhammer, C. and Stiehler, A. (2002). Does cascade behavior in information cascades reflect bayesian updating? *Working Paper*, Max Planck Institute of Economics, Jena.
- Schotter, A., Weigelt, K., and Wilson, C. (1994). A laboratory investigation of multiperson rationality and presentation effects. *Games and Economic Behavior*, 6(3), 445-468.
- Willinger, M. and Ziegelmeyer, A. (1998). Are more informed agents able to shatter information cascades in the lab? In P. Cohendet et al., *The Economics of Networks: Interaction and Behaviours* (pp. 291-305). Heidelberg, Germany: Springer Verlag.


SFB 649 Discussion Paper Series 2006

For a complete list of Discussion Papers published by the SFB 649, please visit <http://sfb649.wiwi.hu-berlin.de>.

- 001 "Calibration Risk for Exotic Options" by Kai Detlefsen and Wolfgang K. Härdle, January 2006.
- 002 "Calibration Design of Implied Volatility Surfaces" by Kai Detlefsen and Wolfgang K. Härdle, January 2006.
- 003 "On the Appropriateness of Inappropriate VaR Models" by Wolfgang Härdle, Zdeněk Hlávka and Gerhard Stahl, January 2006.
- 004 "Regional Labor Markets, Network Externalities and Migration: The Case of German Reunification" by Harald Uhlig, January/February 2006.
- 005 "British Interest Rate Convergence between the US and Europe: A Recursive Cointegration Analysis" by Enzo Weber, January 2006.
- 006 "A Combined Approach for Segment-Specific Analysis of Market Basket Data" by Yasemin Boztuğ and Thomas Reutterer, January 2006.
- 007 "Robust utility maximization in a stochastic factor model" by Daniel Hernández-Hernández and Alexander Schied, January 2006.
- 008 "Economic Growth of Agglomerations and Geographic Concentration of Industries - Evidence for Germany" by Kurt Geppert, Martin Gornig and Axel Werwatz, January 2006.
- 009 "Institutions, Bargaining Power and Labor Shares" by Benjamin Bental and Dominique Demougin, January 2006.
- 010 "Common Functional Principal Components" by Michal Benko, Wolfgang Härdle and Alois Kneip, January 2006.
- 011 "VAR Modeling for Dynamic Semiparametric Factors of Volatility Strings" by Ralf Brüggemann, Wolfgang Härdle, Julius Mungo and Carsten Trenkler, February 2006.
- 012 "Bootstrapping Systems Cointegration Tests with a Prior Adjustment for Deterministic Terms" by Carsten Trenkler, February 2006.
- 013 "Penalties and Optimality in Financial Contracts: Taking Stock" by Michel A. Robe, Eva-Maria Steiger and Pierre-Armand Michel, February 2006.
- 014 "Core Labour Standards and FDI: Friends or Foes? The Case of Child Labour" by Sebastian Braun, February 2006.
- 015 "Graphical Data Representation in Bankruptcy Analysis" by Wolfgang Härdle, Rouslan Moro and Dorothea Schäfer, February 2006.
- 016 "Fiscal Policy Effects in the European Union" by Andreas Thams, February 2006.
- 017 "Estimation with the Nested Logit Model: Specifications and Software Particularities" by Nadja Silberhorn, Yasemin Boztuğ and Lutz Hildebrandt, March 2006.
- 018 "The Bologna Process: How student mobility affects multi-cultural skills and educational quality" by Lydia Mechtenberg and Roland Strausz, March 2006.
- 019 "Cheap Talk in the Classroom" by Lydia Mechtenberg, March 2006.
- 020 "Time Dependent Relative Risk Aversion" by Enzo Giacomini, Michael Handel and Wolfgang Härdle, March 2006.
- 021 "Finite Sample Properties of Impulse Response Intervals in SVECMs with Long-Run Identifying Restrictions" by Ralf Brüggemann, March 2006.
- 022 "Barrier Option Hedging under Constraints: A Viscosity Approach" by Imen Bentahar and Bruno Bouchard, March 2006.

SFB 649, Spandauer Straße 1, D-10178 Berlin
<http://sfb649.wiwi.hu-berlin.de>

This research was supported by the Deutsche
Forschungsgemeinschaft through the SFB 649 "Economic Risk".



- 023 "How Far Are We From The Slippery Slope? The Laffer Curve Revisited" by Mathias Trabandt and Harald Uhlig, April 2006.
- 024 "e-Learning Statistics – A Selective Review" by Wolfgang Härdle, Sigbert Klinke and Uwe Ziegenhagen, April 2006.
- 025 "Macroeconomic Regime Switches and Speculative Attacks" by Bartosz Maćkowiak, April 2006.
- 026 "External Shocks, U.S. Monetary Policy and Macroeconomic Fluctuations in Emerging Markets" by Bartosz Maćkowiak, April 2006.
- 027 "Institutional Competition, Political Process and Holdup" by Bruno Deffains and Dominique Demougin, April 2006.
- 028 "Technological Choice under Organizational Diseconomies of Scale" by Dominique Demougin and Anja Schöttner, April 2006.
- 029 "Tail Conditional Expectation for vector-valued Risks" by Imen Bentahar, April 2006.
- 030 "Approximate Solutions to Dynamic Models – Linear Methods" by Harald Uhlig, April 2006.
- 031 "Exploratory Graphics of a Financial Dataset" by Antony Unwin, Martin Theus and Wolfgang Härdle, April 2006.
- 032 "When did the 2001 recession *really* start?" by Jörg Polzehl, Vladimir Spokoiny and Cătălin Stărică, April 2006.
- 033 "Varying coefficient GARCH versus local constant volatility modeling. Comparison of the predictive power" by Jörg Polzehl and Vladimir Spokoiny, April 2006.
- 034 "Spectral calibration of exponential Lévy Models [1]" by Denis Belomestny and Markus Reiß, April 2006.
- 035 "Spectral calibration of exponential Lévy Models [2]" by Denis Belomestny and Markus Reiß, April 2006.
- 036 "Spatial aggregation of local likelihood estimates with applications to classification" by Denis Belomestny and Vladimir Spokoiny, April 2006.
- 037 "A jump-diffusion Libor model and its robust calibration" by Denis Belomestny and John Schoenmakers, April 2006.
- 038 "Adaptive Simulation Algorithms for Pricing American and Bermudan Options by Local Analysis of Financial Market" by Denis Belomestny and Grigori N. Milstein, April 2006.
- 039 "Macroeconomic Integration in Asia Pacific: Common Stochastic Trends and Business Cycle Coherence" by Enzo Weber, May 2006.
- 040 "In Search of Non-Gaussian Components of a High-Dimensional Distribution" by Gilles Blanchard, Motoaki Kawanabe, Masashi Sugiyama, Vladimir Spokoiny and Klaus-Robert Müller, May 2006.
- 041 "Forward and reverse representations for Markov chains" by Grigori N. Milstein, John G. M. Schoenmakers and Vladimir Spokoiny, May 2006.
- 042 "Discussion of 'The Source of Historical Economic Fluctuations: An Analysis using Long-Run Restrictions' by Neville Francis and Valerie A. Ramey" by Harald Uhlig, May 2006.
- 043 "An Iteration Procedure for Solving Integral Equations Related to Optimal Stopping Problems" by Denis Belomestny and Pavel V. Gapeev, May 2006.
- 044 "East Germany's Wage Gap: A non-parametric decomposition based on establishment characteristics" by Bernd Görzig, Martin Gornig and Axel Werwatz, May 2006.
- 045 "Firm Specific Wage Spread in Germany - Decomposition of regional differences in inter firm wage dispersion" by Bernd Görzig, Martin Gornig and Axel Werwatz, May 2006.

SFB 649, Spandauer Straße 1, D-10178 Berlin
<http://sfb649.wiwi.hu-berlin.de>


This research was supported by the Deutsche
 Forschungsgemeinschaft through the SFB 649 "Economic Risk".



- 046 "Produktdiversifizierung: Haben die ostdeutschen Unternehmen den Anschluss an den Westen geschafft? – Eine vergleichende Analyse mit Mikrodaten der amtlichen Statistik" by Bernd Görzig, Martin Gornig and Axel Werwatz, May 2006.
- 047 "The Division of Ownership in New Ventures" by Dominique Demougin and Oliver Fabel, June 2006.
- 048 "The Anglo-German Industrial Productivity Paradox, 1895-1938: A Restatement and a Possible Resolution" by Albrecht Ritschl, May 2006.
- 049 "The Influence of Information Costs on the Integration of Financial Markets: Northern Europe, 1350-1560" by Oliver Volckart, May 2006.
- 050 "Robust Econometrics" by Pavel Čížek and Wolfgang Härdle, June 2006.
- 051 "Regression methods in pricing American and Bermudan options using consumption processes" by Denis Belomestny, Grigori N. Milstein and Vladimir Spokoiny, July 2006.
- 052 "Forecasting the Term Structure of Variance Swaps" by Kai Detlefsen and Wolfgang Härdle, July 2006.
- 053 "Governance: Who Controls Matters" by Bruno Deffains and Dominique Demougin, July 2006.
- 054 "On the Coexistence of Banks and Markets" by Hans Gersbach and Harald Uhlig, August 2006.
- 055 "Reassessing Intergenerational Mobility in Germany and the United States: The Impact of Differences in Lifecycle Earnings Patterns" by Thorsten Vogel, September 2006.
- 056 "The Euro and the Transatlantic Capital Market Leadership: A Recursive Cointegration Analysis" by Enzo Weber, September 2006.
- 057 "Discounted Optimal Stopping for Maxima in Diffusion Models with Finite Horizon" by Pavel V. Gapeev, September 2006.
- 058 "Perpetual Barrier Options in Jump-Diffusion Models" by Pavel V. Gapeev, September 2006.
- 059 "Discounted Optimal Stopping for Maxima of some Jump-Diffusion Processes" by Pavel V. Gapeev, September 2006.
- 060 "On Maximal Inequalities for some Jump Processes" by Pavel V. Gapeev, September 2006.
- 061 "A Control Approach to Robust Utility Maximization with Logarithmic Utility and Time-Consistent Penalties" by Daniel Hernández-Hernández and Alexander Schied, September 2006.
- 062 "On the Difficulty to Design Arabic E-learning System in Statistics" by Taleb Ahmad, Wolfgang Härdle and Julius Mungo, September 2006.
- 063 "Robust Optimization of Consumption with Random Endowment" by Wiebke Wittmüß, September 2006.
- 064 "Common and Uncommon Sources of Growth in Asia Pacific" by Enzo Weber, September 2006.
- 065 "Forecasting Euro-Area Variables with German Pre-EMU Data" by Ralf Brüggemann, Helmut Lütkepohl and Massimiliano Marcellino, September 2006.
- 066 "Pension Systems and the Allocation of Macroeconomic Risk" by Lans Bovenberg and Harald Uhlig, September 2006.
- 067 "Testing for the Cointegrating Rank of a VAR Process with Level Shift and Trend Break" by Carsten Trenkler, Pentti Saikkonen and Helmut Lütkepohl, September 2006.
- 068 "Integral Options in Models with Jumps" by Pavel V. Gapeev, September 2006.
- 069 "Constrained General Regression in Pseudo-Sobolev Spaces with Application to Option Pricing" by Zdeněk Hlávka and Michal Pešta, September 2006.

SFB 649, Spandauer Straße 1, D-10178 Berlin
<http://sfb649.wiwi.hu-berlin.de>

This research was supported by the Deutsche
 Forschungsgemeinschaft through the SFB 649 "Economic Risk".



- 070 "The Welfare Enhancing Effects of a Selfish Government in the Presence of Uninsurable, Idiosyncratic Risk" by R. Anton Braun and Harald Uhlig, September 2006.
- 071 "Color Harmonization in Car Manufacturing Process" by Anton Andriyashin, Michal Benko, Wolfgang Härdle, Roman Timofeev and Uwe Ziegenhagen, October 2006.
- 072 "Optimal Interest Rate Stabilization in a Basic Sticky-Price Model" by Matthias Paustian and Christian Stoltenberg, October 2006.
- 073 "Real Balance Effects, Timing and Equilibrium Determination" by Christian Stoltenberg, October 2006.
- 074 "Multiple Disorder Problems for Wiener and Compound Poisson Processes With Exponential Jumps" by Pavel V. Gapeev, October 2006.
- 075 "Inhomogeneous Dependency Modelling with Time Varying Copulae" by Enzo Giacomini, Wolfgang K. Härdle, Ekaterina Ignatieva and Vladimir Spokoiny, November 2006.
- 076 "Convenience Yields for CO₂ Emission Allowance Futures Contracts" by Szymon Borak, Wolfgang Härdle, Stefan Trück and Rafal Weron, November 2006.
- 077 "Estimation of Default Probabilities with Support Vector Machines" by Shiyi Chen, Wolfgang Härdle and Rouslan Moro, November 2006.
- 078 "GHICA - Risk Analysis with GH Distributions and Independent Components" by Ying Chen, Wolfgang Härdle and Vladimir Spokoiny, November 2006.
- 079 "Do Individuals Recognize Cascade Behavior of Others? - An Experimental Study -" by Tim Grebe, Julia Schmid and Andreas Stiehler, November 2006.

SFB 649, Spandauer Straße 1, D-10178 Berlin
<http://sfb649.wiwi.hu-berlin.de>

This research was supported by the Deutsche
Forschungsgemeinschaft through the SFB 649 "Economic Risk".

