



EUROPEAN CENTRAL BANK

WORKING PAPER SERIES

NO 690 / OCTOBER 2006

BCE ECB EZB EKT EKP

**OPTIMAL SIMPLE
MONETARY POLICY RULES
AND NON-ATOMISTIC
WAGE SETTERS IN
A NEW-KEYNESIAN
FRAMEWORK**

by Stefano Gnocchi



EUROPEAN CENTRAL BANK



WORKING PAPER SERIES

NO 690 / OCTOBER 2006

OPTIMAL SIMPLE MONETARY POLICY RULES AND NON-ATOMISTIC WAGE SETTERS IN A NEW-KEYNESIAN FRAMEWORK¹

by Stefano Gnocchi²



In 2006 all ECB publications feature a motif taken from the €5 banknote.

This paper can be downloaded without charge from <http://www.ecb.int> or from the Social Science Research Network electronic library at http://ssrn.com/abstract_id=936970

¹ I thank Jordi Galí for excellent supervision. Part of this project has been realized while visiting the Econometric Modelling Division at the European Central Bank. I am indebted with Michele Lenza. I benefitted from conversations with Klaus Adam and Julian Morgan. I also thank seminar participants at the ECB.

² Department of Economics, Universitat Pompeu Fabra, Ramon Trias Fargas, 25, 08005 Barcelona, Spain; e-mail: stefano.gnocchi@upf.edu



© European Central Bank, 2006

Address

Kaiserstrasse 29
60311 Frankfurt am Main, Germany

Postal address

Postfach 16 03 19
60066 Frankfurt am Main, Germany

Telephone

+49 69 1344 0

Internet

<http://www.ecb.int>

Fax

+49 69 1344 6000

Telex

411 144 ecb d

All rights reserved.

Any reproduction, publication and reprint in the form of a different publication, whether printed or produced electronically, in whole or in part, is permitted only with the explicit written authorisation of the ECB or the author(s).

The views expressed in this paper do not necessarily reflect those of the European Central Bank.

The statement of purpose for the ECB Working Paper Series is available from the ECB website, <http://www.ecb.int>.

ISSN 1561-0810 (print)
ISSN 1725-2806 (online)

CONTENTS

Abstract	4
Non-technical summary	5
1 Introduction	6
2 The model	7
2.1 Households	8
2.2 Firms	10
2.3 Unions	12
2.4 The pareto optimum	13
2.5 The sticky price equilibrium	14
2.6 The steady state	15
3 The policy problem	17
3.1 The welfare criterion	17
3.2 Average distortion, inflation stabilization and welfare	19
3.3 The trade-off: an additional dimension	21
4 Optimal simple policy rules	22
5 Conclusion	26
Appendices	27
References	39
Figures and tables	41
European Central Bank Working Paper Series	50

Abstract

The purpose of the paper is to design optimal monetary policy rules in a New-Keynesian model featuring the presence of non-atomistic unions. It is shown that concentrated labor markets call for more aggressive inflation stabilization. This is because the central bank is able to induce wage restraint and to push output towards Pareto efficiency by implementing tougher stabilization policies. Moreover, the welfare cost of deviation from the optimal policy is increasing in wage setting centralization. The analysis is performed in the context of a linear-quadratic approach where the welfare measure is derived resorting to a second order approximation to households' lifetime utility.

JEL Classification: E24, E52

Keywords: Monetary Policy, Unions, Inflation.

NON-TECHNICAL SUMMARY

The paper studies optimal monetary policy in a New-Keynesian model featuring unionized labor markets. The analysis focuses on simple interest rate rules. It is shown that the introduction of large wage setters has non-trivial implications for monetary policy: the policy trade-off is modified depending on the degree of wage-setting centralization and concentrated labor markets call for more aggressive stabilization policies. Moreover, the welfare cost of deviating from the optimal policy increases in the centralization of the wage bargaining process.

It is first studied how the presence of large wage setters affects the transmission channel of monetary policy. Big unions internalize the effects of their wage policy on inflation, anticipating that a rise in the wage produces inflationary pressures and a consequent reduction of labor demand through monetary policy tightening. Tougher inflation stabilization policies punish wage increases with a harsher contraction of aggregate labor demand, giving unions the incentive to restrain real wages. In this context, the central bank can raise long-run employment by implementing more aggressive stabilization policies. Therefore, policy makers have an additional reason to stabilize inflation, other than the usual concerns about relative price dispersion. Strategic interaction creates a transmission mechanism of monetary policy acting via labor supply, rather than aggregate demand. The effectiveness of this channel increases in wage setting centralization, as bigger unions internalize to a greater extent the impact of their wage policy on inflation.

After characterizing how the transmission mechanism is altered, optimal monetary policy analysis is performed. The central bank faces an additional trade-off with respect to the one traditionally considered in the literature. In fact, steady state efficiency can be enhanced only by increasing aggressiveness in stabilizing inflation, or equivalently only by accepting a higher volatility of the output gap. The more is centralized the wage bargaining process, the higher is the marginal gain of stabilizing inflation in terms of steady state efficiency, as the effectiveness of the strategic interaction channel increases in labor market concentration. Consequently, the optimal monetary policy stance is tighter. It turns out that concentrated labor markets call for more aggressive stabilization policies.

Finally, it is computed the cost of deviating from optimal policy. Such a cost is measured as the fraction of consumption that agents are willing to give up to be indifferent between the optimal policy and a given alternative regime. The welfare cost is decomposed in order to disentangle steady state and stabilization effects of policy. The welfare analysis shows that most of the cost can be accounted for by the steady state component. The result confirms the intuition that in the presence of concentrated labor markets it is optimal to tighten monetary policy, in order to exploit strategic interaction so as to increase long-run employment.

1 Introduction

Recent research widely relies on New-Keynesian (NK) models to provide guidelines in the design of optimal monetary policy rules. These models proved to be particularly insightful in dealing with the issue in that they are grounded on a framework allowing for welfare based policy evaluation. In particular, they identify the variables that are relevant for welfare in a way that depends on the microeconomic structure underlying the model economy. This allows to derive a meaningful social welfare function that suggests to policy makers the optimal reaction to distortions.

However, NK literature overlooks potential strategic interaction between policy makers and large wage setters, by assuming atomistic private agents. This question is nevertheless of particular interest in the case of economies characterized by a significant degree of centralization in the wage bargaining process. As Table 1 and 2 show, several OECD countries feature a high degree of labor market concentration. Moreover, the data suggest a considerable variation across countries along this dimension. Therefore, it is interesting to ask whether and how the optimal monetary policy should react to different labor market structures.

The topic has recently attracted the interest of a part of the literature, although the existing studies have not yet exploited the tools developed by the New-Keynesian research program to address the issue. Iversen and Soskice (2000) and Lippi (2002, 2003) among others¹ show that, in the presence of a unionized labor force, the systematic behavior of the central bank has an impact on labor supply decisions and, as a consequence, on the equilibrium level of employment and production. These models are static and deterministic and they do not provide any micro-foundation for inflation costs. Therefore, they cannot deliver welfare based criteria for monetary policy design. It may be a fruitful improvement upon the state of the art to merge the existing studies on non-atomistic wage setters with the NK literature.

Gnocchi (2006) generalizes the basic NK model to allow for a unionized labor force. Large wage setters anticipate that wage pressures will lead to a surge in inflation and to labor demand reductions through monetary policy tightening. Therefore, tougher inflation stabilization policies raise steady state employment by restraining wage demands. Strategic interaction creates an additional channel of transmission of monetary policy that goes through aggregate supply, rather than aggregate demand. Optimal monetary policy in this framework is an open question.

The goal of this paper is to allow for a non trivial policy trade-off in a NK model augmented with unions and to study how such a trade-off is modified depending on the labor market structure, in order to characterize the optimal monetary policy. As a first step the analysis is restricted to the case of simple rules, while the case of the fully optimal policy is left to future research. The

¹See also Cukierman and Lippi (1999) and Coricelli, Cukierman and Dalmazzo (2006). Zanetti (2005) develops a NK model to study the monetary policy implications of unionized labor markets. His model however differs from the one outlined here, since atomistic unions are assumed.

design of the optimal policy rule is performed by using the methodology introduced by Rotemberg and Woodford (1997) and further developed by Benigno and Woodford (2005). The method resorts to a second order approximation to households' lifetime utility as an approximate welfare measure. Because of the long-run non-neutrality of the rule, the welfare measure is decomposed in such a way to disentangle the steady state and the stabilization effects of policy.

The paper shows that the presence of large wage setters creates an additional dimension of the policy trade-off with respect to the one traditionally considered by the literature. This is because in a model with unions, being more aggressive in stabilizing inflation allows to reduce steady state distortion by inducing wage restraint. But, as tougher inflation stabilization policies amplify output gap volatility, the policy maker has to trade-off steady state efficiency against dynamic efficiency. Two are the forces underlying the policy dilemma: wage setting centralization and the volatility of the cost push shock. Highly centralized labor markets are associated to high gains of aggressiveness in terms of average distortion. In fact, larger unions internalize more the impact of their wage policy on inflation, making more effective the strategic interaction channel of monetary policy. On the other hand, the more volatile is the cost push shock, the more costly is price stability in terms of gap fluctuations. This implies a high cost of reducing average distortion.

The two forces interact resolving the policy trade-off and determining the following optimal policy results.

If the volatility of the cost push shock is sufficiently low and the concentration of the labor market is high enough, strict inflation targeting is optimal. A high volatility of the cost push shock induces the policy maker to accept some volatility of inflation. However, optimal aggressiveness increases in labor market concentration. Finally, a decomposition of the approximate welfare measure allows to compute the cost of deviating from the optimal policy and to decompose the total effect in steady state cost and stabilization cost. It is showed that the steady state cost, as a fraction of the total, decreases with the standard deviation of the cost push shock and increases with wage setting centralization.

The paper is organized as follows. Section 2 describes the model economy, Section 3 derives and gives an economic interpretation of the welfare criterion, Section 4 computes the optimal simple interest rate rule. Section 5 concludes.

2 The Model

The model economy consists of a continuum of households and firms and a finite number of unions. Households and firms are modelled as in the baseline NK model with goods prices staggered à la Calvo (1983)². The main differences with respect to the standard framework are in the structure of the labor market. Households indeed delegate wage setting decisions to unions and, for given wage,

²For derivations of the baseline model I refer to Calvo (1983), Clarida, Galí and Gertler (1999), Galí (2003), Walsh (2003) and Woodford (2003)

they are willing to supply whatever quantity of labor is required to clear the markets.

The central bank sets the nominal interest rate, reacting to endogenous variations in inflation according to the following policy rule

$$i_t = \rho + \gamma_\pi \pi_t \quad (1)$$

where i_t is the log of the nominal interest rate factor, ρ is the steady state level of i_t , inflation is defined as $\pi_t = \log P_t - \log P_{t-1}$ and $\gamma_\pi > 1$.

It is assumed that the fiscal policy is responsible for offsetting the static distortions arising because of imperfectly competitive goods markets, while, differently from the baseline model, the inefficiency arising in labor markets is not corrected for. Lump-sum transfers and taxes are available and they are free to adjust in order to balance the government budget constraint at all times.

2.1 Households

The economy is populated by a continuum of infinitely lived households indexed by i on the unit interval $[0,1]$, each of them consumes a continuum of differentiated goods and supplies a differentiated labor type. Households have preferences defined over consumption and hours worked described by the utility function³

$$E_0 \sum_{t=0}^{\infty} \beta^t \left[\log C_{t,i} - \frac{L_{t,i}^{1+\phi}}{1+\phi} \right] \quad (2)$$

where C is aggregate consumption, obtained aggregating in the Dixit-Stiglitz form the quantities consumed of each variety

$$C_{t,i} = \left[\int_0^1 C_{t,i}(f)^{\frac{\theta_p-1}{\theta_p}} df \right]^{\frac{\theta_p}{\theta_p-1}} \quad (3)$$

and the parameter $\theta_p > 1$ is representing the elasticity of substitution among varieties. Defining the aggregate price index⁴ as

$$P_t = \left[\int_0^1 P_t(f)^{1-\theta_p} df \right]^{\frac{1}{1-\theta_p}} \quad (4)$$

optimal allocation of expenditure among varieties implies

$$C_{t,i}^*(f) = \left[\frac{P_t(f)}{P_t} \right]^{-\theta_p} C_{ti} \quad (5)$$

³The analysis is restricted to the case of log utility. In this case not only the model is more tractable, but the policy analysis is particularly intuitive and transparent. An additional appendix, which is available upon request, shows that all results derived here continue to hold in the more general case of a CRRA utility function.

⁴The price index has the property that the minimum cost of a consumption bundle C_t is $P_t C_t$

The budget constraint faced by households in each period is

$$C_{t,i} + \delta_{t,t+1}B_{t,i} \leq B_{t-1,i} + \frac{W_{t,i}}{P_t}L_{t,i} + T_{t,i} + Div_{t,i} \quad (6)$$

$\delta_{t,t+1}$ is the price vector of a state contingent asset paying one unit of consumption in a particular state of nature in period $t+1$, B_t is the vector of the corresponding state contingent claims purchased by the household and B_{t-1} the value of the claims for the current realization of the state of nature. $\frac{W_{t,i}}{P_t}L_{t,i}$ represents real labor income. Finally, each consumer receives a share $Div_{t,i}$ of the aggregate profits and lump-sum government transfers $T_{t,i}$. Households maximize their life-time utility (2) subject to the budget constraint (6) choosing state contingent paths of consumption and assets. Optimal allocation of consumption over time implies the standard Euler equation

$$C_t^{-1} = E_t[\beta(1 + R_t)C_{t+1}^{-1}] = E_t[\beta(1 + I_t)\frac{P_t}{P_{t+1}}C_{t+1}^{-1}] \quad (7)$$

R_t , the risk-free real interest rate, is the rate of return of an asset that pays one unit of consumption in every state of nature at time $t+1$ and the risk-free nominal interest rate, I_t , is the rate of return of an asset that yields one unit of currency in every state of nature at time $t+1$. Integrating (5) across households, total demand of variety f is

$$C_t^*(f) = \left[\frac{P_t(f)}{P_t}\right]^{-\theta_p} C_t; \quad C_t = \int_0^1 C_{t,i} di \quad (8)$$

Let aggregate output Y_t be defined by

$$Y_t = \left[\int_0^1 Y_t(f)^{\frac{\theta_p-1}{\theta_p}} df\right]^{\frac{\theta_p}{\theta_p-1}} \quad (9)$$

then the clearing of all goods markets

$$Y_{t,f} = C_{t,f} \quad (10)$$

implies

$$Y_t = C_t \quad (11)$$

Combining the Euler equation with the monetary policy rule, after imposing (11), yields

$$Y_t = \Pi_t^{-\gamma\pi} \left[E_t \left\{ \Pi_{t+1}^{-1} Y_{t+1}^{-1} \right\}\right]^{-1} \quad (12)$$

where Π_t is the gross inflation rate, defined as

$$\Pi_t \equiv \frac{P_t}{P_{t-1}} \quad (13)$$

Equation (12) fully describes the aggregate demand block of the model: it relates aggregate output demand to inflation, conditionally on expectations about future variables. Note that the reaction of output to inflation depends on central bank's aggressiveness in stabilizing inflation.

2.2 Firms

Consider a continuum of monopolistically competitive firms, indexed by f on the interval $[0, 1]$, each producing a differentiated good using a continuum of labor types according to the following constant return to scale technology

$$Y_t(f) = A_t L_{t,f} \quad (14)$$

Productivity (TFP), denoted by A_t , follows an autoregressive process represented by

$$\log A_{t+1} = \rho_a \log A_t + \varepsilon_{t+1,a} \quad (15)$$

where ε_t is white noise with standard deviation $\sigma_{\varepsilon,a}$. The effective labor input is obtained aggregating in the Dixit-Stiglitz form the quantities hired of each differentiated labor type

$$L_{t,f} = \left[\int_0^1 L_{t,f}(i)^{\frac{\theta_w-1}{\theta_w}} di \right]^{\frac{\theta_w}{\theta_w-1}}$$

The parameter $\theta_w > 1$ is representing the elasticity of substitution among labor types. Firms do not have market power in the labor market, then they take wages as given. Defining the aggregate wage⁵ as

$$W_t = \left[\int_0^1 W_t(i)^{1-\theta_w} di \right]^{\frac{1}{1-\theta_w}} \quad (16)$$

cost minimization implies

$$L_{t,f}^*(i) = \left[\frac{W_t(i)}{W_t} \right]^{-\theta_w} L_{t,f} \quad (17)$$

Firms set the price in order to maximize profits, subject to the constraint that demand must be satisfied at the posted price, according to equation (8). Prices are set in staggered contracts with random duration as in Calvo (1983): in any period each firm faces a constant probability $1 - \alpha$ to reoptimize and charge a new price. A subsidy is used by the fiscal authority to undo the steady state distortion induced by firms' market power in the goods markets. The definition of the price index and profit maximization imply

$$\left[\frac{1 - \alpha \Pi_t^{\theta_p-1}}{1 - \alpha} \right]^{\frac{1}{1-\theta_p}} = \frac{E_t \sum_{j=0}^{\infty} (\alpha\beta)^j MC_{t+j} \Pi_{t,t+j}^{\theta_p}}{E_t \sum_{j=0}^{\infty} (\alpha\beta)^j \Pi_{t,t+j}^{\theta_p-1}} \quad (18)$$

where $\Pi_{t,t+j} \equiv \frac{P_{t+j}}{P_t}$ and the real marginal cost is identical across firms and equal to

$$MC_t = \frac{W_t}{P_t A_t} \quad (19)$$

⁵As for the price index, aggregate wage has the property that the minimum cost of a unit of composite labor input L_t is $W_t L_t$

Integrating (17) across firms yields total demand of labor faced by household i

$$L_t^*(i) = \left[\frac{W_t(i)}{W_t} \right]^{-\theta_w} L_t; \quad L_t = \int_0^1 L_{t,f} df \quad (20)$$

It is convenient to rewrite (18) in the form

$$\frac{1 - \alpha \Pi_t^{\theta_p - 1}}{1 - \alpha} = \left(\frac{K_t}{F_t} \right)^{1 - \theta_p} \quad (21)$$

defining K and F

$$K_t \equiv E_t \sum_{j=0}^{\infty} (\alpha\beta)^j MC_{t+j} \Pi_{t,t+j}^{\theta_p} \quad (22)$$

$$F_t \equiv E_t \sum_{j=0}^{\infty} (\alpha\beta)^j \Pi_{t,t+j}^{\theta_p - 1} \quad (23)$$

Note that (22) and (23) can be expressed recursively as

$$K_t = MC_t + \alpha\beta E_t \left\{ (\Pi_{t+1})^{\theta_p} K_{t+1} \right\} \quad (24)$$

$$F_t = 1 + \alpha\beta E_t \left\{ (\Pi_{t+1})^{\theta_p - 1} F_{t+1} \right\} \quad (25)$$

Equation (21) fully describes the aggregate supply block of the model: it relates aggregate output supply to inflation, conditionally on expectations about future variables.

Finally, it can be easily shown that the aggregate production function is given by

$$Y_t \Delta_t = A_t L_t \quad (26)$$

where Δ_t ⁶ is defined as

$$\Delta_t = \int_0^1 \frac{Y_t(f)}{Y_t} df \quad (27)$$

and represents a measure of relative price dispersion, evolving according to the law

$$\Delta_t = (1 - \alpha) \left(\frac{1 - \alpha \Pi_t^{\theta_p - 1}}{1 - \alpha} \right)^{\frac{\theta_p}{\theta_p - 1}} + \alpha \Pi_t^{\theta_p} \Delta_{t-1} \quad (28)$$

⁶It can be proved that $\log(\Delta)$ is a function of the cross sectional variance of relative prices and it is of second order.



2.3 Unions

The economy is populated by a finite number of unions indexed by j , where $j \in \{1, \dots, n\}$, $n \geq 2$. All workers are unionized and they split equally among unions so that each union has mass n^{-1} . The mass can be interpreted as the degree of wage setting centralization (CWS) as well as unions' ability to internalize the consequences of their actions. As a matter of fact, the higher is the number of unions the lower is their mass and then the lower the impact of union's j wage policy on aggregate variables.

It is assumed that wages are fully flexible and any possibility of pre-commitment to future wage policies is ruled out. Each union j sets the real wage on behalf of her members to maximize their lifetime utility function (2) subject to the budget constraint⁷ (6) and labor demand (20) for all members $i \in j$. Unions set wages simultaneously and each of them takes other unions' real wages as given.

The assumption that wage setters have positive mass is key for the outcome of the model. Since unions are non-atomistic, they internalize the impact of their wage policy on the aggregate wage. Then they also realize that an increase in union's j wage creates inflationary pressures via the price setting rule of firms, inducing the central bank to contract aggregate demand, and then aggregate labor demand. Formally, the aggregate wage index (16), aggregate demand (12), the production function (26) and the short run aggregate supply (21) are internalized on top of the budget constraint (6) and labor demand (20). It follows that aggregate labor demand is a function of $\frac{W_{j,t}}{P_t}$ through the monetary policy rule. The elasticity of aggregate labor demand to changes in the wage is⁸

$$\Sigma_L = \gamma_\pi \frac{(1 - \alpha)(1 - \alpha\beta)}{\alpha} \quad (29)$$

implying the following elasticity of labor demand perceived by the j -th union for each of her members

$$\eta = \theta_w \left(1 - \frac{1}{n}\right) + \frac{1}{n} \Sigma_L \quad (30)$$

This is a weighted average of the elasticity of substitution among labor types and the elasticity of aggregate labor demand, which is in turn an increasing function of γ_π . This is because the more is restrictive the policy stance, the harsher will be the contraction of aggregate demand as a reaction to inflation variability, with the consequence of making labor demand more sensitive to a variation in the wage. The effect is increasing in the mass of the union as larger unions

⁷Fiscal policy and dividends are taken as given, as it is usually assumed in the literature. See Lippi (2002, 2003)

⁸For the derivation of Σ_L see Appendix B. Note that Σ_L is not constant over time. However, you can show that, for empirically relevant values of the parameters and for the calibrations considered below, elasticity fluctuations do not generate quantitatively significant variation out of the steady state at a second-order accuracy. To this purpose the model has been approximated to second order and simulated using the method developed by Schmitt-Grohé and Uribe (2004). Then it is assumed in the rest of the paper that elasticity is constantly equal to its steady state value. This is inconsequential also for the results obtained in the welfare analysis.

internalize more the impact of their wage policy on aggregate variables. Note that price stickiness enters negatively through the elasticity of aggregate labor demand. Indeed, when price stickiness raises, the fraction of firms re-optimizing in each period is lower. Therefore, also the impact of a change in the real wage on inflation, and then on aggregate output through central bank's reaction, has to be lower.

The solution to unions' problem implies the following relation

$$\frac{W_t}{P_t} = \frac{\eta}{\eta - 1} L_t^\phi C_t \quad (31)$$

Index j has been dropped because of symmetry. The first order condition for unions has the same form as in the standard case with atomistic wage setters. The real wage in fact is set at a mark-up over the marginal rate of substitution. However, the mark-up depends not only on the elasticity of substitution among labor types, but also on the number of unions and on central bank's aggressiveness in stabilizing inflation. Tough inflation stabilization policies discourage wage pressures by punishing a wage increase with a contraction of aggregate demand. Note finally that unions have been modelled in such a way that the case of non-atomistic wage setters nests the two limiting cases of monopolistically competitive and perfectly competitive labor markets. When the number of unions tends to infinity, the wage mark-up becomes $\frac{\theta_w}{\theta_w - 1}$. Alternatively, if the elasticity of substitution between labor types tends to infinity, the wage collapses to the competitive level.

An unpleasant feature of the baseline NK model with nominal price rigidity is the lack of a non-trivial policy trade-off, which is perceived to be as an empirically relevant problem by any central banker: it is needed to create a tension between inflation and output gap stabilization. Therefore, it is assumed from now on that the wage mark-up is fluctuating exogenously around its mean value⁹. The first order condition is modified accordingly to include a random shock

$$\frac{W_t}{P_t} = \exp\{\mu_t^w\} \frac{\eta}{\eta - 1} L_t^\phi C_t \quad (32)$$

μ_t^w follows an autoregressive process represented by

$$\mu_{t+1}^w = \rho_u \mu_t^w + \varepsilon_{t+1,u} \quad (33)$$

where $\varepsilon_{t,u}$ is white noise with standard deviation denoted by $\sigma_{\varepsilon,u}$.

2.4 The Pareto Optimum

For the subsequent analysis it is useful to derive the Pareto efficient level of output, consumption and labor. Pareto efficiency requires that the marginal

⁹This can be seen as a shortcut to include other forms of nominal rigidities, such as wage stickiness. See also Clarida et al. (1999), Galí (2003) and Woodford (2003)

rate of substitution between consumption and leisure equalizes the corresponding marginal rate of transformation

$$A_t = L_t^\phi C_t \quad (34)$$

The goods market clearing condition (11) and the production function (26), can be used to get the Pareto efficient values of output

$$Y_t^* = A_t \quad (35)$$

and employment

$$L_t^* = 1 \quad (36)$$

Hence, at the non-stochastic steady state

$$Y^* = C^* = L^* = 1$$

2.5 The Sticky Price Equilibrium

It is convenient to rewrite allocations in a compact form. Let $x_t = (Y_t, \Pi_t, \Delta_t)$ and $X_t = (F_t, K_t)$. Given Δ_{-1} , exogenous stochastic processes A_t and μ_t^w and given a value for the policy parameter γ_π , the rational expectation equilibrium for the sticky price economy is a process $\{x_t, X_t\}_{t=0}^\infty$ that satisfies the following system of equations

$$Y_t^{-1} = \Pi_t^{\gamma_\pi} E_t \{ \Pi_{t+1}^{-1} Y_{t+1}^{-1} \}$$

$$\frac{1 - \alpha \Pi_t^{\theta_p - 1}}{1 - \alpha} = \left(\frac{K_t}{F_t} \right)^{1 - \theta_p}$$

$$K_t = \frac{\eta}{\eta - 1} \exp\{\mu_t^w\} \left(\frac{Y_t}{A_t} \right)^{1 + \phi} \Delta_t^\phi + \alpha \beta E_t \{ (\Pi_{t+1})^{\theta_p} K_{t+1} \}$$

$$F_t = 1 + \alpha \beta E_t \{ (\Pi_{t+1})^{\theta_p - 1} F_{t+1} \}$$

$$\Delta_t = (1 - \alpha) \left(\frac{1 - \alpha \Pi_t^{\theta_p - 1}}{1 - \alpha} \right)^{\frac{\theta_p}{\theta_p - 1}} + \alpha \Pi_t^{\theta_p} \Delta_{t-1}$$

$$\eta = \theta_w \left(1 - \frac{1}{n} \right) + \frac{1}{n} \gamma_\pi \frac{(1 - \alpha)(1 - \alpha \beta)}{\alpha}$$

which can be easily obtained using equations (11), (12), (19), (21), (24), (25), (26), (28), (30) and (32).

2.6 The Steady State

The non-stochastic steady state of the model is derived setting the shocks to their mean value. It is straightforward to prove that the steady state level of the gross inflation rate and price dispersion are equal to one, using aggregate demand and the law of motion for price dispersion. Moreover, from the short run aggregate supply and the definition of the auxiliary variables K_t and F_t , we can obtain the steady state value of output, employment and consumption

$$Y = L = C = \left[1 - \frac{1}{\eta}\right]^{\frac{1}{1+\phi}} \quad (37)$$

Some conclusions can be drawn looking at the steady state level of employment (37).

First, recall from (36) that the efficient level of employment is $L_t^* = 1$. Hence, the steady state is not Pareto efficient: imperfect substitutability of labor types and the presence of unions drive a wedge between the marginal productivity of labor and the marginal rate of substitution, determining a suboptimal employment equilibrium level. As market power on the goods markets is offset by fiscal policy, the steady state distortion is coming exclusively from the labor market side.

Second, the steady state is not independent of the monetary policy rule. This is because the central bank is able to induce wage restraint by implementing tougher stabilization policies. Then the steady state level of employment, output and consumption are increasing functions of the coefficient entering the Taylor rule. It turns out that the strategic behavior of unions creates a new channel of transmission of monetary policy. The outcome of the model does not challenge the conventional neutrality result: a transitory shock to the nominal interest rate dies off in the long-run and leaves the steady state unaffected. However, the way in which the central bank systematically behaves has an impact on real economic activity.

Moreover, the labor market structure interacts with monetary policy in determining the long-run equilibrium values of the real variables. In fact, the way in which a change in the degree of wage setting centralization affects equilibrium depends on the monetary policy stance: a less unionized labor market enhances welfare, provided that monetary policy is not too aggressive in stabilizing inflation. To prove it, it is sufficient to look at the elasticity of labor demand (30). As it is a weighted average between θ_w and Σ_L , where the weights are respectively $1 - 1/n$ and $1/n$, η increases in n if and only if $\theta_w > \Sigma_L$. This is equivalent to say that η increases in n if and only if

$$\gamma_\pi \leq \bar{\gamma}_\pi \quad (38)$$

where

$$\bar{\gamma}_\pi \equiv \theta_w \frac{\alpha}{(1-\alpha)(1-\alpha\beta)} \quad (39)$$

As the steady state is in turn increasing in η , a decentralization of wage setting raises long-run employment only when (38) is satisfied. This result is quite intuitive. The presence of unions has two opposite effects: on one hand the higher market power tends to depress employment; on the other, the strategic interaction channel of monetary policy tends to increase employment restraining real wage demands. The second effect decreases with the number of unions. When the central bank is aggressive, the wage restraint induced by monetary policy is very important and it may be excessively costly to reduce the degree of wage setting centralization. When (38) is satisfied, the argument is reversed and the lower is the mass of the unions, the higher is welfare. For a sensible calibration of parameters, the threshold value of γ_π is much higher than the one empirically observed¹⁰. Then, for empirically plausible values of parameters, a decentralization in the wage bargaining process is welfare enhancing. This seems to be in contrast with a part of the literature, pointing towards a hump-shaped relation between centralization of wage setting and employment. However, this is because the model is well defined only for $n \geq 2$. A single encompassing union would act as a planner and would behave so as to attain Pareto efficiency, independently of monetary policy. Then, if the case $n = 1$ is included, the model produces a hump-shaped relation between wage setting centralization and employment. Moreover, with a single union, the strategic interaction channel of monetary policy would not be active, as in the case of atomistic wage setters. This is consistent with the literature and with the empirical evidence, suggesting that the central bank interacts strategically with large wage setters only at intermediate levels of labor market concentration.

Finally, in the case of $\gamma_\pi \rightarrow \infty$, steady state efficiency is restored

$$\lim_{\gamma_\pi \rightarrow \infty} L = \lim_{\gamma_\pi \rightarrow \infty} \left[1 - \frac{1}{\eta} \right]^{\frac{1}{1+\phi}} = 1 \quad (40)$$

This case is known in the literature as strict inflation targeting. When the coefficient entering the Taylor rule tends to infinity, inflation is on target not only on average, but also period by period. Since the target inflation rate implied by the specified Taylor rule is zero, strict inflation targeting allows the central bank to achieve price stability, also outside the steady state. The model predicts that strict inflation targeting implements Pareto efficiency in the long-run through the non-neutrality of the policy rule. This creates an additional reason to penalize inflation variability other than the usual concern about relative price distortion.

Before introducing the policy problem, it is convenient to define a measure of average distortion. A reasonable candidate is the wedge between marginal productivity and the marginal rate of substitution. While the efficient steady state implies the following marginal rate of substitution

$$mrs^* = (L^*)^\phi C = 1$$

¹⁰For the calibration considered below and displayed in Table 3 the threshold value is equal to 128.1553

at the actual steady state

$$mrs = L^\phi C = 1 - \eta^{-1}$$

so that $\Phi \equiv \eta^{-1}$ can be defined as a measure of steady state inefficiency.

3 The Policy Problem

The previous section analyzes the behavior of private agents and unions when the central bank credibly commits to a monetary policy rule. The policy problem faced by the central bank can then be described as the choice of the coefficients entering the rule, taking into account the reaction of the agents to the policy commitment.

I wish to find the optimal monetary policy rule within a class of simple and implementable rules of the kind described by equation (1). A rule is said to be implementable if it brings about a locally unique rational expectation equilibrium in a neighborhood of the non-stochastic steady state, under the assumption of sufficiently tightly bounded exogenous processes. An implementable rule is optimal, within the particular family of policies taken into consideration, if it yields the highest value for a suitably defined welfare criterion.

The definition of such a criterion and the analysis of its implications for the monetary policy problem are the objects of the section. The issue is addressed using the linear-quadratic approach introduced by Rotemberg and Woodford (1997) and further developed by Benigno and Woodford (2005). Because of the long-run non-neutrality of the rule, the welfare measure is decomposed in such a way to disentangle the steady state and the stabilization effects of policy.

Optimality is judged from a timeless perspective. For a policy to be optimal in this sense, it is sufficient to limit central bank's ability to exploit the expectations already in place at the time the commitment is chosen.

3.1 The Welfare Criterion

The conditional expectation of lifetime utility as of time zero is

$$U_0 = E_0 \sum_{t=0}^{\infty} \beta^t \left[\log C_t - \frac{L_t^{1+\phi}}{1+\phi} \right] \quad (41)$$

It might seem natural to define the optimal policy rule at time zero as the one that maximizes (41) subject to the constraints imposed by the behavior of the private sector. However, the use of (41) leads to a time inconsistent selection of the rule. This is because the optimal choice correctly takes into account the effects of policy on future expectations, but not on the expectations formed prior to time zero. Past expectations about current outcomes are in fact given at the time of policy selection. As a consequence, should the policy be reconsidered at a later period, the new commitment would not be a continuation of the original plan: the policy maker has the incentive to fool the agents whenever she has

the possibility of revising her commitments. To overcome the time inconsistency problem, I closely follow Benigno and Woodford (2005) who propose to penalize the rules exploiting the expectations already in place at the time the commitment is chosen. According to their method the welfare criterion can be defined in three steps. The intuition of the procedure is described below while I refer to the appendix for the technical details.

First, one needs to characterize the unconstrained timelessly optimal policy. The term unconstrained here refers to the fact that the optimal policy does not necessarily need to be implemented by a simple policy rule of the kind described by equation (1). Note also that, differently from the case studied by Benigno and Woodford (2005), average distortion is controlled by the monetary authority.

Second, it is computed the gain of fooling the agents, that is the value of choosing a policy that does not validate past expectations about current equilibrium outcomes. This is equivalent to compute the gain of deviating from the timelessly optimal plan.

Finally, the welfare criterion is constructed by subtracting from U_0 the gain of fooling the agents, $\Psi(\mu^{w,0})$, associated to the policy under scrutiny

$$\hat{U}_0 = U_0 - \Psi(\mu^{w,0})$$

Since $\Psi(\mu^{w,0})$ is a function of the whole history of cost push disturbances up to time zero, it is computed the unconditional expected value of the modified welfare criterion, integrating over all possible histories of shocks. A second order approximation to \hat{U}_0 yields the purely quadratic approximate welfare measure

$$\begin{aligned} \hat{W}_0 = & \frac{\bar{U}(\Phi)}{1-\beta} - \frac{1}{2} \frac{\Phi(1-\Phi)}{1+\phi} E \sum_{t=0}^{\infty} \beta^t (\mu_t^w)^2 + \\ & - \frac{1}{2} \frac{\theta_p}{\lambda} E \sum_{t=0}^{\infty} \beta^t \left[\pi_t^2 + (1+\phi) \frac{\lambda}{\theta_p} \hat{x}_t^2 \right] - E\Psi(\mu^{w,0}) \end{aligned} \quad (42)$$

where $\lambda = \frac{(1-\alpha)(1-\alpha\beta)}{\alpha}$ and \bar{U} is the steady state level of utility. All variables are expressed in log deviations from the non-stochastic steady state and the welfare relevant output gap

$$\hat{x}_t \equiv \hat{y}_t - \hat{y}_t^*$$

is defined as the output deviation from a properly defined target

$$\hat{y}_t^* \equiv a_t - \frac{\Phi}{1+\phi} \mu_t^w$$

The welfare criterion can be used not only to determine the rule that is optimal within a given class, but also to compute the cost of deviating from the optimized rule. Consider two policy regimes, R (reference) and A (alternative), respectively characterized by the induced allocations ($\{C_t^R, L_t^R\}_{t=0}^{\infty}$) and ($\{C_t^A, L_t^A\}_{t=0}^{\infty}$). Then the associated welfare is

$$U^R = U(\{C_t^R, L^R\}_{t=0}^\infty) \text{ and } U^A = U(\{C_t^A, L^A\}_{t=0}^\infty)$$

Let the cost of regime A be denoted by γ . I measure γ as the fraction of regime R's consumption that households would be willing to give up in order to be as well off as under regime A. Formally it is implicitly defined by

$$U(\{(1 - \gamma)C_t^R, L^R\}_{t=0}^\infty) = U(\{C_t^A, L^A\}_{t=0}^\infty)$$

It can be easily shown that, given the functional form of the utility function

$$\gamma = 1 - \exp\{(1 - \beta)(U^A - U^R)\} \quad (43)$$

3.2 Average Distortion, Inflation Stabilization and Welfare

A well defined approximate welfare measure allows to analyze what are the objectives of a benevolent central bank willing to choose the state-contingent path of the economic variables preferred by the private sector. It turns out that, differently from a standard NK framework, the evaluation of alternative policies cannot disregard possible effects stemming from the policy rule non-neutrality due to the presence of unionized labor markets.

In fact, the welfare function can be decomposed into two parts: a stabilization component measuring the welfare effects of fluctuations around the non-stochastic steady state

$$W_0^{Stab} = -\frac{1}{2} \frac{\theta_p}{\lambda} E \sum_{t=0}^{\infty} \beta^t \left[\pi_t^2 + (1 + \phi) \frac{\lambda}{\theta_p} \hat{x}_t^2 \right] - \Psi(\mu^{w,0}) \quad (44)$$

and a steady state component measuring the welfare effects due to a change in the average distortion of the economy

$$W_0^{StSt} = \frac{\bar{U}(\Phi)}{1 - \beta} - \frac{1}{2} \frac{\Phi(1 - \Phi)}{1 + \phi} E \sum_{t=0}^{\infty} \beta^t (\mu_t^w)^2 \quad (45)$$

The stabilization component provides a rationale for minimizing inflation and output gap deviations from properly defined targets. Inflation fluctuations are penalized in that they create unnecessary variability in the relative price dispersion. The target level of inflation is zero, because only complete price stability would remove any dispersion in relative prices. Fluctuations in the output gap are also costly. This is because price stickiness implies inefficient changes in the average mark-up charged by firms. As in the case of atomistic agents studied by Benigno and Woodford (2005), the output target is a linear combination of the natural and the efficient output

$$\hat{y}_t^* = \Phi \hat{y}_t^n + (1 - \Phi) \hat{y}_t^{FB} \quad (46)$$

where \hat{y}_t^n

$$\hat{y}_t^n \equiv a_t - \frac{1}{1 + \phi} \mu_t^w \quad (47)$$

is the natural output and the efficient output is

$$\hat{y}_t^{FB} = a_t \quad (48)$$

The case of non-atomistic agents exhibits however an interesting additional feature. For the policy rule has permanent real effects, steady state distortion, which is commonly disregarded as independent of policy, cannot be taken as given in a model featuring the presence of large wage setters. In particular, when alternative policy rules are evaluated on welfare theoretical grounds, one cannot abstract from the contribution of the steady state component W_0^{StSt} . Looking at (45), two are the channels through which average distortion affects welfare. The first one is represented by the term

$$\frac{\bar{U}(\Phi)}{1 - \beta}$$

This is the discounted steady state level of utility, which is a decreasing function of Φ . Recall that Φ is the wedge between the marginal rate of substitution and the marginal rate of transformation. As long as Φ is positive, the agents are willing to give up leisure in exchange for consumption at a rate that is on average higher than the one implied by the technological constraints. Hence, they would be better off consuming less leisure and more goods. Tougher stabilization policies induce unions to restrain wages, increasing the steady state level of employment and then enhancing efficiency and welfare. The second component

$$-\frac{1}{2} \frac{\Phi(1 - \Phi)}{1 + \phi} E \sum_{t=0}^{\infty} \beta^t (\mu_t^w)^2$$

isolates the negative effect of inefficient wage mark-up fluctuations. When the steady state is non distorted, this term disappears and wage mark-up fluctuations do not matter per se but only to the extent they create output gap variability. Only when the steady state is distorted, changes in the mark-up directly and negatively affect welfare. The result is quite intuitive: though transitory, inefficient fluctuations add on top of a positive and permanent level of average distortion, then it would be welfare improving to smooth them over the cycle. It can be proved that the steady state component is strictly decreasing in average distortion¹¹.

¹¹There exists a threshold value for the variance of the cost push shock such that, above that threshold, steady state welfare is not monotone decreasing in average distortion. However, for those values the approximation would not be second order accurate, so that the analysis disregards this case.

The analytical expression of the welfare criterion allows to get the intuition of how the policy problem is affected by the strategic interaction channel of monetary policy. Big players in the labor markets internalize the consequences of their actions on aggregate variables. This gives the monetary authority a chance of controlling average distortion that in turn reduces welfare through the two channels described above. As a consequence, the central bank has an additional reason to stabilize inflation other than the usual concern about relative price dispersion: the policy maker has to face an additional dilemma.

3.3 The Trade-Off: an Additional Dimension

Being the welfare criterion purely quadratic, it is sufficient to approximate the structural equations to first order, to obtain an approximation to the optimal policy at a first order accuracy. Hence, the policy problem consists in selecting the inflation coefficient entering the policy rule in order to maximize \hat{W}_0 subject to the following log-linear constraints

$$\hat{x}_t = E_t \hat{x}_{t+1} - (i_t - E_t \pi_{t+1} - r_t^*) \quad (49)$$

$$\pi_t = \beta E_t \pi_{t+1} + \kappa \hat{x}_t + (1 - \Phi) \lambda \mu_t^w \quad (50)$$

where (49) is the IS equation and (50) is the New-Keynesian Phillips curve (NKPC). r_t^* is a composite disturbance defined as follows

$$r_t^* = -(1 - \rho_a) a_t + (1 - \rho_u) \frac{\Phi}{1 + \phi} \mu_t^w + \rho$$

Looking at the policy problem, it is possible to isolate an additional dimension of the trade-off with respect to the one traditionally studied in the literature.

Because of the cost push disturbance, it is not feasible to fully stabilize inflation and output gap simultaneously: it is possible to reduce inflation volatility only at the cost of increasing gap volatility. This is the classical trade-off between inflation and output gap stabilization. In an economy populated by atomistic agents, its solution determines optimal fluctuations and provides a complete description of optimal monetary policy. In a model with unions, however, this is not the end of the story. It may be optimal to deviate from those optimal fluctuations in exchange for less average distortion. But the only way to reduce average distortion is by being more aggressive in stabilizing inflation. Therefore, static efficiency can be enhanced only at the cost of more volatility in the output gap. In other words, static efficiency is costly in terms of dynamic efficiency: this is the additional dilemma faced by the policy maker.

The economic intuition suggests that the key forces underlying the new policy trade-off are the standard deviation of the cost push shock relatively to the TFP shock, as in the baseline NK model, and wage setting centralization. The higher

the relative standard deviation of the cost push shock (RS), the higher the cost of price stability relatively to gap stability. Then, also the cost of reducing average distortion has to be higher in terms of dynamic efficiency. On the other hand, the more the labor market is concentrated, the bigger are unions and then the stronger is the strategic interaction channel of monetary policy. This implies that being tough in stabilizing inflation pays more in terms of average distortion, so that the additional dimension of the trade-off gains importance relatively to the traditional stabilization concerns.

4 Optimal Simple Policy Rules

I turn now to the design of the optimal simple rule which is subsequently used as a benchmark to evaluate the performance of alternative suboptimal rules. The welfare criterion is computed analytically. However, welfare maximization is performed numerically over a grid since first order conditions do not have a closed form solution. Before stating the optimal monetary policy results, it is useful to study the behavior of the welfare function.

It has been established so far that, under a timeless perspective, a benevolent policy maker is choosing the rule in order to maximize

$$\begin{aligned} \hat{W}_0 = & \frac{\bar{U}(\Phi)}{1-\beta} - \frac{1}{2} \frac{\Phi(1-\Phi)}{1+\phi} E \sum_{t=0}^{\infty} \beta^t (\mu_t^w)^2 + \\ & - \frac{1}{2} \frac{\theta_p}{\lambda} E \sum_{t=0}^{\infty} \beta^t \left[\pi_t^2 + (1+\phi) \frac{\lambda}{\theta_p} \hat{x}_t^2 \right] - E\Psi(\mu^{w,0}) \end{aligned}$$

subject to the constraints imposed by private agents' behavior

$$\hat{x}_t = E_t \hat{x}_{t+1} - (i_t - E_t \pi_{t+1} - r_t^*)$$

$$\pi_t = \beta E_t \pi_{t+1} + \kappa \hat{x}_t + (1-\Phi) \lambda \mu_t^w$$

Using the IS equation, the Phillips curve and the policy rule the equilibrium dynamics can be represented by a system of stochastic difference equations

$$\begin{bmatrix} \hat{x}_t \\ \pi_t \end{bmatrix} = A E_t \begin{bmatrix} \hat{x}_{t+1} \\ \pi_{t+1} \end{bmatrix} + B(r_t^* - \rho) + C \lambda (1-\Phi) \mu_t^w \quad (51)$$

where

$$\Omega = \frac{1}{1 + \kappa \gamma_\pi}$$

$$A = \Omega \begin{bmatrix} 1 & 1 - \beta \gamma_\pi \\ \kappa & \kappa + \beta \end{bmatrix}$$

$$B = \Omega \begin{bmatrix} 1 \\ \kappa \end{bmatrix}$$

$$C = \Omega \begin{bmatrix} -\gamma\pi \\ 1 \end{bmatrix}$$

The system has a unique solution and the state-contingent evolution of inflation and output gap is

$$\pi_t = f_{\pi,a}a_t + f_{\pi,u}\mu_t^w \quad (52)$$

$$\hat{x}_t = f_{x,a}a_t + f_{x,u}\mu_t^w \quad (53)$$

where $f_{\pi,a}$, $f_{\pi,u}$, $f_{x,a}$ and $f_{x,u}$ are a function of structural parameters and of the coefficients entering the policy rule. The solution of inflation and output gap are used in the welfare criterion to solve for expectations. Finally, (42) can be related to the monetary policy stance.

$$\begin{aligned} E\hat{W}_0 = & \frac{\bar{U}(\Phi)}{1-\beta} - \frac{1}{2} \frac{\Phi(1-\Phi)}{1+\phi} \frac{\sigma_u^2}{1-\beta} - \frac{1}{2} \frac{\sigma_a^2}{1-\beta} \frac{\theta_p}{\lambda} (f_{\pi,a}^2 + \tilde{\lambda}f_{x,a}^2) + \\ & - \frac{1}{2} \frac{\sigma_u^2}{1-\beta} \frac{\theta_p}{\lambda} (f_{\pi,u}^2 + \tilde{\lambda}f_{x,u}^2) + f_{\pi,u}\lambda\Gamma \end{aligned} \quad (54)$$

Appendix D and E show how to recover coefficients $f_{\pi,a}$, $f_{\pi,u}$, $f_{x,a}$ and $f_{x,u}$ and function (54). Γ and $\tilde{\lambda}$ are convolutions of parameters defined in the Appendix.

Before computing the optimal monetary policy, it is instructive to look at the shape of the welfare criterion and to study how it changes when CWS and RS vary. In order to plot the welfare function it is considered a range of values for the monetary policy stance, chosen from an equally spaced grid on the interval [1.25,125]. The length of each subinterval is fixed to 0.25. Given the very high value of the upper bound of the grid, a policy setting $\gamma_\pi = 125$ is referred to as strict inflation targeting. Parameters are calibrated as it is reported in Table 3. These values are conventionally used in the NK literature. It has been checked that results are robust to alternative plausible calibrations. Concerning the cost push shock, autocorrelation is set to zero while alternative calibrations of $\sigma_{\varepsilon,u}$ are considered in order to match different values of the relative standard deviation, as it is displayed in Table 4. It is labelled as high, medium or low a cost push shock standard deviation that is respectively twenty, ten or five times TFP standard deviation. These are the three representative cases commented below. Note that in general the values considered for the standard deviation of the cost push shock are quite high. Hence the calibration is relatively conservative in the sense that results are biased against the argument that unionized labor markets matter for optimal monetary policy.

Two are the main results suggested by the numerical analysis.

First, given wage setting centralization and the chosen bounds for aggressiveness in inflation stabilization, you can find a value of the relative standard deviation, RS^* , such that if $RS < RS^*$ strict inflation targeting performs better than any other policy considered within the bounds. If relative standard

deviation is higher, the welfare function has a maximum within the bounds¹². This is because a high relative standard deviation implies high marginal costs of over-stabilizing inflation relatively to marginal gains in terms of average distortion: the stabilization dimension of the trade-off dominates the second one. The intuition is confirmed looking at the graphs.

The left hand panel of Figure 1 displays the welfare criterion for an economy with three unions and low RS . The function is strictly increasing in the inflation coefficient, hence strict inflation targeting is the optimal policy. The right hand panel shows the welfare cost of deviating from the optimized value. To grasp some insight, total welfare is decomposed in steady state and stabilization component in Figures 2 and 3 respectively. In both charts the solid line represents actual welfare while the dotted line is the value that corresponds to the inflation coefficient maximizing total welfare. Looking at Figures 2 and 3, it is immediate to see that in the optimal policy the steady state component is maximized while the stabilization component is not. Hence, given the degree of concentration in the labor markets a low RS resolves the trade-off between stabilization and average distortion in favor of the latter. The opposite is observed in the case of a high RS . Figure 4 again displays total welfare for an economy with three unions. Now the function has a maximum. If the effect of policy is decomposed, as in Figure 5 and 6, it is evident that the stabilization part is maximized while steady state welfare is not. The additional dilemma is dominated by the traditional concerns about stabilization.

Then, it can be inferred that the higher is the relative standard deviation of the cost push shock the less labor market unionization matters in terms of optimal monetary policy.

The second result is that RS^* is increasing with the centralization of wage setting: it is more likely to prefer strict inflation targeting when labor markets are concentrated. The intuition is that high CWS implies high steady state marginal gains from inflation stabilization. Once again it is insightful to have a look at the plots.

Consider the case of three unions and low, high or medium RS as depicted in Figures 1, 4 and 7 respectively. It can be easily seen that $RS^* = \text{MEDIUM}$, i.e. if the relative standard deviation of the cost push shock is higher than or equal to the medium value, then strict inflation targeting is not optimal. However, if you consider the case with two unions as in figures 8 and 9, it is clear that $RS^* = \text{HIGH}$. This means that when the degree of CWS increases it is needed a higher volatility of the cost push shock to rule out strict inflation targeting as the optimal policy.

With a clear intuition of how the welfare criterion is affected by the key forces underlying the policy trade-off, it is straightforward to interpret the optimal monetary policy results.

¹²The apparent discontinuity is induced only by the fact that the welfare function is evaluated numerically over a grid. The most plausible conjecture, however, is that it can always be found a maximum if the upper bound of the grid is sufficiently high. Moreover, the results considered altogether do not suggest any discontinuity: high CWS always calls for higher γ_π and high RS always requires lower γ_π .

Optimal monetary policy is defined by the inflation coefficient entering the Taylor rule that maximizes the welfare criterion over the grid. Table 5 shows the value of γ_π as a function of the degree of centralization of wage setting and of the relative standard deviation of the cost push shock. The main result is that the optimal stance is always increasing in the centralization of the wage bargaining process. Interestingly, if the volatility of the cost push shock is sufficiently low and the concentration of the labor market is high enough, then strict inflation targeting is optimal even in the presence of inefficient fluctuations of output. This is the case of low RS and 2, 3 or 5 unions. On the other hand, for high values of the volatility of the cost push shock, the policy maker accepts some volatility of inflation as in the standard NK model. However, the more the labor market is concentrated, the higher is the optimal aggressiveness.

Then, it can be concluded that the optimal policy is significantly affected by the labor market structure.

Welfare analysis allows to assess more closely the relevance of the changes induced in the policy prescriptions by the presence of a unionized labor force. Tables 6 and 7 display the welfare cost of adopting an ad-hoc Taylor rule with a coefficient $\gamma_\pi = 1.5$ instead of the optimal one. The two extreme cases of high and low RS are considered for an economy characterized by 2, 3 or 15 unions.

If RS is high, welfare costs are almost entirely accounted for by the stabilization component that is however implausibly high (always more than three percentage points). In the case of $N = 2$ the steady state cost is not negligible (0.2473 percentage points of consumption) while it is not significant for $N = 3$ and $N = 15$ (less than a hundredth of a percentage point). On the other hand, if RS is low and the labor market is highly concentrated (as in the case of $N = 2$ or $N = 3$), not only the steady state component is not negligible, it is also the most important part of the welfare cost. Finally, if the wage bargaining process is sufficiently decentralized, as for $N = 15$, the steady state component is again negligible as in the case of high RS .

Hence, welfare analysis suggests that both the total and the steady state cost of deviating from the optimal policy are increasing in the centralization of wage setting. In particular, the steady state cost as a fraction of the total increases with CWS and decreases with the relative standard deviation of the cost push shock.

We can conclude that, unless implausibly high values for the standard deviation of the cost push shock are assumed, it is costly to disregard the labor market structure as a determinant of the optimal monetary policy. This is because the central bank can induce wage restraint and then reduce average distortion through aggressive inflation stabilization. The gains stemming from aggressiveness are greater than the costs associated to a higher variability of the output gap. The fact that that most of the cost is coming from the steady state component is in line with the economic intuition.

5 Conclusion

The paper studies whether and how the labor market structure affects the monetary policy problem in a model with nominal rigidities and non-atomistic unions. In particular, it is computed the optimal simple interest rate rule as a function of the degree of wage setting centralization.

The main finding is that the optimal aggressiveness in stabilizing inflation is increasing in wage setting centralization. Moreover, the relevance of policy prescriptions is assessed resorting to welfare analysis. It turns out that it is significantly costly to disregard possible inefficiencies stemming from high degrees of centralization of the bargaining process.

A Appendix: The Impact of Union's j Wage on The Aggregate Wage Index

Let the real wage be

$$w_t = \frac{W_t}{P_t} \quad (55)$$

hence

$$w_t = \left[\int_0^1 w_t(i)^{1-\theta_w} di \right]^{\frac{1}{1-\theta_w}} \quad (56)$$

Considering that the representative union takes as given the wage of the workers of other unions and that the wage is the same for the workers of union j

$$\begin{aligned} \frac{\partial w_t}{\partial w_{t,j}} &= \frac{\partial}{\partial w_{t,j}} \left[\int_0^1 w_t(i)^{1-\theta_w} di \right]^{\frac{1}{1-\theta_w}} \\ &= \frac{\partial}{\partial w_{t,j}} \left[\int_{i \in j} w_t(i)^{1-\theta_w} di + \int_{i \notin j} w_t(i)^{1-\theta_w} di \right]^{\frac{1}{1-\theta_w}} \\ &= \frac{1}{n} \left[\frac{w_{t,j}}{w_t} \right]^{-\theta_w} = \frac{1}{n} \end{aligned} \quad (57)$$

the result follows immediately from the definition of the real aggregate wage index. The last equality holds because of symmetry at equilibrium. Note that, because of symmetry, it is also true that

$$\frac{\partial w_t}{\partial w_{t,j}} \frac{w_{t,j}}{w_t} = \frac{\partial w_t}{\partial w_{t,j}} = \frac{1}{n} \quad (58)$$

B Appendix: Labor Demand Elasticity

The elasticity of labor demand perceived by the j -th union can be derived in three steps

Step 1: The elasticity of inflation to the aggregate real wage

From equations (21), (24) and (25) the elasticity of inflation to the aggregate real wage is

$$\Sigma_{\Pi,t} \equiv \frac{\partial \log \Pi}{\partial \log w} = \Pi_t^{1-\theta_p} \left(\frac{K_t}{F_t} \right)^{1-\theta_p} \frac{1-\alpha}{\alpha} \frac{MC_t}{K_t} \quad (59)$$

At the zero inflation steady state

$$\Sigma_{\Pi} = \frac{(1-\alpha)(1-\alpha\beta)}{\alpha} \quad (60)$$

Step 2: The elasticity of aggregate labor demand to the aggregate wage index

Aggregate labor demand is a function of aggregate demand faced by firms. The elasticity of aggregate labor to aggregate demand is constant and equal to 1. It follows from aggregate demand (12) and the elasticity of inflation to the aggregate real wage index (59) that

$$\Sigma_{L,t} \equiv -\frac{\partial \log L}{\partial \log w} = -\frac{\partial \log L}{\partial \log \Pi} \Sigma_{\Pi,t} = \gamma_{\pi} \Sigma_{\Pi,t} \quad (61)$$

At the zero inflation steady state

$$\Sigma_L = \gamma_{\pi} \frac{(1-\alpha)(1-\alpha\beta)}{\alpha} \quad (62)$$

Step 3: The elasticity of type j labor demand to union's j real wage

From firms' optimization problem

$$L_t^*(j) = \left[\frac{w_t(j)}{w_t} \right]^{-\theta_w} L_t \quad (63)$$

Equation (63) allows the j -th wage setter to compute the perceived elasticity of its own labor demand with respect to the real wage charged (**differently from the standard case**, aggregate labor is **NOT** taken as given, but it is perceived to be a function of the real wage through the strategic interaction with the central bank as it is showed in steps 1 and 2). Hence,

$$\begin{aligned} \eta_t &\equiv -\frac{\partial \log L_{t,j}}{\partial \log w_{t,j}} \\ &= \theta_w - \frac{1}{n} \theta_w + \frac{1}{n} \Sigma_{L,t} \\ &= \theta_w - \frac{1}{n} \theta_w + \frac{1}{n} \gamma_{\pi} \Pi_t^{1-\theta_p} \frac{1-\alpha \Pi_t^{\theta_p-1}}{1-\alpha} \frac{1-\alpha}{\alpha} \frac{MC_t}{K_t} \end{aligned} \quad (64)$$

θ_w is assumed to be such that labor demand is elastic, that is $\eta > 1$. It is immediate to see from (64) that labor elasticity is not constant over time. This implies that the wage mark-up fluctuates over time. At the zero inflation steady state

$$\eta = \theta_w - \frac{1}{n} \theta_w + \frac{1}{n} \gamma_{\pi} \frac{(1-\alpha)(1-\alpha\beta)}{\alpha} \quad (65)$$

Equations (11), (12), (19), (21), (24), (25), (26), (28), (30), (32), and (64) together with the specification of exogenous processes and an initial value for price dispersion Δ fully characterize the equilibrium dynamics.

C Appendix: Derivation of equation (42)

The welfare criterion (42) is derived using the method proposed by Benigno and Woodford (2005) for the evaluation of suboptimal policy rules. First, it is characterized the timelessly optimal policy, i.e. an optimal policy that validates private sector's expectations at time zero. Then it is computed an approximation to the value of deviating from the timelessly optimal policy. That value is finally subtracted from the second order approximation of households' lifetime utility.

In the case of non-atomistic wage setters the procedure differs with respect to the one treated in Benigno and Woodford (2005) in that average distortion is not independent of policy. However it can be shown that the timelessly optimal problem can be suitably redefined and solved in two steps: the determination of the timelessly optimal allocation as a function of average distortion and then the choice of the average distortion that maximizes households' utility subject to the constraint of implementing a timelessly optimal allocation.

This further complication makes convenient to introduce the notion of timelessly optimal fluctuations (or timelessly optimal stabilization policy). Recall that $x_t = (Y_t, \Pi_t, \Delta_t)$ and $X_t = (F_t, K_t)$.

Definition 1: Let $\{x_t^*(\Phi), X_t^*(\Phi)\}_{t=0}^\infty$ be the solution to the following problem

$$\text{Max } U_0 \text{ s.t.}$$

$$\frac{1 - \alpha \Pi_t^{\theta_p - 1}}{1 - \alpha} = \left(\frac{K_t}{F_t} \right)^{1 - \theta_p} \quad (66)$$

$$K_t = [1 - \Phi]^{-1} \exp\{\mu_t^w\} \left(\frac{Y_t}{A_t} \right)^{1 + \phi} \Delta_t^\phi + \alpha \beta E_t \left\{ (\Pi_{t+1})^{\theta_p} K_{t+1} \right\} \quad (67)$$

$$F_t = 1 + \alpha \beta E_t \left\{ (\Pi_{t+1})^{\theta_p - 1} F_{t+1} \right\} \quad (68)$$

$$\Delta_t = (1 - \alpha) \left(\frac{1 - \alpha \Pi_t^{\theta_p - 1}}{1 - \alpha} \right)^{\frac{\theta_p}{\theta_p - 1}} + \alpha \Pi_t^{\theta_p} \Delta_{t-1} \quad (69)$$

$$X_0 = X_0^* \quad (70)$$

given Δ_{-1} , $\{A_t, \mu_t^w\}_{t=0}^\infty$, X_0^* and a value for average distortion Φ . If X_0^* is chosen in such a way that $\{x_t^*(\Phi), X_t^*(\Phi)\}_{t=0}^\infty$ is a time invariant function of exogenous states¹³, then $\{x_t^*(\Phi), X_t^*(\Phi)\}_{t=0}^\infty$ is defined to be the timelessly optimal stabilization policy.

¹³see Woodford (2003) and Giannoni and Woodford (2002)

Note that the timelessly optimal stabilization policy is **conditional** on Φ , it is in other terms the best response to shocks, given a certain degree of average distortion. In line with the timeless perspective, the initial value of forward looking variables is constrained in the stabilization policy problem. Technically, these constraints allow to make recursive a problem that naturally is not. Economically, imposing those constraints is equivalent to ask the policy maker not to take advantage of expectations already in place at the time of choosing the commitment.

If the central bank were not constrained by a simple rule, she could choose whatever degree of average distortion she liked, Φ^* , and then implement the timelessly optimal stabilization policy consistent with that degree of average distortion by selecting an appropriate policy rule. $\{x_t^*(\Phi^*), X_t^*(\Phi^*), \Phi^*\}_{t=0}^\infty$ would then be a full characterization of the timelessly optimal policy. Formally the follow definition applies.

Definition 2: Let $\{x_t^*, X_t^*, \Phi^*\}_{t=0}^\infty$ be the solution to the following problem

$$\text{Max } U_0 \text{ s.t.}$$

$$\{x_t^*\}_{t=0}^\infty = \{x_t^*(\Phi)\}_{t=0}^\infty$$

$$\{X_t^*\}_{t=0}^\infty = \{X_t^*(\Phi)\}_{t=0}^\infty$$

given Δ_{-1} and $\{A_t, \mu_t^w\}_{t=0}^\infty$. Then $\{x_t^*, X_t^*, \Phi^*\}_{t=0}^\infty$ is defined to be the timelessly optimal policy.

Hence, the timelessly optimal policy problem can be broken in two steps: first the choice of optimal fluctuations compatible with any degree of average distortion and then the choice of average distortion or, equivalently, the choice of the non-stochastic steady state.

Concerning the second step, it is assumed that whenever the bank has the chance to choose monetary policy without restricting to a simple rule, the best average distortion is zero. This amounts to assume that the marginal benefits of reducing average distortion are greater than the marginal costs. It has been checked numerically that this is always the case for all calibrations considered here.

The rest of the section develops as follows: section 1 characterizes and approximates to first order the timelessly optimal stabilization policy; section 2 derives the welfare criterion for the evaluation of simple policy rules.

C.1 Timelessly Optimal Fluctuations

The problem associated to Definition 1 has no closed form solution. However, using a linear-quadratic approach allows to obtain an approximate characterization of the timelessly optimal stabilization policy at a first order accuracy.

Before resorting to local approximation techniques it is shown the existence of a non-stochastic steady state.

The constraints implied by the initial commitments $X_0 = X_0^*$ can be equivalently rewritten as

$$\Pi_0^{\theta_p-1} F_0 = \Pi_0^{*\theta_p-1} F_0^* \quad (71)$$

$$\Pi_0^{\theta_p} K_0 = \Pi_0^{*\theta_p} K_0^* \quad (72)$$

where Π_0^* is the inflation rate consistent with X_0^* according to equation (66). Let $\psi_{1,t}$ through $\psi_{4,t}$ denote the Lagrange multipliers corresponding to constraints (66) through (69) and let $-\alpha\psi_{2,-1}^*$ $-\alpha\psi_{3,-1}^*$ denote the Lagrange multipliers corresponding to constraints (71) and (72). Hence, the problem associated to Definition 1 can be restated using the following Lagrangian function

$$\begin{aligned} \Lambda_t &= E_0 \sum_{t=0}^{\infty} \beta^t \{h(\psi_t, \psi_{t-1}; x_t, x_{t-1}, X_t)\} \\ &- \psi_{2,-1}^* \alpha \left[\Pi_0^{\theta_p-1} F_0 - \Pi_0^{*\theta_p-1} F_0^* \right] \\ &- \psi_{3,-1}^* \alpha \left[\Pi_0^{\theta_p} K_0 - \Pi_0^{*\theta_p} K_0^* \right] \end{aligned}$$

where ψ is the vector of Lagrange multipliers and $h(\cdot)$ is defined as

$$\begin{aligned} h(\psi_t, \psi_{t-1}; x_t, x_{t-1}, X_t) &= u_t + \psi_{1,t} \left[K_t \left(\frac{1 - \alpha \Pi_t^{\theta_p-1}}{1 - \alpha} \right)^{\frac{1}{\theta_p-1}} - F_t \right] \\ &+ \psi_{2,t} \left[F_t - 1 - \alpha \beta (\Pi_{t+1})^{\theta_p-1} F_{t+1} \right] \\ &+ \psi_{3,t} \left[K_t - MC_t - \alpha \beta (\Pi_{t+1})^{\theta_p} K_{t+1} \right] \\ &+ \psi_{4,t} \left[\Delta_t - (1 - \alpha) \left(\frac{1 - \alpha \Pi_t^{\theta_p-1}}{1 - \alpha} \right)^{\frac{\theta_p}{\theta_p-1}} - \alpha \Pi_t^{\theta_p} \Delta_{t-1} \right] \end{aligned}$$

For convenience the following definitions have been used

$$MC_t = [1 - \Phi]^{-1} \exp\{\mu_t^w\} \left(\frac{Y_t}{A_t} \right)^{1+\phi} \Delta_t^\phi$$

$$u_t = \log Y_t - \frac{\left(\frac{Y_t \Delta_t}{A_t} \right)^{1+\phi}}{1 + \phi}$$

The marginal benefit of relaxing constraints (71) and (72) is equal to the value of the corresponding Lagrange multipliers and it can be interpreted as the marginal gain of fooling agents at time zero.

Rearranging terms, the Lagrangian can be rewritten (up to a constant) in the following discounted stationary form so that a time invariant system of first order conditions can be trivially obtained

$$\Lambda_t = E_0 \sum_{t=0}^{\infty} \beta^t g(\psi_t, \psi_{t-1}; x_t, x_{t-1}, X_t) \quad (73)$$

where $g(\cdot)$ is now defined as

$$\begin{aligned} g(\psi_t, \psi_{t-1}; x_t, x_{t-1}, X_t) = & u_t + \psi_{1,t} \left[K_t \left(\frac{1 - \alpha \Pi_t^{\theta_p - 1}}{1 - \alpha} \right)^{\frac{1}{\theta_p - 1}} - F_t \right] \\ & + \psi_{2,t} [F_t - 1] - \alpha \psi_{2,t-1} [(\Pi_t)^{\theta_p - 1} F_t] \\ & + \psi_{3,t} [K_t - MC_t] - \alpha \psi_{3,t-1} [(\Pi_t)^{\theta_p} K_t] \\ & + \psi_{4,t} \left[\Delta_t - (1 - \alpha) \left(\frac{1 - \alpha \Pi_t^{\theta_p - 1}}{1 - \alpha} \right)^{\frac{\theta_p}{\theta_p - 1}} - \alpha \Pi_t^{\theta_p} \Delta_{t-1} \right] \end{aligned}$$

(73) has the same form as the one used by Benigno and Woodford (2005)¹⁴ and it can be immediately seen that their results apply to the case with non-atomistic wage setters. Hence I refer to their paper in stating the following results.

Proposition 1: *The non-stochastic steady state of the problem associated to Definition 1 exists and is such that*

$$K = F = (1 - \alpha\beta)^{-1}$$

$$\Pi = \Delta = 1$$

$$Y = (1 - \Phi)^{\frac{1}{1+\phi}}$$

¹⁴see their Appendix B1

Proposition 2: A second order approximation to lifetime utility (41) yields

$$\frac{\bar{U}}{1-\beta} + E_0 \sum_{t=0}^{\infty} \beta^t \left[\Phi \hat{y}_t - \frac{1}{2} u_{yy} \hat{y}_t^2 - \frac{1}{2} u_{\pi} \hat{\pi}_t^2 + u_{ya} \hat{y}_t a_t - \frac{1}{2} u_{aa} a_t^2 + u_a a_t \right] \quad (74)$$

where \hat{y}_t measures deviations of aggregate output from its steady state level and the coefficients entering equation (74) are

$$\begin{aligned} u_{yy} = u_{ya} = u_{aa} &= (1 - \Phi)(1 + \phi) \\ u_{\pi} &= (1 - \Phi) \frac{\theta_p}{\lambda} \\ u_a &= (1 - \Phi) \\ \lambda &= \frac{(1 - \alpha)(1 - \alpha\beta)}{\alpha} \end{aligned}$$

Note that when the steady state is distorted, a non-zero linear term appears in (74), implying that you cannot evaluate utility to the second order using an approximate solution for output that is accurate to first order only. However, the linear term can be substituted out using a second order approximation to the aggregate supply (66)

Proposition 3: The second order approximation to lifetime utility (74) can be rewritten in the following purely quadratic form

$$\begin{aligned} W_0 &= \frac{\bar{U}(\Phi)}{1-\beta} - \frac{1}{2} \frac{\theta_p}{\lambda} E_0 \sum_{t=0}^{\infty} \beta^t \left[\pi_t^2 + (1 + \phi) \frac{\lambda}{\theta_p} \hat{x}_t^2 \right] + \\ &\quad - \frac{1}{2} \frac{\Phi(1-\Phi)}{1+\phi} E_0 \sum_{t=0}^{\infty} \beta^t (\mu_t^w)^2 + E_0 \sum_{t=0}^{\infty} \beta^t \hat{y}_t^* + T_0 \end{aligned} \quad (75)$$

Proof: A second order approximation to the aggregate supply (66) yields

$$\begin{aligned} V_0 &= \lambda E_0 \sum_{t=0}^{\infty} \beta^t \left[v_y \hat{y}_t + \frac{1}{2} v_{yy} \hat{y}_t^2 + \frac{1}{2} v_{\pi} \hat{\pi}_t^2 - v_{ya} \hat{y}_t a_t + \frac{1}{2} v_{aa} a_t^2 - v_a a_t + \right. \\ &\quad \left. + \mu_t^w + \frac{1}{2} (\mu_t^w)^2 + (1 + \phi) \mu_t^w (\hat{y}_t - a_t) \right] \end{aligned} \quad (76)$$

where

$$\begin{aligned} v_{yy} = v_{ya} = v_{aa} &= (1 + \phi)^2 \\ v_{\pi} &= (1 + \phi) \frac{\theta_p}{\lambda} \end{aligned}$$

$$\begin{aligned}
v_a &= (1 + \phi) \\
v_y &= (1 + \phi) \\
\hat{x}_t &= \hat{y}_t - \hat{y}_t^* \\
\hat{y}_t^* &= a_t - \frac{\Phi}{1 + \phi} \mu_t^w
\end{aligned}$$

Subtracting $\frac{\Phi}{\lambda(1+\phi)}V_0$ from U_0 one can obtain (75) where T_0

$$T_0 = \frac{\Phi}{\lambda(1 + \phi)}V_0$$

is a deterministic component that depends only on the initial commitments on the forward looking variables and that is predetermined at the time of the policy choice.

These results can be used to derive a first order approximation to the timelessly optimal stabilization policy. Within a linear-quadratic framework the problem associated to Definition 1 can be reformulated as follows

$$\begin{aligned}
\text{Min } \frac{1}{2}E_0 \sum_{t=0}^{\infty} \beta^t [\pi_t^2 + \tilde{\lambda}\hat{x}_t^2] \text{ s.t.} \\
\pi_t = \beta E_t \pi_{t+1} + \kappa \hat{x}_t + (1 - \Phi)\lambda \mu_t^w \\
\pi_0 = \pi_0^*
\end{aligned}$$

where

$$\begin{aligned}
\kappa &= \lambda(1 + \phi) \\
\tilde{\lambda} &= \kappa/\theta_p
\end{aligned}$$

Defining φ as the Lagrange multiplier associated to the log-linear version of the aggregate supply, the first order conditions are

$$\begin{aligned}
\pi_t + \varphi_t - \varphi_{t-1} &= 0 \\
\tilde{\lambda}\hat{x}_t - \kappa\varphi_t &= 0
\end{aligned}$$

These conditions can be rearranged in order to have either a targeting rule

$$\pi_t + \frac{\tilde{\lambda}}{\kappa}(\hat{x}_t - \hat{x}_{t-1}) = 0 \quad (77)$$

or an equation describing the evolution of the Lagrange multiplier

$$E_t \varphi_{t+1} - \frac{1}{\beta}(1 + \beta + \frac{\kappa^2}{\tilde{\lambda}})\varphi_t + \frac{1}{\beta}\varphi_{t-1} = \frac{1}{\beta}(1 - \Phi)\lambda \mu_t^w \quad (78)$$

It can be shown that the characteristic equation

$$\mu^2 - \frac{1}{\beta}(1 + \beta + \frac{\kappa^2}{\lambda})\mu + \frac{1}{\beta} = 0$$

has two roots μ_1 and μ_2 such that $0 < \mu_1 < 1 < \mu_2$. Hence, equation (78) has a unique bounded solution and

$$\varphi_t = \mu\varphi_{t-1} - \mu(1 - \Phi)\lambda E_0 \sum_{t=0}^{\infty} (\beta\mu)^t \mu_t^w \quad (79)$$

where $\mu \equiv \mu_1$. If a process for the mark-up shock of the form (33) is assumed, (79) becomes

$$\varphi_t = \mu\varphi_{t-1} - \frac{\mu(1 - \Phi)\lambda}{1 - \beta\rho_u\mu} \mu_t^w \quad (80)$$

The Lagrange multiplier can be solved as a function of the history of wage mark-up shocks

$$\varphi_t = -\frac{\mu(1 - \Phi)\lambda}{1 - \beta\rho_u\mu} \sum_{j=0}^{\infty} \mu^j \mu_{t-j}^w \quad (81)$$

Finally (81), together with the log-linear version of the Phillips curve and the first order conditions, determines inflation and output gap as a function of the history of shocks and average distortion. In the timelessly optimal policy average distortion is zero, hence it follows that

$$\varphi_t^* = -\frac{\mu\lambda}{1 - \beta\rho_u\mu} \sum_{j=t}^{\infty} \mu^j \mu_{t-j}^w \quad (82)$$

(82) can be interpreted as a first order approximation to the marginal value of deviating from the timelessly optimal policy.

C.2 Evaluation of suboptimal rules

Although expected lifetime utility as of time zero has been used in determining the timelessly optimal policy, W_0 cannot serve the purpose of evaluating policy rules. This is because of the time inconsistency issue.

In a timeless perspective, initial commitments guarantee that policy confirms past expectations about current outcomes. However, it may be the case that the optimal initial commitments are not feasible within the class of rules under consideration. In turn the violation of initial commitments may give an advantage to those rules, because of the usual time inconsistency that naturally arises in any Ramsey problem.

Notwithstanding, it is undesirable to prefer rules that are improving the stabilization trade-off by fooling the agents at the time of policy selection. Therefore, Benigno and Woodford (2005) propose to use a welfare criterion that is still based

on expected lifetime utility but that penalizes deviations from the timelessly optimal commitments. In particular the criterion is modified in such a way that if the class is flexible enough to contain the timelessly optimal policy, then the rule implementing the timelessly optimal policy is selected as the best one. Hence the new criterion becomes

$$\hat{U}_0 = U_0 - \psi_{2,-1}^* \alpha \left[\Pi_0^{\theta_p-1} F_0 - \Pi_0^{*\theta_p-1} F_0^* \right] - \psi_{3,-1}^* \alpha \left[\Pi_0^{\theta_p} K_0 - \Pi_0^{*\theta_p} K_0^* \right] \quad (83)$$

Note that any rational expectation equilibrium that is maximizing (83) and is satisfying the timelessly optimal commitments is by definition the timelessly optimal allocation. It is in fact the solution to the problems associated to Definition 1 and Definition 2. In addition the following result holds

Proposition 4: *A second order approximation to the modified welfare criterion (83) can be written in the following purely quadratic form*

$$W_0 - \varphi_{-1}^* (\pi_0 - \pi_0^*) = \frac{\bar{U}(\Phi)}{1-\beta} - \frac{1}{2} \frac{\Phi(1-\Phi)}{1+\phi} E_0 \sum_{t=0}^{\infty} \beta^t (\mu_t^w)^2 + E_0 \sum_{t=0}^{\infty} \beta^t \hat{y}_t^* \quad (84)$$

$$- \frac{1}{2} \frac{\theta_p}{\lambda} E_0 \sum_{t=0}^{\infty} \beta^t \left[\pi_t^2 + (1+\phi) \frac{\lambda}{\theta_p} \hat{x}_t^2 \right] - \varphi_{-1}^* (\pi_0 - \pi_0^*)$$

where φ_{-1}^* is the Lagrange multiplier associated to the timelessly optimal policy problem in its linear-quadratic version and π_0^* is a first order approximation to the timelessly optimal initial commitment

Since the Lagrange multiplier depends on the history of shocks prior to the policy choice, in the spirit of the timeless it is computed the unconditional expectation of (84) integrating over all possible histories of the shocks

$$\begin{aligned} \hat{W}_0 &= E \{ W_0 - \varphi_{-1}^* (\pi_0 - \pi_0^*) \} \\ &= \frac{\bar{U}(\Phi)}{1-\beta} - \frac{1}{2} \frac{\Phi(1-\Phi)}{1+\phi} E \sum_{t=0}^{\infty} \beta^t (\mu_t^w)^2 + \\ &\quad - \frac{1}{2} \frac{\theta_p}{\lambda} E \sum_{t=0}^{\infty} \beta^t \left[\pi_t^2 + (1+\phi) \frac{\lambda}{\theta_p} \hat{x}_t^2 \right] - E \{ \varphi_{-1}^* (\pi_0 - \pi_0^*) \} \end{aligned} \quad (85)$$

Defining $E\Psi(\mu^{w,0})$ as $E \{ \varphi_{-1}^* (\pi_0 - \pi_0^*) \}$, (85) becomes (42).

D Appendix: Derivation of coefficients $f_{\pi,a}$, $f_{\pi,u}$, $f_{x,a}$ and $f_{x,u}$

The system of stochastic difference equation (51) has a unique solution of the form

$$\begin{bmatrix} \hat{x}_t \\ \pi_t \end{bmatrix} = -(1 - \rho_a) [I - \rho_a A]^{-1} B a_t + \\ [I - \rho_u A]^{-1} \left[\frac{(1 - \rho_u) \Phi B}{1 + \phi} + \lambda(1 - \Phi) C \right] \mu_t^w$$

Defining

$$TFP = -(1 - \rho_a) [I - \rho_a A]^{-1} B$$

and

$$CP = [I - \rho_u A]^{-1} \left[\frac{(1 - \rho_u) \Phi B}{1 + \phi} + \lambda(1 - \Phi) C \right]$$

it follows that $f_{\pi,a} = TFP(2,1)$, $f_{x,a} = TFP(1,1)$, $f_{\pi,u} = CP(2,1)$ and $f_{x,u} = CP(1,1)$.

E Appendix: Derivation of equation (54)

Define

$$\sigma_u^2 = \frac{\sigma_{\varepsilon,u}^2}{1 - \rho_u^2}$$

$$\sigma_a^2 = \frac{\sigma_{\varepsilon,a}^2}{1 - \rho_a^2}$$

Using (52) and (53), the third term of (85) becomes

$$E \left\{ \sum_{t=0}^{\infty} \beta^t \left[\pi_t^2 + (1 + \phi) \frac{\lambda}{\theta_p} \hat{x}_t^2 \right] \right\} = \frac{\sigma_a^2}{1 - \beta} (f_{\pi,a}^2 + \tilde{\lambda} f_{x,a}^2) + \frac{\sigma_u^2}{1 - \beta} (f_{\pi,u}^2 + \tilde{\lambda} f_{x,u}^2) \quad (86)$$

From the solution of the Lagrange multiplier (81)

$$E \{ \varphi_{t-1} \mu_t^w \} = - \frac{\mu \lambda \rho_u \sigma_u^2}{(1 - \beta \rho_u \mu)(1 - \rho_u \mu)}$$

Substituting the previous equation and (52) in the fourth term of (85) yields

$$\begin{aligned} E \{ \varphi_{-1}^* (\pi_0 - \pi_0^*) \} &= f_{\pi,u} E \{ \varphi_{-1}^* \pi_0 \} + t.i.p. \\ &= -f_{\pi,u} \frac{\mu \lambda \rho_u \sigma_u^2}{(1 - \beta \rho_u \mu)(1 - \rho_u \mu)} + t.i.p. \\ &= -f_{\pi,u} \lambda \Gamma + t.i.p. \end{aligned} \quad (87)$$

where

$$\Gamma = \frac{\mu\rho_u\sigma_u^2}{(1 - \beta\rho_u\mu)(1 - \rho_u\mu)}$$

Finally, given the stochastic properties of the wage mark-up shock,

$$\frac{1}{2} \frac{\Phi(1 - \Phi)}{1 + \phi} E \sum_{t=0}^{\infty} \beta^t (\mu_t^w)^2 = \frac{1}{2} \frac{\Phi(1 - \Phi)}{1 + \phi} \frac{\sigma_u^2}{1 - \beta} \quad (88)$$

Using (86), (87) and (88) in (85), (54) can be immediately obtained.

References

- Benigno, Pierpaolo and Michael Woodford**, “Inflation Stabilization and Welfare: The Case of a Distorted Steady State,” *Journal of the European Economic Association*, 2005, 3 (4), 1185–1236.
- Calvo, Guillermo**, “Staggered Prices in a Utility Maximizing Framework,” *Journal of Monetary Economics*, 1983, 12 (3), 383–398.
- Clarida, Richard, Jordi Galí, and Mark Gertler**, “The Science of Monetary Policy: A New Keynesian Perspective,” *Journal of Economic Literature*, 1999, 37 (4), 1661–1707.
- Coricelli, Fabrizio, Alex Cukierman, and Alberto Dalmazzo**, “Monetary Institutions, Monopolistic Competition, Unionized Labor Markets and Economic Performance,” *Scandinavian Journal of Economics*, 2006, 108 (1), 39–64.
- Cukierman, Alex and Francesco Lippi**, “Central Bank Independence, Centralization of Wage Bargaining, Inflation and Unemployment: Theory and Some Evidence,” *European Economic Review*, 1999, 43, 1395–1434.
- Galí, Jordi**, “New Perspectives on Monetary Policy, Inflation and The Business Cycle,” *Advances in Economic Theory*, 2003, vol. III, 151–197.
- Giannoni, Marc and Michael Woodford**, “Optimal Interest-Rate Rules: I. General Theory,” *NBER working paper*, 2002, (no.9419).
- Gnocchi, Stefano**, “Non-Atomistic Wage Setters and Monetary Policy in a New-Keyensian Framework,” *Universitat Pompeu Fabra mimeo*, 2006.
- Iversen, Torben and David Soskice**, “The Non-Neutrality of Monetary Policy with Large Price or Wage Setters,” *Quarterly Journal of Economics*, 2000, 115 (1), 265–284.
- Lippi, Francesco**, “Revisiting the Case For a Populist Central Banker,” *European Economic Review*, 2002, pp. 601–612.
- , “Strategic Monetary Policy with Non-Atomistic Wage Setters,” *Review of Economic Studies*, 2003, 70 (4), 909–919.
- Rotemberg, Julio and Michael Woodford**, “An Optimization-Based Econometric Framework for the Evaluation of Monetary Policy,” in B.S. Bernanke and Rotemberg, eds., *NBER Macroeconomic Annual 1997*, MIT Press, 1997, pp. 297–346.
- Schmitt-Grohé, Stephanie and Martin Uribe**, “Solving Dynamic General Equilibrium Models Using a Second-Order Approximation to The Policy Function,” *Journal of Economic Dynamics and Control*, 2004, (28), 755–775.

Walsh, Carl, *Monetary Theory and Policy*, MIT Press, 2003.

Woodford, Michael, *Interest and Prices*, Princeton University Press, 2003.

Zanetti, Francesco, “Non-Walrasian Labor Markets, Business Cycles and Monetary Policy,” *Bank of England*, 2005.

Figure 1: Low RS , 3 Unions

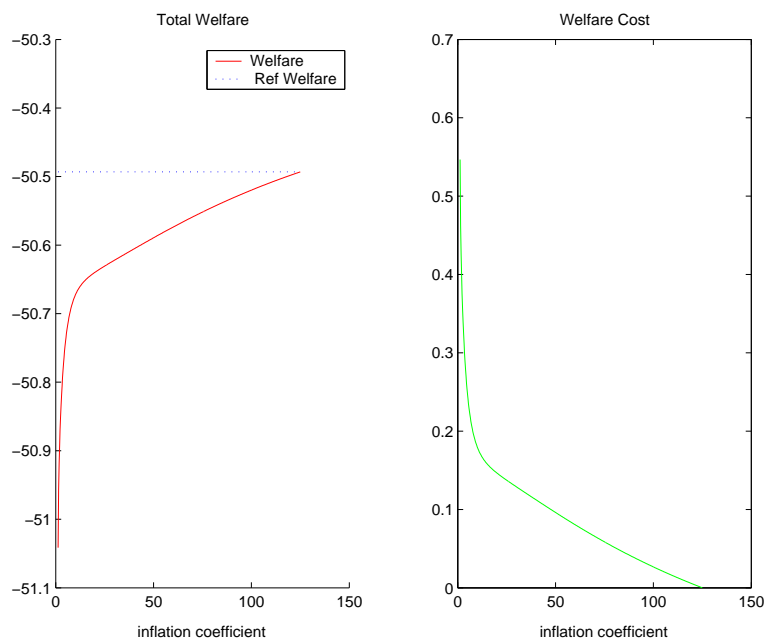


Figure 2: Low RS , 3 Unions

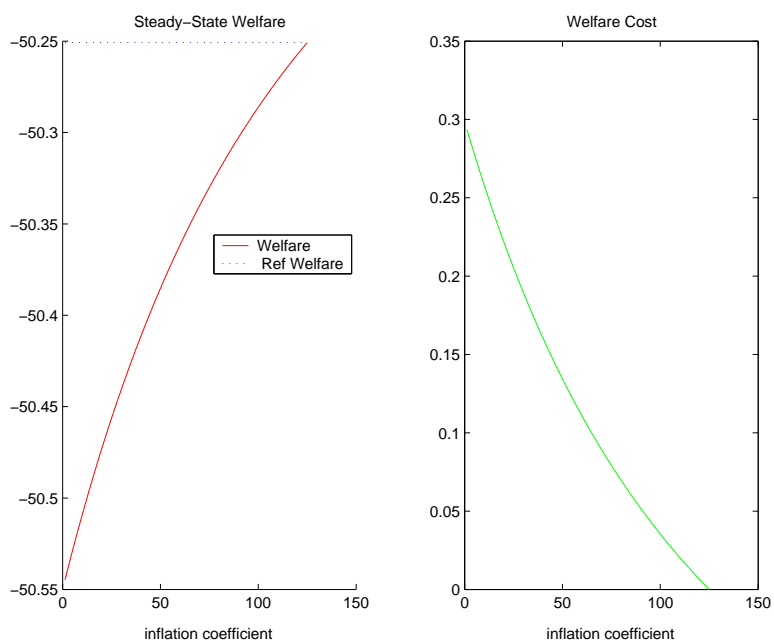


Figure 3: Low RS , 3 Unions

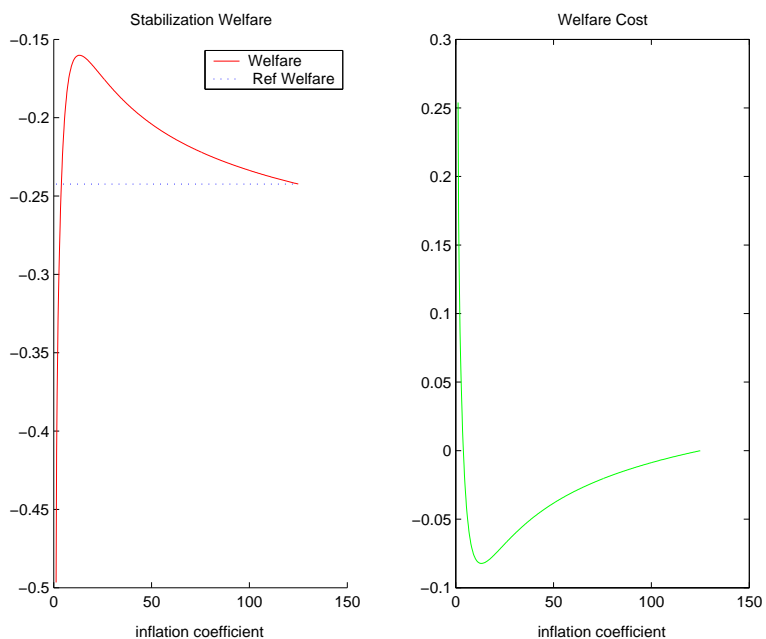


Figure 4: High RS , 3 Unions

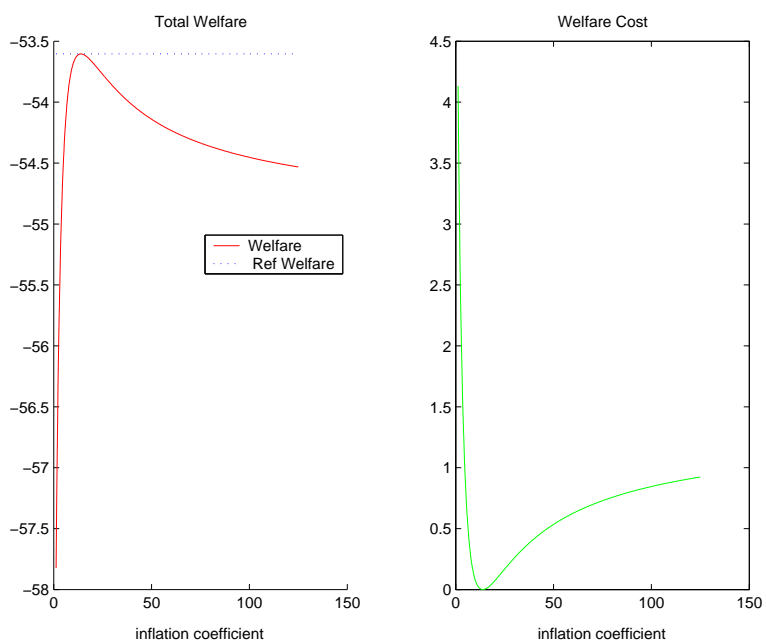


Figure 5: High RS , 3 Unions

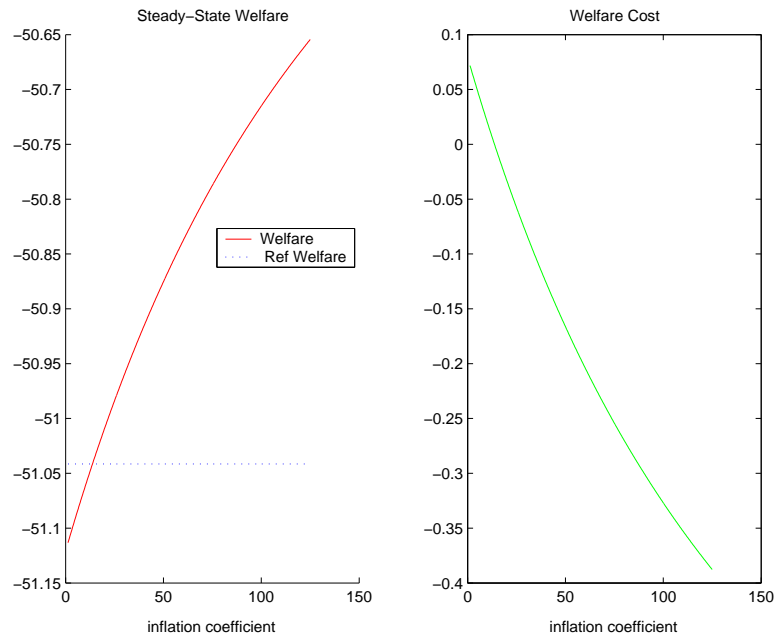


Figure 6: High RS , 3 Unions

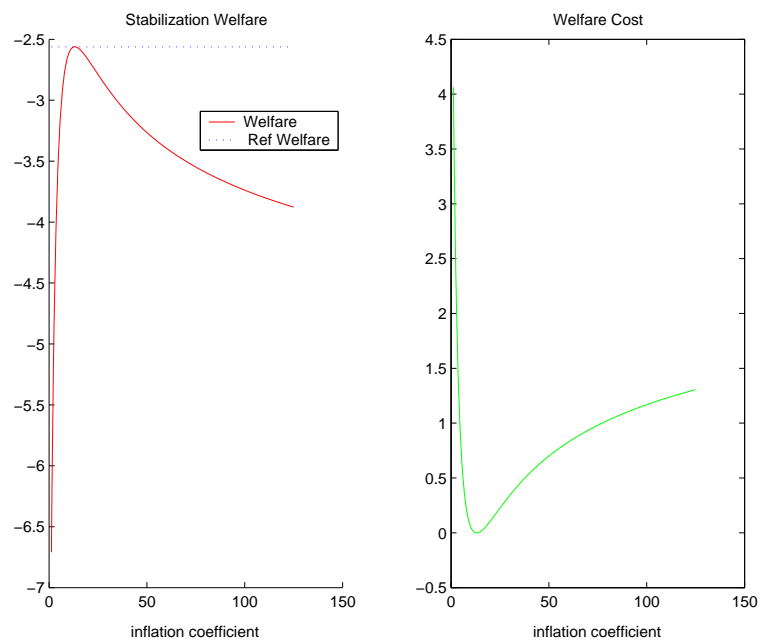


Figure 7: Medium RS , 3 Unions

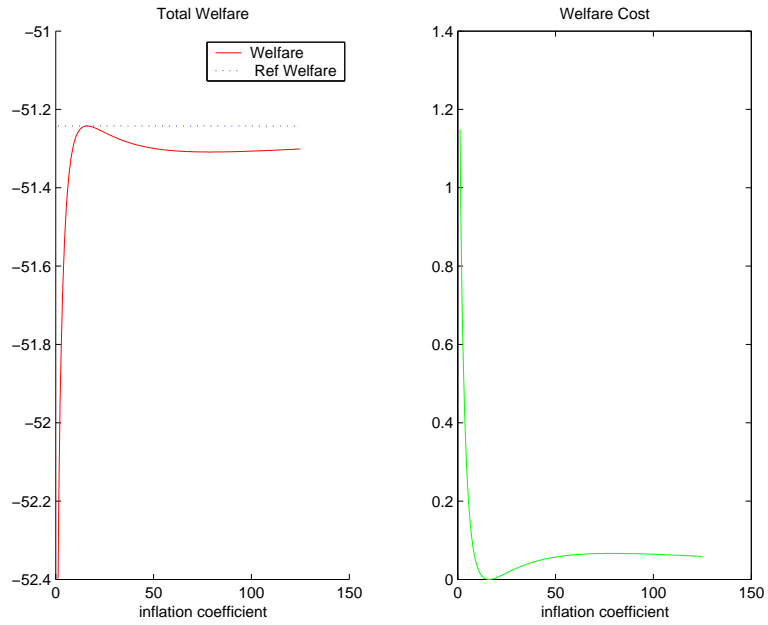


Figure 8: Medium RS , 2 Unions

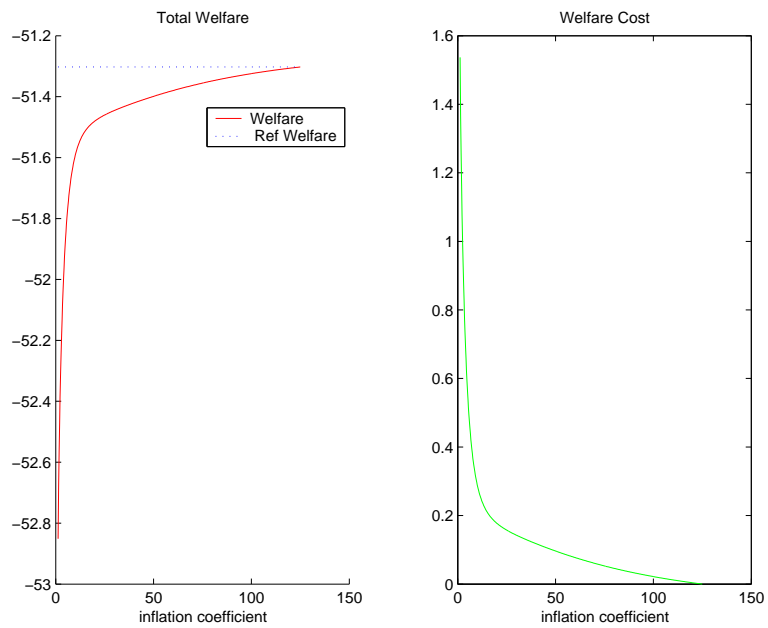


Figure 9: High RS , 2 Unions

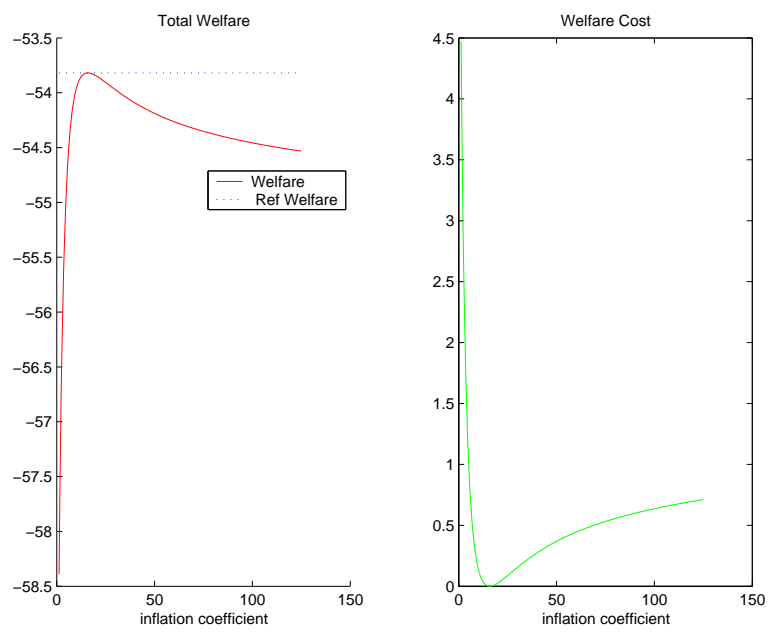


Table 1: **Centralization of Collective Bargaining in OECD countries for the period 1995-2000.** Source: **OECD Employment Outlook 2004.** 1 = Company and plant level predominant; 2 = Combination of industry and company/plant level; 3 = Industry level is predominant; 4 = Predominantly industrial bargaining, but also recurrent central-level agreements; 5 = Central-level agreements of overriding importance.

Country	Centralization
Austria	3
Belgium	3
Czech Republic	1
Denmark	2
Finland	5
France	2
Germany	3
Hungary	1
Ireland	4
Italy	2
Netherlands	3
Poland	1
Portugal	4
Slovak Republic	2
Spain	3
Sweden	3
United Kingdom	1
Switzerland	2
Australia	2
Canada	1
Japan	1
United States	1

Table 2: Coordination of Collective Bargaining in OECD countries for the period 1995-2000. Source: OECD Employment Outlook 2004. (a) The degree of co-ordination includes both union and employer co-ordination. Each characteristic has been assigned a value between 1 (little or no co-ordination by upper-level associations) and 5 (co-ordination of industry-level bargaining by encompassing union confederation or co-ordinated bargaining by peak confederations or government imposition of wage schedule/freeze, with a peace obligation).

Country	Coordination
Austria	4
Belgium	4.5
Czech Republic	1
Denmark	4
Finland	5
France	2
Germany	4
Hungary	1
Ireland	4
Italy	4
Netherlands	4
Poland	1
Portugal	4
Slovak Republic	2
Spain	3
Sweden	3
United Kingdom	1
Switzerland	4
Australia	2
Canada	1
Japan	4
United States	1

Table 3: **Baseline Calibration**

Parameter	Value
Price Stickiness	0.75
Discount Factor	0.99
Elast. Subst. Goods	11
Elast. Subst. Labor Types	11
Elast. Marginal Disutility Labor	1
TFP autocorrelation	0.95
TFP Std. Dev. Innovation	0.0071

Table 4: **Cost Push Shock Calibration**

Std. Dev. Innovation	Relative Std. Dev.
0.0227	1
0.0455	2
0.1137	5 (LOW)
0.2274	10 (MEDIUM)
0.4548	20 (HIGH)

Table 5: **Optimal Monetary Policy**

Std. Dev. CP	Number of Unions	Optimal Stance
High	2	16
High	3	13.75
High	5	13.25
High	10	13.00
High	15	12.75
Low	2-3-5	Strict Inflation Targeting
Low	10	14.00
Low	15	13.50

Table 6: **Welfare Costs of Deviation from Optimal Policy: High Cost Push Shock Standard Deviation.** The cost is measured relatively to the optimized rule. It is expressed as the percentage decrease in the output process associated to the optimal policy necessary to make welfare under the ad-hoc rule as high as under the optimized rule.

N	$\frac{\text{Optimal Stance}}{\text{Ad-hoc Rule}}$	Total Cost	Steady-State Cost	Stabilization Cost
2	$\frac{16}{1.5}$	3.9858	0.2473	3.7477
3	$\frac{13.75}{1.5}$	3.6646	0.0703	3.5968
15	$\frac{12.75}{1.5}$	3.4470	0.0058	3.4415

Table 7: **Welfare Costs of Deviation from Optimal Policy: Low Cost Push Shock Standard Deviation.** The cost is measured relatively to the optimized rule. It is expressed as the percentage decrease in the output process associated to the optimal policy necessary to make welfare under the ad-hoc rule as high as under the optimized rule.

N	$\frac{\text{Optimal Stance}}{\text{Ad-hoc Rule}}$	Total Cost	Steady-State Cost	Stabilization Cost
2	$\frac{125}{1.5}$	0.8802	0.7118	0.1696
3	$\frac{125}{1.5}$	0.4627	0.2925	0.1708
15	$\frac{13.5}{1.5}$	0.2462	0.0036	0.2426

European Central Bank Working Paper Series

For a complete list of Working Papers published by the ECB, please visit the ECB's website (<http://www.ecb.int>)

- 651 "On the determinants of external imbalances and net international portfolio flows: a global perspective" by R. A. De Santis and M. Lührmann, July 2006.
- 652 "Consumer price adjustment under the microscope: Germany in a period of low inflation" by J. Hoffmann and J.-R. Kurz-Kim, July 2006.
- 653 "Acquisition versus greenfield: the impact of the mode of foreign bank entry on information and bank lending rates" by S. Claeys and C. Hainz, July 2006.
- 654 "The German block of the ESCB multi-country model" by I. Vetlov and T. Warmedinger, July 2006.
- 655 "Fiscal and monetary policy in the enlarged European Union" by S. Pogorelec, July 2006.
- 656 "Public debt and long-term interest rates: the case of Germany, Italy and the USA" by P. Paesani, R. Strauch and M. Kremer, July 2006.
- 657 "The impact of ECB monetary policy decisions and communication on the yield curve" by C. Brand, D. Buncic and J. Turunen, July 2006.
- 658 "The response of firms' investment and financing to adverse cash flow shocks: the role of bank relationships" by C. Fuss and P. Vermeulen, July 2006.
- 659 "Monetary policy rules in the pre-EMU era: Is there a common rule?" by M. Eleftheriou, D. Gerdesmeier and B. Roffia, July 2006.
- 660 "The Italian block of the ESCB multi-country model" by E. Angelini, A. D'Agostino and P. McAdam, July 2006.
- 661 "Fiscal policy in a monetary economy with capital and finite lifetime" by B. Annicchiarico, N. Giammarioli and A. Piergallini, July 2006.
- 662 "Cross-border bank contagion in Europe" by R. Gropp, M. Lo Duca and J. Vesala, July 2006.
- 663 "Monetary conservatism and fiscal policy" by K. Adam and R. M. Billi, July 2006.
- 664 "Fiscal convergence before entering the EMU" by L. Onorante, July 2006.
- 665 "The euro as invoicing currency in international trade" by A. Kamps, August 2006.
- 666 "Quantifying the impact of structural reforms" by E. Ernst, G. Gong, W. Semmler and L. Bukeviciute, August 2006.

- 667 “The behaviour of the real exchange rate: evidence from regression quantiles” by K. Nikolaou, August 2006.
- 668 “Declining valuations and equilibrium bidding in central bank refinancing operations” by C. Ewerhart, N. Cassola and N. Valla, August 2006.
- 669 “Regular adjustment: theory and evidence” by J. D. Konieczny and F. Rumler, August 2006.
- 670 “The importance of being mature: the effect of demographic maturation on global per-capita GDP” by R. Gómez and P. Hernández de Cos, August 2006.
- 671 “Business cycle synchronisation in East Asia” by F. Moneta and R. Ruffer, August 2006.
- 672 “Understanding inflation persistence: a comparison of different models” by H. Dixon and E. Kara, September 2006.
- 673 “Optimal monetary policy in the generalized Taylor economy” by E. Kara, September 2006.
- 674 “A quasi maximum likelihood approach for large approximate dynamic factor models” by C. Doz, D. Giannone and L. Reichlin, September 2006.
- 675 “Expansionary fiscal consolidations in Europe: new evidence” by A. Afonso, September 2006.
- 676 “The distribution of contract durations across firms: a unified framework for understanding and comparing dynamic wage and price setting models” by H. Dixon, September 2006.
- 677 “What drives EU banks’ stock returns? Bank-level evidence using the dynamic dividend-discount model” by O. Castrén, T. Fitzpatrick and M. Sydow, September 2006.
- 678 “The geography of international portfolio flows, international CAPM and the role of monetary policy frameworks” by R. A. De Santis, September 2006.
- 679 “Monetary policy in the media” by H. Berger, M. Ehrmann and M. Fratzscher, September 2006.
- 680 “Comparing alternative predictors based on large-panel factor models” by A. D’Agostino and D. Giannone, October 2006.
- 681 “Regional inflation dynamics within and across euro area countries and a comparison with the US” by G. W. Beck, K. Hubrich and M. Marcellino, October 2006.
- 682 “Is reversion to PPP in euro exchange rates non-linear?” by B. Schnatz, October 2006.
- 683 “Financial integration of new EU Member States” by L. Cappiello, B. Gérard, A. Kadareja and S. Manganeli, October 2006.
- 684 “Inflation dynamics and regime shifts” by J. Lendvai, October 2006.
- 685 “Home bias in global bond and equity markets: the role of real exchange rate volatility” by M. Fidora, M. Fratzscher and C. Thimann, October 2006

- 686 “Stale information, shocks and volatility” by R. Gropp and A. Kadareja, October 2006.
- 687 “Credit growth in Central and Eastern Europe: new (over)shooting stars?”
by B. Égert, P. Backé and T. Zumer, October 2006.
- 688 “Determinants of workers’ remittances: evidence from the European Neighbouring Region”
by I. Schiopu and N. Siegfried, October 2006.
- 689 “The effect of financial development on the investment-cash flow relationship: cross-country
evidence from Europe” by B. Becker and J. Sivadasan, October 2006.
- 690 “Optimal simple monetary policy rules and non-atomistic wage setters in a New-Keynesian
framework” by S. Gnocchi, October 2006.

ISSN 1561081-0



9 771561 081005