

**MARKETING COOPERATIVES AND FINANCIAL STRUCTURE:
A TRANSACTION COSTS ECONOMICS ANALYSIS**

GEORGE W.J. HENDRIKSE, CEES P. VEERMAN

ERIM REPORT SERIES <i>RESEARCH IN MANAGEMENT</i>	
ERIM Report Series reference number	ERS-2000-09-ORG
Publication status / version	draft / version March 2000
Number of pages	15
Email address first author	Ghendrikse@fbk.eur.nl
Address	Erasmus Research Institute of Management (ERIM) Rotterdam School of Management / Faculteit Bedrijfskunde Erasmus Universiteit Rotterdam PoBox 1738 3000 DR Rotterdam, The Netherlands Phone: # 31-(0) 10-408 1182 Fax: # 31-(0) 10-408 9020 Email: info@erim.eur.nl Internet: www.erim.eur.nl

Bibliographic data and classifications of all the ERIM reports are also available on the ERIM website:
www.erim.eur.nl

ERASMUS RESEARCH INSTITUTE OF MANAGEMENT

REPORT SERIES *RESEARCH IN MANAGEMENT*

BIBLIOGRAPHIC DATA AND CLASSIFICATIONS		
Abstract	The relationship between the financial structure of a marketing cooperative (MC) and the requirement of the domination of control by the members is analysed from a transaction costs perspective. A MC receives less favorable terms on outside equity than a conventional firm because the decision power regarding new investments is not allocated to the providers of these funds. This is a serious threat to the survival of a MC in a market where efficient investments are characterized by an increasing level of asset specificity at the processing stage of production. A MC is predicted to be an efficient organizational form when the level of asset specificity at the processing stage of production is at a low or immediate level compared to the level of asset specificity at the farming stage of production.	
Library of Congress Classification (LCC)	5001-6182	Business
	5546-5548.6	Office Organization and Management
	4027.4	Cooperative societies : Financial Management
Journal of Economic Literature (JEL)	M	Business Administration and Business Economics
	M 10	Business Administration: general
	L 2	Firm Objectives, Organization and Behaviour
	D 2 G 3	Production and Organization Corporate Finance and Governance
European Business Schools Library Group (EBSLG)	85 A	Business General
	100B	Organization Theory (general)
	240 B	Information Systems Management
	100 D	Design, structuring of organization
Gemeenschappelijke Onderwerpsontsluiting (GOO)		
Classification GOO	85.00	Bedrijfskunde, Organisatiekunde: algemeen
	85.05	Management organisatie: algemeen
	85.08	Organisatiesociologie, organisatiepsychologie
	85.05	Management, Organisatie : algemeen
Keywords GOO	Bedrijfskunde / Bedrijfseconomie	
	Organisatieleer, informatietechnologie, prestatiebeoordeling	
	Cooperaties, Bedrijfsfinanciering, Marketing	
Free keywords	Marketing cooperative, finance, transaction costs economics	
Other information		

MARKETING COOPERATIVES AND FINANCIAL STRUCTURE: A TRANSACTION COSTS ECONOMICS ANALYSIS

George W.J. Hendrikse*

and

Cees P. Veerman**

Abstract

The relationship between the financial structure of a marketing cooperative (MC) and the requirement of the domination of control by the members is analysed from a transaction costs perspective. A MC receives less favorable terms on outside equity than a conventional firm because the decision power regarding new investments is not allocated to the providers of these funds. This is a serious threat to the survival of a MC in a market where efficient investments are characterized by an increasing level of asset specificity at the processing stage of production. A MC is predicted to be an efficient organizational form when the level

* Erasmus University Rotterdam, Rotterdam School of Management, Office F3-51, P.O. Box 1738, 3000 DR Rotterdam, The Netherlands, Phone: 31-10-408 8660, Fax: 31-10-4089016, and Email: ghendrikse@fbk.eur.nl.

** Tilburg University, President of the Agricultural University of Wageningen.

The first author would like to thank the Center for Research in Management of the University of California at Berkeley for its hospitality during which parts of this paper were completed. The comments by and/or discussions with Helmut Bester, Paul de Bijl, Sytse Douma, Lee Garoyan, Piet Moerland, Aswin van Oijen, Richard Sexton, Jerome Siebert, and Adrie Zwanenberg are gratefully acknowledged. Any remaining errors are ours.

of asset specificity at the processing stage of production is at a low or immediate level compared to the level of asset specificity at the farming stage of production.

MARKETING COOPERATIVES AND FINANCIAL STRUCTURE: A TRANSACTION COSTS PERSPECTIVE

1 Introduction

The departure of this article is the observation that several agricultural and horticultural marketing cooperatives (MCs) are considering a change or have recently changed their organizational and financial structure.¹ Some MCs are moving in the direction of a conventional, profit maximizing firm by issuing some kind of equity (i.e. abandoning the one-member-one-vote feature) and/or are relaxing the uniform treatment of the members. Zwanenberg et.al. (1992) report about Kerry (1987), Avonmore (1988), Waterford (1988), and Golden Vale (1992) in Ireland. Examples in the Netherlands are reported by Campina Melkunie (1991) about the introduction of members' participation units at Campina Melkunie in 1991, Zwanenberg (1992) about the stock market listing of pharmacist cooperative OPG in 1992, NRC Handelsblad (1994) about the introduction of shares for members at dairy cooperative Friesland Frico Domo in 1994 and the merger and stock market listing of ten fruits and flowers auctions (Greenery) in 1995. The emergence of New Generation Cooperatives in the United States of America entails a reorientation of the activities of MCs in placing demands of consumers for agricultural and horticultural products at center stage (Cook, 1995).

Two aspects of agricultural and horticultural markets have changed in the course of time: shortage markets and sufficient internal funds. First, agricultural and horticultural

¹ This article is concerned with one-product cooperatives. Many cooperatives in Europe and California are like this. Cooperatives in for example the Midwest of the United States of America are quite different.

markets have changed from shortage to surplus markets. Folmer et. al. (1995, p.40-41) measure the extent of shortage markets by calculating self-sufficiency ratios for the European Union in 1990 of 1.29 for wheat, 1.13 for coarse grains, 1.39 for sugar, .51 for oilseeds, 1.08 for wine, 1.11 for beef, 1.09 for cheese, 1.21 for butter and 1.40 for skimmed milk-powder. So, many agricultural and horticultural markets are nowadays surplus instead of shortage markets. These markets require nowadays specific investments in products with brand names in order to meet the specific demands in the many niches of the market. Second, the growth of internal resources of financial funds of MCs is smaller than the growth of the markets they are in (Van Dijk and Poppe, 1992).

This article addresses the organizational and financial implications of these changes from a transaction costs perspective. Two assets are involved in the evaluation of the MC as an efficient organizational form. First, the investments made at the farm. A farmer has to invest in (specific) assets regarding land (fertilizer), labor (effort) and capital (equipment) in order to increase the likelihood of a good harvest. Second, the processing of the harvest into final products at the downstream/processing stage of production may also require specific investments in bringing the produce to value.

An agricultural or horticultural chain of production faces two hold-up problems. First, the perishability of the harvest puts the relatively small farmer in a weak bargaining position when a price has to be negotiated with the relatively large company processing the harvest. The fear of the farmer is that there will be hold-up in the negotiation process. Countervailing power is needed to eliminate this fear and is created by downstream/forward integration of many small private entrepreneurs into a MC. Each member of a MC owns and therefore decides upon assets at two stages of production. The farmer makes his own investment decisions and owns the resulting assets at his farm (the upstream stage). The ownership of the assets which are used to process the produce of farmers at the downstream stage is in the hands of all the members of the MC together. The hold-up problem faced by farmers has been the driving force behind the emergence of the MC as an organizational form in the past.

Second, the outside financier of the enterprise processing the produce of the farmer fears hold-up when it does not have control over how the funds which are made available will be invested by the management of this enterprise. The corporation or investor-owned firm in which shareholders are the owner of the enterprise resolves this hold-up problem. The allocation of control over investment decisions to shareholders gives them confidence that their money will be spent well. We will refer to a corporation or an investor owned firm as a conventional firm (CF).

The claim of this article is that a MC is not an efficient organizational form when final product markets demand differentiated products, requiring sizeable funds for specific investments at the processing/downstream stage of production. The reason is that farmers have to decide about investments at the upstream as well as the downstream stage of production when they are organized in a MC. They choose individually the farm investments and collectively the non-farm or MC investments. There is a tendency that the optimal investment decision with respect to bringing the produce to value at the downstream stage will not be chosen by a MC, because farmers take investment decisions in the MC which bring farm output and MC output jointly to maximum value. Control over assets is in a CF assigned to the party whose investment matters most to the value of the relationship in a situation with a high level of asset specificity, whereas it is not in a MC.

Section two reviews transaction costs economics with respect to organizational and financial governance and provides a definition of a CF and a MC which is compatible with this approach. Section three formulates the hypotheses of the paper. Section four concludes and indicates topics for future research.

2 Transaction costs economics

Starting point of transaction costs economics is the observation that the complexity of the real world makes it too costly to describe all relevant contingencies regarding the exchange ex ante in a contract. Contracts are therefore necessarily incomplete. Williamson (1985) argues that this causes problems. It causes problems when the parties involved in the exchange make specific, irreversible (or sunk) investments, i.e. investments which have a significant higher value within the relationship than in alternative uses.² This puts the investor in a weak bargaining position regarding the division of the ex post surplus, because the incompleteness of contracts prevents that all eventualities are covered ex ante. The investor anticipates that the other party may take advantage of the incompleteness, i.e. behave opportunistically by claiming a larger share of the ex post surplus than initially agreed upon, and decides not to invest in the highest surplus generating project. This is the (inefficient) hold-up problem (Klein, et al., 1978).

A suitable choice of governance structure mitigates or even eliminates the hold-up problem. Governance structures are distinguished by the allocation of decision authority and the identity of the residual claimant. MCs and CFs are considered as two distinct governance structures. The prime distinguishing feature of a MC is the domination of control by the input suppliers, i.e. the farmers. They are both suppliers of raw materials and providers of capital of the MC. Outside shareholders are the residual claimants in a CF and usually do not supply inputs to the processor. MCs and CFs are expected to react differently to their environment due to the different assignment of control in unforeseen contingencies.

Subsections 2.1 and 2.2 address how the various organizational and financial governance structures deal with the hold-up problem. The analysis is comparative in nature in the sense that relative differences between different organizational forms (or different financial instruments) are the focus of analysis. Hypotheses are formulated in terms of ‘discrete structural alternatives’ (Williamson, 1991)³.

² This article employs the asset specificity branch of transaction costs economics. There is substantial empirical support for this specification (Williamson, 1985). Barzel (1982) advocates a focus on measurement problems instead of asset specificity, which receives empirical support in Anderson and Schmittlein (1984). Empirical evidence has to tell whether an asset specificity specification or a measurement problems specification as exogenous variables is most suitable in explaining governance structure changes in agricultural and horticultural markets.

³ The curves of the different governance structures which will be depicted and are to be interpreted as a “reduced form” of an underlying model (Williamson, 1991). The reduced form is to be seen as a way to deal with the early stage of development of the theory of the firm (Holmström and Roberts, 1998). The incomplete contract literature (Grossman and Hart (1986) and Hart and Moore (1990)) provides a systematic treatment of the costs and benefits of different organizational governance structures, which is extended to different financial governance structures by Aghion and Bolton (1992). The starting point

2.1 Organizational governance

Transaction costs economics argues that ownership structure can be best understood in terms of the control rights that it confers. The main point of transaction costs economics is that ex post bargaining positions will depend on the organizational context, i.e. governance structure. Market governance is advocated when the degree of asset specificity is low, because it prevents the bureaucratic costs of exchange within a firm. However, exchange in markets becomes problematic when the level of asset specificity is increasing due to the increasing prominence of the hold-up problem. Vertical integration gains in attractiveness because it reduces ex post opportunistic behavior regarding the contract terms by one's trading partner by the mechanism of selective intervention. Figure 1 summarizes these results. The level of asset specificity k is on the horizontal axis and the costs of organizational governance on the vertical axis. The costs of three governance structures as a function of the level of asset specificity are depicted. $M(k)$ represents the costs of market governance, $H(k)$ are the governance costs of a hierarchy (i.e. vertical integration or exchange within a firm) and $X(k)$ represents the costs of some hybrid organization, like a franchise or a joint venture. Transaction costs economics poses that the (transaction) costs minimizing governance structure is chosen. The figure implies that for projects with low levels of asset specificity exchange via markets is predicted. A hybrid organization is chosen as the mode of exchange for intermediate levels of asset specificity. Finally, the governance structure hierarchy is predicted for high levels of asset specificity.

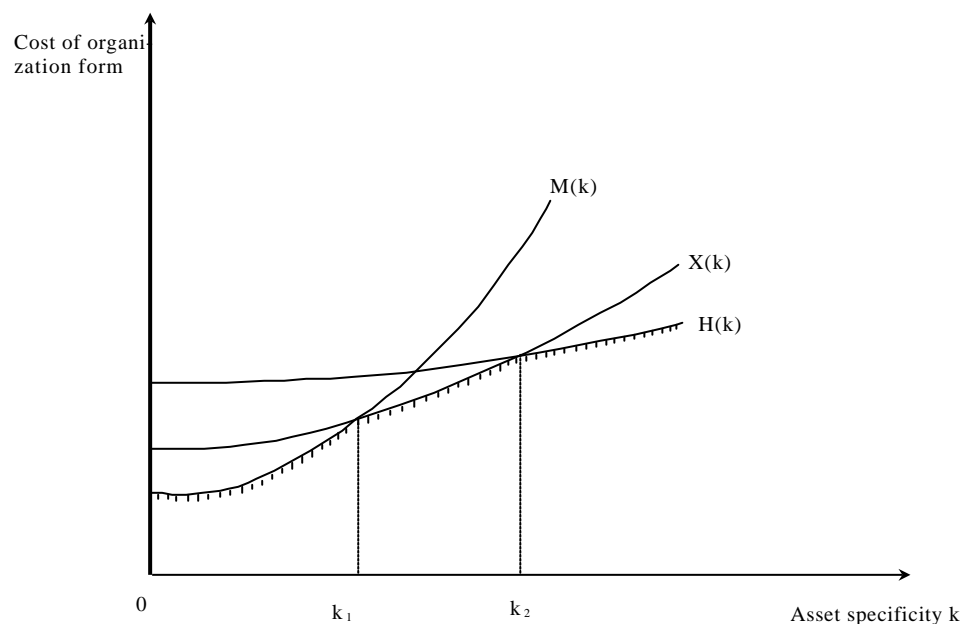


Figure 1: Organizational form and asset specificity (Williamson, 1991)

of this literature is the assumption of opportunism. Institutional economics (Hodgson, 1998) focusses on the governance implications of the assumption of bounded rationality.

2.2 Financial governance

Williamson (1988) approaches the choice of financial instruments from the same perspective as the choice of organizational form. Debt and equity are besides financial instruments also governance instruments in transaction costs economics. Each financial instrument specifies certain control rights and how returns depend on outcomes. Debt is characterized by rigid contract rules, like interest payments at fixed intervals in time, liquidity tests, pay back requirement at the end of the term, and the creditor has claim priority in the contingency of bankruptcy. The rigidity of the rules governing debt means that they apply to all possible contingencies. The attractiveness of this rigidity is that only a few standard contract rules are considered, which implies that the start-up costs of the design of a debt contract are low. The disadvantage of having only a few simple rules is that they are often not well tailored to a particular unforeseen contingency. Their rigidity prevents that efficient adjustment can not always be made ex post, i.e. debt entails maldaptations to circumstances which are not envisioned in the design of the contract ex ante. This is especially problematic when the hold-up problem looms, i.e. a situation in which efficient investment entails a high level of asset specificity. The implication (of the inability of a few simple rules to respond to all possible contingencies efficiently) is that the costs of debt rises sharply when the level of asset specificity increases.

Equity is a governance structure in which financiers are given rights of control. Outside equity assigns financiers the role of residual claimants in good as well as bad times, there is no pay back date and a board of directors with extensive power to control the management is appointed. The variety and flexibility of the control mechanisms available to the board (e.g. power to replace management, access to internal performance measures, authorize audits for special follow-up purposes, apprise important investment and operating proposals before they are implemented), allows it to adjust decisions more efficiently to a variety of circumstances than the rigid financial governance instrument debt. This board gives financiers confidence that their resources will be used in their interests and will therefore result in lower costs of capital than debt in situations with a high level of asset specificity. Equity is more complex than debt because a variety of control mechanisms has to be developed. The startup costs of equity are therefore higher than those of debt. The costs of debt as well as equity show a positive relationship with the level of asset specificity, but the costs of debt increase faster than the cost of equity, i.e. the attractiveness of outside equity increases compared to debt when the level of asset specificity increases. The rigid character of rules associated with debt is responsible for this feature.

Only two financial instruments have been distinguished: debt and equity. There are also hybrid forms, which have characteristics of both debt and equity, e.g. warrants and convertible bonds. The costs of these intermediate financial governance structures are also a function of the degree of asset specificity (Williamson, 1988). Figure 2 summarizes the above graphically, where $D(k)$ ($Y(k)$, $E(k)$) is the costs of debt (hybrid finance, equity) as a function of the level of asset specificity. The prediction is that debt will be used for projects with a low level of asset specificity ($k < k_3$), whereas equity will be used when the degree of asset specificity is high ($k > k_4$). Hybrid financial governance structures, Williamson labels them dequity, are expected for intermediate levels of asset specificity ($k_3 < k < k_4$).

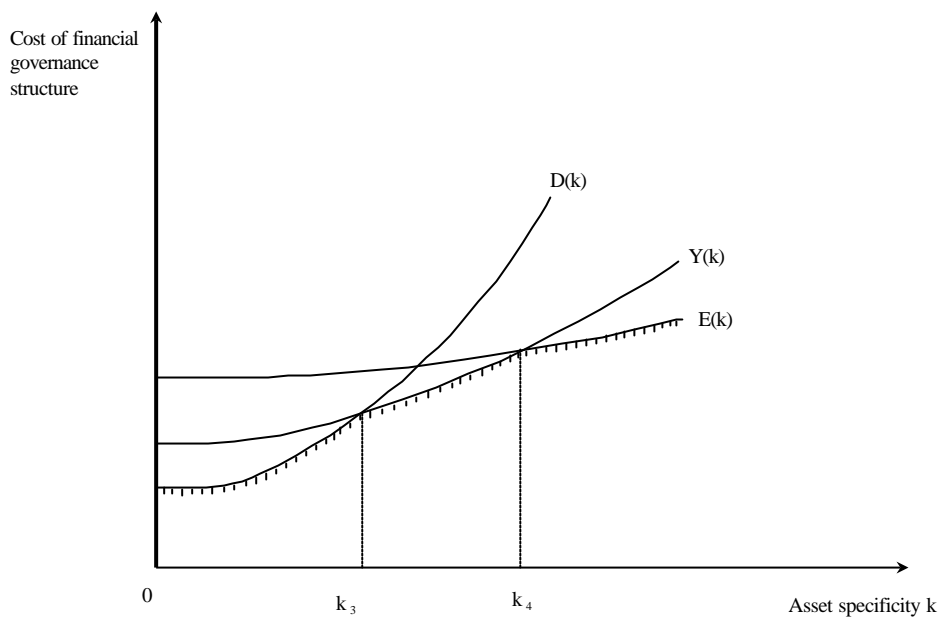


Figure 2: Financial governance structure and asset specificity

3 MC versus CF

This section identifies the organizational and financial governance differences between a CF and a MC. The organizational governance differences regarding control and democratic decision making (3.1) and the financial governance differences (3.2) are related to the level of asset specificity of the investment at the processing stage of production. These subsections are put together (3.3) in order to state the main hypothesis in terms of the second hold-up problem. It will be argued that this hypothesis continues to hold when the first hold-up problem is also taken into account.

3.1 Organizational governance differences

Internal as well as external control systems serve a role in disciplining decision making in an organization. A MC seems to be a governance structure which has a well functioning internal control system. First, input suppliers have a large personal financial stake in the downstream firm. This provides a credible signal that they will do their job of policing internal decision making well. Second, the lack of the market for corporate control enhances the incentives for members in a MC to generate a well functioning internal control system even further.⁴ Shares of a MC are not traded in the stock market. Members therefore face

⁴ However, these attractive features of a MC don't imply that a MC necessarily functions better than a CF, because its shares are not traded in the stock market. A CF with a listing on the stock market has committed itself to report regularly and according to certain standards about its state of affairs. Another attractive feature of the publicly traded CF is that additional external funds can be obtained by issuing

difficulties in trading their financial stakes. Stockholders can easily get out of a CF by selling their stock in the market. Members of a MC can not and therefore pay more attention to the way the MC is being run. Finally, a similar incentive is provided by the lack of a market for inputs. The absence of a market for inputs eliminates for a MC the possibility of comparing its own performance with those of rivals. It becomes therefore more attractive to put forth effort in the internal control system in order to compensate for the absence of the yardstick of the market. The lack of the market for corporate control and the lack of a market for inputs provides incentives to participate in the internal control system.

Democratic decision making in a MC encounters some difficulties. First, the process of opinion- and decisionmaking regarding important policy shifts is more time consuming than in other organizational forms. This reduces flexibility and creates inertia with respect to the reaction to changing market circumstances. This problem seems to be increasing when markets become more complex.⁵ Second, an increase in the degree of asset specificity (k) exacerbates the disadvantages a MC has to face. Investments with a higher k entail less involvement of the members, because they lack the specific knowledge to form an opinion and give their fiat. Higher outlays are therefore required for a well functioning democratic process of decision making and the preservation of the “organized trust”. The process of decisionmaking will also take more time because the degree of complexity probably increases with a higher level of asset specificity, especially in a globalizing economy. Third, if k increases without a direct relation with the original activities of the MC (and thereby with the basic activities of the members), members seem to be less informed regarding the corresponding value and risks than shareholders of a CF. This causes reluctance amongst members to accept that a large part of the surplus will be kept as retained earnings, unless an acceptable rate of profitability on other investments (including their own farm) will be realized. Fourth, returns during the membership period have to be at least as high as returns elsewhere. This limited appropriability problem requires that the internal rate of return on the assets of MCs must be higher than that of CFs if internally financed investment is to be chosen when the median membership duration is shorter than the project’s recoupment period (Bonin, e.a. 1993). MCs using mainly internal funds to finance capital will therefore underinvest relative to comparable CFs when a member’s individual claim to the returns is non-transferable. The problem is getting worse due to adverse changes in the demographic composition of the member population, which will be reflected in the outcome of the democratic decision making process (Hart and Moore, 1994). The average age of the members is increasing due to declining entry of new, young members.

However, there are at least five forces pointing in another direction. First, democratizing decision making is likely to generate a merging of opinions along the lines of the Blackwell and Dubins’ (1962) result. Second, democratic decision making is less vulnerable to successful politicking because bad proposals are winnowed out (Tullock, 1992). Third, democratic decision making may be second-best when the preferences of the pivotal voter are close to those of the average voter (Hart and Moore, 1994). Fourth, the costs of the more cumbersome decision making process in a MC may be compensated for by improved decision making (Hendrikse, 1998). Finally, the huge financial involvement of the financiers

new shares, whereas a MC often has to go thru cumbersome negotiations with the providers of external funds.

⁵ An advantage of a slow, democratic process with conservative voters may be that the approval of a policy decision will be carried out fast and with a lot of support.

in the success of the cooperative is in general a strong commitment to acquire substantial information in order to evaluate policy decisions.

A MC and a CF are two different governance structures. They are both an example of hierarchial governance in terms of figure 1, because there is one party having the residual control rights in all possible unforeseen circumstances.⁶ Figure 2 summarizes the above account of the differences between MCs and CFs with the level of asset specificity at the processing stage of production on the horizontal axis.. A hierarchy is a cost minimizing governance structure in figure 1 when the degree of asset specificity of investments is higher than k_2 . MCs and CFs are examples of hierarchies and have therefore to be analysed in this domain. The $H(k)$ -curve of a MC is below (above) the $H(k)$ -curve of a CF when the advantages of a MC outweigh (are smaller than) the disadvantages. The observations in this section imply that the $H(k)$ -curve of a MC is steeper than an $H(k)$ -curve of a CF, i.e. the intense monitoring by the farmers of investment decisions is an attractive feature of a MC, but it decreases in effectiveness when the specificity of investments is increasing.

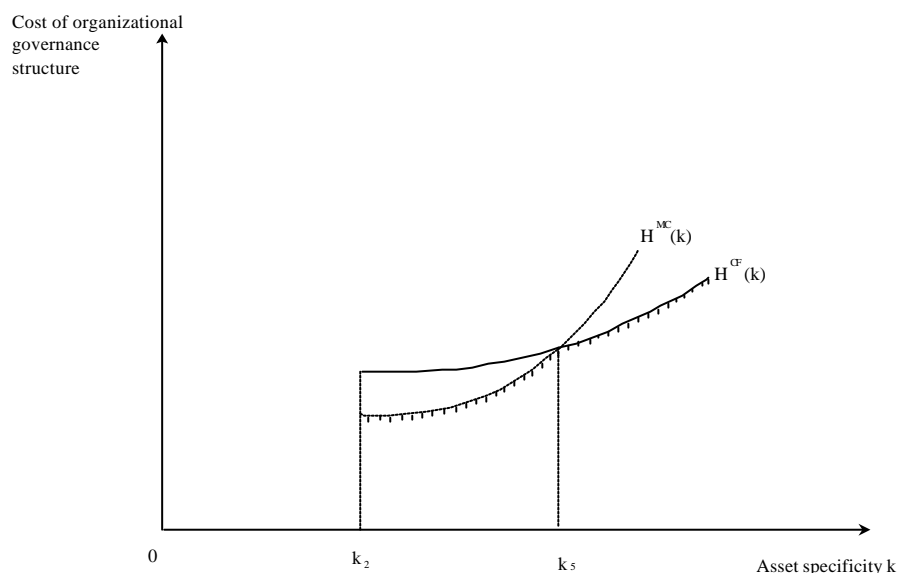


Figure 3: Marketing cooperatives versus conventional firms

Figure 3 reflects a situation in which a MC may be an efficient governance structure. The conclusion is that MCs may be a viable organizational form for intermediate levels of asset specificity, i.e. $k_2 < k < k_5$. (A MC will not emerge or disappear when the costs of its governance structure are higher than those of a CF for every value of k higher than k_2 , i.e. $k_2 > k_5$.) Figure 3 also indicates that the members of MC have some leeway to advance their interests as input suppliers when $k_2 < k_5$. The superior functioning internal control system of the MC allows either the input suppliers to advance an input price which is above the market price, or not to provide the efficient level of attention in the internal control system, or slack, or increase the financial reserves of the MC. However, the extent to which these activities are allowed by the market depends on the level of asset specificity.

⁶ Two other examples of hierarchial governance are a purchasing cooperative and a labor managed firm. A purchasing cooperative is a governance structure where a specific group of customers is the residual claimant. Employees have decision authority in unforeseen contingencies in a labor managed firm.

3.2 Financial governance differences

The composition of the financial structure is influenced in two ways by the choice of governance. First, a MC receives better terms on debt than a CF. There are several reasons why k_3 in figure 2 of a MC will be higher than the k_3 of a CF. First, each farmer will have a sizeable share of his crop processed by a particular MC. They have therefore a large financial stake in the MC. Second, financial funds are generated internally in a MC by retained earnings. Farmers decide about the input price the cooperative is paying. They may decide that this price is lower than the market price in order to add the difference to the retained earnings. This gives providers of debt the confidence that the terms of the contract will be met. It turns out that they provide debt without any liability of the farmers when they have generated a high level of inside equity. Third, equity shares of a CF can at every instant of time be traded in the stock market, i.e. they are transferable. Members of a MC often do not have individual and transferable ownership rights in the assets of the MC. This “money in the dead hand” provides a commitment that the debt contract will be honored. Fourth, the previous section has formulated various reasons why a MC may have a superior internal control system. These features of a MC imply that the $D(k)$ -curve of a MC will be below the $D(k)$ -curve of a CF.

Second, outside equity is more expensive for a MC than a CF, because the feature that farmers are by definition the residual claimants in a MC prevents that the providers of these funds have much to say about how their money is spent. Member control implies that farmers choose the investments of a MC. This is problematic regarding the terms at which outside equity is made available for specific (downstream) investments, because members select investment projects which bring farm output and MC output jointly to maximum value. Outside providers of equity have to fear that their funds in a MC are not put to optimal use in terms of return on investment. They will reflect this in asking a premium for relinquishing control. A CF does not face this problem because providers of equity decide themselves how their money will be spend in order to add value to the harvest. One of the stylized facts of a MC is that a significant amount of inside equity is provided by keeping a considerable share of the profits as retained earnings each year. This is often seen as a major advantage of the MC, because it provides an inexpensive source of funds. However, it also has a disadvantage in the sense that it is a governance structure which is more “forgiving” than debt (Williamson, 1988). Inside equity provides weaker incentives than debt to perform well. These observations imply that the $E(k)$ -curve of a MC will be above the $E(k)$ -curve of a CF. The value of k_4 in figure 2 will therefore be higher for a MC than for a CF. This implies that there are values of k for which a CF will use outside equity, whereas it is efficient for a MC to use other financial instruments. The nature of these other financial instruments depends on the value of k compared to k_3 . Debt will be used when $k \leq k_3$, whereas a hybrid form of finance will be used when $k > k_3$.

Figure 4 summarizes the above observations by extending figure 2. The cost minimizing financial governance structure is drawn for a MC as well as a CF as a function of the level of asset specificity at the processing stage of production.⁷

⁷ It is assumed that the $Y(k)$ -curve is the same for both governance structures. This is done in order to prevent that the analysis becomes unnecessarily complex. We are only claiming that there are hybrid forms of finance. This is not enough in order to formulate a statement about a difference between an

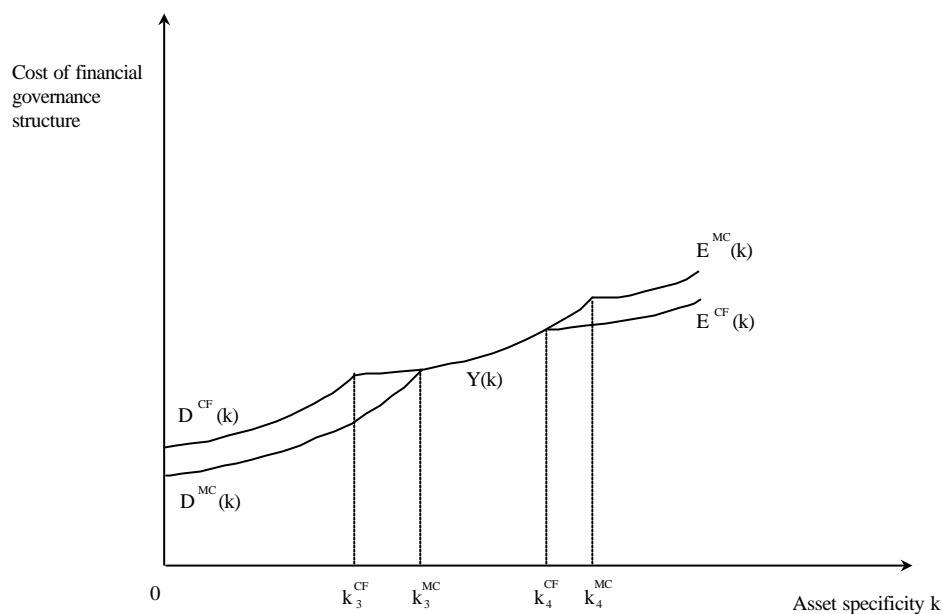


Figure 4: Financial instruments as a function of governance structure

Our conclusion regarding the financial structure of MCs and CFs are summarized by

- $k < k_3^{cf}$: MCs and CFs use debt
- $k \in [k_3^{cf}, k_3^{mc}]$: MCs use debt
CFs use hybrid form of finance when $k < k_4^{cf}$
equity when $k > k_4^{cf}$
- $k \in [k_3^{mc}, k_4^{mc}]$: MCs and CFs use hybrid form of finance
- $k \in [k_4^{cf}, k_4^{mc}]$: MCs use hybrid form of finance when $k > k_3^{mc}$
debt when $k < k_3^{mc}$
CFs uses equity
- $k > k_4^{mc}$: MCs and CFs use equity

A testable hypothesis which follows immediately from these results is that the leverage of a MC is at least as high as the leverage of a CF, given the level of k .

3.3 Hypotheses

$Y^{mc}(k)$ -curve and an $Y^{cf}(k)$ -curve. However, our main claim holds regardless the formulation of such a statement because the intercept and slope of a hybrid form of finance is in between the debt and equity curve. It is therefore assumed for convenience that $Y^{mc}(k) = Y^{cf}(k)$. Our main claim will hold even when hybrid forms of finance are left out of the analysis completely. Hybrid forms are nonetheless included in order to stay in line with Williamson (1988).

The relationship between the choice of an efficient governance structure, organizational as well as financial, and the level of asset specificity of a MC as well as a CF has been established. Enterprises have to be evaluated on all dimensions jointly in order to formulate hypotheses about their performance. This may give rise to many different aggregation issues. However, this problem is circumvented here because the organizational and financial choice of governance point in the same direction when the level of asset specificity increases. If the level of asset specificity increases, then the CF does not lose in attractiveness. Figure 3 illustrates this regarding organizational governance and figure 4 shows this with respect to financial governance. The main hypothesis which is implied by these observations is that an enterprise will not switch from a MC to a CF when the level of asset specificity is increasing, i.e. a MC diminishes in attractiveness compared to a CF when the efficient level of asset specificity (of investments at the processing stage of production) is increasing.

The above has also implications for the viability of the MC in different countries. Important financial governance differences regarding equity between the USA and the Netherlands are the limited rights of shareholders and the virtual non-existence of the market for corporate control (due to the extensive use of anti-takeover measures) in the Dutch setting (Boot, 1994). The providers of equity are the owners of the CF in the USA, whereas all kinds of restrictions are imposed by the Dutch law on the rights of outside financiers. Outside equity holders in the Netherlands receive a standard dividend, whereas the remaining part of profits may go to employees and slack. Equity does hardly carry any control rights for the shareholders and therefore doesn't differ much from debt. This implies that the value of k_4 is larger in the Netherlands than in the USA, because the $E(k)$ -curve is almost the same as the $D(k)$ -curve in the former country.⁸

There are three important organizational governance differences between CFs and MCs regarding the Board of Directors in the Netherlands. MCs don't transfer the ultimate approval of the annual account to the Board of Directors. Secondly, they also don't leave the right of appointing members of the Board of Directors to the Board of Directors itself.⁹ The General Assembly takes care of these tasks. Finally, the Dutch law on cooperatives secures member control because it allows that up to two thirds of the members of the Board of Directors are appointed by the General Assembly of a MC.¹⁰ (The workers council has veto power regarding the composition of the final third.) These institutional differences make

⁸ This is reflected in the empirical evidence. Stock price/earnings ratios in Amsterdam are by far the lowest in Europe (Bennis and Van Leeuwen, 1992). New stock is issued at 24 times the annual profits in the United States of America, whereas it is only 12 times the annual profits in the Netherlands. These institutional features suggest that Dutch firms have on average a higher debt/equity ratio than American firms, which is supported by Remonola (1990).

⁹ A board of directors in large CF in the Dutch setting is an in-group which selects its own successors (principle of cooptation). Shareholders can only by majority vote not accept a candidate. They have no active rights to appoint one or, in many cases, even to propose one.

¹⁰ There are also differences between Anglo-Saxon (e.g. American) and Germanic (e.g. Dutch) board of directors (Moerland, 1995). Anglo-Saxon Boards of Directors have a one-tier system, in which executive managers and outside experts are represented. Boards of Directors in Germanic countries have a two-tier board system, consisting of an executive board and a supervisory board. (The law specifies certain requirements regarding employee representatives in the supervisory board). Insiders and outsiders have been separated in a two-tier system. However, the principle of cooptation in the executive board in The Netherlands seems to offset the advantages of the two-tier system regarding the effectiveness of the executive board (Boot, 1994).

it more likely that k_5 is larger in the Netherlands than in the USA. The virtual absence of the market for corporate control is worse for CFs than MCs in the Netherlands, because the member control feature of MCs doesn't allow much influence of this disciplinary mechanism anyway. This reinforces the hypothesis that value of k_5 will be higher in the Netherlands.

The hypothesis which follows from these comparative statics observations is that MCs are predicted to be viable for a larger range of the level of asset specificity in the Netherlands than in the USA. The financial governance difference, i.e. a higher value of k_4 in the Netherlands than in the USA, implies that the disadvantages of outside equity finance of a MC compared to a CF emerge at a higher level of asset specificity in the Netherlands than in the USA. The organizational governance difference, i.e. a higher level of k_5 in the Netherlands than in the USA, implies that it is more likely that there is a range of levels of asset specificity higher than k_2 in which a MC is more efficient than a CF, i.e. the attractive organizational governance of a MC more than offsets the financial governance disadvantages.

This section has focussed on the investment problems regarding the processor. There is also the hold-up problem regarding the farm investments. However, the results of our analysis do not change when this hold-up problem is included in the analysis. Our claims regarding the level of asset specificity of the investments at the processor are formulated relative to the hold-up problem regarding farm investments. So, a statement in this subsection like the efficient level of asset specificity has increased can be interpreted as the efficient level of asset specificity of the investments at the processor has increased relative to the efficient level of asset specificity of the farm. Grossman and Hart (1986) have analysed a situation with two hold-up problems. Figure 5 presents the equilibrium investment levels for different governance structures. Point MC reflects the investment levels when a MC is chosen. The level of asset specificity of farm investments is high, but the level of asset specificity of investments at the processor is low. The reverse holds in point CF where a CF is chosen. The main result of the Grossman and Hart analysis (1986, p. 708) is that "Firm 1 control will be desirable when firm 1's ex ante investment is much more important than firm 2's (so that firm 2's underinvestment under firm 1 control is relatively unimportant) and when overinvestment by firm 1 under firm 1 control is a less severe problem than underinvestment by firm 1' and 'nonintegration is desirable if the two investments are both important in some sense, so that it is preferable to have both of them at a medium level than to have one very high and the other very low as under integration'. The claim of this article is that circumstances have changed such that the efficient level of asset specificity of investments at the processor has increased relative to the efficient level of asset specificity of investments at the farm.^{11 12} This implies that efficiency of governance structure choice requires a change from a MC to CF.

¹¹ American Crystal Sugar seems to be an example of where a CF was converted to a MC. Red River Valley Sugar Beet Growers Association acquired the CF American Crystal Sugar in 1973. Volkin and Bradford (1975) write that 'What grower association leaders really feared was the possibility that American Crystal would close one or more of its four plants in Minnesota and North Dakota. This concern was supported by observations that 'factory upkeep was not being maintained for most efficient operations' and 'Steps had to be taken to protect growers' long-term sugar beet production patterns, which had meant so much to their livelihood'. The change at American Crystal Sugar does not undermine our theory because it provides an example of increasing importance of the first hold-up problem, without making any references to the final product market. If the first hold-up problem becomes

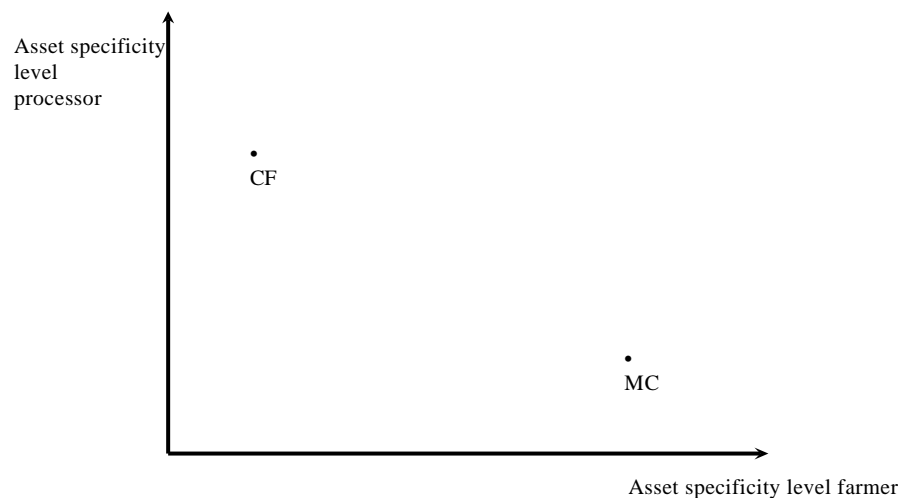


Figure 5: Investment levels and governance structures

4 Conclusion and further research

This article has investigated some aspects of the MC from a transaction costs economics perspective. A MC and a CF are both considered as a hierarchical governance structure. The main difference between these governance structures is that the input suppliers have the formal authority regarding investment decisions in a MC, whereas outside equity holders have this right in a CF.

A governance structure has to address two hold-up problems in an agricultural or horticultural chain of production. First, it has to prevent post-harvest hold-ups of perishable farm products. Second, it has to get attractive terms on outside funds for its investments. The countervailing power feature of a MC resolves the first problem. The second problem is not material when the investments of a MC are not specific, which is the case in markets characterized by homogeneous products. However, a MC is not able to resolve both problems in differentiated product markets, which require investments with a high level of asset specificity at the processing stage of production, e.g. brand names. The attractiveness of a MC decreases with respect to choosing efficient investment levels because democratic decision making becomes more problematic and members will also take considerations regarding return on farm investments into account when this decision is made. This is also problematic from a financial governance perspective, because the terms at which financial funds are made available by outsiders are worse than those faced by a CF when the level of asset specificity is high. The requirement of domination of control by the member of a MC is responsible for this disadvantage. It reinforces the claim about the viability of the MC as a

more important and the second does not, then our theory predicts that switches from a CF to an MC are to be expected.

¹² A referee indicated that the perishability of crops is nowadays not as much a problem anymore due to technological developments. This observation strengthens our claim, because it suggests that the first hold-up problem has diminished in importance compared to the second hold-up.

function of the level of asset specificity. The resolution of the second problem requires a switch from a MC to a CF. These arguments result in the main hypothesis of the paper that an increase in the extent of asset specificity will never be accompanied by a switch from a CF to a MC.

An important topic for future research is to investigate the possibilities regarding the design of an organizational structure and financial instruments which on the one hand maintain the special MC character and on the other hand eliminate the inefficiencies associated with this organizational form. Most solutions which are nowadays considered within the MC structure consist of some differentiation in the financial terms being offered to members. Examples are preference shares and quantum discounts. They take account of the variety between the members. However, this does not solve the second hold-up problem. A MC has to solve two hold-up problems, which is asking too much. An additional degree of freedom has to be created. The introduction of other organizational arrangements (association, participation company) may resolve the lack of countervailing power when the MC is abandoned.

Literature

- Aghion, P. and P. Bolton, An Incomplete Contracts Approach to Financial Contracting, *Review of Economic Studies*, 1992, 59, 473-494.
- Anderson, E. and D.C. Schmittlein, Integration of the Sales Force: an Empirical Investigation, *Rand Journal of Economics*, 1984, 15(3), 385-395.
- Barzel, Y., Measurement Cost and the Organization of Markets, *Journal of Law and Economics*, 1982, 25, 27-48.
- Bennis, M.J. and M.J. van Leeuwen, Price/earnings-ratios; an International Survey at Company Level, *SEO Research*, Amsterdam, 1992.
- Blackwell, D. and L. Dubins, Merging of Opinions with Increasing Information, *Annals of Mathematical Statistics*, 1962, 38, 882-886.
- Bonin, J.P., D.C. Jones and L. Putterman, Theoretical and Empirical Studies of Producer Cooperatives, *Journal of Economic Literature*, 1993, 31, 1290-1320.
- Boot, A.W.A., *De Financiering van het Bedrijfsleven: Tussen Structuurregime en Financiële Sector*, Amsterdam University Press, 1994.
- Campina Melkunie, Annual Report, Zaltbommel, 1991.
- Cook, M.L., The Future of US Agricultural Cooperatives: A Neo-Institutional Approach, *American Journal of Agricultural Economics*, 1995, 77(5), 1153-1159.
- Folmer, C., M.A. Keyser, M.D. Merbis, H.J.J. Stolwijk and P.J.J. Veenendaal, *The Common Agricultural Policy beyond the MacSharry Reform*, North Holland, 1995.
- Grossman, S.J. and O.D. Hart, The Costs and Benefits of Ownership: a Theory of Vertical and Lateral Integration, *Journal of Political Economy*, 1986, 94(4), 691-719.
- Hart, O.D. and J. Moore, Property Rights and the Nature of the Firm, *Journal of Political Economy*, 1990, 98, 1119-1158.
- Hart, O.D. and J. Moore, *The Governance of Exchanges: Members' Cooperatives versus Outside Ownership*, Harvard University, 1994.
- Hendrikse, G.W.J., Screening, Competition and the Choice of the Cooperative as an Organisational Form, *Journal of Agricultural Economics*, 1998, 49(2), 202-217.

- Hodgson, G.M., The Approach of Institutional Economics, *Journal of Economic Literature*, 1998, 36(1), 166-192.
- Holmström, B. and J. Roberts, The Boundaries of the Firm Revisited, *Journal of Economic Perspectives*, 1998, 12(4), 73-94.
- Klein, B., R.G. Crawford and A. Alchian, Vertical Integration, Appropriable Rents and the Competitive Contracting Process, *Journal of Law and Economics*, 1978, 21, 297-326.
- Moerland, P., Alternative Disciplinary Mechanisms in Different Corporate Systems, *Journal of Economic Behavior and Organization*, 1995, 26, 17-34.
- NRC Handelsblad, Frico Domo: Omzetting tot Vennootschap, 1994, september 13, 16.
- Remolona, E.M. Understanding International Differences in Leverage Trends, *Federal Reserve Bank of New York Quarterly Review*, 1990, 31-42.
- Tullock, G., *Economic Hierarchies, Organization and the Structure of Production*, Kluwer, 1992.
- Van Dijk, G. and K.J. Poppe, *Participatie in Cooperatie*, Landbouw-Economisch Instituut, Report 405, 1992.
- Volkin, D. and H. Bradford, *American Crystal Sugar: Its Rebirth as a Cooperative*, Farmer Cooperative Service/U.S. Department of Agriculture, 1975.
- Williamson, O.E., *The Economic Institutions of Capitalism*, Free Press, 1985.
- Williamson, O.E., Corporate Finance and Corporate Governance, *Journal of Finance*, 1988, 43(3), 567-591.
- Williamson, O.E. Comparative Economic Organization: The Analysis of Discrete Structural Alternatives, *Administrative Science Quarterly*, 1991, 36, 269-296.
- Zwanenberg, A.C.M., Apothekerscoöperatie OPG naar de Beurs, *Coöperatie Magazine*, 1992, 54(553), 12-14.
- Zwanenberg, A.C.M., J. Dijsselbloem, J. Peerbooms, and G. de Jong, *Financing Methods in Irish Dairy Cooperatives from a dutch Point of View*, NCR&FNZ, 1992.

ERASMUS RESEARCH INSTITUTE OF MANAGEMENT

REPORT SERIES *RESEARCH IN MANAGEMENT*

Publications in the Report Series Research* in Management

Impact of the Employee Communication and Perceived External Prestige on Organizational Identification

Ale Smidts, Cees B.M. van Riel & Ad Th.H. Pruyn

ERS-2000-01-MKT

Critical Complexities, from marginal paradigms to learning networks

Slawomir Magala

ERS-2000-02-ORG

Forecasting Market Shares from Models for Sales

Dennis Fok & Philip Hans Franses

ERS-2000-03-MKT

A Greedy Heuristic for a Three-Level Multi-Period Single-Sourcing Problem

H. Edwin Romeijn & Dolores Romero Morales

ERS-2000-04-LIS

Integer Constraints for Train Series Connections

Rob A. Zuidwijk & Leo G. Kroon

ERS-2000-05-LIS

Competitive Exception Learning Using Fuzzy Frequency Distribution

W-M. van den Bergh & J. van den Berg

ERS-2000-06-LIS

Start-Up Capital: Differences Between Male and Female Entrepreneurs, 'Does Gender Matter?'

Ingrid Verheul & Roy Thurik

ERS-2000-07-STR

The Effect of Relational Constructs on Relationship Performance: Does Duration Matter?

Peter C. Verhoef, Philip Hans Franses & Janny C. Hoekstra

ERS-2000-08-MKT

* ERIM Research Programs:

LIS Business Processes, Logistics and Information Systems

ORG Managing Relationships for Performance

MKT Decision Making in Marketing Management

F&A Financial Decision Making and Accounting

STR Strategic Renewal and the Dynamics of Firms, Networks and Industries