



Munich Personal RePEc Archive

Bolivia's fiscal rules: dynamic stochastic general equilibrium model approach

Daney , Valdivia and Marcelo, Montenegro

September 2009

Online at <http://mpa.ub.uni-muenchen.de/32114/>
MPRA Paper No. 32114, posted 08. July 2011 / 20:26

Bolivia's Fiscal Rules: Dynamic Stochastic General Equilibrium Model Approach¹

By

Daney D. Valdivia

Marcelo A. Montenegro²

Abstract

Changes in fiscal revenues in Bolivia allow us to assess its impact on the fiscal budget and spending policy. Based on a Dynamic Stochastic General Equilibrium Model (DSGE) using stylized facts for small open economy, we're looking for a simulation of fundamentals' responses or effects against different fiscal rules applied. In these sense we use two rules: first, where taxes adjust according to the debt level and government expenditures; and second, balanced budget where taxes adjust every time in order to maintain the equilibrium in budget. Our results show that after the fiscal shock hits the economy, the first fiscal rule has mayor stabilization effects on the price level than the second one, around 50%.

JEL: E32, E62

Keywords: Government expenditure, fiscal rule, *pass - through, rule - of - thumb households*

¹ Presented at 5th DYNARE Conference

² Daney D. Valdivia, economist: dvaldivia@bcb.gob.bo, daneyvaldivia@yahoo.com; and Marcelo A. Montenegro, Chief of a main directorate of Tributary Studies: marcelo.montenegro@economiyfinanzas.gob.bo, montenegro_mzx@yahoo.es

The authors are solely responsible for the opinions herein and not compromise institutional views where they work.

We thank Lilian Loayza for help with the edition and Rubén Aguilar with some seasonal adjustment series.

1. Introduction

One of the central issues of Policy Makers is to assess the Fiscal Policy effects in the economy. Developing economies use this tool as one of the principal mechanism to push up aggregate demand and welfare. Additionally, Fiscal Policy can contribute to the economy growth or it may harm to the economy through fiscal budget disequilibrium.

Surplus in 2006 was positive for Bolivia, 4.6%. What's more, fiscal income structure was benefit as a result of direct taxation to oil and positive evolution of commodity prices. Moreover, in the first half of 2007 Bolivia had a positive result, 4.2%, and for the exercise ended on 2007, the superavit was 1.8%. So, this positive environment induces increments in fiscal spending to look for social income redistribution.

Nonetheless, one of the Fiscal Policy's principal should be to assess the fiscal budget, its viability and sustainability through time in order to avoid future fiscal disequilibrium so as to don't have negative effects in the economy.

The purpose of the paper is to review and analyze the fiscal expenditures effects of fiscal rules simulation on Bolivia's economy. But, Bolivia doesn't have any fiscal rule; so, different fiscal rules imposition or simulation will help us to assess the performance of the fundamentals in the economy through the fiscal policy mechanism. Thus, we reach our objective using a dynamic stochastic general equilibrium (DSGE) model with the New Keynesian macroeconomic vintage for a small open economy (SOE) and applying different types of shocks.

Based on Galí et. al. (2007), the paper builds a Dynamic Stochastic General Equilibrium Model (DSGE) with the advances of New Keynesian Theory. It uses consumption heterogeneity (rule – of – thumb), market imperfection, and sticky prices and applies different types of fiscal rules. First, as in Galí et. al. (2007), taxes are endogenous and move in response to government expenditure and debt level. The second uses a balanced budget in every period where taxes react every period.

In particular, we modified the principal benchmark in order to find more relations that allow us explain the Bolivia's economy since it is a small dollarized open economy (SDOE). In order to simplify the external effects we use the Hybrid New Keynesian Phillips Curve. Based on Balakrishnan and López Salido (2002) we modified the production function and its factor structure so as to put in and assess the pass – through to the economy.

At the same time, Monetary Policy in Bolivia doesn't have traditional instruments to shock the economy, like an interest rate rule (Taylor Rule). So, we use one that can be applied in a small open economy and allow us to assess its effects. Based on Schmidt – Hebbel and Tapia (2002) and Caputo et. al. (2006), we use a Taylor rule where the interest rate not only reacts to the inflation and output deviations, but also to interest rate lags (rigidities) and changes in nominal exchange rate.

We use DYNARE in order to solve the model, but first it must be log – linealized. Furthermore, parameters calibration is used for Bolivia's economy in order to simulate its behavior and contemporaneous ones common in literature that help us explain the behavior in other developing economies.

The two fiscal rules application is compared with a model that doesn't consider a fiscal rule, so the canonical model allow us to assess the true multiplier effect of fiscal shocks on fundamental macroeconomic variables for Bolivia.

A Fiscal shock produces an increase in total consumption explained by a positive increase in the rule – of – thumb households. However, a fiscal shock generates pressures on inflation, increase, through the forms cost channel; after that, interest rate increases against fiscal pressures on inflation restrained pressures on inflation.

Furthermore, the model structure allows us to assess the effects of the fiscal shock on the other variables. It produces nominal exchange rate depreciation and real exchange rate appreciation. On the other hand, risk premium and tax pressure increases.

The paper is organized as follows: section 2, reviews literature about fiscal expenditure effects and other economies experience; section 3, develop the model methodology; section 4, describes data and calibration; section 5, shows fiscal shock effects under the two fiscal rules, and finally section 6, concludes and give new future investigation guidelines

2. Literature review

There is no explicit evidence in Bolivia that tried to study the fiscal rules effects on the economy in the new macroeconomic vintage, called Newkeynesian. Then, empirical papers and investigation in this way are restricted to other economies.

2.1 Foreign evidence

The negative response of the consumption against an increase in government spending is insufficient; this result can be obtained in Ricardian RBC models or as in the neoclassic model predictions, Christiano and Eichenbaum (2002), and Fatás and Mihov (2001, FM).

Therefore most of the evidence is concentrated in VAR models. Blanchard and Perotti (2002, BP) and FM (2001) found that, against to neoclassical models, in response to a fiscal expenditure shock consumption increases, but in different degree. Besides, investment doesn't have a unique response: in the first case, investment falls in great magnitude; and, in the second one, investment increases insignificantly.

Using United States quarterly data Galí et al (2007) shows when an increase in government spending is significantly, so it produces a persistent increase in output and at the same time a persistent increase in consumption³. Then, working hours and real wage increases; and in the short run investment falls but in the medium it improves, but not significantly. What is more, deficit increases, too.

³ This output is explained because of the introductions of rule – of – thumb consumers in the canonical structure of the model

Mountford y Uhlig (2004), Burnside et al (2003) find that in response to a fiscal shock, consumption responses weakly and not significantly.

In addition, Alesina and Ardagna (1998) show that during periods of fiscal consolidation forecast of the neoclassical model were good; so, fiscal spending reduction yields positive movements in consumption and output.

In summary, the evidence in favor of negative comovement between output and consumption in response to a fiscal positive shock is not consistent with the neoclassical model.

3. Model Methodology

The model is based on Galí et. al. (2007), we model a small open economy (SOE) in order to introduce the Bolivia's economy characteristics.

3.1 Households

Newkeynesian models with rule – of – thumb households, includes myopic or lack of credit, it helps us to explain positive movements in total consumption against business cycle models with full ricardian consumers or neoclassical models. Rule – of – thumb households only consume the product of their work, they have fear to save (asset accumulation) and ignore intertemporal consumption. On the other hand, ricardian households or optimizers have assets and access to the capital market and receive benefits of the firms.

The coexistence of these two types of agent allows us to explain the positive movement of total consumption in response to a fiscal shock.

3.1.1 Ricardian households

They have a utility function subject to a budget constrain and response to their own characteristics. Following Galí et. al. (2007) we can introduce investment at last.

$$E_0 \sum_{t=0}^{\infty} \beta^t U(C_t^o, N_t^o) \quad (1)$$

According to Andrés and Doménech (2005), and García and Restrepo (2007) the budget constrain can be:

$$P_t \left((1 + \tau_t^c) C_t^o + I_t^o \right) + R_t^{-1} B_{t+1}^o + S_t \left(\Phi \left(\frac{S_t B_t^*}{P_t Y_t} \right) R_t^* \right)^{-1} B_{t+1}^{o*} = \\ P_t (1 - \tau_t^N) W_t N_t^o + P_t (1 - \tau_t^K) Z_t K_t^o + B_t^o + S_t B_t^{o*} + (1 - \tau_t^D) D_t^o - P_t T_t^o \quad (2)$$

Capital law of motion with adjustment cost is:

✖

(3)

Where tax structure: $\tau_t^c, \tau_t^N, \tau_t^K, \tau_t^D$, are tax rates to consumption, labor income, capital return and dividends. Domestic and foreign debt, or assets, are B_t^o, B_t^{o*} . Nominal Exchange rate is S_t and country risk premium is $\Phi \left(\frac{S_t B_t^*}{P_t Y_t} \right)$. Dividends are D_t^o , and the domestic and the foreign interest rate are R_t, R_t^* . Real price of factors are W_t, Z_t . Capital and labor are N_t^o, K_t^o and P_t is the price level. Finally, T_t^o is defined as lump sum taxes (or transfers if it is negative) paid by Ricardian consumers.

Furthermore, capital law of motion must be $\phi'(\cdot) > 0$, $\phi''(\cdot) \leq 0$ with $\phi'(\delta) = 1$, and adjustment cost function in steady state are equal to capital depreciation rate, $\phi(\delta) = \delta$.

The utility function takes the form:

$$U(\bullet) = \frac{v_t^c C_t^{1-\sigma}}{1-\sigma} - \frac{v_t^N N_t^{1+\varphi}}{1+\varphi}$$

Where v_t^c, v_t^N are idiosyncratic shocks of preference that hits consumption and labor. The taxation effect on Ricardian households can be seen in the Euler equation that is shocked by preference shocks.

Optimality conditions are:

$$1 = \beta E_t \left(\frac{\lambda_{t+1}}{\lambda_t} \left(R_t \frac{P_t}{P_{t+1}} \right) \right) \quad (4)$$

$$1 = \beta E_t \left(\frac{\lambda_{t+1}}{\lambda_t} \left(\frac{S_{t+1}}{S_t} \left(\Phi \left(\frac{S_t B_t^*}{P_t Y_t} \right) R_t^* \right) \frac{P_t}{P_{t+1}} \right) \right) \quad (5)$$

The Euler equation is:

$$C_t^{o-\sigma} = \beta E_t \left(C_{t+1}^{o-\sigma} R_t \left(\frac{P_t}{P_{t+1}} \right) \left(\frac{1+\tau_t^c}{1+\tau_{t+1}^c} \right) \left(\frac{v_{t+1}^c}{v_t^c} \right) \right) \quad (6)$$

Capital shadow price, Tobin's Q, is given by:

$$Q_t = \frac{1}{\phi'(\bullet)}$$

$$Q_t = \beta \left(\frac{\lambda_{t+1}}{\lambda_t} \left(Z_{t+1} (1-\tau_{t+1}^K) + Q_{t+1} \left((1-\delta) + \phi \left(\frac{I_{t+1}^o}{K_{t+1}^o} \right) - \phi' \left(\frac{I_{t+1}^o}{K_{t+1}^o} \right) \frac{I_{t+1}^o}{K_{t+1}^o} \right) \right) \right) \quad (7)$$

Moreover, we have two options related to the labor market structure: first, a competitive labor market where each household choose labor supply given the market wage and; second, wages can be fixed by unions⁴. Then, in the last case, wages can be determined by households.

Therefore, labor supply is influenced not only by taxes on consumption and work, but also is affected by preference shocks.

⁴ Bénassy (2002) ch 5.

$$N_t^{o\theta} C_t^{o\sigma} = W_t \frac{(1-\tau_t^N) v_t^c}{(1+\tau_t^c) v_t^N} \quad (8)$$

3.1.2 Rule – of – Thumb households

This type of households only receives income labor for their work. So, not only they consume all of their labor income, but also not save. Additionally, they don't have access to the capital markets.

They have a utility function:

$$U(C_t^r, N_t^r) \quad (9)$$

Subject to:

$$P_t(1+\tau_t^c)C_t^r = P_t(1-\tau_t^N)W_t N_t^r \quad (10)$$

3.2 Demand goods

In order to find the good market equilibrium we need to differentiate domestic and foreign consume. Following Gali and Monacelli (2005), consumption takes a CES form.

$$C_t = \left((1-\alpha)^{\frac{1}{\eta^c}} (C_{H,t})^{\frac{\eta^c-1}{\eta^c}} + \alpha^{\frac{1}{\eta^c}} (C_{F,t})^{\frac{\eta^c-1}{\eta^c}} \right)^{\frac{\eta^c}{\eta^c-1}} \quad (11)$$

Where $C_{H,t}$, $C_{F,t}$ are consumption of domestic and foreign goods⁵ and take a CES form and the Dixit – Stiglitz aggregators of imported and domestic goods are:

⁵ We didn't take into account imported goods because we use the New Keynesian Phillips Curve, and put imported goods in the production function and it takes the CES form. So, effects of imported prices affect directly to the NKPC.

$$C_{H,t} = (1 - \alpha) \left(\frac{P_{H,t}}{P_t} \right)^{-\eta^c} C_t \quad (12)$$

$$C_{F,t} = \alpha \left(\frac{P_{F,t}}{P_t} \right)^{-\eta^c} C_t \quad (13)$$

and in supposed that the aggregate price level is given by:

$$P_t = \left((1 - \alpha) (P_{H,t})^{1-\eta^c} + \alpha (P_{F,t})^{1-\eta^c} \right)^{\frac{1}{1-\eta^c}} \quad (14)$$

So, when $P_{F,t} = P_{H,t}$, α is the proportion for domestic goods given the imported goods. α is the natural open index, also.

3.3 Aggregation

Aggregation is as follows: Total consumption is the sum of Ricardian households and rule – of – thumb. The total number of hours worked is the same as total consumption and λ is the share of rule – of – thumb.

$$C_t = \lambda C_t^r + (1 - \lambda) C_t^o \quad (15)$$

$$N_t = \lambda N_t^r + (1 - \lambda) N_t^o \quad (16)$$

Since only Ricardian consumers have access to the capital market, investment and capital stock market are given by:

$$I_t = (1 - \lambda) I_t^o \quad (17)$$

$$K_t = (1 - \lambda) K_t^o \quad (18)$$

Domestic and foreign assets, including fiscal debt $B_t^{G^*}$ are given by:

$$B_t = (1 - \lambda) B_t^o \quad (19)$$

$$B_t^* = B_t^{G^*} + (1 - \lambda) B_t^{o^*} \quad (20)$$

3.4 Firms

There exists a continuum set of competitive monopolistic firms. All of them produce only intermediate goods; but production factors are competitive. In particular, final goods are produced by constant return technology (CES production function).

$$Y_t = \left(\int_0^1 Y_t(j)^{\frac{\varepsilon_p - 1}{\varepsilon_p}} dj \right)^{\frac{\varepsilon_p}{\varepsilon_p - 1}} \quad (21)$$

$Y_t(j)$ is the quantity of intermediate goods used as input. So, intermediate goods demand is given by Dixit – Stiglitz aggregator:

$$Y_t(j) = \left(\frac{P_t(j)}{P_t} \right)^{-\varepsilon_p} Y_t \quad (22)$$

And prices are given by:

$$P_t = \left(\int_0^1 P_t(j)^{1 - \varepsilon_p} dj \right)^{\frac{1}{1 - \varepsilon_p}} \quad (23)$$

3.4.1 Intermediate Goods

We assume a continuum set of monopolistic firms. In order to put the pass-through in the price equation, HNKPC, we use imported price goods as input. Our production function takes a CES form with M and N as inputs.

$$Y_t(j) = A_t \left(\alpha_M M(j)_t^{\frac{\sigma_s-1}{\sigma_s}} + \alpha_N N(j)_t^{\frac{\sigma_s-1}{\sigma_s}} \right)^{\frac{\sigma_s}{\sigma_s-1}} \quad (24)$$

A_t is the technology and technology shock act through this, and σ_s is the elasticity of substitution between imported goods and work. Both of them are greater than zero. Intermediate imported goods are $M(j)_t$ ⁶.

Given that the real price of factors P_t^M and W_t , the equilibrium through a minimization cost is:

$$\frac{W_t}{P_t^M} = \frac{\alpha}{1-\alpha} \left(\frac{M(j)_t}{N(j)_t} \right)^{\frac{1}{\sigma_s}} \quad (25)$$

Marginal cost is given by:

$$MC = (1-\alpha)^{\frac{2\sigma_s-1}{\sigma_s}} (P_t^M)^{1-\sigma_s} + (\alpha)^{\frac{2\sigma_s-1}{\sigma_s}} (W_t)^{1-\sigma_s} \quad (26)$$

3.1.5 Price setting

Following Calvo (1983), $(1-\theta)$ is the fraction of firms that reset its price optimally each period believing that the price chosen will be optimally t periods ahead. While a fraction θ keep their prices unchanged. Based on Galí and Gertler (1999), we can put in the optimal price a fraction of firms that reset their prices forward – looking, $(1-\omega)$. At the same time, a fraction 1ω set prices backward – looking. This set of firms reset their prices based on the optimal price and inflation in $t-1$.

$$Max \sum_{k=0}^{\infty} \theta^k E_t \left\{ \Lambda_{t,t+k} \left(P_t^{f*}(j) Y_{t+k}(j) - \Psi_{t+k}(Y_{t+k}(j)) \right) \right\} \quad (27)$$

⁶ Intermediate firms' aggregation also takes a CES form.

Subject to

$$Y_{t+k}(j) = \left(\frac{P_t^{f^*}(j)}{P_{t+k}} \right)^{-\varepsilon_p} Y_{t+k} \quad (29)$$

Cost function is $\Psi_{t+k}(Y_{t+k}(j))$ and $P_t^{f^*}$ must satisfy the first order condition:

$$\sum_{k=0}^{\infty} \theta^k E_t \left\{ \Lambda_{t,t+k} Y_{t+k} (P_t^{f^*}(j) - \mu \varphi_{t+k}(j)) \right\} = 0 \quad (30)$$

Where $\mu = \frac{\varepsilon_p}{\varepsilon_p - 1}$ is the gross *mark-up* when inflation is zero in steady state and nominal

marginal cost is given by $\varphi_{t+k}(\bullet) = \Psi'_{t+k}(\bullet)$. Furthermore, factor discount is given by:

$$\Lambda_{t,t+k} = \beta^k E_t \left(\frac{C_{t+1}^{\sigma-\sigma}}{C_t^{\sigma-\sigma}} \left(\frac{P_t}{P_{t+1}} \right) \left(\frac{1+\tau_t^c}{1+\tau_{t+1}^c} \right) \left(\frac{v_{t+1}^c}{v_t^c} \right) \right) \quad (31)$$

In steady state we can get $\Lambda_{t,t+k} = \beta^k$. Moreover, to complete the dynamic price we must use the following equation.

$$P_t = \theta P_{t-1} + (1-\theta) P_t^* \quad (32)$$

$$P_t^* = (1-\omega) P_t^{f^*} + \omega P_t^{b^*} \quad (33)$$

$$P_t^{b^*} = P_{t-1}^* + \pi_{t-1} \quad (34)$$

3.5 Monetary Policy

Since Bolivia doesn't have common policy instruments, monetary interest rate rule, we can model monetary policy by Taylor Rule and taking care of that considers exchange rate items. This type of rule was used by Schmith – Hebbel and Tapia (2002) and Caputo et. al. (2006)

$$r_t = \psi_r r_{t-1} + (1-\psi_r) (\psi_\pi \pi_t + \psi_y y_t + \psi_{\Delta s} \Delta s_t) + v_t^m \quad (35)$$

Where r_t is the real interest rate, that is a monetary policy tool, ψ_π and ψ_y are responses of the monetary authority to deviations of inflation and GPD growth of their natural level. $\psi_{\Delta s}$ shows response to nominal exchange rate deviations.

3.6 Fiscal Policy

Government budget constraint and taxes revenues are given by:

$$P_t G_t = \tau_t^c P_t C_t + \tau_t^N P_t N_t + (1-\lambda) \tau_t^D D_t^o + R_t^{-1} B_{t+1} + S_t \left(\Phi \left(\frac{S_t B_t^*}{P_t Y_t} \right) R_t^* \right)^{-1} B_{t+1}^{G^*} - B_t - S_t B_t^{G^*} + \tau_t^{N,D} (P_t Y_t - P_t I_t + (P_t^F - S_t P_t^{F^*}) Y_t^F) \quad (36)$$

3.6.1 Fiscal Rules

Galí et. al. (2007) proposed a fiscal rule where taxes revenues are equal to government expenses. Let's define $g_t = \frac{G_t - G}{Y}$, $t_t = \frac{T_t - T}{Y}$ and bonds as $b_t = \frac{(B_t) - B}{Y}$. So, according to this rule, taxes adjust whenever debt or spending change.

Fiscal rules applied are generalization of García and Restrepo (2007).

$$\tau_t^c P_t C_t + \tau_t (P_t Y_t - P_t I_t + (P_t^F - S_t P_t^{F^*}) Y_t^F) = \phi_b B_t + \phi_g P_t G_t \quad (38)$$

Allowing $\phi_g = 1$ and $\phi_b = 0$, the government budget constraint is in equilibrium, and in order to hold it taxes must adjust in every period.

$$\tau_t^c P_t C_t + \tau_t (P_t Y_t - P_t I_t + (P_t^F - S_t P_t^{F^*}) Y_t^F) = \phi_g P_t G_t \quad (39)$$

3.7 Market clearing condition

Market clearing conditions are given by:

$$N_t = \int_0^1 N_t(j) dj \quad (40)$$

$$M_t = \int_0^1 M_t(j) dj \quad (41)$$

$$Y_t = C_t + I_t + G_t + XN_t \quad (42)$$

And equilibrium in the economy is given by:

$$P_t(C_t + I_t + G_t) = P_t Y_t + P_t^F Y_t^F - S_t P_t^{F*} Y_t^{F*} + S_t \left(\Phi \left(\frac{S_t B_t^*}{P_t Y_t} \right) R_t^* \right)^{-1} B_{t+1}^* - S_t B_t^* \quad (43)$$

3.8 Closing the model

In order to close the model we must use the following equations:

Real exchange rate

$$RER_t = \frac{S_t P_t^{F*}}{P_t} \quad (44)$$

Interest rate

$$\text{int}_t = r_t + \pi_{t+1} \quad (45)$$

Uncovered interest parity

$$r_t - \pi_{t+1} = r_t^* + s_{t+1} - s_t \quad (46)$$

3.9 Stochastic exogenous process

Many shocks hit the economy:

Preference shocks

$$v_t^c = \rho^c v_{t-1}^c + \varepsilon_t^c \quad (47)$$

$$v_t^N = \rho^N v_{t-1}^N + \varepsilon_t^N \quad (48)$$

Technology shocks

$$a_t = \rho^a a_{t-1} + \varepsilon_t^a \quad (49)$$

Monetary shocks

$$v_t^m = \rho^m v_{t-1}^m + \varepsilon_t^m \quad (50)$$

Fiscal spending shocks

$$g_t = \rho^g g_{t-1} + \varepsilon_t^g \quad (51)$$

Foreign interest rate shocks

$$r_t^* = \rho^{r^*} r_{t-1}^* + \varepsilon_t^{r^*} \quad (52)$$

Foreign prices shocks

$$p_t^{F^*} = \rho^{p^{F^*}} p_{t-1}^{F^*} + \varepsilon_t^{p^{F^*}} \quad (53)$$

Where ρ^i represent shocks persistence ε_t^i and follows a normal distribution with zero mean and variance $\sigma_{i,t}^2$, $i = v^c, v^N, a, v^m, g, r^*, p^{F^*}$; what's more, innovations are not correlated.

4. Data and calibration

We use the following series: consumption, GDP, investment, fiscal spending, net exports, tax rate, real remuneration, total population working, Bolivian real interest rate, nominal and real exchange rate, inflation, domestic and external debt; and foreign interest rate.

Log – linearization technique requires all variables must be log – deviations from steady state⁷, so it's necessary use some steady state measure⁸. But, there is not theory that supports the steady state, e.g. GDP, should be a moving average weighted, which is HP's outcome. In this sense, all variables are hit by shocks and it produces changes in business trend – cycles, therefore, high frequency band pass filter proposed by Christiano & Fitzgerald (1999), which is unvaried method, allow us to incorporate business cycles and isolate short or long run movements privileging business cycles defined by the researcher.

Alternatively, we can use the Nadaraya – Watson non – parametric filter. So, if we understand seasonality as systematic movement, no necessary regular, produced in the year, Hylleberg (1992); the problem is, how to treat it? First, there is a group of economists that believe that seasonality must be eliminated; second, another group point out that seasonality is known by economic agents and they will make their decisions according to these; consequently, it should be an error to eliminate seasonality in an economic research.

In this sense, to isolate seasonality components, we have a lot of methods and procedures and it performs depend on what we are looking for: a) an effortless filter which use regression with dummy variables; b) Box – Jenkins (1976) difference seasonality filter; c) ARIMA X-11 and X-12 filter; d) TRAMO/SEAT filter.

Based on Bianchi (1997), we applied ARIMA X-12 which discomposes series under an additive background. Trend – cycle component can be obtained using ARIMA X-12, so we can apply a kind of filter like HP to get the cycle and long run trend.

Steady states of variables and calibrated parameters are listed in tables 1 and 2.

⁷ In dynamic stochastic general equilibrium models we must understand that it refers to the natural level where there is no market frictions

⁸ Hodrick y Prescott filter is generally accepted

The following steady states are obtained using Nadaraya – Watson filter: C/Y , I/Y , G/Y , X/Y , M/Y , G/C , P^f/P , Y^f/Y , RER, N , W , inflation and tax pressure. Country risk premium is calibrated using Corp Banca Group average qualification to Bolivia. At the same time, consumption, labor and capital taxes are taking from Bolivian tax structure.

Hybrid New Keynesian Phillips Curve parameters are obtained from Valdivia (2008) taking care of contemporaneous pass – through similar to other papers for Bolivia, before 2005. Moreover, Taylor rule, which takes the responses of the Central Bank to variations of nominal exchange rate, is estimated by General Method of Moments (GMM). Results of the GMM procedure gave us consistency when the Central Bank is worried about exchange rate movements, in our case crawling – peg system.

Nominal interest rate calibration is based on the Central Bank of Bolivia Monetary Report (January, 2008). Besides, Bolivia population structure of Ricardian households and rule – of – thumb households are taking of National Statistical Institute household’s surveys. The last parameters are standard in economic literature

5. Fiscal spending effects

Fiscal rules reduce exogenous shocks effect on the economy. Figure N° 1, shows how fiscal shock hits the economy and how the model reacts according to the first fiscal rule. In this case, domestic debt, foreign debt, total consumption, rule – of –thumb households, ricardian households, investment, capital, nominal interest rate , labor, Tobin’s Q, inflation, country risk premium, real interest rate, real exchange rate, marginal cost, tax pressure, nominal exchange rate, wages, net exports, capital price and output (GDP).

If we consider positive shocks in all exogenous variables, we can expect that variables are hit by the fiscal shock and other shocks; they generate movements that produce oscillations in impulse responses functions. For that reason, once the fiscal expenditure shock hit the economy, the model structure, with lags, allows oscillations in variables due to they are hit by other shocks.

We can observe that fiscal spending shock has positive effect over total consumption, as a consequence of agent's structure, figure N° 1. As we expected, rule – of – thumb households reacts in a positive manner explained, 2.5%, by an increase in the real interest which reduces Ricardian household's consumption, -0.6%. What's more, as output increases, 0.6%, price of factors raises as well, 3% and 1.2%, it is reflected in an inflation increase, 2%, through the firms channel cost. In response to inflation increases, the Central Bank raises its nominal interest rate, 35bp, in order to moderate investment, -2%, and reduce inflation pressures. As a consequence, this negative effect acts on Ricardian households that reduce their consumption.

The multiplier effect of fiscal spending shock is reflected in new levels of foreign debt, it increases 2%, which has effects on variables taking in the model. As a consequence of increases in price of factors, labor supply increases, 1.35%, explained by hand – to – mouth households. On the other hand, there is a depreciation of nominal exchange rate, 1.8%, as an effect of inflation increases greater than interest rate increase. At the same time, since price increases are greater than nominal exchange rate depreciation, it turns out a weaker real exchange rate appreciation, 0.05%; so net exports are affected negatively, 0.05%, but over the time it recovers to its natural level and is led by exchange rate movement.

Shadow price of capital, Tobin's Q, falls as a consequence of negative effect of fiscal spending shock, 0.025%. This result is consequence of increases in prices that are greater than increases in real interest rate and capital price. Moreover, country risk premium is boosted by nominal exchange rate depreciation, 1.5%, and foreign debt increase is greater than output and inflation increases. Finally, since output increases, pressure tax is pushing up by output movements, 2%.

Figure N° 2 shows how the model reacts to the second fiscal rule, when only taxes act, and how it helps to reduce the effect the fiscal spending shocks. In this case, since the economy is hit by fiscal shock, it reduces the tax pressure, 1.9%, in order to generate more fiscal spending, and external debt increases, 3.5%.

Impulse response structure is the same as the first fiscal rule, but magnitudes are different. The most relevant results are: a) the increase of total consumption is greater than the first one; b) since the increase in factor prices is greater than the first one, marginal cost is higher and pass

– through to inflation increases are more than in the first case; c) since inflation increases, the Central Bank responds aggressively through increases nominal interest rate, so investment contraction is higher than depreciation in nominal exchange rate in order to moderate inflation imported.

Finally, in the case of Bolivia we need to know, what of the two fiscal rules have more stabilizing effects against to a fiscal spending shock? In figure N° 3, we compare results obtained above with a canonical model that doesn't have a fiscal rule.

In all outcomes obtained above, the first fiscal rule, when taxes act against to new external debt in order to generate more fiscal spending, has more stabilizing effects. In particular, the effect of fiscal spending shock on inflation is moderated around 50% of the total effect. The effect of fiscal shock without rule is 0.45% on the inflation, and applying the rule reduces it to 0.21%. This outcome can be seen comparing the canonical model when it doesn't have a fiscal rule with the one that has it.

Despite of the fiscal shock effect on output is sacrificed, and all variables which are influenced by it. In terms of welfare, the outcome obtained above is preferable cause of negative inflation effects is reduced on consumption.

6. Conclusions and future research

We developed a canonical model according to new macroeconomic vintage called new Keynesian models with imperfect competition in the determinacy of inflation.

Based on dynamic stochastic general equilibrium model, we looked for to compare the fundamentals performance when they are hit by fiscal spending shock. We used two types of fiscal rules: first, taxes adjust according to debt level and government spending, therefore debt plays a central role; second, a budget balanced – zero debt – where taxes adjust every time in order to keep equilibrium.

Consequently, after computing and simulating our three models, two of them with different fiscal rules and one with any fiscal rule, our results can be summarized as follows: a) an increase in total cost of factors, e.g. prices, and an increase in consumption of rule – of – thumb households; b) since marginal cost increased, through HNKPC, inflation raises more than expected, and Central Bank must react through raising the monetary policy interest rate leading investment to diminish in the short run, so as to reduce inflation pressures; c) there is a nominal exchange rate depreciation and little real exchange rate appreciation; d) exports are guided by real exchange rate, and finally; e) country risk premium raises.

Finally, the most important result is how the first fiscal rule has more stabilizing effects over the fundamentals and overall in the model than the second one, when we consider a budget balanced getting zero debt level. What's more, inflation reduces around 50% as a consequence of fiscal shock

Future research in this type of models applying fiscal rules should consider: a) not only an open economy Phillips Curve which takes into account inflation imported, but also acquire total prices aggregation and modeling two Phillips curves in order to clarify the inflation imported channel; b) a structural fiscal surplus effects and its effects against exogenous shocks, c) not only a calibrated model, but also compute using Bayesian econometric techniques so as to improve estimations and forecasting about fundamentals.

Bibliography

Andrés, J. and R. Domenéch (2005): “Automatic Stabilizers, Fiscal Rules and Macroeconomic Stability”, *Valencia University*.

Central Bank of Bolivia: Monetary Policy Report, January, 2008.

Bénassy, J-P. (2002), *The Macroeconomics of Imperfect Competition and Nonclearing Markets*, MIT Press.

Blanchard, O. and R. Perotti (2002). “An Empirical Characterization of the Dynamic Effects of Changes in Government Spending and Taxes on Output.” *Quarterly Journal of Economics*, N°117, pg 1329–1368.

Caputo, R., Liendo, F and J.P. Medina (2006): “New Keynesian Models for Chile in the Inflation – Targeting Period: A Structural Investigation”, *Central Bank of Chile*, WP 402.

Fatás, A. and I. Mihov (2001). “The Effects of Fiscal Policy on Consumption and Employment: Theory and Evidence.” *INSEAD*, Working Paper.

Favero, C. (2001): *Applied Macroeconometrics*, Oxford University Press.

Galí, J. and M. Echeinbaum (2004): “Monetary Policy and Exchange Rate Volatility in a Small Open Economy”, *Review of Economic Studies*. N° 72, pg 707 – 734.

Galí, J., López – Salido, D. and J. Vallés (2007): “Understanding the Effects of Government Spending on Consumption”, *European Economic Association*, Vol 5, N° 1, pgh 227 – 270.

Galí, J. and M. Gertler (1999): “Inflation dynamics: a structural econometric approach” *Journal of Monetary Economics*, Vol. 44, N° 2, pg. 195–222.

García, C. and J. Restrepo (2006): “The Case of Countercyclical Rule – Based Fiscal Regime”, ***Central Bank of Chile***.

García, C. and J. Restrepo (2007): “How Effective is Government Spending in a Small Open Economy with Distortionary Taxes”, ***Central Bank of Chile***.

López- Salido D. and R. Blakrishnan (2002): “Understanding UK inflation: the role of openness” ***Bank of England***, WP 164.

Schmidt-Hebbel, K. and M. Tapia (2002): “Inflation Targeting in Chile”, ***North American Journal of Economics and Finance*** N° 13, pg 125 – 146.

Smets, F. and R. Wouters (2002): “An Estimated Stochastic Dynamic General Equilibrium Model of the Euro Area”, ***European Central Bank***.

Valdivia, D. (2008): “¿Es importante la fijación de precios para entender la dinámica de la inflación en Bolivia?”, ***INESAD, WP N° 02/2008***.

Table N° 1
Steady States

C/Y	0.74
I/Y	0.15
G/Y	0.12
X/Y	0.27
Pf/P	0.0052
Yf/Y	1.32
RER	98.73
M/Y	0.29
tau/C	0.40
b/C	0.65
G/C	0.15
tau/Y	0.14
Country risk	5

Table N° 2
Basic Parameters

σ Risk aversion coefficient	2
τ^c consumption tax rate	20%
τ^n Labor tax rate	13%
τ^k Capital tax rate	40%
λ Weight of rule – of – thumb households	0.7
ϕ Marginal elasticity of labor disutility	1.7
v^c Consumption idiosyncratic shock in ss	1
v^n Labor idiosyncratic shock in ss	1
δ Depreciation rate	0.25
η Investment elasticity to Q	1
Π Inflation in ss	6.01
η^x RER elasticity exports	1
α Capital share in CES production function	0.6
ξ^f HNKPC forward parameter	0.4966
ξ^b HNKPC backward parameter	0.4581
λ_π HNKPC marginal cost parameter	0.4852
χ_{mc} HNKPC foreign <i>pass-through</i>	0.4278
σ_s CES Substitution elasticity	2
ψ_i Taylor rule inertial interest rate component	0.96
ψ_π Taylor rule inflation component	1.25
ψ_y Taylor rule output component	6.9070
ψ_s Taylor rule nominal Exchange rate variation comp	-14.95
R^* Foreign interest rate	4.43%

Figure N° 1

Fiscal Shock Impulse Responses

Rule 1

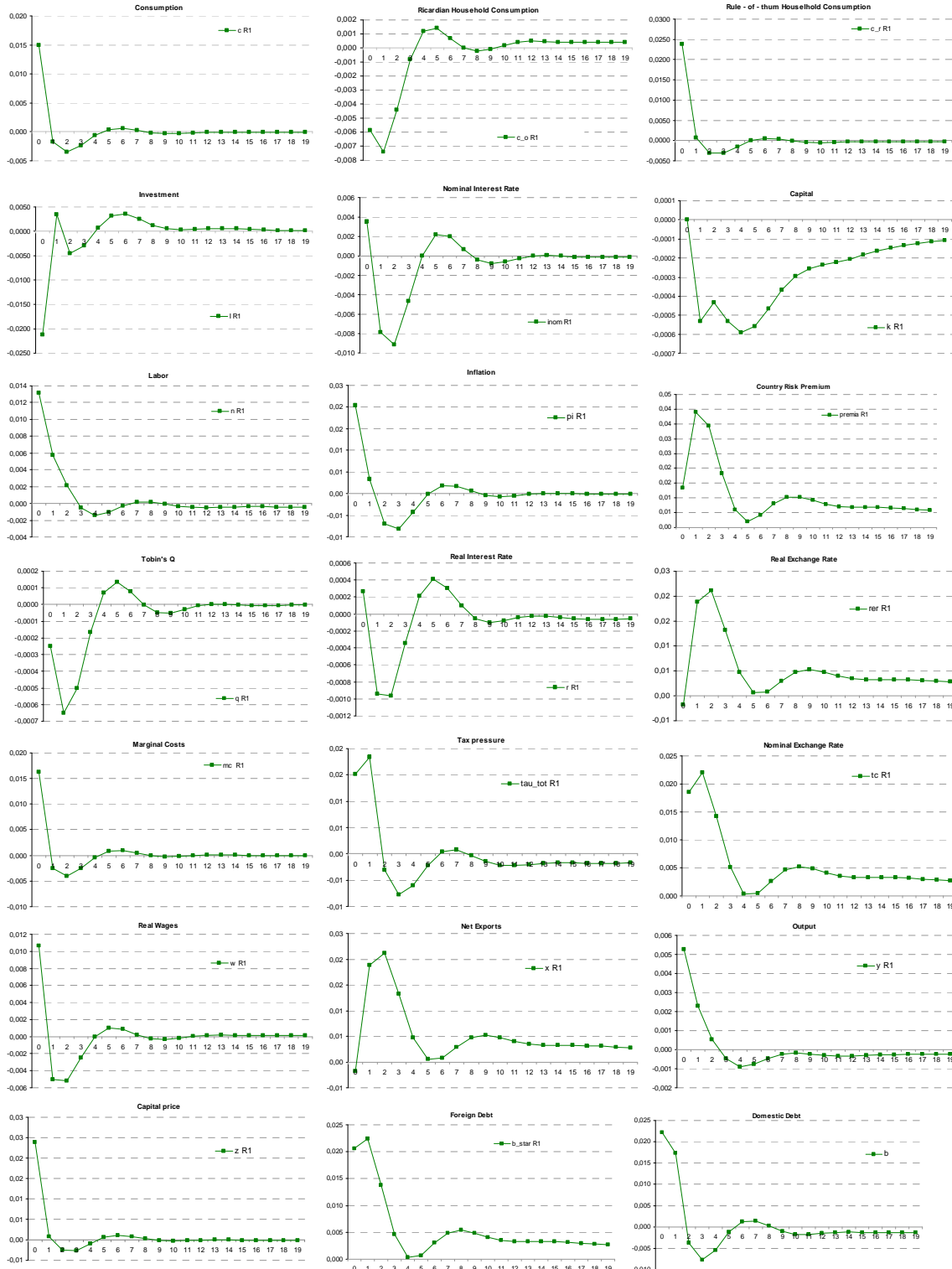


Figure N° 2

Fiscal Shock Impulse Responses

Rule 2

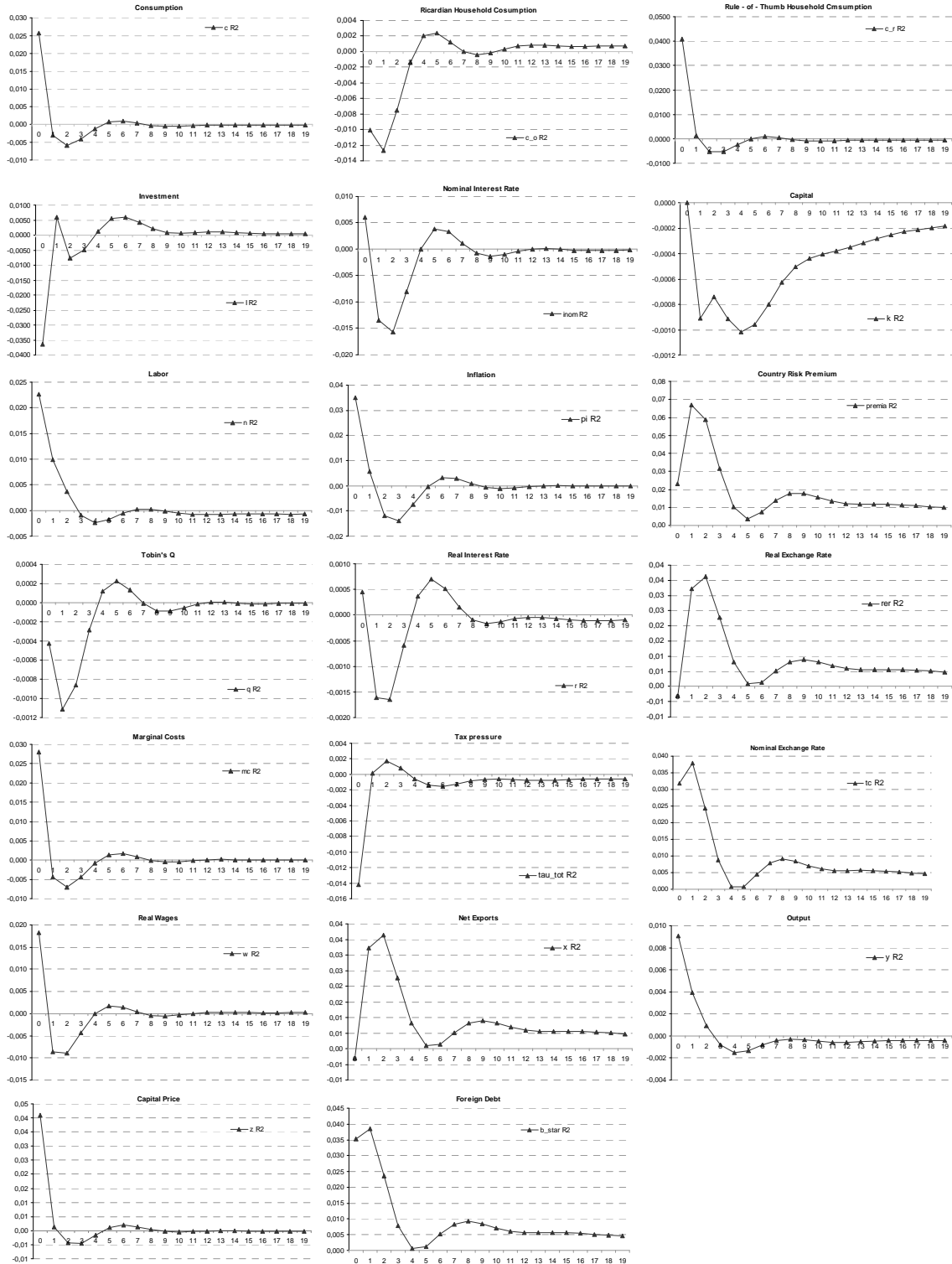
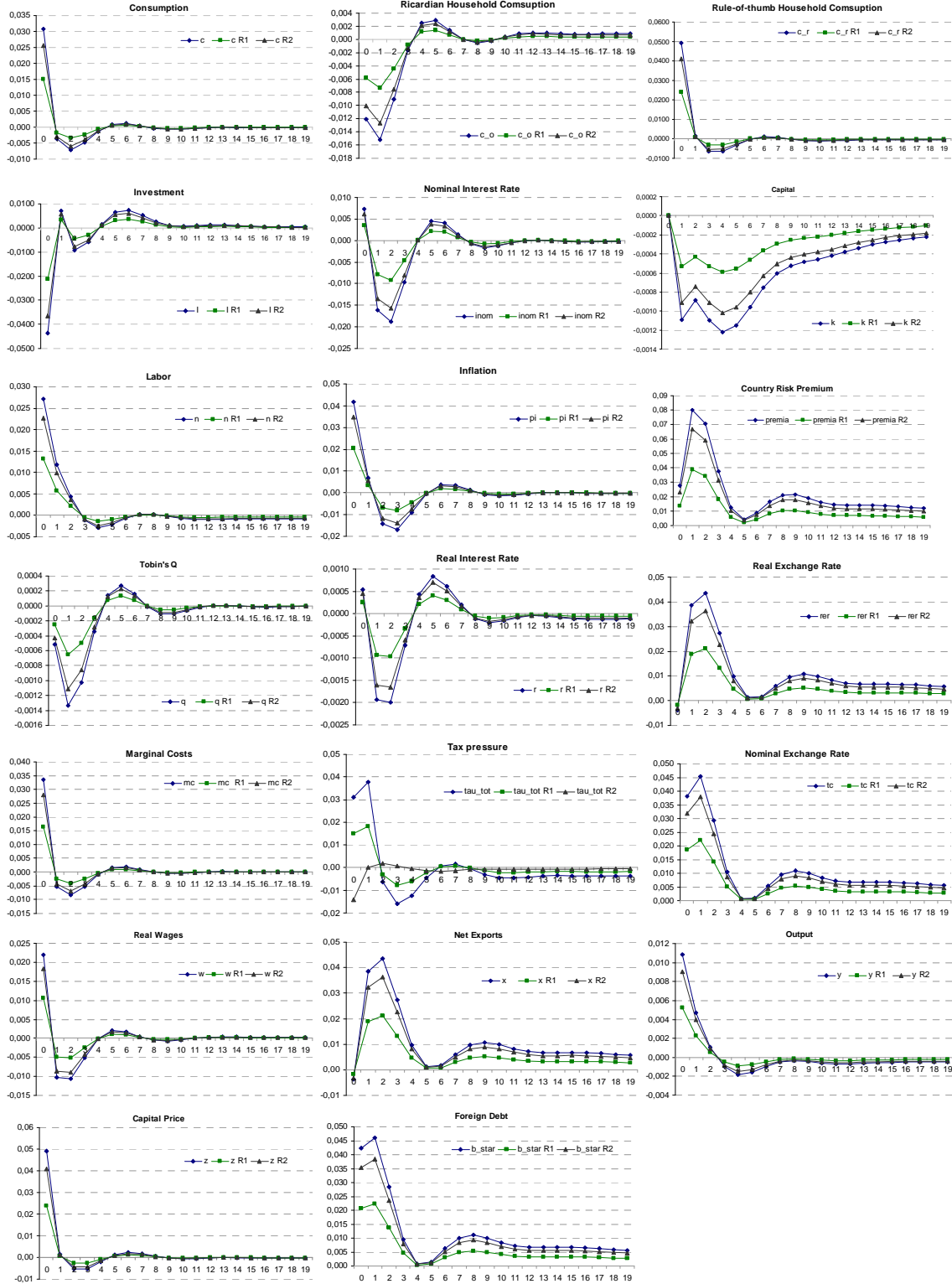


Figure N° 3
Fiscal shock evaluation of impulse responses
Rules 1, 2 and canonical model that doesn't have any rules



R1 rule 1, R2 rule 2 and "C" represent the canonical model without rule

Appendix A

Log – linearized Model

Log- linearized model solution around the steady state is:

Ricardian and rule-of-thumb households:

$$c_t^o = c_{t+1}^o - \frac{1}{\sigma} \left[r_t - \hat{\pi}_{t+1} + v_{t+1}^c - v_t^c - \left(\frac{\tau^c}{1+\tau^c} \right) \Delta \hat{\tau}_{t+1}^c \right]$$
$$c_t^r = w_t - n_t - \left(\frac{\tau^N}{1-\tau^N} \right) \hat{\tau}_t^N - \left(\frac{\tau^c}{1+\tau^c} \right) \hat{\tau}_t^c$$

Aggregation of consumption:

$$c_t = \lambda c_t^r + (1-\lambda) c_t^o$$

Labor supply:

$$w_t = \left(\frac{\tau^N}{1-\tau^N} \right) \hat{\tau}_t^N + \left(\frac{\tau^c}{1-\tau^N} \right) \frac{N^\varphi C^{o\sigma}}{W v^c / v^N} \hat{\tau}_t^c + v_t^N - v_t^c + \varphi n_t + \sigma c_t^o$$

Interest rate and investment return are given by:

$$r_t = \left(\frac{R+\delta}{1+R} \right) z_{t+1}$$
$$q_t = \left(\frac{1-\delta}{1+R} + \left(\frac{\eta-1}{1+R} \right) \delta \Pi \right) q_{t+1} + (1-\tau^k) \left(\frac{R+\delta}{1+R} \right) \Pi z_{t+1} - \left(\frac{R+\delta}{1+R} \right) \Pi \tau^k \hat{\tau}_{t+1}^k$$
$$- \left(\left(1-\tau^k \right) \left(\frac{R+\delta}{1+R} \right) + \left(\frac{1-\delta}{1+R} \right) \right) \Pi (r_t - \hat{\pi}_{t+1})$$

Capital law of movement:

$$k_{t+1} = (1-\delta)k_t + \delta i_t$$

Equilibrium:

$$y_t = \frac{C}{Y} c_t + \frac{I}{Y} i_t + \frac{G}{Y} g_t + \frac{X}{Y} x_t$$

Labor, investment, capital and debt aggregation are given by:

$$n_t = \lambda n_t^r + (1-\lambda)n_t^o$$

$$i_t = i_t^o$$

$$k_t = k_t^o$$

$$b_t = b_t^o$$

$$b_t^* = b_t^{G^*} (1-\lambda) b_t^{o^*}$$

The economy constraint:

$$\begin{aligned} \Phi b_t^* = & \frac{1}{R^*} b_{t+1}^* + y_t - \frac{C}{Y} c_t - \frac{I}{Y} i_t - \frac{G}{Y} g_t + \frac{P^F}{P} \frac{Y^F}{Y} p_t^F + \left(\frac{P^F}{P} - RER \right) \frac{Y^F}{Y} y_t^F \\ & - RER \frac{Y^F}{Y} rer_t - \left(\frac{P^F}{P} \frac{Y^F}{Y} + \left(\frac{1}{R^*} - \Phi \right) \right) p_t + \left(\frac{1}{R^*} - \Phi \right) s_t - \frac{1}{R^*} \hat{\phi}_t \end{aligned}$$

Country risk premia:

$$\hat{\phi}_t = s_t - p_t + b_t^* - y_t$$

Foreign production function

$$y_t^F = \rho^{yf} y_{t-1}^F + \varepsilon_t^{yf}$$

Exports:

$$x_t = \eta^x rer_t + c_t^*$$

Real Exchange rate:

$$rer_t = s_t + p_t^{F^*} - p_t$$

Labor and consumption shocks:

$$v_t^c = \rho^c v_{t-1}^c + \varepsilon_t^c$$

$$v_t^N = \rho^N v_{t-1}^N + \varepsilon_t^N$$

Technological shock

$$a_t = \rho^a a_{t-1} + \varepsilon_t^a$$

Monetary shock

$$v_t^m = \rho^m v_{t-1}^m + \varepsilon_t^m$$

Fiscal shock

$$g_t = \rho^g g_{t-1} + \varepsilon_t^g$$

Foreign interest rate shock

$$r_t^* = \rho^{r^*} r_{t-1}^* + \varepsilon_t^{r^*}$$

Foreign prices shock

$$p_t^{F^*} = \rho^{p^{F^*}} p_{t-1}^{F^*} + \varepsilon_t^{p^{F^*}}$$

Taxes shock

$$\tau_t^c = \rho^{\tau^c} \tau_{t-1}^c + \varepsilon_t^{\tau^c}$$

$$\tau_t^k = \rho^{\tau^k} \tau_{t-1}^k + \varepsilon_t^{\tau^k}$$

$$\tau_t^N = \rho^{\tau^N} \tau_{t-1}^N + \varepsilon_t^{\tau^N}$$

Firm's decisions

$$n_t - m_t = p_t^m - w_t$$

Production function is given by

$$y_t = a_t + \alpha m_t + (1 - \alpha)n_t$$

The Hybrid New Keynesian Phillips Curve

$$\pi_t = \xi^f \pi_{t+1} + \xi^b \pi_{t-1} + \lambda_\pi mc_t + \rho (p_t^{F^*} + s_t + w_t)$$

Marginal Costs are given by

$$mc_t = (1 - \chi_{mc})(\sigma_s - 1)w_t + \chi_{mc}(\sigma_s - 1)p_t^m - a_t$$

Monetary policy rule

$$r_t = \psi_i r_{t-1} + (1 - \psi_i)(\psi_\pi \pi_t + \psi_y y_t + \psi_{\Delta s} \Delta s_t) + v_t^m$$

Fisher's equation

$$\mathbf{int}_t = r_t + \pi_{t+1}$$

Uncovered interest parity

$$r_t - \pi_{t+1} = r_t^* + s_{t+1} - s_t$$

Fiscal Rule 1

$$\tau^c (\hat{\tau}_t^c + c_t) \frac{\tau}{C} \hat{\tau}_t = \phi_b \frac{b}{C} b_t + \phi_g \frac{G}{C} g_t$$

$$\frac{\tau}{Y} \hat{\tau}_t = y_t + \frac{I}{Y} i_t + \frac{P^F}{P} \frac{Y^F}{Y} (p_t^F - p_t + y_t^F) - RER \frac{Y^F}{Y} (rer_t + y_t^F)$$

Fiscal Rule 2

$$\tau^c (\hat{\tau}_t^c + c_t) \frac{\tau}{C} \hat{\tau}_t = \phi_g \frac{G}{C} g_t$$